360iResearch

Medical Imaging Equipment Maintenance Services Market

Global Forecast 2026-2032

MRR-4F7A6D4FDA97 | October 2026

Great Place To Work. Certified FEB 2026-FEB 2027 INDIA

Table of Contents

1. Preface 7
   1.1. Objectives of the Study 7
   1.2. Market Definition 7
   1.3. Market Segmentation & Coverage 8
   1.4. Years Considered for the Study 21
   1.5. Currency Considered for the Study 21
   1.6. Language Considered for the Study 22
   1.7. Key Stakeholders 22
2. Research Methodology 23
   2.1. Introduction 23
   2.2. Research Design 23
      2.2.1. Primary Research 24
      2.2.2. Secondary Research 24
   2.3. Research Framework 24
      2.3.1. Qualitative Analysis 25
      2.3.2. Quantitative Analysis 25
   2.4. Market Size Estimation 26
      2.4.1. Top-Down Approach 26
      2.4.2. Bottom-Up Approach 26
   2.5. Data Triangulation 26
   2.6. Research Outcomes 27
   2.7. Research Assumptions 28
   2.8. Research Limitations 28
3. Executive Summary 29
   3.1. Introduction 29
   3.2. CXO Perspective 29
   3.3. New Revenue Opportunities 30
   3.4. Next-Generation Business Models 31
   3.5. Industry Roadmap 32
4. Market Overview 34
   4.1. Introduction 34
   4.2. Key Growth Contribution 36
   4.3. Industry Ecosystem & Value Chain Analysis 48
      4.3.1. Supply-Side Analysis 49
      4.3.2. Demand-Side Analysis 50
      4.3.3. Stakeholder Analysis 51
   4.4. Market Dynamics 52
      4.4.1. Key Drivers 53
         4.4.1.1. Compliance and clinical-payment eligibility sustain maintenance obligations 53
         4.4.1.2. Manufacturer-backed shared maintenance broadens contracting choices 53
         4.4.1.3. Connected support expands the service obligation beyond dispatch 54

4.4.2. Key Restraints 54
4.4.2.1. Controlled service access limits otherwise qualified alternatives 54
4.4.2.2. Support withdrawal reduces the certainty of lifecycle extension 54
4.4.2.3. Financial constraints coexist with interruption risk retained by buyers 55
4.4.3. Key Opportunities 55
4.4.3.1. Supporting retained engineering with an executable service boundary 55
4.4.3.2. Closing component-service gaps without implying whole-system coverage 56
4.4.3.3. Contracting for accepted nuclear and hybrid system responsibility 56
4.4.3.4. Using evidenced local representation for bounded manufacturer entry 56
4.4.4. Key Challenges 57
4.4.4.1. Permissible parts sourcing must satisfy the buyer's contract 57
4.4.4.2. Local qualification and continuity arrangements constrain fulfillment 57
4.4.4.3. Connected maintenance requires explicit IT and service accountability 58
4.4.4.4. Hybrid-system coverage needs explicit boundaries and lead responsibility 58
4.5. Porter's Five Forces Analysis 59
4.6. PESTLE Analysis 60
4.7. Market Outlook 62
4.7.1. Near-Term Market Outlook (0-2 Years) 63
4.7.2. Medium-Term Market Outlook (3-5 Years) 63
4.7.3. Long-Term Market Outlook (5-10 Years) 64
4.8. Go-to-Market Strategy 65
5. Market Insights 67
5.1. Consumer Insights & End-User Perspective 67
5.2. Consumer Experience Benchmarking 68
5.3. Opportunity Mapping 68
5.4. Distribution Channel Analysis 71
5.5. Pricing Trend Analysis 72
5.6. Regulatory Compliance & Standards Framework 73
5.7. ESG & Sustainability Analysis 74
5.8. Disruption & Risk Scenarios 75
5.9. Return on Investment & Cost-Benefit Analysis 76
6. Cumulative Impact of Artificial Intelligence 2026 78
7. Medical Imaging Equipment Maintenance Services Market, by Maintenance Function 79
7.1. Combined Preventive and Corrective Maintenance 84
7.2. Corrective Maintenance 89
7.3. Preventive Maintenance 93
7.4. Inspection and Verification 98
8. Medical Imaging Equipment Maintenance Services Market, by Imaging Modality 103
8.1. Computed Tomography 108
8.2. Magnetic Resonance Imaging 113
8.3. Fluoroscopy and Angiography 118
8.4. General Radiography 122

8.5. Ultrasound 127
8.6. Hybrid Imaging 131
8.6.1. PET/CT 136
8.6.2. SPECT/CT 141
8.6.3. Hybrid Interventional Imaging 145
8.6.4. PET/MRI 149
8.7. Mammography 154
8.8. Dental Radiology 159
8.9. Nuclear Medicine Imaging 163
8.9.1. Gamma Camera and SPECT Imaging 169
8.9.2. Standalone PET Imaging 173
8.10. Bone Densitometry 178
9. Medical Imaging Equipment Maintenance Services Market, by Clinical Use 183
9.1. Diagnostic and Screening Imaging 187
9.2. Image-Guided Intervention 191
9.3. Shared-Use Imaging 195
9.4. Treatment-Planning Imaging 199
10. Medical Imaging Equipment Maintenance Services Market, by End User 204
10.1. Hospitals 209
10.2. Diagnostic Imaging Centers 213
10.3. Medical and Allied Health Practices 218
10.4. Ambulatory Care Centers 222
10.5. Dental Practices 227
10.6. Mobile Imaging Operators 231
11. Medical Imaging Equipment Maintenance Services Market, by Service Delivery 236
11.1. Integrated Service Delivery 240
11.2. On-Site Service 245
11.3. Depot Repair 249
11.4. Remote Service 254
12. Medical Imaging Equipment Maintenance Services Market, by Procurement Route 259
12.1. Standalone Procurement 262
12.2. Framework and Master-Agreement Orders 267
13. Medical Imaging Equipment Maintenance Services Market, by Service Provider Relationship 272
13.1. Manufacturer-Provided Service 276
13.2. Third-Party Service 281
14. Medical Imaging Equipment Maintenance Services Market, by Contract Coverage 286
14.1. Full-Service Coverage 290
14.2. Limited-Service Coverage 295
14.3. Event-Specific Service 300

14.4. Shared Maintenance Coverage....304
15. Medical Imaging Equipment Maintenance Services Market, by Pricing Model....309
15.1. Fixed Periodic Fees....314
15.2. Hybrid Pricing....318
15.3. Time-and-Materials Pricing....323
15.4. Fixed Per-Event Fees....328
15.5. Usage-Based Fees....332
16. Medical Imaging Equipment Maintenance Services Market, by Vendor Scope....337
16.1. Single-Vendor Coverage....340
16.2. Multi-Vendor Coverage....344
17. Medical Imaging Equipment Maintenance Services Market, by Equipment Support Lifecycle....350
17.1. Within Manufacturer Support....354
17.2. Beyond Manufacturer Support....359
18. Medical Imaging Equipment Maintenance Services Market, by Region....365
18.1. North America....371
18.2. Asia-Pacific....386
18.3. Europe....403
18.4. Latin America....418
18.5. Middle East....434
18.6. Africa....449
19. Medical Imaging Equipment Maintenance Services Market, by Group....464
19.1. G7....469
19.2. NATO....483
19.3. BRICS....500
19.4. European Union....516
19.5. ASEAN....533
19.6. GCC....549
20. Medical Imaging Equipment Maintenance Services Market, by Country....564
20.1. United States....572
20.2. China....587
20.3. Japan....602
20.4. Germany....617
20.5. India....632
20.6. Brazil....647
20.7. Italy....662
20.8. France....677
20.9. South Korea....692
20.10. Australia....707
20.11. United Kingdom....722

20.12. Russia 737
20.13. Spain 752
20.14. Canada 767
20.15. Mexico 782
21. Competitive Landscape 798
21.1. Market Share Analysis, 2025 798
21.2. Market Concentration Analysis, 2025 842
21.3. Recent Developments & Impact Analysis, 2025 845
21.4. Product Portfolio Analysis, 2025 847
21.5. Benchmarking Analysis, 2025 851
22. Company Profiles 855
22.1. GE HealthCare 855
22.2. Siemens Healthineers 855
22.3. Philips 857
22.4. Hologic, Inc. 857
22.5. Intelas 858
22.6. Ergéa Group 859
22.7. PartsSource 860
22.8. Innovatus Imaging 861
22.9. Cassling 861
22.10. Catalyst MedTech 862
22.11. Reserma S.A. 863
22.12. Vicenne 864
22.13. Phantom Healthcare IND Private Limited 865
22.14. ParagonCare 865
22.15. Technorad Sdn Bhd 866
23. Companies Covered 868
24. Key Experts 908

1. Preface

1.1. Objectives of the Study

- Which maintenance obligations and provider qualifications matter to Hospitals, Diagnostic Imaging Centers, Medical and Allied Health Practices, Dental Practices, Ambulatory Care Centers, and Mobile Imaging Operators across their included equipment and clinical-use contexts?
- What equipment coverage, access to parts and service information, software permissions, and service commitments must be evidenced before Manufacturer-Provided Service or Third-Party Service can meet a buyer's requirements?
- How do On-Site Service, Remote Service, Depot Repair, and Integrated Service Delivery allocate responsibility, service handoffs, and continuity obligations, and what must be verified before selecting an arrangement?
- How do Contract Coverage and Pricing Model choices allocate financial exposure, exclusions, service obligations, and retained buyer responsibilities without assuming that similarly labeled agreements are equivalent?
- What eligibility, ordering, and accountability conditions distinguish Standalone Procurement from Framework and Master-Agreement Orders, and how do those conditions affect supplier access and buyer choice?
- Which contractual restrictions, documentation rights, software permissions, equipment-coverage differences, and transition obligations affect switching between service providers or between Single-Vendor Coverage and Multi-Vendor Coverage?
- How do service commitments and commercial access conditions differ for equipment Within Manufacturer Support and Beyond Manufacturer Support, and what evidence is needed to compare continued maintenance with equipment replacement?
- Which jurisdiction-specific legal conditions, local delivery commitments, and commercial relationships must be established before a supplier's broader portfolio can support participation in a particular geographic market?

1.2. Market Definition

Medical Imaging Equipment Maintenance Services is the Global market for commercially supplied services covering Inspection and Verification, Preventive Maintenance, Corrective Maintenance, and Combined Preventive and Corrective Maintenance of medical imaging equipment. The study includes Manufacturer-Provided Service and Third-Party Service, including arrangements that share maintenance responsibilities with the equipment user.

The equipment boundary includes all of the study's Imaging Modality categories, including Nuclear Medicine Imaging and Hybrid Imaging. Included clinical contexts are Diagnostic and Screening Imaging, Image-Guided Intervention, Treatment-Planning Imaging, and Shared-Use Imaging. End users comprise Hospitals, Diagnostic Imaging Centers, Medical and Allied Health Practices, Dental Practices, Ambulatory Care Centers, and Mobile Imaging

Operators. Both Within Manufacturer Support and Beyond Manufacturer Support are included equipment lifecycle categories.

The studied offering is maintenance service rather than equipment acquisition, the delivery of clinical imaging procedures, or unrelated facility maintenance. Maintenance-related parts, software access, and subcontracted work are relevant when they form part of a service obligation; their presence does not automatically bring standalone product sales or every activity of a participating supplier into scope. Internal engineering capabilities remain relevant to provider selection and shared responsibilities without, by themselves, establishing a separately purchased service.

1.3. Market Segmentation & Coverage

Maintenance Function distinguishes Inspection and Verification, Preventive Maintenance, Corrective Maintenance, and Combined Preventive and Corrective Maintenance. This axis identifies the contracted maintenance obligation rather than the provider's identity or billing method.

Imaging Modality covers General Radiography; Fluoroscopy and Angiography; Computed Tomography; Magnetic Resonance Imaging; Ultrasound; Mammography; Bone Densitometry; Dental Radiology; Nuclear Medicine Imaging, comprising Gamma Camera and SPECT Imaging and Standalone PET Imaging; and Hybrid Imaging, comprising SPECT/CT, PET/CT, PET/MRI, and Hybrid Interventional Imaging. These categories preserve equipment-specific commercial comparisons, with explicit boundaries needed between whole-system coverage and component-specific work.

Clinical Use comprises Diagnostic and Screening Imaging, Image-Guided Intervention, Treatment-Planning Imaging, and Shared-Use Imaging. End User comprises Hospitals, Diagnostic Imaging Centers, Medical and Allied Health Practices, Dental Practices, Ambulatory Care Centers, and Mobile Imaging Operators. Together, these axes distinguish the purpose and purchasing context of maintenance without treating a shared-use asset as separate equipment for each use.

Service Delivery covers On-Site Service, Remote Service, Depot Repair, and Integrated Service Delivery, distinguishing where and through what arrangement service obligations are fulfilled. Procurement Route comprises Standalone Procurement and Framework and Master-Agreement Orders, distinguishing the purchasing mechanism from the work itself.

Service Provider Relationship comprises Manufacturer-Provided Service and Third-Party Service. Contract Coverage comprises Full-Service Coverage, Limited-Service Coverage, Shared Maintenance Coverage, and Event-Specific Service. These axes distinguish the provider relationship from the extent and allocation of contractual responsibility; category labels do not substitute for the actual terms and exclusions.

Pricing Model comprises Fixed Periodic Fees, Fixed Per-Event Fees, Time-and-Materials Pricing, Usage-Based Fees, and Hybrid Pricing. Vendor Scope comprises Single-Vendor Coverage and Multi-Vendor Coverage. Equipment Support Lifecycle comprises Within Manufacturer Support and Beyond Manufacturer Support. These axes distinguish payment

structure, equipment-vendor breadth, and lifecycle context. All segmentation axes are separate views of the same service activity, not additive demand pools.

Table 1. Global Medical Imaging Equipment Maintenance Services Market Segmentation & Coverage

Segmentation	Coverage
Clinical Use	• Diagnostic and Screening Imaging • Image-Guided Intervention • Shared-Use Imaging • Treatment-Planning Imaging
Contract Coverage	• Full-Service Coverage • Limited-Service Coverage • Event-Specific Service • Shared Maintenance Coverage
End User	• Hospitals • Diagnostic Imaging Centers • Medical and Allied Health Practices • Ambulatory Care Centers • Dental Practices • Mobile Imaging Operators
Equipment Support Lifecycle	• Within Manufacturer Support • Beyond Manufacturer Support

Imaging Modality	• Computed Tomography
	• Magnetic Resonance Imaging
	• Fluoroscopy and Angiography
	• General Radiography
	• Ultrasound
	• Hybrid Imaging
	  o PET/CT
	  o SPECT/CT
	  o Hybrid Interventional Imaging
	  o PET/MRI
	• Mammography
	• Dental Radiology
	• Nuclear Medicine Imaging
	  o Gamma Camera and SPECT Imaging
	  o Standalone PET Imaging
	• Bone Densitometry

Maintenance Function	• Combined Preventive and Corrective Maintenance • Corrective Maintenance • Preventive Maintenance • Inspection and Verification
Pricing Model	• Fixed Periodic Fees • Hybrid Pricing • Time-and-Materials Pricing • Fixed Per-Event Fees • Usage-Based Fees

Table 1 - continued

Segmentation	Coverage
Procurement Route	• Standalone Procurement • Framework and Master-Agreement Orders
Service Delivery	• Integrated Service Delivery • On-Site Service • Depot Repair • Remote Service
Service Provider Relationship	• Manufacturer-Provided Service • Third-Party Service
Vendor Scope	• Single-Vendor Coverage • Multi-Vendor Coverage

Sources & Evidence

1. Remanufacturing and Servicing Medical Devices

· Taxonomy evidence: The FDA page, updated February xx.xx 2026, distinguishes post-distribution servicing that restores original specifications and intended use from remanufacturing that significantly changes them. This refreshes the working commercial boundary, not a worldwide legal requirement. ([fda.gov](https://www.fda.gov/medical-devices/quality-and-compliance-medical-devices/remanufacturing-and-servicing-medical-devices))

· Taxonomy evidence: FDA distinguishes post-distribution servicing that maintains or restores original specifications and intended use from remanufacturing that significantly changes them. This supports the working economic boundary, not universal application of U.S. law. ([fda.gov](https://www.fda.gov/medical-devices/quality-and-compliance-medical-devices/remanufacturing-and-servicing-medical-devices))

· Taxonomy evidence: The servicing definition expressly includes preventive or routine maintenance of parts within a finished device. ([fda.gov](https://www.fda.gov/medical-devices/quality-and-compliance-medical-devices/remanufacturing-and-servicing-medical-devices))

· Taxonomy evidence: The servicing definition expressly includes repair directed at returning a finished device to its original safety, performance and intended-use specifications. ([fda.gov](https://www.fda.gov/medical-devices/quality-and-compliance-medical-devices/remanufacturing-and-servicing-medical-devices))

2. High-Tech Medical Equipment: VA Has Opportunities to Improve Its Acquisition of Maintenance Services
   - Taxonomy evidence: Figure xx.xx combines variations in parts cover, service hours, uptime commitments, and buyer participation within illustrative plan levels. Analytical conclusion: these examples do not establish assurance tiers independent of coverage. ([gao.gov](https://www.gao.gov/assets/gao-xx.xx-xx.xx.pdf))
   - Taxonomy evidence: The illustrated shared-service arrangement divides responsibility between the vendor and medical-center staff, independently corroborating work sharing rather than merely retained parts-cost risk. ([gao.gov](https://www.gao.gov/assets/gao-xx.xx-xx.xx.pdf))
   - Taxonomy evidence: Some purchased maintenance plans combine customer-site maintenance and remote equipment monitoring; the report does not establish separability of their consideration. ([gao.gov](https://www.gao.gov/assets/gao-xx.xx-xx.xx.pdf))
   - Taxonomy evidence: Some purchased plans combine on-site maintenance with remote equipment monitoring. ([gao.gov](https://www.gao.gov/assets/gao-xx.xx-xx.xx.pdf))
   - Taxonomy evidence: The report distinguishes orders against agency-wide base contracts from independently awarded standalone maintenance contracts. ([gao.gov](https://www.gao.gov/assets/gao-xx.xx-xx.xx.pdf))
   - Taxonomy evidence: The report distinguishes agency-wide maintenance ordering from standalone contracts. ([gao.gov](https://www.gao.gov/products/gao-xx.xx-xx.xx?utm_source=openai))
   - Taxonomy evidence: Medical centers can separately purchase a one-time preventive service or emergency X-ray repair rather than standing maintenance protection. Findings concern selected U.S. centers, not global prevalence. ([gao.gov](https://www.gao.gov/assets/gao-xx.xx-xx.xx.pdf))
   - Taxonomy evidence: Medical centers can separately commission one-time preventive maintenance or emergency imaging-equipment repairs. ([gao.gov](https://www.gao.gov/assets/gao-xx.xx-xx.xx.pdf))
   - Taxonomy evidence: The May xx.xx 2026 report documents purchased high-tech equipment maintenance, including imaging, with on-site service, remote support, and one-time engagements; its selected-center findings are not global prevalence estimates. ([gao.gov](https://www.gao.gov/assets/gao-xx.xx-xx.xx.pdf))
   - Taxonomy evidence: Selected medical centers purchase plans providing maintenance at their equipment locations. ([gao.gov](https://www.gao.gov/assets/gao-xx.xx-xx.xx.pdf))
   - Taxonomy evidence: Regional officials awarded standalone maintenance contracts outside agency-wide contracts. ([gao.gov](https://www.gao.gov/products/gao-xx.xx-xx.xx?utm_source=openai))
   - Taxonomy evidence: Agency-wide base contracts support subsequent orders for equipment-maintenance requirements. ([gao.gov](https://www.gao.gov/assets/gao-xx.xx-xx.xx.pdf))
   - Taxonomy evidence: The report documents use of third-party maintenance providers, including a one-off repair after manufacturer support ended. ([gao.gov](https://www.gao.gov/assets/gao-xx.xx-xx.xx.pdf))
   - Taxonomy evidence: An inspected case involved continued equipment use and purchased repair after the manufacturer no longer supported the equipment. ([gao.gov](https://www.gao.gov/assets/gao-xx.xx-xx.xx.pdf))

3. NHS Supply Chain Framework Agreement for the Provision of Maintenance, Repair and Calibration Services for Medical Equipment (2021)

- Taxonomy evidence: The buyer specification lists comprehensive, preventive, parts-and-labor, labor-only, best-effort, special-component, and collaborative cover. These are obligation choices, not a universal quality ladder. ([sccl.nhs.uk](https://www.sccl.nhs.uk/wp-content/uploads/2023/xx.xx/Maintenance-Framework-Agreement.pdf))
- Taxonomy evidence: The buyer's framework specification distinguishes comprehensive, preventive-maintenance, parts-and-labor, and labor-only cover, demonstrating differences in purchased contractual protection rather than universal quality rankings. ([sccl.nhs.uk](https://www.sccl.nhs.uk/wp-content/uploads/2023/xx.xx/Maintenance-Framework-Agreement.pdf))
- Taxonomy evidence: Special-component inclusion under comprehensive cover can be agreed individually. Analytical implication: full-service branding alone cannot establish the taxonomy's full-risk boundary. ([sccl.nhs.uk](https://www.sccl.nhs.uk/wp-content/uploads/2023/xx.xx/Maintenance-Framework-Agreement.pdf))
- Taxonomy evidence: Comprehensive cover includes routine maintenance and repair; treatment of special components is an explicit contractual matter. ([sccl.nhs.uk](https://www.sccl.nhs.uk/wp-content/uploads/2023/xx.xx/Maintenance-Framework-Agreement.pdf))
- Taxonomy evidence: Best-effort, labor-only, and selected-component options corroborate standing obligations narrower than complete contractor responsibility. ([sccl.nhs.uk](https://www.sccl.nhs.uk/wp-content/uploads/2023/xx.xx/Maintenance-Framework-Agreement.pdf))
- Taxonomy evidence: Preventive-maintenance-only and labor-only options establish standing cover narrower than comprehensive responsibility. ([sccl.nhs.uk](https://www.sccl.nhs.uk/wp-content/uploads/2023/xx.xx/Maintenance-Framework-Agreement.pdf))
- Taxonomy evidence: Collaborative first-line cover is expressly identified among the purchasing options. ([sccl.nhs.uk](https://www.sccl.nhs.uk/wp-content/uploads/2023/xx.xx/Maintenance-Framework-Agreement.pdf))
- Taxonomy evidence: The framework provides for equipment collection and return after maintenance, repair, or calibration. This supports service-facility fulfillment beyond repair alone, without establishing imaging-specific revenue allocation. ([sccl.nhs.uk](https://www.sccl.nhs.uk/wp-content/uploads/2023/xx.xx/Maintenance-Framework-Agreement.pdf))
- Taxonomy evidence: The framework provides for equipment collection, delivery, and return where required. This supports off-site fulfillment within its medical-equipment service scope, which includes imaging lots. ([sccl.nhs.uk](https://www.sccl.nhs.uk/wp-content/uploads/2023/xx.xx/Maintenance-Framework-Agreement.pdf))
- Taxonomy evidence: Cover specifications distinguish remote fault support from an engineer's required physical attendance. ([sccl.nhs.uk](https://www.sccl.nhs.uk/wp-content/uploads/2023/xx.xx/Maintenance-Framework-Agreement.pdf))
- Taxonomy evidence: Maintenance purchases are made through orders and call-off terms under the framework. ([sccl.nhs.uk](https://www.sccl.nhs.uk/wp-content/uploads/2023/xx.xx/Maintenance-Framework-Agreement.pdf))

4. A517 - Mercati di manutenzione di dispositivi diagnostici, Provvedimento n. 28620
   - Taxonomy evidence: The regulatory decision describes on-call interventions without a continuing maintenance relationship, including arrangements termed Time&Material. This supports the commercial distinction, not a specific billing schedule. ([agcm.it](https://agcm.it/dotcmsCustom/getDominoAttach?urlStr=xx.xx.xx.xx%3A8080%2F41256297003874BD%2F0%2FB13F234DB1AF848FC12586DF00528DF4%2F%24File%2Fp28620.pdf))
   - Taxonomy evidence: The decision separates shared-risk component exclusions from shared maintenance involving the healthcare facility's own maintenance staff. The taxonomy therefore classifies financial limitation separately from contractual work sharing. ([agcm.it](https://agcm.it/dotcmsCustom/getDominoAttach?urlStr=xx.xx.xx.xx%3A8080%2F41256297003874BD%2F0%2FB13F234DB1AF848FC12586DF00528DF4%2F%24File%2Fp28620.pdf))
   - Taxonomy evidence: The authority distinguishes manufacturer-specific and multi-manufacturer maintenance purchasing; this supports agreement-level vendor breadth independently of contractor identity. ([agcm.it](https://agcm.it/dotcmsCustom/getDominoAttach?urlStr=xx.xx.xx.xx%3A8080%2F41256297003874BD%2F0%2FB13F234DB1AF848FC12586DF00528DF4%2F%24File%2Fp28620.pdf))
   - Taxonomy evidence: The analysis distinguishes own-brand maintenance and multi-vendor arrangements involving different equipment brands. ([agcm.it](https://agcm.it/dotcmsCustom/getDominoAttach?urlStr=xx.xx.xx.xx%3A8080%2F41256297003874BD%2F0%2FB13F234DB1AF848FC12586DF00528DF4%2F%24File%2Fp28620.pdf))
   - Taxonomy evidence: Manufacturer-declared end of service/support is distinguished from actual continued equipment use, and declaration practices vary. This supports a declared-support axis rather than assumed equipment-age bands. ([agcm.it](https://agcm.it/dotcmsCustom/getDominoAttach?urlStr=xx.xx.xx.xx%3A8080%2F41256297003874BD%2F0%2FB13F234DB1AF848FC12586DF00528DF4%2F%24File%2Fp28620.pdf))
   - Taxonomy evidence: Manufacturer-declared end of service/support is distinguished from the equipment's actual duration of use. ([agcm.it](https://agcm.it/dotcmsCustom/getDominoAttach?urlStr=xx.xx.xx.xx%3A8080%2F41256297003874BD%2F0%2FB13F234DB1AF848FC12586DF00528DF4%2F%24File%2Fp28620.pdf))
   - Taxonomy evidence: The decision distinguishes shared maintenance, in which healthcare-facility staff perform part of the maintenance, from full-risk and shared-risk contractual forms. ([agcm.it](https://agcm.it/dotcmsCustom/getDominoAttach?urlStr=xx.xx.xx.xx%3A8080%2F41256297003874BD%2F0%2FB13F234DB1AF848FC12586DF00528DF4%2F%24File%2Fp28620.pdf))
   - Taxonomy evidence: Shared-risk terminology describes full-risk-style cover excluding some special replacement components. ([agcm.it](https://agcm.it/dotcmsCustom/getDominoAttach?urlStr=xx.xx.xx.xx%3A8080%2F41256297003874BD%2F0%2FB13F234DB1AF848FC12586DF00528DF4%2F%24File%2Fp28620.pdf))
   - Taxonomy evidence: The decision identifies on-call maintenance without an ongoing contractual relationship, including support for end-of-service equipment. ([agcm.it](https://agcm.it/dotcmsCustom/getDominoAttach?urlStr=xx.xx.xx.xx%3A8080%2F41256297003874BD%2F0%2FB13F234DB1AF848FC12586DF00528DF4%2F%24File%2Fp28620.pdf))
   - Taxonomy evidence: Manufacturer-brand-specific maintenance is separately discussed from multi-vendor procurement. ([agcm.it](https://agcm.it/dotcmsCustom/getDominoAttach?urlStr=xx.xx.xx.xx%3A8080%2F41256297003874BD%2F0%2FB13F234DB1AF848FC12586DF00528DF4%2F%24File%2Fp28620.pdf))
   - Taxonomy evidence: Multi-vendor maintenance combines service across equipment of different brands. ([agcm.it](https://agcm.it/dotcmsCustom/getDominoAttach?urlStr=xx.xx.xx.xx%3A8080%2F41256297003874BD%2F0%2FB13F234DB1AF848FC12586DF00528DF4%2F%24File%2Fp28620.pdf))
   - Taxonomy evidence: A manufacturer support period precedes its declared service/support endpoint; notification timing and definitions vary. ([agcm.it](https://agcm.it/dotcmsCustom/getDominoAttach?urlStr=xx.xx.xx.xx%3A8080%2F41256297003874BD%2F0%2FB13F234DB1AF848FC12586DF00528DF4%2F%24File%2Fp28620.pdf))
   - Taxonomy evidence: The record recognizes continued maintenance activity for equipment in end-of-service status. ([agcm.it](https://agcm.it/dotcmsCustom/getDominoAttach?urlStr=xx.xx.xx.xx%3A8080%2F41256297003874BD%2F0%2FB13F234DB1AF848FC12586DF00528DF4%2F%24File%2Fp28620.pdf))

5. Contracting in Medical Equipment Maintenance Services: An Empirical Investigation

· Taxonomy evidence: The empirical CT/MRI study describes a basic plan with labor and material charges plus a low annual fee, and partial protection with fixed labor fees plus variable parts charges. Analytical allocation: both are hybrid when the base and variable charges form one commitment. ([business.columbia.edu](https://business.columbia.edu/sites/default/files-efs/pubfiles/xx.xx/besbes_contracting.pdf))

· Taxonomy evidence: Partial-protection plans combine an annual fixed labor charge with variable charges for repair materials. ([business.columbia.edu](https://business.columbia.edu/sites/default/files-efs/pubfiles/xx.xx/besbes_contracting.pdf))

· Taxonomy evidence: Contract labels alone cannot establish a pure no-retainer time-and-materials class: the study's similarly named basic plan includes an annual fee. Its historical sample is not current global market allocation. ([business.columbia.edu](https://business.columbia.edu/sites/default/files-efs/pubfiles/xx.xx/besbes_contracting.pdf))

· Taxonomy evidence: The empirical CT/MRI maintenance study documents different remuneration and protection structures; its historical observations are not current global market allocations. ([business.columbia.edu](https://business.columbia.edu/sites/default/files-efs/pubfiles/xx.xx/besbes_contracting.pdf))

· Taxonomy evidence: The studied maintenance plans include preventive obligations alongside repair protection or repair charging, corroborating combined purchasing without establishing universal functional inseparability. ([business.columbia.edu](https://business.columbia.edu/sites/default/files-efs/pubfiles/xx.xx/besbes_contracting.pdf))

· Taxonomy evidence: Full-protection contracts exchange a fixed annual fee for covered repair labor and parts. ([business.columbia.edu](https://business.columbia.edu/sites/default/files-efs/pubfiles/xx.xx/besbes_contracting.pdf))

· Taxonomy evidence: The basic plan charges repair labor and materials but also includes a low annual fee; this supports input-based charging without proving a pure no-retainer transaction. ([business.columbia.edu](https://business.columbia.edu/sites/default/files-efs/pubfiles/xx.xx/besbes_contracting.pdf))

· Taxonomy evidence: Full protection includes labor and material cost protection, with preventive maintenance included in the studied plans. ([business.columbia.edu](https://business.columbia.edu/sites/default/files-efs/pubfiles/xx.xx/besbes_contracting.pdf))

· Taxonomy evidence: Partial protection retains customer exposure to replacement-material costs. ([business.columbia.edu](https://business.columbia.edu/sites/default/files-efs/pubfiles/xx.xx/besbes_contracting.pdf))

· Taxonomy evidence: The studied service arrangements include remote fault resolution, but do not establish a separately purchased remote-only delivery class. ([business.columbia.edu](https://business.columbia.edu/sites/default/files-efs/pubfiles/xx.xx/besbes_contracting.pdf))

6. Natividad Board of Trustees Agenda - November 12, 2021
   - Taxonomy evidence: The historical buyer report states that covered inventory is billed a monthly flat fee including preventive maintenance and most repair work. Diagnostic imaging had been added to the broader equipment program. ([natividad.com](https://www.natividad.com/wp-content/uploads/2021/xx.xx/Board-of-Trustees-Agenda-November-xx.xx-2021.pdf))
   - Taxonomy evidence: Equipment outside the covered inventory is charged on time and materials. This corroborates separate input-charged obligations, but does not isolate a recent imaging-only no-retainer order. ([natividad.com](https://www.natividad.com/wp-content/uploads/2021/xx.xx/Board-of-Trustees-Agenda-November-xx.xx-2021.pdf))
   - Taxonomy evidence: The common monthly charge includes preventive upkeep and most repairs. It supports combined purchasing, not a proven functional allocation or 2025 revenue estimate. ([natividad.com](https://www.natividad.com/wp-content/uploads/2021/xx.xx/Board-of-Trustees-Agenda-November-xx.xx-2021.pdf))
7. X-ray equipment performance surveys
   - Taxonomy evidence: The public healthcare institution separately describes equipment-performance survey services covering general radiography, fluoroscopy, densitometry, mammography, CT, and dental X-ray equipment, including routine assessment of installed assets. This corroborates an assessment offering, not isolated inspection-only purchase consideration. ([uhb.nhs.uk](https://www.uhb.nhs.uk/services/radiation-protection/x-ray-equipment-performance-surveys/))
8. MLN909060 - Independent Diagnostic Testing Facility, February 2026
   - Taxonomy evidence: The February 2026 U.S. booklet distinguishes independent fixed and mobile diagnostic-testing facilities from physician offices and hospitals. This supports organizational crosswalks, not universal buyer nomenclature or mandatory outsourcing. ([cms.gov](https://www.cms.gov/files/document/mln909060-independent-diagnostic-testing-facility.pdf))
   - Taxonomy evidence: The booklet distinguishes a clinical mobile diagnostic entity from an entity merely supplying leased equipment or personnel. Analytical implication: portable assets and rental relationships alone do not establish this end-user class. ([cms.gov](https://www.cms.gov/files/document/mln909060-independent-diagnostic-testing-facility.pdf))
   - Taxonomy evidence: Independent diagnostic testing facilities may operate as mobile entities. The equipment-maintenance obligation applies, but the booklet does not establish who purchases external upkeep under each host-facility arrangement.
   - Taxonomy evidence: The February 2026 booklet defines independent diagnostic testing facilities separately from physician offices and hospitals and requires equipment maintenance. It establishes organizational and regulatory distinctions, not mandatory outsourcing.

9. WHA78.13 - Strengthening medical imaging capacity
   - Taxonomy evidence: The May xx.xx 2025 resolution recognizes ionizing, nonionizing, and hybrid imaging and explicitly addresses investment in equipment maintenance. It supports the core technology-based perimeter without resolving adjacent optical-device inclusion. ([apps.who.int](https://apps.who.int/gb/ebwha/pdf_files/WHA78/A78_R13-en.pdf))
   - Taxonomy evidence: The May xx.xx 2025 resolution recognizes ionizing, nonionizing and hybrid medical-imaging equipment, supporting a technology-based classification that is not limited to conventional X-ray systems. ([apps.who.int](https://apps.who.int/gb/ebwha/pdf_files/WHA78/A78_R13-en.pdf))
   - Taxonomy evidence: PET-MRI is expressly identified as a hybrid imaging modality. This establishes recognized platform identity, not maintenance sales or uniform country availability. ([apps.who.int](https://apps.who.int/gb/ebwha/pdf_files/WHA78/A78_R13-en.pdf))
   - Taxonomy evidence: PET-MRI is expressly named as a hybrid imaging modality. ([apps.who.int](https://apps.who.int/gb/ebwha/pdf_files/WHA78/A78_R13-en.pdf))
   - Taxonomy evidence: The resolution recognizes conventional and interventional imaging for diagnosis and treatment, supporting distinct clinical roles rather than disease-specialty peers. ([apps.who.int](https://apps.who.int/gb/ebwha/pdf_files/WHA78/A78_R13-en.pdf))
   - Taxonomy evidence: CT is explicitly recognized as an ionizing medical-imaging technology. ([apps.who.int](https://apps.who.int/gb/ebwha/pdf_files/WHA78/A78_R13-en.pdf))
   - Taxonomy evidence: MRI is explicitly recognized as a nonionizing medical-imaging technology. ([apps.who.int](https://apps.who.int/gb/ebwha/pdf_files/WHA78/A78_R13-en.pdf))
   - Taxonomy evidence: Ultrasound is explicitly recognized as a nonionizing medical-imaging technology. ([apps.who.int](https://apps.who.int/gb/ebwha/pdf_files/WHA78/A78_R13-en.pdf))
   - Taxonomy evidence: Hybrid imaging is recognized separately from standalone ionizing and nonionizing modalities. ([apps.who.int](https://apps.who.int/gb/ebwha/pdf_files/WHA78/A78_R13-en.pdf))
10. Medical equipment maintenance programme overview
   - Taxonomy evidence: The 2011 international framework distinguishes inspection, preventive maintenance and corrective maintenance as equipment-upkeep functions. ([who.int](https://www.who.int/publications/i/item/xx.xx))
   - Taxonomy evidence: The framework recognizes equipment-performance and safety inspections. ([who.int](https://www.who.int/publications/i/item/xx.xx))
   - Taxonomy evidence: Preventive upkeep is associated with longer equipment life and fewer failures. ([who.int](https://www.who.int/publications/i/item/xx.xx))
   - Taxonomy evidence: Corrective maintenance is explicitly recognized as a maintenance function. ([who.int](https://www.who.int/publications/i/item/xx.xx))
11. Maintenance of Imaging Equipment and Associated Assets
   - Taxonomy evidence: The buyer notice published July xx.xx 2026 requests planned preventive maintenance and reactive repairs together for imaging assets. It establishes joint purchasing intent, not inseparable pricing or an executed award. ([sell2wales.gov.wales](https://www.sell2wales.gov.wales/search/show/search_view.aspx?ID=JUL635004&catID=))
   - Taxonomy evidence: The proposed maintenance service expressly includes planned preventive work for installed X-ray and ultrasound equipment. ([sell2wales.gov.wales](https://www.sell2wales.gov.wales/search/show/search_view.aspx?ID=JUL635004&catID=))
   - Taxonomy evidence: The proposed service expressly includes reactive maintenance and repairs, distinct from its planned preventive obligations. ([sell2wales.gov.wales](https://www.sell2wales.gov.wales/search/show/search_view.aspx?ID=JUL635004&catID=))

12. NP186/15 Multi Modality Imaging Maintenance Framework
    - Taxonomy evidence: The framework awarded September xx.xx 2015 separates ultrasound-transducer repair from multimodality equipment maintenance and standalone X-ray-tube supply. This establishes a historical purchased component-repair category, not current contract activity. ([publiccontractsscotland.gov.uk](https://www.publiccontractsscotland.gov.uk/Contracts/Contracts_View.aspx?id=xx.xx))
    - Taxonomy evidence: A dedicated ultrasound-transducer repair lot establishes that component repair can be purchased independently of whole-system maintenance. ([publiccontractsscotland.gov.uk](https://www.publiccontractsscotland.gov.uk/Contracts/Contracts_View.aspx?id=xx.xx))
13. Maintenance, Repair and Calibration of Medical Equipment
    - Taxonomy evidence: The February 2020 planning notice differentiates imaging-equipment families in maintenance procurement; its broader therapeutic and optical scope is not adopted. ([sell2wales.gov.wales](https://www.sell2wales.gov.wales/search/show/search_view.aspx?ID=FEB327174&catID=))
    - Taxonomy evidence: Lot xx.xx lists CR/DR readers and mobile and fixed X-ray equipment for maintenance. ([sell2wales.gov.wales](https://www.sell2wales.gov.wales/search/show/search_view.aspx?ID=FEB327174&catID=))
    - Taxonomy evidence: Lot xx.xx explicitly includes fluoroscopy and angiography equipment. ([sell2wales.gov.wales](https://www.sell2wales.gov.wales/search/show/search_view.aspx?ID=FEB327174&catID=))
    - Taxonomy evidence: Lot xx.xx identifies CT scanners within maintenance, repair and calibration procurement. ([sell2wales.gov.wales](https://www.sell2wales.gov.wales/search/show/search_view.aspx?ID=FEB327174&catID=))
    - Taxonomy evidence: Lot xx.xx identifies MRI scanners within maintenance, repair and calibration procurement. ([sell2wales.gov.wales](https://www.sell2wales.gov.wales/search/show/search_view.aspx?ID=FEB327174&catID=))
    - Taxonomy evidence: Lot xx.xx includes ultrasound equipment and bladder scanners. ([sell2wales.gov.wales](https://www.sell2wales.gov.wales/search/show/search_view.aspx?ID=FEB327174&catID=))
    - Taxonomy evidence: Lot xx.xx names digital and analog mammography equipment. ([sell2wales.gov.wales](https://www.sell2wales.gov.wales/search/show/search_view.aspx?ID=FEB327174&catID=))
    - Taxonomy evidence: Lot xx.xx names bone densitometry among maintained equipment families. ([sell2wales.gov.wales](https://www.sell2wales.gov.wales/search/show/search_view.aspx?ID=FEB327174&catID=))
    - Taxonomy evidence: Lot xx.xx expressly includes dental X-ray equipment. ([sell2wales.gov.wales](https://www.sell2wales.gov.wales/search/show/search_view.aspx?ID=FEB327174&catID=))
    - Taxonomy evidence: Lot xx.xx names gamma cameras and PET within nuclear-imaging maintenance procurement. ([sell2wales.gov.wales](https://www.sell2wales.gov.wales/search/show/search_view.aspx?ID=FEB327174&catID=))
    - Taxonomy evidence: Lot xx.xx separately names hybrid imaging systems. ([sell2wales.gov.wales](https://www.sell2wales.gov.wales/search/show/search_view.aspx?ID=FEB327174&catID=))
    - Taxonomy evidence: Lot xx.xx specifically identifies gamma-camera systems. ([sell2wales.gov.wales](https://www.sell2wales.gov.wales/search/show/search_view.aspx?ID=FEB327174&catID=))
    - Taxonomy evidence: The PET entry does not resolve standalone versus integrated equipment. ([sell2wales.gov.wales](https://www.sell2wales.gov.wales/search/show/search_view.aspx?ID=FEB327174&catID=))

14. SSG-46: Radiation Protection and Safety in Medical Uses of Ionizing Radiation - Diagnostic Radiology and Image Guided Interventional Procedures, General

    · Taxonomy evidence: The international classification distinguishes general radiography from dedicated and tomographic X-ray categories. ([nucleus.iaea.org](https://nucleus.iaea.org/sites/nss-oui/Published%20Chunks/m_60b8e698-4f59-4c24-809a-dfb819ac5050/c_1ed6c77f-72aa-xx.xx-b62d-a6e3b5164ee4__3_0.Html))

    · Taxonomy evidence: Fluoroscopic imaging and fluoroscopically guided interventions are recognized separately from radiographic and CT categories. ([nucleus.iaea.org](https://nucleus.iaea.org/sites/nss-oui/Published%20Chunks/m_60b8e698-4f59-4c24-809a-dfb819ac5050/c_1ed6c77f-72aa-xx.xx-b62d-a6e3b5164ee4__3_0.Html))

    · Taxonomy evidence: CT and cone-beam CT are recognized X-ray imaging categories. ([nucleus.iaea.org](https://nucleus.iaea.org/sites/nss-oui/Published%20Chunks/m_60b8e698-4f59-4c24-809a-dfb819ac5050/c_1ed6c77f-72aa-xx.xx-b62d-a6e3b5164ee4__3_0.Html))

    · Taxonomy evidence: Mammography and tomosynthesis are expressly recognized imaging categories. ([nucleus.iaea.org](https://nucleus.iaea.org/sites/nss-oui/Published%20Chunks/m_60b8e698-4f59-4c24-809a-dfb819ac5050/c_1ed6c77f-72aa-xx.xx-b62d-a6e3b5164ee4__3_0.Html))

    · Taxonomy evidence: DXA bone densitometry is expressly identified as a distinct radiographic category. ([nucleus.iaea.org](https://nucleus.iaea.org/sites/nss-oui/Published%20Chunks/m_60b8e698-4f59-4c24-809a-dfb819ac5050/c_1ed6c77f-72aa-xx.xx-b62d-a6e3b5164ee4__3_0.Html))

    · Taxonomy evidence: Dental radiography includes intraoral, panoramic and dental cone-beam CT categories. ([nucleus.iaea.org](https://nucleus.iaea.org/sites/nss-oui/Published%20Chunks/m_60b8e698-4f59-4c24-809a-dfb819ac5050/c_1ed6c77f-72aa-xx.xx-b62d-a6e3b5164ee4__3_0.Html))

15. MRI (Magnetic Resonance Imaging)

    · Taxonomy evidence: FDA identifies MRI as a distinct medical-imaging technology using magnetic fields and radiofrequency signals, supporting its separation from X-ray and ultrasound platforms. ([fda.gov](https://www.fda.gov/radiation-emitting-products/medical-imaging/mri-magnetic-resonance-imaging))

16. Ultrasound Imaging

    · Taxonomy evidence: FDA identifies ultrasound imaging and its transducers as a distinct diagnostic technology, with applications including cardiac and ophthalmic imaging. This supports classification by platform rather than clinical specialty. ([fda.gov](https://www.fda.gov/radiation-emitting-products/medical-imaging/ultrasound-imaging))

17. Nuclear Medicine Resources Manual, 2020 Edition - IAEA Human Health Series No. 37

    · Taxonomy evidence: The 2020 international equipment reference distinguishes gamma-camera imaging, SPECT, PET and hybrid multimodality systems. ([www-pub.iaea.org](https://www-pub.iaea.org/MTCD/Publications/PDF/P1861_web.pdf))

    · Taxonomy evidence: The reference recognizes planar gamma-camera imaging and SPECT as nuclear-imaging equipment categories. ([www-pub.iaea.org](https://www-pub.iaea.org/MTCD/Publications/PDF/P1861_web.pdf))

    · Taxonomy evidence: PET instrumentation is described separately from subsequent hybrid-system categories; this supports platform identity, not a contemporary standalone-PET revenue estimate. ([www-pub.iaea.org](https://www-pub.iaea.org/MTCD/Publications/PDF/P1861_web.pdf))

    · Taxonomy evidence: The reference describes multimodality platforms combining nuclear imaging with anatomical imaging. ([www-pub.iaea.org](https://www-pub.iaea.org/MTCD/Publications/PDF/P1861_web.pdf))

    · Taxonomy evidence: SPECT/CT is identified as an integrated SPECT-and-CT equipment platform. ([www-pub.iaea.org](https://www-pub.iaea.org/MTCD/Publications/PDF/P1861_web.pdf))

    · Taxonomy evidence: PET/CT is identified as a hybrid platform combining PET and CT. ([www-pub.iaea.org](https://www-pub.iaea.org/MTCD/Publications/PDF/P1861_web.pdf))

18. Hybrid CT Angiography (Angio-CT) in Trauma and Emergency Care

    · Taxonomy evidence: The 2025 clinical paper documents Angio-CT systems combining a multidetector CT scanner and fluoroscopic equipment. This establishes a recognized integrated interventional configuration, distinct from an ordinary CT angiography examination, but does not establish its maintenance billing unit. ([pmc.ncbi.nlm.nih.gov](https://pmc.ncbi.nlm.nih.gov/articles/PMC12077958/))

19. Nexaris - At the nexus of treatment innovation
    - Taxonomy evidence: The manufacturer markets Nexaris Angio-CT and Angio-MR-CT configurations. This corroborates named commercial multimodality offerings only, not maintenance revenue, worldwide availability or category exhaustiveness.
    ([siemens-healthineers.com](https://www.siemens-healthineers.com/angio/nexaris-therapy-suites))
20. Quality Assurance Programme for Computed Tomography: Diagnostic and Therapy Applications - IAEA Human Health Series No. 19
    - Taxonomy evidence: The international publication addresses CT equipment in both diagnostic practice and radiotherapy treatment planning. This supports retaining separately maintained planning CT scanners within the CT platform rather than creating a duplicate modality based on use.
    ([www-pub.iaea.org](https://www-pub.iaea.org/MTCD/Publications/PDF/Pub1557_web.pdf))
21. Radiation Protection and Safety in Medical Uses of Ionizing Radiation - Specific Safety Guide No. SSG-46
    - Taxonomy evidence: The international safety guide distinguishes diagnostic radiology, image-guided interventional procedures and imaging associated with radiation therapy, supporting classification by clinical role rather than disease specialty.
    - Taxonomy evidence: The guide recognizes diagnostic radiographic and fluoroscopic uses across general, dental and specialized imaging.
    - Taxonomy evidence: Image-guided intervention is identified separately and can support diagnostic as well as therapeutic procedures; diagnostic intent alone therefore does not distinguish it from routine imaging.
    - Taxonomy evidence: The guide identifies medical specialists and non-dental practitioners, including chiropractors, osteopaths and podiatrists, among professionals involved in radiological practice. This supports the practice perimeter, not maintenance-purchasing volume.
22. WHO list of priority medical devices for cancer management
    - Taxonomy evidence: The publication organizes cancer-device requirements across screening, diagnosis and monitoring, and identifies medical imaging and nuclear medicine as a healthcare service unit. It supports these end-use purposes, not their maintenance-market allocation.
23. Lung Stereotactic Ablative Radiotherapy - Leeds Teaching Hospitals NHS Trust
    - Taxonomy evidence: The hospital describes CT-simulator imaging for radiotherapy planning and explicitly distinguishes planning scans from diagnostic examinations. This establishes the clinical-role distinction, not maintenance expenditure.
24. Maintenance of the Somatom Definition AS CT simulator from Siemens - Publications Office of the European Union
    - Taxonomy evidence: The public procurement record, dated September xx.xx 2026, identifies an awarded service contract for CT-simulator maintenance at an oncology institute. It corroborates a purchased equipment-upkeep activity, not therapeutic treatment revenue or retrospective 2025 spending.
25. Bupa Cromwell Hospital - Care Quality Commission Quality Report, June 1, 2017
    - Taxonomy evidence: The inspection report published June xx.xx 2017 records a CT scanner shared by radiology and radiotherapy departments and discusses its maintainability. This establishes historical departmental co-use, but not the exact clinical-role mix, inseparable maintenance pricing or 2025 prevalence.
26. A System of Health Accounts 2011: Revised Edition - Classification of Health Care Providers
    - Taxonomy evidence: The international provider classification uses principal operating activity and distinguishes provider categories from financing arrangements.
    - Taxonomy evidence: Hospitals form a distinct provider class and can include integrated outpatient services.
    - Taxonomy evidence: Medical practices and non-dental health-practitioner practices are explicit provider classes, supporting their stated aggregation here.
    - Taxonomy evidence: Dental practices are distinguished from medical practices.
    - Taxonomy evidence: Ambulatory care centers, including freestanding surgical facilities, are distinguished from professional practices and integrated hospital departments.

27. 2022 HC-62151 Questionnaire - Item 4: Primary Business or Activity
    - Taxonomy evidence: The official questionnaire separately identifies diagnostic imaging centers and mobile imaging services within the diagnostic-imaging industry, supporting a clear operating-business distinction.
    - Taxonomy evidence: The questionnaire identifies imaging-center activity separately from interpretation-only radiologist services, helping exclude standalone interpretation from equipment-maintenance demand.
    - Taxonomy evidence: Mobile X-ray, mammography, MRI, CT and ultrasound services are explicitly identified as an operating activity, rather than inferred from equipment portability.
28. RadNet, Inc. - Form 10-K for the year ended December 31, 2025
    - Taxonomy evidence: The imaging-center operator's 2025 filing describes freestanding outpatient centers and maintenance arrangements with the manufacturers supplying its imaging equipment. This directly corroborates buyer-side external upkeep demand; its clinical imaging revenue is not maintenance-market revenue.
29. Dental X-ray Services - Royal Surrey Medical Physics
    - Taxonomy evidence: The public healthcare provider describes dental X-ray equipment-performance and maintenance services supplied to NHS and private dental practices, independently corroborating a practice-facing upkeep offering.
30. Biomedical Equipment Management & Maintenance Program: Technical Manual for Implementation in PPP Mode
    - Taxonomy evidence: The public program distinguishes government contracting authorities, maintenance service providers and recipient health facilities. This supports allocating end-user demand to covered facilities rather than duplicating the purchasing agency.
    - Taxonomy evidence: The program's maintenance scope includes district hospitals and identifies X-ray equipment within the supported equipment perimeter.
    - Taxonomy evidence: The comprehensive maintenance program extends to primary and community health facilities. Their placement as ambulatory centers or hospitals must follow actual operating functions, not national facility acronyms alone.
31. Ultrasound physics group - St George's University Hospitals NHS Foundation Trust
    - Taxonomy evidence: The public hospital's ultrasound support service identifies GP practices among its clients and describes equipment maintenance and management within its support offering. This supports general medical practices, but does not separately verify purchasing across all allied-health practices.
32. Multi Modality Imaging Equipment and Maintenance Framework - Prior Information Notice NP16726
    - Taxonomy evidence: The January xx.xx 2026 prior-information notice includes a distinct diagnostic-imaging maintenance lot. Its mixed equipment and service scope requires maintenance-only attribution rather than adoption of the overall proposed procurement value.
    - Taxonomy evidence: The proposed maintenance lot explicitly includes interventional equipment and mammography biopsy systems. This establishes a public purchasing category, not an awarded contract or retrospective 2025 demand.
33. Transcript: Final Guidance: Remanufacturing of Medical Devices, September 10, 2024
    - Taxonomy evidence: FDA explains that manufacturer and servicer roles depend on activities performed on particular devices, rather than an entity's self-description alone. This supports asset-specific relationship classification, not a provider-quality ranking. ([fda.gov](https://www.fda.gov/media/xx.xx/download?attachment=))
    - Taxonomy evidence: FDA distinguishes an OEM manufacturing its own device from that entity's role when servicing another entity's device. ([fda.gov](https://www.fda.gov/media/xx.xx/download?attachment=))
    - Taxonomy evidence: The transcript expressly recognizes third-party servicers and independent service organizations, including an OEM servicing another manufacturer's device. ([fda.gov](https://www.fda.gov/media/xx.xx/download?attachment=))
34. Service Enablers | GE HealthCare (India)
    - Taxonomy evidence: GE HealthCare's India service catalog describes Trupay equipment care with payment linked to actual equipment usage. This establishes that supplier's disclosed commercial format, not global adoption, a public billing rate, or executed customer demand. ([gehealthcare.com](https://www.gehealthcare.com/en-in/services/service-enablers))

35. Portable Ultrasound Repair Depot | MXR Imaging
    - Taxonomy evidence: MXR markets portable diagnostic-ultrasound repair at its service facility, with customer systems sent in and returned. This is evidence of its own depot offering, not measured market share. ([mxrimaging.com](https://mxrimaging.com/portable-ultrasound-depot-repair/))
    - Taxonomy evidence: The program offers flat-rate repair for eligible portable ultrasound systems, with repairability exclusions and alternative quotations for excluded cases. ([mxrimaging.com](https://mxrimaging.com/portable-ultrasound-depot-repair/))
    - Taxonomy evidence: The advertised purchase concerns a defined repair job; its warranty applies to the repaired portion rather than unrestricted ongoing system maintenance. ([mxrimaging.com](https://mxrimaging.com/portable-ultrasound-depot-repair/))
36. Advanced Surgical Services - FSS Contract Products and Pricing
    - Taxonomy evidence: This historical U.S. federal schedule lists individually priced TEE and ultrasound-probe repair services. It corroborates job-priced imaging-component repair; its dated prices are not adopted as current benchmarks or quality-tier thresholds. Optical and unrelated surgical services in the same catalog are not used to expand the market boundary. ([gsaadvantage.gov](https://www.gsaadvantage.gov/ref_text/V797D70144/0RNSEO.3IKGDJ_V797D-70144_V797P70144FSSSCHED20170523.PDF))

1.4. Years Considered for the Study

The historical year is 2024, the base year is 2025, the estimated year is 2026, and the forecast horizon ends in 2032.

Figure 1. Global Medical Imaging Equipment Maintenance Services Market, Years Considered for the Study

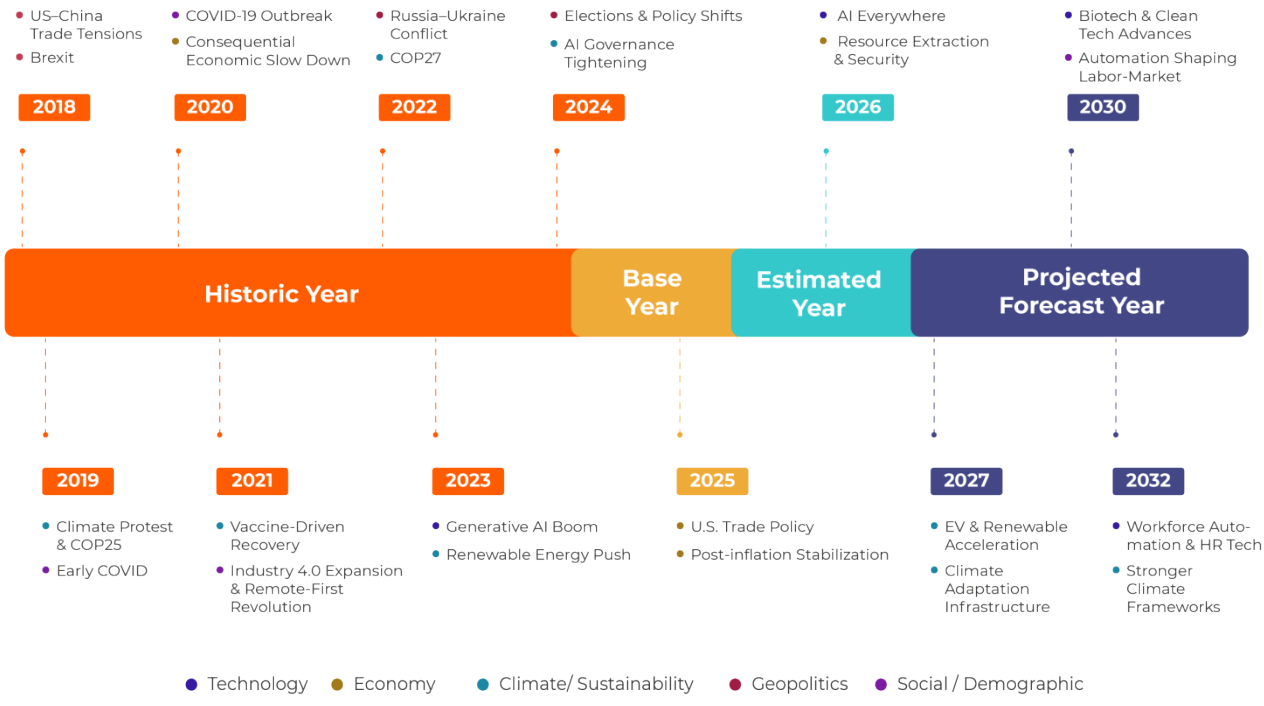

1.5. Currency Considered for the Study

The reporting currency is U.S. dollars (USD), with monetary values expressed on an absolute USD scale.

1.6. Language Considered for the Study

The publication language is American English.

1.7. Key Stakeholders

- Equipment users-Hospitals, Diagnostic Imaging Centers, Medical and Allied Health Practices, Dental Practices, Ambulatory Care Centers, and Mobile Imaging Operators-evaluate service coverage, continuity obligations, procurement options, and retained responsibilities.
- Clinical engineering, biomedical engineering, medical physics, and healthcare technology management teams assess equipment coverage, provider qualifications, responsibility allocation, and the role of internal capabilities in Shared Maintenance Coverage.
- Equipment manufacturers and their service businesses evaluate supported equipment portfolios, customer relationships, contractual commitments, and the boundaries between equipment sales and maintenance services.
- Third-party maintenance and repair providers evaluate equipment-specific commercial access, geographic delivery obligations, subcontracting relationships, and the commitments needed to support their service propositions.
- Procurement organizations, framework administrators, and healthcare contracting teams assess supplier eligibility, ordering arrangements, comparable service scope, and accountability across agreements and individual orders.
- Parts suppliers, software licensors, and holders of service-information rights are relevant to the commercial access and contractual dependencies that equipment users and maintenance providers must evaluate.
- Regulators, professional bodies, and industry associations are relevant to interpreting jurisdiction-specific obligations and distinctions among advertised offerings, legal eligibility, and contractual service commitments.

2. Research Methodology

2.1. Introduction

The study examines imaging maintenance as a commercial service relationship linking equipment users, service providers, contractual obligations, and market-access conditions. Its approach separates the scope of an offering from the evidence needed to establish a provider's capability, eligibility, and delivery commitment.

Commercial interpretation is bounded by the Global market definition and the included service categories. Documented conditions support findings within their actual scope; broader explanations remain conditional where equipment coverage, contractual rights, or geographic applicability have not been established.

2.2. Research Design

The research design organizes evidence around specific buyer and supplier decisions rather than treating a company name or modality label as proof of commercial participation. A relevant record must identify the offering or relationship, its applicable equipment scope, jurisdiction, and effective period closely enough to answer the business question.

Evidence roles remain distinct: an advertised service describes an offering, a legal or regulatory record establishes a defined status, a procurement record describes a purchasing relationship, and a company filing establishes disclosed business facts within its reporting boundary. Neither an announcement nor an authorization alone establishes local delivery, buyer adoption, or an equivalent service commitment.

Figure 2. Global Medical Imaging Equipment Maintenance Services Market, Research Design

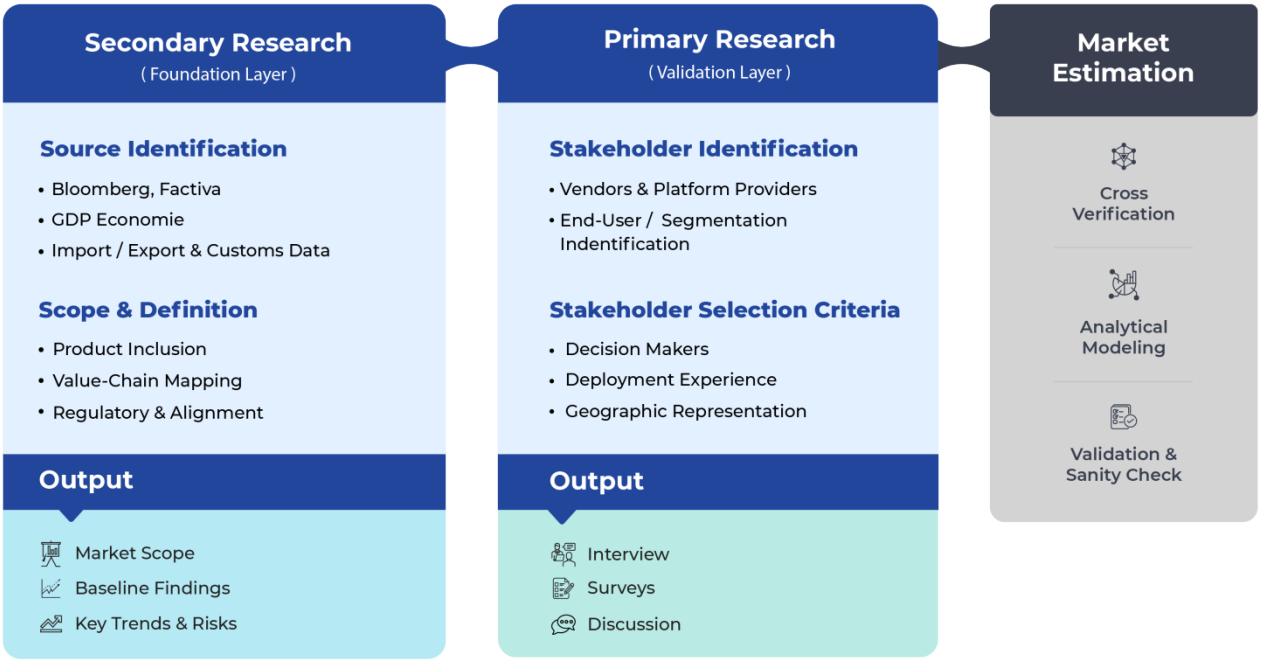

2.2.1. Primary Research

The analyst team conducted primary research as a qualitative challenge layer for market definition, segmentation, demand conditions, adoption barriers, and competitive interpretation. This work tested analytical assumptions and sharpened explanations of market mechanisms without serving as standalone support for numerical estimates.

The qualitative challenge layer is evaluated alongside secondary evidence within the accepted market scope. It informs conditional market explanations and hypotheses for subsequent quantitative analysis. Numerical estimates require their own supporting evidence, and a forecast derived from a qualitative assumption does not independently validate that assumption. Final interpretation must reconcile the qualitative findings with the completed quantitative results.

2.2.2. Secondary Research

Official supplier portfolios and service documents can establish advertised maintenance offerings, covered equipment, and stated delivery commitments. Mandatory filings can support disclosed operations, ownership, and business relationships. Regulatory and legal records can establish status or requirements within their jurisdictions, while official procurement documents can establish eligibility conditions, awarded scope, or ordering arrangements.

Each source must be interpreted within its authority and effective period. A broad corporate description does not establish model-specific coverage, and a purchasing document does not automatically establish performance beyond its contractual scope. Repeated publication of the same announcement does not create independent corroboration.

2.3. Research Framework

The framework links the maintenance obligation to the imaging equipment, clinical use, and end user, then examines how provider relationship, delivery method, procurement route, coverage, pricing structure, vendor scope, and support lifecycle shape the commercial arrangement. This preserves the distinction between what is maintained, who is responsible, how service is obtained, and how obligations are funded.

Classification establishes the study's coverage, not a supplier's eligibility or a preferred commercial route. Competitive interpretation must follow documented capabilities and access conditions. Decision support then concerns the alternatives, prerequisites, retained responsibilities, and switching consequences relevant to the buyer or supplier.

Figure 3. Global Medical Imaging Equipment Maintenance Services Market, Research Framework

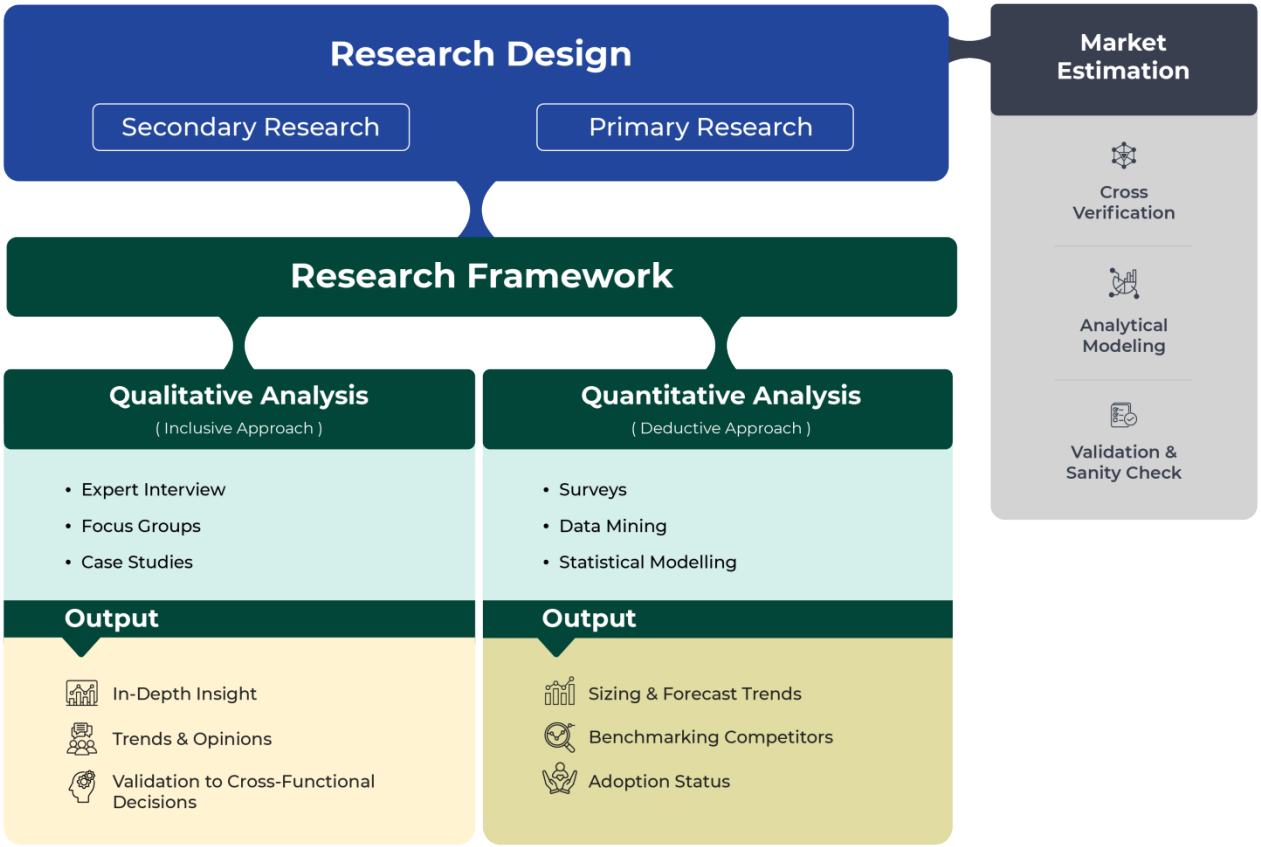

2.3.1. Qualitative Analysis

Qualitative analysis examines the commercial mechanisms behind provider selection, switching, contract coverage, and service delivery. Relevant questions include who controls necessary commercial access, who accepts responsibility for service continuity, how exclusions affect the buyer's retained obligations, and whether a proposed delivery arrangement matches the equipment and clinical setting.

Interpretations must distinguish an evidenced restriction from a possible constraint. For example, Multi-Vendor Coverage should be evaluated against the systems and obligations actually covered rather than assumed to remove manufacturer-specific access conditions. The primary-research challenge layer informs these interpretations without independently establishing numerical conclusions.

2.3.2. Quantitative Analysis

Quantitative interpretation requires records whose service content, reporting entity, geographic coverage, and period are explicit. Equipment-related business cannot be treated as maintenance-service activity merely because the same supplier participates in both. Comparisons must also distinguish the scope of an agreement from the period and activity represented by a business disclosure.

The segmentation axes classify the same underlying service activity from different perspectives. They are not separate totals to be added together. Parent categories and their subcategories, whole-system hybrid coverage and component-specific work, and manufacturer and subcontractor relationships require consistent attribution before records can support quantitative comparisons.

2.4. Market Size Estimation

The relevant commercial perimeter is Medical Imaging Equipment Maintenance Services, not the entire equipment business or the full cost of providing clinical imaging. Any quantitative assessment must identify the maintenance-service activity represented by a record before using it to characterize the market.

Bundled equipment, software, parts, and wider service arrangements require an attributable maintenance scope. Supplier business disclosures, buyer spending records, and multiyear agreement commitments describe different commercial quantities and must not be treated as interchangeable. Attribution must follow supporting records rather than an assumed allocation.

2.4.1. Top-Down Approach

A top-down perspective can provide a scope check where a broader business disclosure has an identifiable connection to imaging maintenance. Its relevance depends on separating in-scope maintenance from equipment sales, unrelated services, and activities outside the applicable geography or period.

A broader equipment-service disclosure or healthcare spending category does not establish its imaging-maintenance component through an assumed proportion. The appropriate role of such evidence is conditional on a defensible connection to the study's service boundary, not on the apparent breadth of the source.

2.4.2. Bottom-Up Approach

A bottom-up perspective can use identifiable maintenance contracts and clearly attributed supplier service business as specific commercial anchors. Its usefulness depends on establishing who contracts with the buyer, which maintenance obligations are included, and whether another provider participates as a subcontractor rather than as a separate source of buyer demand.

Individual records must retain their actual scope. A framework agreement is not interchangeable with an order under that agreement, and a contractual commitment is not interchangeable with activity reported for a particular period. Such records support broader interpretation only to the extent that their coverage and overlap can be established.

2.5. Data Triangulation

Triangulation is intended to test whether different records support a compatible commercial interpretation. A supplier portfolio, regulatory record, buyer agreement, and business filing

may address the same relationship while establishing different facts. Their apparent agreement is meaningful only after differences in equipment scope, territory, period, and contractual responsibility are considered.

Conflicting records should narrow the conclusion to what remains supported rather than force equivalence. Qualitative explanations can identify questions for quantitative investigation, but a numerical result derived from the same explanation is not independent validation of that explanation.

Figure 4. Global Medical Imaging Equipment Maintenance Services Market, Data Triangulation

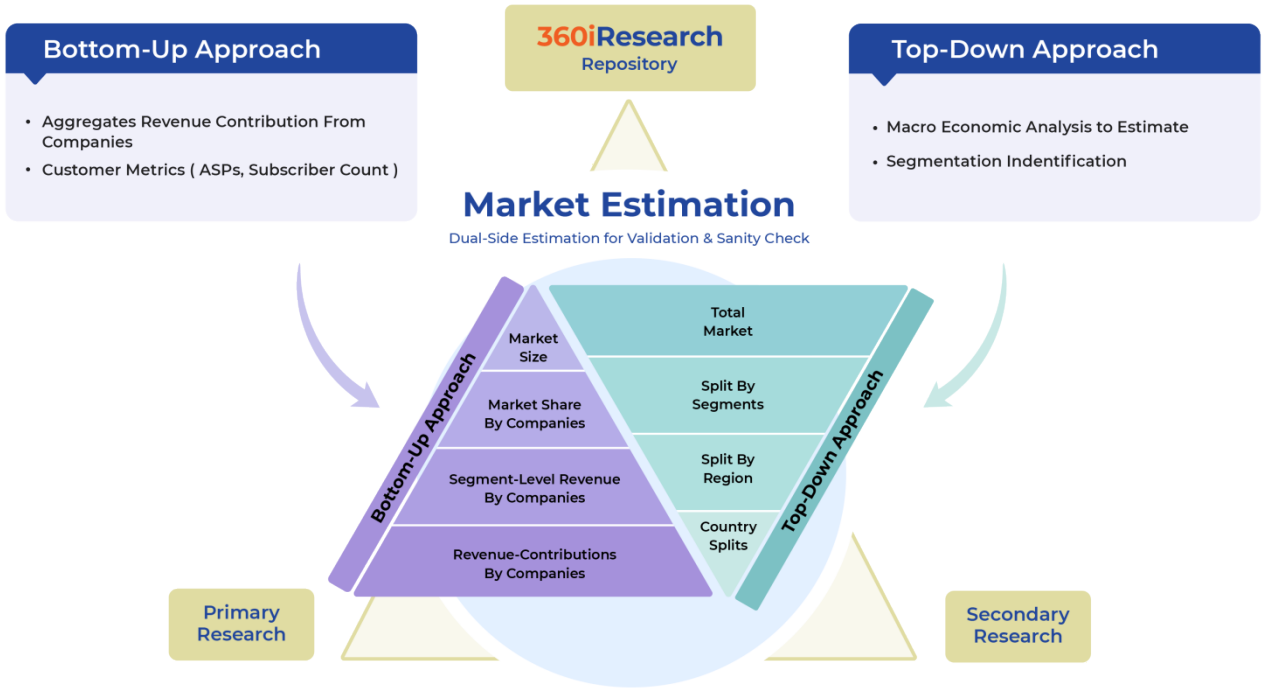

2.6. Research Outcomes

The intended outcome is decision support for selecting, supplying, and procuring imaging maintenance services: which obligations a service arrangement covers, which capabilities and commercial rights require verification, how responsibility is allocated, and what changes when equipment moves beyond manufacturer support. Buyers should be able to distinguish alternatives on comparable service terms; suppliers should be able to identify the qualification, access, and delivery commitments relevant to a proposed offering.

These outcomes require supported observations to remain distinguishable from conditional economic interpretations. Category inclusion, advertised capability, legal eligibility, and documented purchasing activity answer different questions and should not be presented as interchangeable evidence of commercial success.

2.7. Research Assumptions

- Service comparability depends on matched equipment scope, covered obligations, exclusions, and responsibility allocation. A common maintenance category or coverage label is not assumed to establish equivalent service.
- Manufacturer and third-party participation may describe different roles in the same buyer relationship. Contracting and subcontracting responsibilities must be distinguished before records are combined.
- Geographic applicability follows the jurisdiction and service territory supported by the relevant record. Headquarters location or an international corporate presence is not assumed to establish local eligibility or delivery coverage.
- Within Manufacturer Support and Beyond Manufacturer Support are included lifecycle categories, not assurances of a particular provider's rights or commitments. Commercial choices require equipment-specific support and access conditions to be established.
- Hybrid Imaging remains a distinct included modality category. Whole-system coverage and component-specific maintenance must retain explicit comparison boundaries so that hybrid and constituent-modality records are not treated as independent activity without justification.

2.8. Research Limitations

- Bundled arrangements can combine maintenance with equipment, software, parts, or wider managed services. Where the maintenance element is not separately attributable, comparisons must remain limited to documented service obligations rather than treating the entire bundle as maintenance activity.
- An advertised delivery or vendor-coverage proposition does not by itself establish site-specific eligibility, complete equipment coverage, response commitments, or access rights. Those conditions require applicable commitments before a buyer relies on the broader description.
- Framework admission, an award, a subsequent order, and delivered maintenance represent different stages of a commercial relationship. Conflating them can mischaracterize purchasing activity or responsibility for service delivery.
- Expert participation and professional relevance do not establish representative buyer behavior or numerical validity. Qualitative interpretations support conditional explanations and must be reconciled with independently supported quantitative evidence.

3. Executive Summary

3.1. Introduction

Medical Imaging Equipment Maintenance Services is organized around an accepted equipment obligation, not an interchangeable repair visit. Operators need continuity, service records, and accountable completion while deciding which work to retain. U.S. CMS guidance requires manufacturer-recommended imaging maintenance at covered hospitals; Australia's Diagnostic Imaging Accreditation Scheme requires qualified servicing and documentary evidence. These jurisdiction-specific conditions sustain maintenance needs without establishing a universal requirement for OEM outsourcing.

Competition crosses corporate labels. Philips advertises maintenance for Philips and non-Philips equipment, while GAO documents selected VA facilities' update delays when third-party contractors depended on manufacturers. That bounded experience makes executable access, accepted models, locations, and escalation more useful selection criteria than manufacturer or independent labels alone. The comparisons support targeted proposals, not exhaustive bidder qualification; complete coverage of included hybrid and shared-use configurations remains agreement-specific.

Sources & Evidence

1. Diagnostic Imaging Accreditation Scheme
   · Australia's DIAS servicing standard requires service records, equipment-appropriate recognized training, and applicable radiation-use licensing in the servicing jurisdiction. ([safetyandquality.gov.au](https://www.safetyandquality.gov.au/accreditation/diagnostic-imaging-accreditation-scheme))
2. Hospital Equipment Maintenance Requirements
   · CMS identifies imaging and radiologic equipment as requiring manufacturer-recommended maintenance at covered hospitals; this is an equipment obligation rather than an exclusive supplier designation. ([cms.gov](https://www.cms.gov/Medicare/Provider-Enrollment-and-Certification/SurveyCertificationGenInfo/Policy-and-Memos-to-States-and-Regions-Items/Survey-and-Cert-Letter-xx.xx-xx.xx))
3. Multi-vendor services
   · Philips advertises maintenance for Philips and non-Philips equipment, demonstrating overlapping manufacturer and cross-vendor roles without supplying an accepted asset schedule. ([usa.philips.com](https://www.usa.philips.com/healthcare/service/healthcare-multi-vendor-services))
4. High-Tech Medical Equipment: VA Has Opportunities to Improve Its Acquisition of Maintenance Services
   · GAO documents selected VA facilities' maintenance delays involving third-party dependence on manufacturer software updates; these are bounded institutional observations. ([gao.gov](https://www.gao.gov/assets/gao-xx.xx-xx.xx.pdf))
5. Service Programs - Catalyst MedTech
   · Catalyst explicitly names SPECT, SPECT/CT, PET, PET/CT, and CT service scope, establishing relevant candidates without settling every included hybrid configuration's entitlement. ([catalystmedtech.com](https://catalystmedtech.com/service/service-programs/))

3.2. CXO Perspective

Hospital executives should choose the organizational boundary before the service package. GE HealthCare's Unite plans support internal teams but exclude on-site and

planned-maintenance labor from included coverage; Intelas offers embedded, field-based, and hybrid engineering models. Shared support fits only when the hospital can execute retained work and escalation. Broader engineering delivery can address a continuing staffing or management gap, but increases provider integration and does not eliminate operator oversight. Procurement should compare the same assets and completion obligation, including retained personnel and governance.

Replacement deferral requires an acceptable support commitment, not repair availability alone. Philips' April 2024 terms illustrate conditional post-End-of-Life repair without earlier uptime or new-fix commitments. Finance and engineering leaders should treat extended operation as a finite bridge with an executable exit, rather than assume an economic advantage. Replacement is preferable when appropriate continuing support cannot be secured.

Sources & Evidence

1. Managing Medical Devices, January 2021
   · MHRA recommends retained in-house expertise for overseeing external maintenance and assessment of risk, performance, and cost when choosing service levels. ([assets.publishing.service.gov.uk](https://assets.publishing.service.gov.uk/media/6089dc938fa8f51b91f3d82f/Managing_medical_devices.pdf))
2. Philips Standard Terms and Conditions of Service, Revision 23, April 2024
   · Philips' April 2024 terms condition post-End-of-Life repair on resources while removing uptime guarantees and new hardware or software fixes. ([usa.philips.com](https://www.usa.philips.com/c-dam/b2bhc/us/terms-conditions/general-customer-service-terms-and-condition-service-terms-and-conditions-rev23-final040824.pdf))
3. Unite In-House Service Solutions
   · GE HealthCare's flagship Unite plans support in-house teams while excluding on-site and planned-maintenance labor from included coverage. ([gehealthcare.com](https://www.gehealthcare.com/en/services/unite-in-house))
4. HTM Models - Intelas
   · Intelas distinguishes fully outsourced on-site engineering, field-based personnel support, and hybrid hospital-and-outpatient delivery, establishing different staffing and management options. ([intelashealth.com](https://www.intelashealth.com/htm-models/))

3.3. New Revenue Opportunities

The assessed revenue routes are support for staffed hospital engineering teams; ultrasound-probe repair and conditional loaners for operators and maintenance leads; explicitly accepted mixed-fleet and nuclear or hybrid system coverage; and manufacturer service representation in Australia and New Zealand. These routes address specific access, delivery, or coordination gaps, but remain conditional on equipment eligibility and accountable fulfillment rather than presumed adoption or profitability. Component support cannot replace unassigned whole-system responsibilities, and regional representation does not establish an accepted appointment. The Opportunity Mapping section provides the detailed assessment.

Sources & Evidence

1. Ultrasound Probe Repair & Loaners

   · Innovatus Imaging advertises shipped ultrasound-probe repair and a loaner arrangement, establishing a component-service route rather than whole-scanner coverage. ([innovatusimaging.com](https://innovatusimaging.com/ultrasound-probes/ultrasound-probe-repair-loaners/))

2. Unite In-House Service Solutions

   · Unite advertises remote support and service-resource access for internal engineering teams, supporting a retained-team service opportunity with continuing labor responsibilities. ([gehealthcare.com](https://www.gehealthcare.com/en/services/unite-in-house))

3. Multi-vendor services

   · Philips offers consolidated cross-vendor service and identifies parts-access channels, supporting a conditional mixed-fleet proposal rather than unrestricted equipment acceptance. ([usa.philips.com](https://www.usa.philips.com/healthcare/service/healthcare-multi-vendor-services))

4. Innovatus Imaging Depot Repair Terms and Conditions, Valid June 8, 2022

   · The depot terms condition loaners on appropriate stock and repair execution on quotation acceptance, supporting the opportunity's continuity and approval conditions. ([innovatusimaging.com](https://innovatusimaging.com/wp-content/uploads/2026/xx.xx/Innovatus-Imaging-Depot-Terms-and-Conditions-CURRENT.pdf))

5. Service Programs - Catalyst MedTech

   · Catalyst offers annual and narrower service programs across named nuclear and hybrid equipment, supporting configuration-specific maintenance proposals. ([catalystmedtech.com](https://catalystmedtech.com/service/service-programs/))

6. Medical Equipment Servicing Australia | ParagonCare

   · ParagonCare advertises manufacturer service representation and equipment support across Australia and New Zealand; a specific appointment remains a separate commercial commitment. ([paragoncare.com.au](https://paragoncare.com.au/services/service-maintenance/))

3.4. Next-Generation Business Models

Maintenance-only contracts and broader equipment-management relationships allocate control differently. Ergéa Group's UK and Ireland offering permits standalone maintenance or inclusion in a broader transformation relationship. Bundling can consolidate responsibilities, while standalone maintenance preserves more lifecycle control with the operator. Buyers should retain an identifiable equipment schedule and maintenance obligation inside either relationship rather than infer unrestricted coverage from a bundle.

PartsSource's On-Demand Service advertises provider selection, coordination, and documentation through a network including manufacturers and independent organizations. This centralizes coordination without proving that every engineer belongs to the coordinator; an order should identify the principal, delivery organization, and escalation owner. The East of England Managed Neutral Vendor Services framework adds a different channel gate: mini-competition and an accepted prime or specialist role. Working through a lead can provide channel access but reduces the specialist's contracting control; admission is not an order.

Sources & Evidence

1. Managed Neutral Vendor Services
   · The Managed Neutral Vendor Services framework includes maintenance and subcontracting within broader services and requires mini-competition for awards.
   ([eoecph.nhs.uk](https://www.eoecph.nhs.uk/frameworks/managed-neutral-vendor-services/))
2. Diagnostic Imaging Maintenance - Ergéa UK
   · Ergéa's UK and Ireland offering permits standalone diagnostic-imaging maintenance or inclusion within a broader transformation relationship.
   ([ergeagroup.com](https://ergeagroup.com/uk/maintenance-services/diagnostic-imaging-maintenance/))
3. PartsSource's On-Demand Service Solution
   · PartsSource advertises provider selection, service coordination, and documentation collection through a network including manufacturers and independent organizations.
   ([corporate.partssource.com](https://corporate.partssource.com/solution/on-demand-service/))

3.5. Industry Roadmap

For 2026-2027, prioritize executable purchasing and transition rights. GAO identifies avoidable contracting duplication where VA base contracts offered maintenance, while noting that some did not. Buyers should check actual ordering entitlement before launching a separate procurement and complete successor access and record handoff before switching. The inspected NHS specification expressly provides for service-history return on request at contract end.

For 2028-2029, expand consolidated fleet coverage only through accepted asset additions and update and escalation commitments. Connected maintenance requires a separate verification decision: Siemens Healthineers' Guardian links monitoring with expert remote or field response, but the proposed site's incremental continuity benefit remains unresolved. Buyers should confirm eligibility, access permissions, and comparable service outcomes before reducing an independently executable fallback.

For 2030-2032, reassess physical, digital, and contractual support together when support notices or software eligibility change; retain model-specific support and exit choices. The East of England Managed Neutral Vendor Services framework ends January xx.xx 2030, creating an ordering-channel reassessment milestone. Its endpoint does not establish a successor framework or automatically determine an individual call-off's duration.

Sources & Evidence

1. Philips Standard Terms and Conditions of Service, Revision 23, April 2024
   · The lifecycle clauses distinguish continued repair from earlier contractual and digital-support commitments.
   ([usa.philips.com](https://www.usa.philips.com/c-dam/b2bhc/us/terms-conditions/general-customer-service-terms-and-condition-service-terms-and-conditions-rev23-final040824.pdf))
2. Appendix 3: Framework Agreement Specification-Maintenance, Repair and Calibration of Medical Equipment
   · The NHS specification provides for access to service records and return of electronic service histories on request at contract end, supporting a documentary transition milestone.
   ([sccl.nhs.uk](https://www.sccl.nhs.uk/wp-content/uploads/2023/xx.xx/Maintenance-Appendix-xx.xx-Framework-Specification.pdf))

3. Managed Neutral Vendor Services

   · The framework's published term ends January xx.xx 2030; that record does not establish a successor channel or a particular call-off's duration. ([eoecph.nhs.uk](https://www.eoecph.nhs.uk/frameworks/managed-neutral-vendor-services/))

4. Multi-vendor services

   · The advertised consolidation proposition supports evaluating accepted fleet additions; portfolio breadth does not establish the proposed agreement's equipment schedule. ([usa.philips.com](https://www.usa.philips.com/healthcare/service/healthcare-multi-vendor-services))

5. Siemens Healthineers Guardian Program

   · Guardian advertises connected monitoring, expert review, and remote intervention or engineer attendance; these capabilities do not independently establish the proposed site's incremental continuity benefit. ([siemens-healthineers.com](https://www.siemens-healthineers.com/en-us/equipment-services/performance-productivity-services/guardian-program))

6. High-Tech Medical Equipment: VA Has Opportunities to Improve Its Acquisition of Maintenance Services

   · GAO identifies duplicated contracting effort where base-contract ordering was available and notes that some base contracts did not offer maintenance. ([gao.gov](https://www.gao.gov/assets/gao-xx.xx-xx.xx.pdf))

7. Cybersecurity Management Services

   · Siemens Healthineers' Austrian cybersecurity-management offering conditions the described support on equipment running its most recent software version, supporting software eligibility as a scoped lifecycle trigger. ([siemens-healthineers.com](https://www.siemens-healthineers.com/at/services/customer-services/maintain-equipment-performance/cybersecurity-management-services))

4. Market Overview

4.1. Introduction

Medical Imaging Equipment Maintenance Services is organized around an installed imaging asset and a defined service obligation, rather than an interchangeable repair visit. [redacted] These facts establish commercial participation, not equivalent coverage or supplier leadership.

[redacted] Buyers must therefore distinguish category inclusion from a particular provider's eligibility, service territory, and commitment. Equipment acquisition and clinical imaging remain adjacent activities; parts and software access matter here when they enable an included maintenance obligation.

Figure 5. Global Medical Imaging Equipment Maintenance Services Market Size, 2017-2040 (USD Million, Growth %)

Table 2. Global Medical Imaging Equipment Maintenance Services Market Size, 2017-2040 (USD Million, Growth %)

Metric	2017	2024	2025	2026	2027	2032	2040
Market Size (USD Million)	xx.xx	xx.xx	xx.xx	xx.xx	xx.xx	xx.xx	xx.xx
Market Growth (%)	xx.xx	xx.xx	xx.xx	xx.xx	xx.xx	xx.xx	xx.xx

Sources & Evidence

1. FDA Issues Final Guidance to Clarify “Remanufacturing” of Devices that Need Maintenance or Repair
   - The FDA recognizes third-party servicing and distinguishes it from remanufacturing, supporting the introduction’s description of commercial participation without implying equivalent coverage. ([fda.gov](https://www.fda.gov/news-events/press-announcements/fda-issues-final-guidance-clarify-remanufacturing-devices-need-maintenance-or-repair))
2. Flexible Multi-Vendor Medical Imaging Equipment Service
   - Block Imaging advertises multi-vendor medical imaging equipment service, establishing an offering rather than complete asset eligibility. ([blockimaging.com](https://www.blockimaging.com/service))
3. Diagnostic Imaging Accreditation Scheme
   - The Diagnostic Imaging Accreditation Scheme requires appropriate service-provider qualifications and relevant radiation licensing for applicable servicing. ([safetyandquality.gov.au](https://www.safetyandquality.gov.au/accreditation/diagnostic-imaging-accreditation-scheme))
4. GE HealthCare Technologies Inc. - 2025 Form 10-K
   - Evidence informing the 2023 market-value input; displayed series and growth include calculations: Reported services revenue of USD xx.xx supplies a historical commercial-activity proxy; it is broader than imaging maintenance.
   - Evidence informing the 2024 market-value input; displayed series and growth include calculations: Reported services revenue of USD xx.xx supplies the comparable historical proxy.
5. GE HealthCare Technologies Inc. - 2022 Form 10-K
   - Evidence informing the 2020 market-value input; displayed series and growth include calculations: Services revenue of USD xx.xx anchors the high-cost equipment cohort's historical activity index.
   - Evidence informing the 2021 market-value input; displayed series and growth include calculations: Services revenue of USD xx.xx supplies the comparable activity index.
   - Evidence informing the 2022 market-value input; displayed series and growth include calculations: Services revenue of USD xx.xx supplies the activity index. The filing attributes the services decline primarily to unfavorable currency effects.
6. Health at a Glance 2025 - Diagnostic Technologies
   - Evidence informing the 2032 market-value input; displayed series and growth include calculations: Long-run increases in imaging activity support continued equipment demand; examination volumes are not substituted for maintenance revenue.
   - Evidence informing the 2040 market-value input; displayed series and growth include calculations: The observed country variation and incomplete coverage constrain long-run stock-growth assumptions and prohibit uniform worldwide density extrapolation.
7. OnWatch Predict
   - Evidence informing the 2032 market-value input; displayed series and growth include calculations: Conditional reported benefits support considering a service-efficiency counterforce, not applying downtime reductions directly to service revenue.
   - Evidence informing the 2040 market-value input; displayed series and growth include calculations: The offering supports retaining human and component fulfillment costs in the long-run forecast; it does not establish autonomous servicing or engineer replacement.

8. Unite In-House Service Solutions
   - Evidence informing the 2032 market-value input; displayed series and growth include calculations: The retained-labor boundary supports the modeled purchased-scope counterforce, without measuring future adoption.
   - Evidence informing the 2040 market-value input; displayed series and growth include calculations: The offering supports maintaining a distinction between installed equipment obligations and externally purchased service expenditure.
9. Philips Standard Terms and Conditions of Service, Revision 23, April 2024
   - Evidence informing the 2032 market-value input; displayed series and growth include calculations: Published lifecycle terms condition post-End-of-Life repair on parts and trained-personnel availability and remove the earlier uptime guarantee. These constrain assumed indefinite support extension.
   - Evidence informing the 2040 market-value input; displayed series and growth include calculations: The lifecycle conditions support including retirement and support limitations in long-run growth assumptions, but do not establish a dated global withdrawal event.

4.2. Key Growth Contribution

Continuing equipment obligations support maintenance purchasing independently of new scanner acquisition. CMS requires manufacturer-recommended maintenance for imaging equipment at covered U.S. hospitals, while Australia's DIAS requires qualified servicing and records. Providers can address this need through documented work, appropriate access, and an agreed completion endpoint. The counterforce is responsibility allocation: qualified internal delivery and narrower contracted support remain alternatives, so a continuing maintenance obligation does not itself establish additional outsourcing.

Figure 6. Global Medical Imaging Equipment Maintenance Services Market, Key Growth Contribution, by Region, 2025-2032 (USD Million)

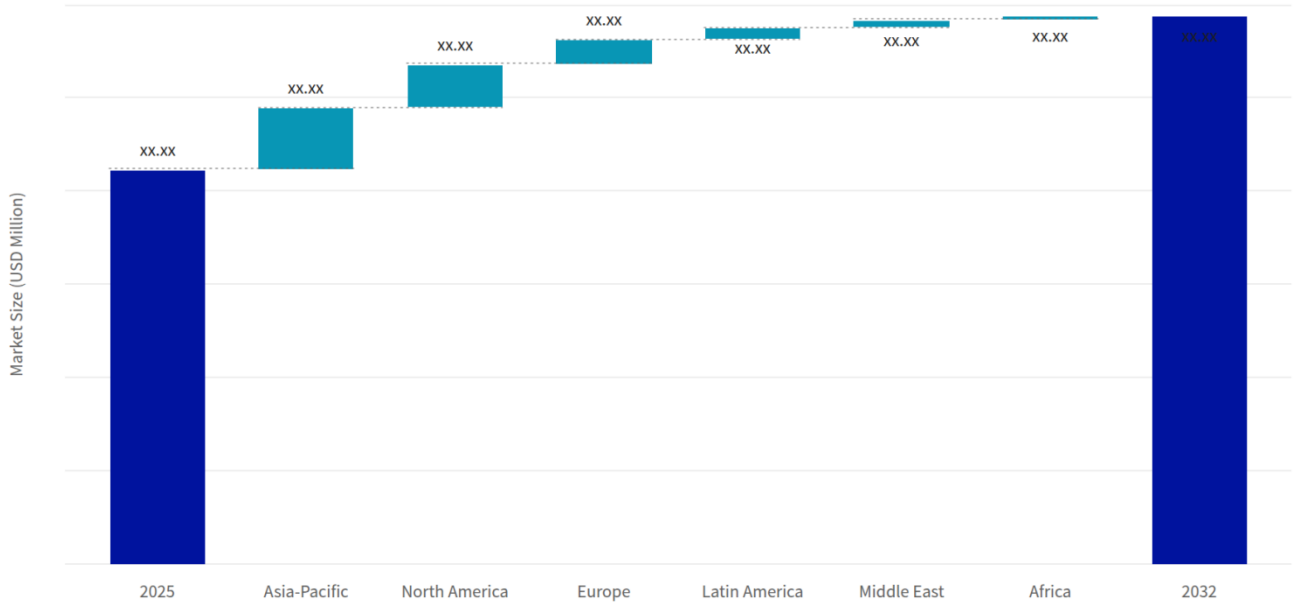

Figure 7. Global Medical Imaging Equipment Maintenance Services Market, Key Growth Contribution, by Country, 2025-2032 (CAGR %)

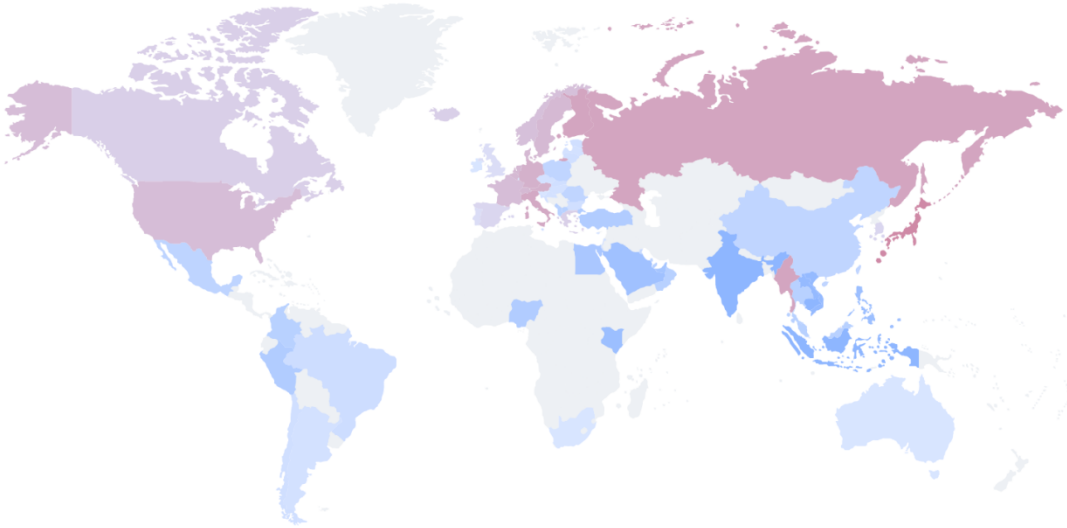

Table 3. Global Medical Imaging Equipment Maintenance Services Market, Key Growth Contribution, 2025-2032

Scope	Leading Category	Added Market Size (USD Million)	Growth Share (%)	CAGR (%)
Clinical Use	xx.xx	xx.xx	xx.xx	xx.xx
Contract Coverage	xx.xx	xx.xx	xx.xx	xx.xx
Country	xx.xx	xx.xx	xx.xx	xx.xx
End User	xx.xx	xx.xx	xx.xx	xx.xx
Equipment Support Lifecycle	xx.xx	xx.xx	xx.xx	xx.xx
Imaging Modality	xx.xx	xx.xx	xx.xx	xx.xx
Maintenance Function	xx.xx	xx.xx	xx.xx	xx.xx
Pricing Model	xx.xx	xx.xx	xx.xx	xx.xx
Procurement Route	xx.xx	xx.xx	xx.xx	xx.xx
Region	xx.xx	xx.xx	xx.xx	xx.xx
Service Delivery	xx.xx	xx.xx	xx.xx	xx.xx
Service Provider Relationship	xx.xx	xx.xx	xx.xx	xx.xx
Vendor Scope	xx.xx	xx.xx	xx.xx	xx.xx

Sources & Evidence

1. Diagnostic Imaging Accreditation Scheme

   · Australia's DIAS requires servicing records, equipment-appropriate service training, and applicable jurisdictional radiation-use licensing. ([safetyandquality.gov.au](https://www.safetyandquality.gov.au/accreditation/diagnostic-imaging-accreditation-scheme))

   · Evidence informing base-year allocation inputs; displayed values and growth are calculated: Equipment-appropriate training, local licensing and records constrain service access, without measuring an outsourcing share.

   · Evidence informing forecast-year allocation inputs; displayed values and growth are calculated: Equipment-appropriate training, local licensing and records constrain service access, without measuring an outsourcing share.

2. Hospital Equipment Maintenance Requirements

   · CMS requires manufacturer-recommended maintenance for imaging and radiologic equipment at covered hospitals; the memorandum does not prescribe an exclusive service supplier. ([cms.gov](https://www.cms.gov/Medicare/Provider-Enrollment-and-Certification/SurveyCertificationGenInfo/Policy-and-Memos-to-States-and-Regions-Items/Survey-and-Cert-Letter-xx.xx-xx.xx))

   · Evidence informing base-year allocation inputs; displayed values and growth are calculated: Imaging maintenance must follow manufacturer recommendations; this is not an exclusive OEM purchasing award.

   · Evidence informing forecast-year allocation inputs; displayed values and growth are calculated: Imaging maintenance must follow manufacturer recommendations; this is not an exclusive OEM purchasing award.

3. Health at a Glance 2025 - Diagnostic Technologies

   · Evidence informing the 2032 market-value input; displayed series and growth include calculations: Long-run increases in imaging activity support continued equipment demand; examination volumes are not substituted for maintenance revenue.

4. OnWatch Predict

   · Evidence informing the 2032 market-value input; displayed series and growth include calculations: Conditional reported benefits support considering a service-efficiency counterforce, not applying downtime reductions directly to service revenue.

5. Unite In-House Service Solutions
   - Evidence informing the 2032 market-value input; displayed series and growth include calculations: The retained-labor boundary supports the modeled purchased-scope counterforce, without measuring future adoption.
   - Evidence informing base-year allocation inputs; displayed values and growth are calculated: The offering excludes included onsite and planned-maintenance labor, supporting retained-work and purchased-payment distinctions, not observed adoption. ([gehealthcare.com](https://www.gehealthcare.com/en/services/unite-in-house))
   - Evidence informing forecast-year allocation inputs; displayed values and growth are calculated: The offering excludes included onsite and planned-maintenance labor, supporting retained-work and purchased-payment distinctions, not observed adoption. ([gehealthcare.com](https://www.gehealthcare.com/en/services/unite-in-house))
   - Evidence informing base-year allocation inputs; displayed values and growth are calculated: The published xx.xx% remote fix rate is a case-resolution observation, not remote-only revenue. Separately billed on-site labor supports the responsibility distinction.
   - Evidence informing forecast-year allocation inputs; displayed values and growth are calculated: The published xx.xx% remote fix rate is a case-resolution observation, not remote-only revenue. Separately billed on-site labor supports the responsibility distinction.
   - Evidence informing base-year allocation inputs; displayed values and growth are calculated: Excluded on-site and planned-maintenance labor prevents interpreting every remote-support plan as inclusive integrated fulfillment.
   - Evidence informing forecast-year allocation inputs; displayed values and growth are calculated: Excluded on-site and planned-maintenance labor prevents interpreting every remote-support plan as inclusive integrated fulfillment.
   - Evidence informing base-year allocation inputs; displayed values and growth are calculated: Periodic support with additional billed labor or parts supports mixed payment components rather than universal fixed full coverage.
   - Evidence informing forecast-year allocation inputs; displayed values and growth are calculated: Periodic support with additional billed labor or parts supports mixed payment components rather than universal fixed full coverage.
   - Evidence informing base-year allocation inputs; displayed values and growth are calculated: Enterprise offerings covering GE HealthCare assets establish an own-brand agreement example without measuring its market penetration.
   - Evidence informing forecast-year allocation inputs; displayed values and growth are calculated: Enterprise offerings covering GE HealthCare assets establish an own-brand agreement example without measuring its market penetration.
6. Philips Standard Terms and Conditions of Service, Revision 23, April 2024
   - Evidence informing the 2032 market-value input; displayed series and growth include calculations: Published lifecycle terms condition post-End-of-Life repair on parts and trained-personnel availability and remove the earlier uptime guarantee. These constrain assumed indefinite support extension.
   - Evidence informing base-year allocation inputs; displayed values and growth are calculated: Post-End-of-Life obligations change materially, supporting a declared-support endpoint rather than an automatic equipment-age threshold.
   - Evidence informing forecast-year allocation inputs; displayed values and growth are calculated: Post-End-of-Life obligations change materially, supporting a declared-support endpoint rather than an automatic equipment-age threshold.
   - Evidence informing base-year allocation inputs; displayed values and growth are calculated: Post-endpoint repair depends on parts and trained-personnel availability without the earlier uptime guarantee; continuing service is conditional, not indefinite.
   - Evidence informing forecast-year allocation inputs; displayed values and growth are calculated: Post-endpoint repair depends on parts and trained-personnel availability without the earlier uptime guarantee; continuing service is conditional, not indefinite.

7. GE HealthCare Technologies Inc. - 2025 Form 10-K
   - Evidence informing base-year allocation inputs; displayed values and growth are calculated: Destination-sales cross-check; broader than maintenance.
   - Evidence informing forecast-year allocation inputs; displayed values and growth are calculated: Destination-sales cross-check; broader than maintenance.
   - Evidence informing base-year allocation inputs; displayed values and growth are calculated: EMEA commercial-scale cross-check.
   - Evidence informing forecast-year allocation inputs; displayed values and growth are calculated: EMEA commercial-scale cross-check.
   - Evidence informing base-year allocation inputs; displayed values and growth are calculated: China commercial activity and 2025 growth counterevidence.
   - Evidence informing forecast-year allocation inputs; displayed values and growth are calculated: China commercial activity and 2025 growth counterevidence.
   - Evidence informing base-year allocation inputs; displayed values and growth are calculated: U.S. destination sales were USD xx.xx, not maintenance-only revenue.
   - Evidence informing forecast-year allocation inputs; displayed values and growth are calculated: U.S. destination sales were USD xx.xx, not maintenance-only revenue.
   - Evidence informing base-year allocation inputs; displayed values and growth are calculated: China destination sales were USD xx.xx; regional sales declined in 2025.
   - Evidence informing forecast-year allocation inputs; displayed values and growth are calculated: China destination sales were USD xx.xx; regional sales declined in 2025.
8. Health at a Glance 2025 - Diagnostic Technologies
   - Evidence informing base-year allocation inputs; displayed values and growth are calculated: Imaging-stock comparator.
   - Evidence informing forecast-year allocation inputs; displayed values and growth are calculated: Imaging-stock comparator.
   - Evidence informing base-year allocation inputs; displayed values and growth are calculated: Coverage limitation.
   - Evidence informing forecast-year allocation inputs; displayed values and growth are calculated: Coverage limitation.
9. Health at a Glance: Latin America and the Caribbean 2023 - Medical Technologies
   - Evidence informing base-year allocation inputs; displayed values and growth are calculated: Brazil's CT and MRI densities anchor the equipment-linked expenditure proxy.
   - Evidence informing forecast-year allocation inputs; displayed values and growth are calculated: Brazil's CT and MRI densities anchor the equipment-linked expenditure proxy.
   - Evidence informing base-year allocation inputs; displayed values and growth are calculated: Heterogeneous regional equipment availability and partial coverage constrain the allocation model.
   - Evidence informing forecast-year allocation inputs; displayed values and growth are calculated: Heterogeneous regional equipment availability and partial coverage constrain the allocation model.

10. Health at a Glance: Asia/Pacific 2024 - Medical Technologies
    - Evidence informing base-year allocation inputs; displayed values and growth are calculated: Density and reimbursement-coverage anchors.
    - Evidence informing forecast-year allocation inputs; displayed values and growth are calculated: Density and reimbursement-coverage anchors.
    - Evidence informing base-year allocation inputs; displayed values and growth are calculated: High installed-density anchor.
    - Evidence informing forecast-year allocation inputs; displayed values and growth are calculated: High installed-density anchor.
    - Evidence informing base-year allocation inputs; displayed values and growth are calculated: Installed-density anchor.
    - Evidence informing forecast-year allocation inputs; displayed values and growth are calculated: Installed-density anchor.
    - Evidence informing base-year allocation inputs; displayed values and growth are calculated: Regional heterogeneity constrains uniform-density and uniform-access assumptions.
    - Evidence informing forecast-year allocation inputs; displayed values and growth are calculated: Regional heterogeneity constrains uniform-density and uniform-access assumptions.
11. Assessment of Breast Cancer Control Capacities in the WHO African Region in 2022
    - Evidence informing base-year allocation inputs; displayed values and growth are calculated: Survey coverage and equipment scarcity constrain extrapolation across Africa.
    - Evidence informing forecast-year allocation inputs; displayed values and growth are calculated: Survey coverage and equipment scarcity constrain extrapolation across Africa.
12. Managed Neutral Vendor Services - East of England Collaborative Procurement Hub
    - Evidence informing forecast-year allocation inputs; displayed values and growth are calculated: The framework starts January xx.xx 2026 and requires mini-competition; admission is not realized maintenance revenue.
    - Evidence informing forecast-year allocation inputs; displayed values and growth are calculated: The managed framework runs January xx.xx 2026-January xx.xx 2030 and requires mini-competition. It supports route availability, not realized maintenance revenue or guaranteed continuation to 2032.

13. RadNet, Inc. - 2025 Form 10-K

- Evidence informing base-year allocation inputs; displayed values and growth are calculated: The disclosed X-ray fleet provides a buyer-footprint check, not global maintenance revenue. ([sec.gov](https://www.sec.gov/Archives/edgar/data/xx.xx/xx.xx/rdnt-xx.xx.htm))
- Evidence informing forecast-year allocation inputs; displayed values and growth are calculated: The disclosed X-ray fleet provides a buyer-footprint check, not global maintenance revenue. ([sec.gov](https://www.sec.gov/Archives/edgar/data/xx.xx/xx.xx/rdnt-xx.xx.htm))
- Evidence informing base-year allocation inputs; displayed values and growth are calculated: The disclosed fluoroscopy fleet constrains the outpatient comparator's scope. ([sec.gov](https://www.sec.gov/Archives/edgar/data/xx.xx/xx.xx/rdnt-xx.xx.htm))
- Evidence informing forecast-year allocation inputs; displayed values and growth are calculated: The disclosed fluoroscopy fleet constrains the outpatient comparator's scope. ([sec.gov](https://www.sec.gov/Archives/edgar/data/xx.xx/xx.xx/rdnt-xx.xx.htm))
- Evidence informing base-year allocation inputs; displayed values and growth are calculated: CT fleet changes provide an independent relative-activity check. ([sec.gov](https://www.sec.gov/Archives/edgar/data/xx.xx/xx.xx/rdnt-xx.xx.htm))
- Evidence informing forecast-year allocation inputs; displayed values and growth are calculated: CT fleet changes provide an independent relative-activity check. ([sec.gov](https://www.sec.gov/Archives/edgar/data/xx.xx/xx.xx/rdnt-xx.xx.htm))
- Evidence informing base-year allocation inputs; displayed values and growth are calculated: MRI fleet changes inform a restrained relative-growth assumption. ([sec.gov](https://www.sec.gov/Archives/edgar/data/xx.xx/xx.xx/rdnt-xx.xx.htm))
- Evidence informing forecast-year allocation inputs; displayed values and growth are calculated: MRI fleet changes inform a restrained relative-growth assumption. ([sec.gov](https://www.sec.gov/Archives/edgar/data/xx.xx/xx.xx/rdnt-xx.xx.htm))
- Evidence informing base-year allocation inputs; displayed values and growth are calculated: Ultrasound fleet disclosure supplies a commercial-stock comparator. ([sec.gov](https://www.sec.gov/Archives/edgar/data/xx.xx/xx.xx/rdnt-xx.xx.htm))
- Evidence informing forecast-year allocation inputs; displayed values and growth are calculated: Ultrasound fleet disclosure supplies a commercial-stock comparator. ([sec.gov](https://www.sec.gov/Archives/edgar/data/xx.xx/xx.xx/rdnt-xx.xx.htm))
- Evidence informing base-year allocation inputs; displayed values and growth are calculated: Mammography fleet disclosure supplies a commercial-stock comparator. ([sec.gov](https://www.sec.gov/Archives/edgar/data/xx.xx/xx.xx/rdnt-xx.xx.htm))
- Evidence informing forecast-year allocation inputs; displayed values and growth are calculated: Mammography fleet disclosure supplies a commercial-stock comparator. ([sec.gov](https://www.sec.gov/Archives/edgar/data/xx.xx/xx.xx/rdnt-xx.xx.htm))
- Evidence informing base-year allocation inputs; displayed values and growth are calculated: Manufacturer service arrangements corroborate buyer-side participation, without a spending split. ([sec.gov](https://www.sec.gov/Archives/edgar/data/xx.xx/xx.xx/rdnt-xx.xx.htm))
- Evidence informing forecast-year allocation inputs; displayed values and growth are calculated: Manufacturer service arrangements corroborate buyer-side participation, without a spending split. ([sec.gov](https://www.sec.gov/Archives/edgar/data/xx.xx/xx.xx/rdnt-xx.xx.htm))
- Evidence informing base-year allocation inputs; displayed values and growth are calculated: The operator reports external manufacturer-service arrangements and modality fleets. Applying inherited fees produces a modeled fleet-activity index, not observed maintenance expense.
- Evidence informing forecast-year allocation inputs; displayed values and growth are calculated: The operator reports external manufacturer-service arrangements and modality fleets. Applying inherited fees produces a modeled fleet-activity index, not observed maintenance expense.
- Evidence informing base-year allocation inputs; displayed values and growth are calculated: The disclosed outpatient fleet is counterevidence against treating hospital-heavy national samples as universal buyer distributions.
- Evidence informing forecast-year allocation inputs; displayed values and growth are calculated: The disclosed outpatient fleet is counterevidence against treating hospital-heavy national samples as universal buyer distributions.
- Evidence informing base-year allocation inputs; displayed values and growth are calculated: Average MRI/CT age below five years and PET age below four years constrain an assumption of uniformly ageing installed equipment.
- Evidence informing forecast-year allocation inputs; displayed values and growth are calculated: Average

14. Contracting in Medical Equipment Maintenance Services: An Empirical Investigation
    - Evidence informing base-year allocation inputs; displayed values and growth are calculated: The historical scanner dataset supplies observed plan-selection proportions, not current global value shares. ([business.columbia.edu](https://business.columbia.edu/sites/default/files-efs/pubfiles/xx.xx/besbes_contracting.pdf))
    - Evidence informing forecast-year allocation inputs; displayed values and growth are calculated: The historical scanner dataset supplies observed plan-selection proportions, not current global value shares. ([business.columbia.edu](https://business.columbia.edu/sites/default/files-efs/pubfiles/xx.xx/besbes_contracting.pdf))
    - Evidence informing base-year allocation inputs; displayed values and growth are calculated: Basic and partial plans constrain the narrower-standing-coverage model. ([business.columbia.edu](https://business.columbia.edu/sites/default/files-efs/pubfiles/xx.xx/besbes_contracting.pdf))
    - Evidence informing forecast-year allocation inputs; displayed values and growth are calculated: Basic and partial plans constrain the narrower-standing-coverage model. ([business.columbia.edu](https://business.columbia.edu/sites/default/files-efs/pubfiles/xx.xx/besbes_contracting.pdf))
    - Evidence informing base-year allocation inputs; displayed values and growth are calculated: Preventive obligations coexist with differing repair coverage or charging in the studied plans. ([business.columbia.edu](https://business.columbia.edu/sites/default/files-efs/pubfiles/xx.xx/besbes_contracting.pdf))
    - Evidence informing forecast-year allocation inputs; displayed values and growth are calculated: Preventive obligations coexist with differing repair coverage or charging in the studied plans. ([business.columbia.edu](https://business.columbia.edu/sites/default/files-efs/pubfiles/xx.xx/besbes_contracting.pdf))
    - Evidence informing base-year allocation inputs; displayed values and growth are calculated: Historical full-protection selection supplies a purchasing primitive, converted from plan counts to value using an explicit relative-spending assumption.
    - Evidence informing forecast-year allocation inputs; displayed values and growth are calculated: Historical full-protection selection supplies a purchasing primitive, converted from plan counts to value using an explicit relative-spending assumption.
    - Evidence informing base-year allocation inputs; displayed values and growth are calculated: Basic and partial plans contain annual fees plus variable charges, supporting Hybrid Pricing and preventing misclassification as pure time-and-materials.
    - Evidence informing forecast-year allocation inputs; displayed values and growth are calculated: Basic and partial plans contain annual fees plus variable charges, supporting Hybrid Pricing and preventing misclassification as pure time-and-materials.
    - Evidence informing base-year allocation inputs; displayed values and growth are calculated: The study's time-and-materials label includes an annual fee; it constrains exclusions from the pure no-retainer numerator rather than observing that category's current share.
    - Evidence informing forecast-year allocation inputs; displayed values and growth are calculated: The study's time-and-materials label includes an annual fee; it constrains exclusions from the pure no-retainer numerator rather than observing that category's current share.

15. Appendix 3: Framework Agreement Specification-Maintenance, Repair and Calibration of Medical Equipment

- Evidence informing base-year allocation inputs; displayed values and growth are calculated: Comprehensive procurement coverage combines scheduled maintenance and repairs. ([sccl.nhs.uk](https://www.sccl.nhs.uk/wp-content/uploads/2023/xx.xx/Maintenance-Appendix-xx.xx-Framework-Specification.pdf))
- Evidence informing forecast-year allocation inputs; displayed values and growth are calculated: Comprehensive procurement coverage combines scheduled maintenance and repairs. ([sccl.nhs.uk](https://www.sccl.nhs.uk/wp-content/uploads/2023/xx.xx/Maintenance-Appendix-xx.xx-Framework-Specification.pdf))
- Evidence informing base-year allocation inputs; displayed values and growth are calculated: Comprehensive cover and case-specific component treatment support obligation-based classification. ([sccl.nhs.uk](https://www.sccl.nhs.uk/wp-content/uploads/2023/xx.xx/Maintenance-Appendix-xx.xx-Framework-Specification.pdf))
- Evidence informing forecast-year allocation inputs; displayed values and growth are calculated: Comprehensive cover and case-specific component treatment support obligation-based classification. ([sccl.nhs.uk](https://www.sccl.nhs.uk/wp-content/uploads/2023/xx.xx/Maintenance-Appendix-xx.xx-Framework-Specification.pdf))
- Evidence informing base-year allocation inputs; displayed values and growth are calculated: Preventive-only, labor-only and component-limited options establish narrower standing obligations. ([sccl.nhs.uk](https://www.sccl.nhs.uk/wp-content/uploads/2023/xx.xx/Maintenance-Appendix-xx.xx-Framework-Specification.pdf))
- Evidence informing forecast-year allocation inputs; displayed values and growth are calculated: Preventive-only, labor-only and component-limited options establish narrower standing obligations. ([sccl.nhs.uk](https://www.sccl.nhs.uk/wp-content/uploads/2023/xx.xx/Maintenance-Appendix-xx.xx-Framework-Specification.pdf))
- Evidence informing base-year allocation inputs; displayed values and growth are calculated: Collaborative cover explicitly divides work between buyer and supplier. ([sccl.nhs.uk](https://www.sccl.nhs.uk/wp-content/uploads/2023/xx.xx/Maintenance-Appendix-xx.xx-Framework-Specification.pdf))
- Evidence informing forecast-year allocation inputs; displayed values and growth are calculated: Collaborative cover explicitly divides work between buyer and supplier. ([sccl.nhs.uk](https://www.sccl.nhs.uk/wp-content/uploads/2023/xx.xx/Maintenance-Appendix-xx.xx-Framework-Specification.pdf))

16. What's Included in Preventative Maintenance?

- Evidence informing base-year allocation inputs; displayed values and growth are calculated: Published PM-only monthly prices provide annualized narrow-service monetary anchors; they are not full-contract prices. ([blockimaging.com](https://www.blockimaging.com/blog/bid/xx.xx/what-s-included-in-imaging-equipment-preventative-maintenance-really))
- Evidence informing forecast-year allocation inputs; displayed values and growth are calculated: Published PM-only monthly prices provide annualized narrow-service monetary anchors; they are not full-contract prices. ([blockimaging.com](https://www.blockimaging.com/blog/bid/xx.xx/what-s-included-in-imaging-equipment-preventative-maintenance-really))
- Evidence informing base-year allocation inputs; displayed values and growth are calculated: Separately offered PM-only pricing constrains the relative-payment assumption for narrower coverage. ([blockimaging.com](https://www.blockimaging.com/blog/bid/xx.xx/what-s-included-in-imaging-equipment-preventative-maintenance-really))
- Evidence informing forecast-year allocation inputs; displayed values and growth are calculated: Separately offered PM-only pricing constrains the relative-payment assumption for narrower coverage. ([blockimaging.com](https://www.blockimaging.com/blog/bid/xx.xx/what-s-included-in-imaging-equipment-preventative-maintenance-really))

17. X-ray equipment performance surveys
    - Evidence informing base-year allocation inputs; displayed values and growth are calculated: A public healthcare provider separately offers equipment-performance surveys, corroborating an assessment deliverable without measuring its market share. ([uhb.nhs.uk](https://www.uhb.nhs.uk/services/radiation-protection/x-ray-equipment-performance-surveys/))
    - Evidence informing forecast-year allocation inputs; displayed values and growth are calculated: A public healthcare provider separately offers equipment-performance surveys, corroborating an assessment deliverable without measuring its market share. ([uhb.nhs.uk](https://www.uhb.nhs.uk/services/radiation-protection/x-ray-equipment-performance-surveys/))
18. High-Tech Medical Equipment: VA Has Opportunities to Improve Its Acquisition of Maintenance Services
    - Evidence informing base-year allocation inputs; displayed values and growth are calculated: Procurement-selected imaging service obligations and access constraints provide an OEM-retention counterweight, not a global maintenance share. ([gao.gov](https://www.gao.gov/assets/gao-xx.xx-xx.xx.pdf))
    - Evidence informing forecast-year allocation inputs; displayed values and growth are calculated: Procurement-selected imaging service obligations and access constraints provide an OEM-retention counterweight, not a global maintenance share. ([gao.gov](https://www.gao.gov/assets/gao-xx.xx-xx.xx.pdf))
    - Evidence informing base-year allocation inputs; displayed values and growth are calculated: Bounded third-party access-delay examples qualify frictionless substitution assumptions without establishing universal unsuitability. ([gao.gov](https://www.gao.gov/assets/gao-xx.xx-xx.xx.pdf))
    - Evidence informing forecast-year allocation inputs; displayed values and growth are calculated: Bounded third-party access-delay examples qualify frictionless substitution assumptions without establishing universal unsuitability. ([gao.gov](https://www.gao.gov/assets/gao-xx.xx-xx.xx.pdf))
    - Evidence informing base-year allocation inputs; displayed values and growth are calculated: Inspected route counts include xx.xx standalone contracts; the selected federal sample is adjusted rather than treated as Global spending prevalence.
    - Evidence informing forecast-year allocation inputs; displayed values and growth are calculated: Inspected route counts include xx.xx standalone contracts; the selected federal sample is adjusted rather than treated as Global spending prevalence.
    - Evidence informing base-year allocation inputs; displayed values and growth are calculated: Forty-two HTME and four Federal Supply Schedule orders supply the identifiable agreement-order count for a modeled relative-value bridge.
    - Evidence informing forecast-year allocation inputs; displayed values and growth are calculated: Forty-two HTME and four Federal Supply Schedule orders supply the identifiable agreement-order count for a modeled relative-value bridge.
19. Transcript: Final Guidance: Remanufacturing of Medical Devices, September 10, 2024
    - Evidence informing base-year allocation inputs; displayed values and growth are calculated: Manufacturer and third-party servicing roles depend on the particular device, supporting asset-specific attribution. ([fda.gov](https://www.fda.gov/media/xx.xx/download?attachment=))
    - Evidence informing forecast-year allocation inputs; displayed values and growth are calculated: Manufacturer and third-party servicing roles depend on the particular device, supporting asset-specific attribution. ([fda.gov](https://www.fda.gov/media/xx.xx/download?attachment=))
    - Evidence informing base-year allocation inputs; displayed values and growth are calculated: An OEM can service another entity's device as a third-party servicer. ([fda.gov](https://www.fda.gov/media/xx.xx/download?attachment=))
    - Evidence informing forecast-year allocation inputs; displayed values and growth are calculated: An OEM can service another entity's device as a third-party servicer. ([fda.gov](https://www.fda.gov/media/xx.xx/download?attachment=))

20. Multi-vendor services
    - Evidence informing base-year allocation inputs; displayed values and growth are calculated: The advertised Philips and non-Philips service scope demonstrates why corporate identity alone cannot establish OEM attribution.
    ([usa.philips.com](https://www.usa.philips.com/healthcare/service/healthcare-multi-vendor-services))
    - Evidence informing forecast-year allocation inputs; displayed values and growth are calculated: The advertised Philips and non-Philips service scope demonstrates why corporate identity alone cannot establish OEM attribution.
    ([usa.philips.com](https://www.usa.philips.com/healthcare/service/healthcare-multi-vendor-services))
    - Evidence informing base-year allocation inputs; displayed values and growth are calculated: Non-Philips equipment servicing establishes a commercial cross-manufacturer role, not its revenue proportion.
    ([usa.philips.com](https://www.usa.philips.com/healthcare/service/healthcare-multi-vendor-services))
    - Evidence informing forecast-year allocation inputs; displayed values and growth are calculated: Non-Philips equipment servicing establishes a commercial cross-manufacturer role, not its revenue proportion.
    ([usa.philips.com](https://www.usa.philips.com/healthcare/service/healthcare-multi-vendor-services))
    - Evidence informing base-year allocation inputs; displayed values and growth are calculated: Consolidated support for Philips and non-Philips equipment establishes agreement-level multi-vendor coverage; staffing scale and parts access do not measure penetration.
    - Evidence informing forecast-year allocation inputs; displayed values and growth are calculated: Consolidated support for Philips and non-Philips equipment establishes agreement-level multi-vendor coverage; staffing scale and parts access do not measure penetration.
21. San Bernardino County - File 11902: Asset Management Agreement with Renovo Solutions LLC for Maintenance Services
    - Evidence informing base-year allocation inputs; displayed values and growth are calculated: The approved 2025 three-year, xx.xx-asset agreement supplies a monetary third-party purchasing counterexample; approved value is not realized annual revenue.
    ([sanbernardino.legistar.com](https://sanbernardino.legistar.com/LegislationDetail.aspx?GUID=06EA5122-33FD-472E-B939-A8FA6E015FEB&ID=xx.xx&Options=&Search=))
    - Evidence informing forecast-year allocation inputs; displayed values and growth are calculated: The approved 2025 three-year, xx.xx-asset agreement supplies a monetary third-party purchasing counterexample; approved value is not realized annual revenue.
    ([sanbernardino.legistar.com](https://sanbernardino.legistar.com/LegislationDetail.aspx?GUID=06EA5122-33FD-472E-B939-A8FA6E015FEB&ID=xx.xx&Options=&Search=))
    - Evidence informing base-year allocation inputs; displayed values and growth are calculated: The public agreement combines scheduled maintenance, repairs and parts, supporting combined purchased obligations.
    ([sanbernardino.legistar.com](https://sanbernardino.legistar.com/LegislationDetail.aspx?GUID=06EA5122-33FD-472E-B939-A8FA6E015FEB&ID=xx.xx&Options=&Search=))
    - Evidence informing forecast-year allocation inputs; displayed values and growth are calculated: The public agreement combines scheduled maintenance, repairs and parts, supporting combined purchased obligations.
    ([sanbernardino.legistar.com](https://sanbernardino.legistar.com/LegislationDetail.aspx?GUID=06EA5122-33FD-472E-B939-A8FA6E015FEB&ID=xx.xx&Options=&Search=))
22. DIrectory of RAdiotherapy Centres (DIRAC)
    - Evidence informing base-year allocation inputs; displayed values and growth are calculated: Current registry footprint exceeds xx.xx radiotherapy centres; this constrains the assumed treatment-planning customer pool but does not report 2025 simulator stocks or maintenance revenue.
    - Evidence informing forecast-year allocation inputs; displayed values and growth are calculated: Current registry footprint exceeds xx.xx radiotherapy centres; this constrains the assumed treatment-planning customer pool but does not report 2025 simulator stocks or maintenance revenue.
23. Maintenance of the Somatom Definition AS CT simulator from Siemens
    - Evidence informing forecast-year allocation inputs; displayed values and growth are calculated: CT-simulator maintenance was awarded September xx.xx 2026 for EUR xx.xx. Unknown contract duration prevents conversion into annual spending; the award supports a distinct purchased planning-asset obligation.

24. Canadian Medical Imaging Inventory 2022-2023: Provincial and Territorial Overview
    - Evidence informing base-year allocation inputs; displayed values and growth are calculated: Reported hospital and private-facility site types constrain buyer attribution, with explicit regional and classification limitations.
    - Evidence informing forecast-year allocation inputs; displayed values and growth are calculated: Reported hospital and private-facility site types constrain buyer attribution, with explicit regional and classification limitations.
    - Evidence informing base-year allocation inputs; displayed values and growth are calculated: Private-site participation supplies an outpatient calibration lead; private ownership is not equated automatically with imaging-centre status.
    - Evidence informing forecast-year allocation inputs; displayed values and growth are calculated: Private-site participation supplies an outpatient calibration lead; private ownership is not equated automatically with imaging-centre status.
    - Evidence informing base-year allocation inputs; displayed values and growth are calculated: Modality-specific 2022-2023 age distributions supply observed inputs to the explicitly assumed age-to-support-endpoint bridge.
    - Evidence informing forecast-year allocation inputs; displayed values and growth are calculated: Modality-specific 2022-2023 age distributions supply observed inputs to the explicitly assumed age-to-support-endpoint bridge.
    - Evidence informing base-year allocation inputs; displayed values and growth are calculated: Older-equipment distributions constrain the beyond-support model but do not directly measure manufacturer support withdrawal.
    - Evidence informing forecast-year allocation inputs; displayed values and growth are calculated: Older-equipment distributions constrain the beyond-support model but do not directly measure manufacturer support withdrawal.
25. MLN909060 - Independent Diagnostic Testing Facility, February 2026
    - Evidence informing forecast-year allocation inputs; displayed values and growth are calculated: Official mobile-IDTF distinctions separate clinical operators from equipment/personnel leasing and establish a maintenance responsibility, not an outsourcing percentage.
26. Maintenance service agreements
    - Evidence informing base-year allocation inputs; displayed values and growth are calculated: Approximately xx.xx% remotely resolved corrective cases constrain channel assumptions but cannot be substituted for remote-only spending.
    - Evidence informing forecast-year allocation inputs; displayed values and growth are calculated: Approximately xx.xx% remotely resolved corrective cases constrain channel assumptions but cannot be substituted for remote-only spending.
    - Evidence informing base-year allocation inputs; displayed values and growth are calculated: RightFit combines field and remote expertise under customizable agreements, supporting an inseparable integrated-obligation category.
    - Evidence informing forecast-year allocation inputs; displayed values and growth are calculated: RightFit combines field and remote expertise under customizable agreements, supporting an inseparable integrated-obligation category.
    - Evidence informing base-year allocation inputs; displayed values and growth are calculated: Field-engineer access remains part of the commercial offering; remote resolution does not eliminate purchased attendance obligations.
    - Evidence informing forecast-year allocation inputs; displayed values and growth are calculated: Field-engineer access remains part of the commercial offering; remote resolution does not eliminate purchased attendance obligations.

27. Portable Ultrasound Repair Depot
    - Evidence informing base-year allocation inputs; displayed values and growth are calculated: Accepted portable ultrasound systems are repaired at a service centre, supporting a system-level depot channel with eligibility and repaired-portion limits.
    - Evidence informing forecast-year allocation inputs; displayed values and growth are calculated: Accepted portable ultrasound systems are repaired at a service centre, supporting a system-level depot channel with eligibility and repaired-portion limits.
    - Evidence informing base-year allocation inputs; displayed values and growth are calculated: Flat-rate repair for eligible jobs establishes event-specific pricing, while excluded cases receive alternative quotations; adoption is not disclosed.
    - Evidence informing forecast-year allocation inputs; displayed values and growth are calculated: Flat-rate repair for eligible jobs establishes event-specific pricing, while excluded cases receive alternative quotations; adoption is not disclosed.
28. TruPay - GE HealthCare commercial brochure
    - Evidence informing base-year allocation inputs; displayed values and growth are calculated: The official brochure has a fixed first-xx.xx-patient price plus further usage slabs, supporting minimum-plus-variable classification when both components apply.
    - Evidence informing forecast-year allocation inputs; displayed values and growth are calculated: The official brochure has a fixed first-xx.xx-patient price plus further usage slabs, supporting minimum-plus-variable classification when both components apply.
    - Evidence informing base-year allocation inputs; displayed values and growth are calculated: The explicit minimum payment constrains the pure Usage-Based Fees numerator; a pay-per-use promotional label does not independently establish variable-only billing.
    - Evidence informing forecast-year allocation inputs; displayed values and growth are calculated: The explicit minimum payment constrains the pure Usage-Based Fees numerator; a pay-per-use promotional label does not independently establish variable-only billing.
29. Flexible Multi-Vendor Medical Imaging Equipment Service
    - Evidence informing base-year allocation inputs; displayed values and growth are calculated: A disclosed Time & Materials option supports a separate input-charged commercial route without reporting realized revenue or exact customer terms.
    - Evidence informing forecast-year allocation inputs; displayed values and growth are calculated: A disclosed Time & Materials option supports a separate input-charged commercial route without reporting realized revenue or exact customer terms.
    - Evidence informing base-year allocation inputs; displayed values and growth are calculated: Advertised post-OEM-support service corroborates continuing commercial participation beyond manufacturer support, but not universal model eligibility.
    - Evidence informing forecast-year allocation inputs; displayed values and growth are calculated: Advertised post-OEM-support service corroborates continuing commercial participation beyond manufacturer support, but not universal model eligibility.

4.3. Industry Ecosystem & Value Chain Analysis

Value creation combines service access, qualified labor, parts fulfillment, and a contractually defined completion obligation. The control point is not necessarily the entity sending an engineer. ■■ ■■■■■■■■■■■■ ■■■■■■■■■ ■■■■■■■ ■■■■■■■ ■■■■■■■ ■■■■■■■ ■■■■■■■■■■■ ■■■■■■ ■■■■ ■■ ■■■■■■■■■ ■■■■■■■■■ ■■■ ■ ■■■■■■■■■ ■■■■ ■■■■■■■■ ■■■ ■■■■■■■■■■■■ ■■■■■■■■■■■■ ■ ■■■■■ ■■■■■■■■ ■■■■■■■■■ ■■■■ ■■■■■■■■■ ■■■■■■■■■ ■■■■■ ■■■■■■■ ■■■■■■ ■■■■■■■■■ ■■■■■ ■■■■■■■■■■■ ■■■■■■■ ■■■■■■■■■ ■■■■■ ■■ ■■■ ■■■■■■■■ ■■■■ ■■■ ■■■■■■■■■ ■■■ ■■■ ■■■■■ ■■■■■■■ ■■■■■■■■■

Specialist delivery can separate component work from the main service relationship. [redacted] A contracting provider relying on that route must allocate quotation approval, shipping, loaner arrangements, and escalation rather than assume that subcontracting eliminates coordination delays.

Value capture follows the risks each agreement actually accepts. [redacted] Comparisons should therefore match covered work and retained exposure before treating nominally similar maintenance arrangements as substitutes.

Sources & Evidence

1. GE Healthcare General Service Package License Agreement
   · The published license limits the General Service Package to identified equipment at a facility and restricts transfer and sublicensing. ([services.gehealthcare.com](https://services.gehealthcare.com/medias/GEHCServiceShop-GeneralServicePackageLicenseAgreement-xx.xx.pdf?context=bWFzdGVyfHJvb3R8MTUwMTQ2fGFwcGxpY2F0aW9uL3BkZnxoMzgvaDU5Lzg5MTc1MzM4MTg5MTAucGRmfGVjMTU1ZjUxZmU3OGNhNGZiODgwNTRlNDhkMzk5YjlkNDQzMTBkMjA2YTBhOGRmZTFlMTE0NzI3MjY0NjA0ZTM))
2. Innovatus Imaging Depot Repair Terms and Conditions
   · Depot terms dated June xx.xx 2022 require acceptance of repair quotations and condition requested loaners on available stock. ([innovatusimaging.com](https://www.innovatusimaging.com/wp-content/uploads/2022/xx.xx/Innovatus-Imaging-Depot-Terms-and-Conditions-CURRENT.pdf))
3. Critical Component Agreement Terms and Conditions
   · The agreement limits component coverage to its listed scope and excludes specified consequential losses, supporting the retained-risk analysis. ([blockimaging.com](https://www.blockimaging.com/terms/pscca-c7))

4.3.1. Supply-Side Analysis

[redacted] These offerings show different commercial roles: coordinating a fleet is not the same obligation as repairing a removable subasset, and neither offering establishes complete coverage of every included modality. A supplier's manufacturer identity must be interpreted relative to each serviced asset.

Fulfillment requires equipment-specific qualification and a supported delivery arrangement. Australia's accreditation requirements call for recognized service training appropriate to the equipment and relevant radiation licensing where applicable. [redacted]

■■■ ■■■■■■■■■■■ ■■■■■■■■■■■■■■■ ■■■■■■■■■ ■■■■■■■ ■■■ ■■■■■■■■ ■■■■■■■■■■■■■■■ ■■■■■■■■■ ■■■ ■■■■■■■■■■ ■■■■■■■■■ ■■■■■■■ ■■■■■■■■■■■■ ■■■■■■■■■■■ ■■■■■■■■■ ■■■■■■■■■■■ ■■■■■■■■ ■■■■■■ ■■■■ ■■■■■■■■■■■■ ■■■■■■■ ■■■■■■■■■■■■

Sources & Evidence

1. Diagnostic Imaging Accreditation Scheme
   · Service providers must demonstrate equipment-appropriate recognized service training and applicable radiation-use licensing. ([safetyandquality.gov.au](https://www.safetyandquality.gov.au/accreditation/diagnostic-imaging-accreditation-scheme))
2. Multi-Vendor Services
   · Philips advertises non-Philips imaging maintenance through trained field engineers and OEM relationships, establishing a cross-vendor service role. ([philips.iq](https://www.philips.iq/en/healthcare/services/maintenance-services/healthcare-multi-vendor-services))
3. Ultrasound Probe Repair & Loaners
   · Innovatus Imaging advertises ultrasound-probe repair and loaners, supporting a component-specialist role without whole-system coverage claims. ([innovatusimaging.com](https://innovatusimaging.com/ultrasound-probes/ultrasound-probe-repair-loaners/))

4.3.2. Demand-Side Analysis

Demand is purchased by the equipment operator, although clinical users and compliance personnel influence what acceptable coverage means. ■■■■■■■■ ■■■■ ■■■■■■■ ■■■■■■■ ■■■■■■■■■ ■■■■■■ ■■■■■■■■■■ ■■■ ■■■■■■■■■ ■■■■■■■■■■■ ■■■ ■■■■■■■ ■■■■■■■■■ ■■ ■■■■■■■■■■■■■ ■■■■■■■ ■■ ■■■■■■■■■■ ■■■■■■■■■■■ ■■■■ ■■■■■■■■■ ■■■■ ■■■■■■■ ■■■■■■■■■■ ■■■■■■■■■■ ■■■ ■■■■■■■■■■■ ■■■■■■■■ ■■■ ■■■■■■■■■■■■ ■■■■■■■■■■■ ■■■■■■■■■■ ■■■■■ ■■■■■■■■■■■■■ ■■■■■■■■■■ ■■■■■■■■■ ■■ ■■■■■■■ ■■■■■■■■■■■■■ These obligations make documentary completion commercially important, but do not establish that every operator should choose Full-Service Coverage.

The appropriate allocation depends on the interruption the buyer can absorb and the work it can retain. For a Diagnostic Imaging Center without a substitute system, a broader commitment may be preferable if it actually covers the equipment and relevant failures. ■ ■■■■■■■■ ■■■■ ■■■■■■■■■ ■■■■■■■■ ■■■■■■■■■■ ■■■■■■■■■ ■■■ ■■■■■■■ ■■■■■■ ■■■■■■■■■■ ■■■■■■■■■■■■■■■■ ■■■■■■■■■ ■■■■■■■■■■ ■■■■■■■■■■■■ ■■■■■■■■■■■■■■ ■■■■■■■■■■■■■■■■■■ ■■■■■■■■ ■■ ■■■■■■■■■■ ■■■■■■■ ■■■ ■■■■■■ ■■■■■■ ■■■■■■■■■ ■■ ■■■■■■■■■■■■ ■■■■■■ ■■■ ■■■■■■■■■■■ ■■■■■■■■ ■■■ ■■■■■■■■■■ ■■■■■■■■■ ■■■■■■■■■ ■■■■■■ ■■■■ ■■■■■■ ■■■ ■■■■■■■ ■■■■■■■■■

Smaller settings require equally explicit exclusions, not a presumed standard service package. ■■■■■■■■■■ ■■■■■■■■ ■■■■■■■■■ ■■■■■■■■■ ■■■■■ ■■■■■■■■■■ ■■■■■■■■■■ ■■■■■■■■■■ ■■■■■ ■■■■■ ■■■■■ ■■■ ■■■■■■■■ ■■■■■■■■■■■■ ■■■■ ■■■ ■■■■■■■■■ ■■■■■■■ ■■■■■■■■■■ ■■■■■■■ ■■■■■■■■■■■ ■■■■ ■■■■■■■■■■■ ■■■■ ■■■■■■■■■■■■■■■ ■■■■■■■■■ ■■■■■■■■ ■■■ ■■■■■■■ ■■■■■■ ■■■■■■■■■ ■■■ ■■■■■■■■■■ ■■■■ ■■■■■■■■ ■■■■■■■■ ■■■■ ■■■■■■■■■■■■■■■■■■ ■■■■■■ ■■■■■■ ■■■■ ■■■■■■■■■■■■ ■■■■■■ ■■ ■■■■■■■■■ ■■■■■■ Mobile Imaging Operators should verify whether coverage and access rights follow changing operating locations or remain tied to a named site.

Sources & Evidence

1. RadNet, Inc. 2024 Annual Report on Form 10-K
   · RadNet's 2024 Form xx.xx-K describes vendor agreements for equipment maintenance and repair, providing an operator-side purchasing example. ([radnet.com](https://www.radnet.com/files/corporate/assets/investor-relations/Radnet%2010K%xx.xx%20Document.pdf))
2. State Operations Manual, Appendix A-Survey Protocol, Regulations and Interpretive Guidelines for Hospitals
   · CMS requires hospitals to retain relevant radiology maintenance and upgrade documentation and permits qualified employee or appropriately expert contracted delivery. ([cms.gov](https://www.cms.gov/Regulations-and-Guidance/Guidance/Manuals/downloads/som107ap_a_hospitals.pdf))
3. MQSA Inspection Resources
   · MQSA-covered facilities must maintain certification and correct deficiencies; current certification is a condition of Medicare and Medicaid payment eligibility for mammography. ([fda.gov](https://www.fda.gov/radiation-emitting-products/mammography-quality-standards-act-mqsa-and-mqsa-program/mqsa-inspection-resources))
4. CSD Equipment Sales Terms and Conditions
   · Carestream Dental's published terms distinguish parts-only and parts-and-labor arrangements; specified parts-only extensions leave labor and service coordination with the customer. ([carestreamdental.com](https://www.carestreamdental.com/et/company/terms-and-conditions/csd-equipment-sales-terms-and-conditions/))

4.3.3. Stakeholder Analysis

[illegible] Clinical engineering should own the asset and service-record interface; procurement and finance should establish the covered obligation and retained exposure. Outsourcing can transfer specified work without transferring the operator's responsibility to oversee its equipment.

Clinical authorization and maintenance completion can belong to different parties. [illegible] This is not a requirement that every repair use the same arrangement; its applicability follows the change and the governing rule.

Records are a practical interface between these stakeholders. [illegible] A repair report that does not reach the operator can leave the purchased work incomplete from a compliance-management perspective even where the equipment itself is functioning.

Sources & Evidence

1. State Operations Manual, Appendix A-Survey Protocol, Regulations and Interpretive Guidelines for Hospitals
   · The radiology guidance requires maintenance records to be retained and available for inspection, supporting assignment of documentary handoff responsibility. ([cms.gov](https://www.cms.gov/Regulations-and-Guidance/Guidance/Manuals/downloads/som107ap_a_hospitals.pdf))
2. Managing Medical Devices, January 2021
   · MHRA guidance states that external maintenance arrangements still require in-house expertise to monitor, audit, and manage contracts. ([assets.publishing.service.gov.uk](https://assets.publishing.service.gov.uk/media/6089dc938fa8f51b91f3d82f/Managing_medical_devices.pdf))
3. MQSA Alternative Standard #6: Conducting the Mammography Equipment Evaluation After a Software Upgrade Under Medical Physicist Oversight
   · Applicable mammography equipment changes require evaluation by a medical physicist or appropriately supervised personnel and correction before patient examinations resume. ([fda.gov](https://www.fda.gov/radiation-emitting-products/regulations-mqsa/mqsa-alternative-standard-xx.xx-conducting-mammography-equipment-evaluation-after-software-upgrade-under))

4.4. Market Dynamics

Maintenance purchasing reflects a tension between continuity obligations, constrained buyer finances, and the support actually available for an asset. ▪▪▪▪▪▪ ▪▪▪▪▪▪▪▪▪▪ ▪▪▪▪▪▪ ▪▪▪▪▪▪▪▪▪▪▪▪ ▪▪▪▪▪▪▪▪ ▪▪ ▪ ▪▪▪▪▪▪▪▪ ▪▪▪▪ ▪▪▪▪▪ ▪▪▪▪ ▪▪▪▪▪▪▪▪▪▪▪ ▪▪▪▪▪▪▪▪▪▪ ▪▪▪▪▪▪▪▪▪▪ ▪▪▪▪▪▪▪▪▪▪▪ ▪ ▪▪▪▪▪▪▪▪▪ ▪▪▪▪▪▪▪▪ ▪▪ ▪▪ ▪▪▪▪▪▪ ▪▪▪▪▪▪▪▪ ▪▪▪▪▪▪▪▪▪▪▪▪▪▪▪▪ ▪▪ ▪▪▪▪▪▪▪▪ ▪▪▪▪▪▪▪ ▪▪▪▪▪▪▪ ▪▪▪▪ ▪▪▪▪▪▪ ▪▪▪▪▪ ▪▪▪▪▪▪▪▪▪▪▪▪ That response is conditional on the operator's internal capability and tolerance for interruption; financial pressure alone does not establish adoption of Third-Party Service or improved supplier profitability.

Lifecycle and digital support can change at different times. ▪▪▪▪▪▪▪▪ ▪▪▪▪▪ ▪▪▪▪ ▪▪▪▪▪▪▪▪ ▪▪▪▪▪ ▪▪▪▪▪▪▪▪ ▪▪▪▪▪▪▪▪▪ ▪▪▪▪▪▪▪ ▪▪▪▪▪▪▪ ▪▪▪▪▪ ▪▪▪ ▪▪▪▪▪▪▪ ▪▪▪ ▪▪ ▪▪▪▪ ▪▪▪▪ ▪▪▪▪▪▪▪ ▪▪ ▪▪▪▪▪▪ ▪▪▪▪▪▪▪▪▪ ▪▪ ▪▪▪ ▪▪▪▪▪▪▪▪ ▪▪ ▪▪▪▪▪▪▪▪ ▪▪▪▪▪▪ ▪▪▪▪▪▪▪ ▪▪▪▪▪▪▪▪▪▪▪▪ ▪▪▪▪▪▪▪▪▪▪ ▪▪▪▪▪▪▪▪▪▪ ▪▪▪▪▪▪▪▪▪▪▪▪▪ ▪▪▪▪▪▪▪▪▪ ▪▪ ▪▪▪▪▪▪▪▪▪ ▪▪▪▪▪▪ ▪▪▪ ▪▪▪▪▪▪▪▪▪ ▪▪▪▪▪▪▪▪▪▪▪▪ ▪▪▪▪▪▪▪▪▪▪▪▪ ▪▪ ▪▪▪▪▪ ▪▪▪ ▪▪▪▪▪▪ ▪▪▪▪▪▪▪▪▪▪ ▪▪▪▪▪▪▪▪▪▪▪▪ ▪▪▪▪▪ ▪▪▪ ▪▪▪▪▪▪▪▪▪ ▪▪ ▪▪▪▪▪▪▪▪▪▪▪ ▪▪▪▪▪▪▪ ▪▪▪▪▪▪▪ ▪▪▪▪ ▪▪▪▪▪▪▪▪▪ A support notice, software-eligibility change, or revised exclusion should trigger reassessment of the service obligation, not an assumption that continued repair preserves the previous risk allocation.

Sources & Evidence

1. RadNet, Inc. 2024 Annual Report on Form 10-K
   · The filing identifies payer reimbursement pressure as a business risk. Possible changes in maintenance responsibility allocation are analytical inferences, not reported market-wide behavior. ([radnet.com](https://www.radnet.com/files/corporate/assets/investor-relations/Radnet%2010K%xx.xx%20Document.pdf))
2. Philips Standard Terms and Conditions of Service, Revision 23, April 2024
   · Philips' April 2024 terms describe qualified repair efforts after the defined End of Life date without an uptime guarantee or new hardware or software fixes. ([usa.philips.com](https://www.usa.philips.com/c-dam/b2bhc/us/terms-conditions/general-customer-service-terms-and-condition-service-terms-and-conditions-rev23-final040824.pdf))

3. Cybersecurity Services
   - Siemens Healthineers describes software-version prerequisites and country, modality, and version limitations for cybersecurity services. ([siemens-healthineers.com](https://www.siemens-healthineers.com/at/services/customer-services/uplift-services/cybersecurity-services))

4.4.1. Key Drivers

4.4.1.1. Compliance and clinical-payment eligibility sustain maintenance obligations

[redacted] These requirements support demand for documented maintenance and corrective work, but do not mandate manufacturer-provided outsourcing. Buyers can use appropriately qualified internal personnel or contracted providers where the applicable rules permit.

Sources & Evidence

1. MQSA Inspection Resources
   - Certification maintenance and deficiency correction support continuing maintenance-related obligations without prescribing OEM outsourcing. ([fda.gov](https://www.fda.gov/radiation-emitting-products/mammography-quality-standards-act-mqsa-and-mqsa-program/mqsa-inspection-resources))
2. Hospital Equipment Maintenance Requirements
   - CMS's December xx.xx 2013 memorandum identifies imaging and radiologic equipment as requiring manufacturer-recommended maintenance rather than general AEM flexibility. ([cms.gov](https://www.cms.gov/Medicare/Provider-Enrollment-and-Certification/SurveyCertificationGenInfo/Policy-and-Memos-to-States-and-Regions-Items/Survey-and-Cert-Letter-xx.xx-xx.xx))

4.4.1.2. Manufacturer-backed shared maintenance broadens contracting choices

GE HealthCare's Unite offering packages service documents, license keys, remote support, and optional parts coverage around an in-house team. [redacted] Shared Maintenance Coverage is suitable only when the buyer can perform its retained work and the written agreement establishes equipment eligibility, access, and escalation support.

Sources & Evidence

1. Unite In-House Service Solutions
   - Unite advertises service-document and license-key access, remote support, and differentiated parts coverage for in-house teams, subject to eligibility. ([gehealthcare.com](https://www.gehealthcare.com/en/services/unite-in-house))

4.4.1.3. Connected support expands the service obligation beyond dispatch

Philips RightFit agreements advertise proactive and remote maintenance alongside field support and customizable coverage. ■■■■■■■■■ ■■■■■■■■ ■■■■■ ■■■■■■ ■ ■■■■■■■■■■■ ■■■■■■ ■■ ■■■■■■■■ ■■■■■■■ ■■■■■ ■■■■■■■■■■ ■■■ ■■■■■■■■■■■ ■■■■■■■■ ■■■■■■ ■■■■ ■■■■ ■■ ■■■■■■■■■■■■■■ ■■■■■■ ■■■ ■■■■■■■■■■ ■■■■■■■ ■■■■■■■ ■■■■■■■■■■■■ ■■■■■■■■■■ ■■■■■■■■■■■■ ■■ ■■■ ■■■■■■■■■ ■■■■ ■■■■■■■■■■■ ■■ ■■ ■■■■■■■■■■■■ ■■■■■■■■■■■■ Buyers should specify the covered systems, remote-service responsibilities, on-site escalation, and applicable service remedies before relying on this delivery model.

Sources & Evidence

1. Maintenance Service Agreements
   · Philips advertises proactive and remote maintenance, field support, and customizable RightFit coverage; these are offering claims rather than site performance evidence. ([usa.philips.com](https://www.usa.philips.com/healthcare/service/maintenance-service-agreements))

4.4.2. Key Restraints

4.4.2.1. Controlled service access limits otherwise qualified alternatives

Owning an imaging system does not automatically establish transferable service-software rights. ■■ ■■■■■■■■■■■■ ■■■■■■■■■ ■■■■■■■■ ■■■■■■■■ ■■■■■■■■ ■■■■■■■■ ■■■■■■■■■■■■ ■■■■■■■■■■ ■■■ ■■■■■■■■■■■■■■■■ ■■■■■■ ■■■■ ■■■■■■■■■■■■ ■■ ■■■■■■■■ ■■■ ■■■■■■■■■■■■ ■■■ ■■■■ ■■■■■■■■■■■■■■■ ■■■■■■ ■■■■■■■■■ ■■■■■■■■■ ■ ■■■■■■■■■■ ■■■■■■■■■■■■■■■■ ■■■■■■■■■■■■ ■■ ■■■■ ■■■ ■■■■■■ ■■■■■■■■ ■ ■■■■■■ ■■■■■■■■■■ ■■■ ■■■■■■ ■■■■■■■■■ ■■ ■■■■■■■■ ■■■■■■■■■ A provider change therefore requires verification of applicable access rights, rather than an assumption that staff expertise alone makes the replacement arrangement executable.

Sources & Evidence

1. GE Healthcare General Service Package License Agreement
   · The license establishes scoped service-resource rights, supporting verification of access during a provider change. ([services.gehealthcare.com](https://services.gehealthcare.com/medias/GEHCServiceShop-GeneralServicePackageLicenseAgreement-xx.xx.pdf?context=bWFzdGVyfHJvb3R8MTUwMTQ2fGFwcGxpY2F0aW9uL3BkZnxoMzgvaDU5Lzg5MTc1MzM4MTg5MTAucGRmfGVjMTU1ZjUxZmU3OGNhNGZiODgwNTRlNDhkMzk5YjlkNDQzMTBkMjA2YTBhOGRmZTFlMTE0NzI3MjY0NjA0ZTM))
2. Code of Federal Regulations, 37 CFR 201.40
   · xx.xx CFR xx.xx includes a scoped medical-device diagnosis, maintenance, and repair exemption from specified copyright-access prohibitions. ([copyright.gov](https://copyright.gov/title37/xx.xx/37cfr201-xx.xx.html))

4.4.2.2. Support withdrawal reduces the certainty of lifecycle extension

A lifecycle category is not a guarantee of continuing support. Philips' April 2024 terms permit qualified repair efforts after its defined End of Life date but remove the uptime guarantee and new hardware or software fixes, with termination possible under stated conditions. ■■■■■ ■■■■■■■ ■■■■■■■■■■ ■■■■■■■ ■■■■■ ■■■■■■■■■■■■■■■■■■■■■■ ■■■■■■■ ■■■■■ ■■■■■■■■■ ■■ ■■■■■■■■■■■ ■■■■■■■■ ■■■■■■ ■■■■ ■■■■■ ■■ ■■■■■■■■ ■■■■■ ■■■■■■■■■ ■■■■■■■ ■■■■■■■■■■■ ■■■■■■ ■■■■■■■■■■■■ ■■■■■■■ ■■■■■■ ■■■■■■ ■ ■■■■■■■■ ■■■■■■■■■■ ■■■ ■■ ■■■■ ■■■■■■■■■■■■ ■■■■■■ ■■■■■■■ ■■ ■■■■■■■■■■ ■■■■■■■■■■■

Sources & Evidence

1. Flexible Multi-Vendor Medical Imaging Equipment Service
   - The service page advertises support for aging equipment after OEM support ends; it does not establish a specific model commitment. ([blockimaging.com](https://www.blockimaging.com/service))
2. Philips Standard Terms and Conditions of Service, Revision 23, April 2024
   - The End of Life clauses condition continued repair on parts and trained personnel and permit termination under specified serviceability conditions. ([usa.philips.com](https://www.usa.philips.com/c-dam/b2bhc/us/terms-conditions/general-customer-service-terms-and-condition-service-terms-and-conditions-rev23-final040824.pdf))

4.4.2.3. Financial constraints coexist with interruption risk retained by buyers

Buyer budget pressure does not disappear when a contract transfers repair obligations. RadNet identifies reimbursement pressure as a business risk, while Block Imaging's published Critical Component Agreement excludes specified consequential losses, including lost revenue. [redacted]

Sources & Evidence

1. Critical Component Agreement Terms and Conditions
   - The published terms exclude consequential damages including lost revenues or profits; coverage therefore does not establish transfer of all interruption consequences. ([blockimaging.com](https://www.blockimaging.com/terms/pscca-c7))
2. RadNet, Inc. 2024 Annual Report on Form 10-K
   - The disclosed reimbursement risk supports a conditional buyer-finance constraint; it does not prove maintenance-coverage reductions. ([radnet.com](https://www.radnet.com/files/corporate/assets/investor-relations/Radnet%2010K%xx.xx%20Document.pdf))

4.4.3. Key Opportunities

4.4.3.1. Supporting retained engineering with an executable service boundary

[redacted] GE HealthCare's Unite offering evidences this route, but leaves on-site and planned-maintenance labor outside included coverage. Capture requires eligible assets and staffed retained work; a labor-inclusive alternative is preferable when those responsibilities cannot be executed.

Sources & Evidence

1. Unite In-House Service Solutions
   - GE HealthCare advertises Unite support for in-house teams; included coverage excludes on-site and planned-maintenance labor. ([gehealthcare.com](https://www.gehealthcare.com/en/services/unite-in-house))

4.4.3.2. Closing component-service gaps without implying whole-system coverage

Ultrasound operators and lead maintenance providers can address an accepted probe obligation through Innovatus Imaging's depot and loaner proposition. ■■■ ■■■■■■■■■■■ ■■ ■■■■■■■ ■■■■■■■■■ ■■■■■■■■■■■ ■■■■■■■■■■■ ■■ ■■■■■■■■■■ ■■■■■■ ■■■■■■■■■ ■■■■■■■■■■■ ■■■ ■■■■■■■■■ ■■■■■■■■■■■■ It is unsuitable as a substitute for unassigned whole-system maintenance or an unconditional interruption guarantee.

Sources & Evidence

1. Ultrasound Probe Repair & Loaners
   · Innovatus Imaging advertises shipped ultrasound-probe repair and coordinated loaners, establishing a component-service offering. ([innovatusimaging.com](https://innovatusimaging.com/ultrasound-probes/ultrasound-probe-repair-loaners/))
2. Innovatus Imaging Depot Repair Terms and Conditions, Valid June 8, 2022
   · Innovatus' published depot terms condition a requested loaner on stock and require acceptance of repair quotations. ([innovatusimaging.com](https://innovatusimaging.com/wp-content/uploads/2026/xx.xx/Innovatus-Imaging-Depot-Terms-and-Conditions-CURRENT.pdf))

4.4.3.3. Contracting for accepted nuclear and hybrid system responsibility

Nuclear and Hybrid Imaging buyers can seek a lead accepting the complete installed configuration rather than coordinate loosely matched modality services. ■■■■■■■■ ■■■■■■■■■ ■■■■■ ■■■■■■■ ■■■ ■■■■■■ ■■■■■■■■ ■■■■■■■ ■■■■■■■■■■■■■■■■■ ■■■■■■■■■■■■■ The unmet condition is explicit system-boundary and escalation acceptance; category participation alone does not establish coverage for every hybrid configuration.

Sources & Evidence

1. Service Programs - Catalyst MedTech
   · Catalyst MedTech explicitly names SPECT, SPECT/CT, PET, PET/CT, and CT and offers annual and narrower service programs. ([catalystmedtech.com](https://catalystmedtech.com/service/service-programs/))

4.4.3.4. Using evidenced local representation for bounded manufacturer entry

■■■■■■■■■■■■ ■■■ ■■■■■■■■ ■■■■■■■■■■■■ ■■■■■■■ ■■■■■■■■■ ■■■ ■■■ ■■■■■■■ ■■■■■■■ ■■■■■■■■■■■■ ■■■■■■■ ■■ ■■■■■■■■■■ ■■■■■■■■■■■ ■ ■■■■■■■■ ■■■■■ ■■■■■■■■■■■■

Capture depends on agreed assets, territories, access, escalation, and applicable local qualifications. The route trades direct control for an existing service interface and should be deferred where appointment or equipment-specific delivery remains unaccepted.

Sources & Evidence

1. Diagnostic Imaging Accreditation Scheme
   · DIAS qualifications attach to the serviced equipment and relevant servicing jurisdiction, conditioning a manufacturer's regional representation arrangement. ([safetyandquality.gov.au](https://www.safetyandquality.gov.au/accreditation/diagnostic-imaging-accreditation-scheme))

2. Medical Equipment Servicing Australia | ParagonCare
   · ParagonCare advertises manufacturer service representation and maintenance across Australia and New Zealand. ([paragoncare.com.au](https://paragoncare.com.au/services/service-maintenance/))

4.4.4. Key Challenges

4.4.4.1. Permissible parts sourcing must satisfy the buyer's contract

Parts availability and buyer acceptance are separate fulfillment conditions. ■■■ ■■■■■■ ■■■■■■■ ■■■■■■■■■■ ■■■■■■■■■ ■■■■■■■■■■■■ ■■■■■■■■ ■■■■■ ■■■■■ ■■■■■■■■■ ■■■ ■■■■■■■■■ ■■■■■■■■■■■ ■■ ■■■■■■ ■■■■■■ ■■■■■■■■■■■■ ■■ ■■■ ■■■■■■■ ■■■■■■■ ■■■ ■■■■■■■■■■■■ ■■■ ■■■■■■■■■ ■■ ■■■■■■■■■■■ ■■■ ■■■■■■ ■■ ■■■■■■■■■ ■■■■■■■ ■■■■■■■ ■■■■■■ ■■■■■■■■■■■ ■ ■■■■■■■■ ■■■■■■ ■■■■■ ■■ ■■■■■■■■■ ■■■■■■■■■■■ ■■ ■■■■■■■■■■■■■ ■■■■■■■■■■■ The commercial task is to agree permissible sourcing categories and documentation responsibilities before committing to coverage, while preserving an alternative when the proposed part is not accepted.

Sources & Evidence

1. Appendix 3: Framework Agreement Specification-Maintenance, Repair and Calibration of Medical Equipment
   · The specification requires prior agreement and records for identified alternative or reused parts, traceability for specified OEM reused parts, and prohibits certain non-OEM reused categories. ([sccl.nhs.uk](https://www.sccl.nhs.uk/wp-content/uploads/2023/xx.xx/Maintenance-Appendix-xx.xx-Framework-Specification.pdf))

4.4.4.2. Local qualification and continuity arrangements constrain fulfillment

A service portfolio does not establish a locally executable response. Queensland Health has a specific licensing route for radiation use during servicing, calibration, and related activities. ■■■■■■■■■■■ ■■■■■■■■■ ■■■■■■■■■ ■■■■■ ■■■■■ ■■■■ ■■■■■■■■ ■■■■■■■■■■■ ■■ ■■■■■■ ■■■■■ ■■■■■■■■ ■■■■■■ ■■■■■■■■■ ■■■■■■■■■■■ ■■ ■■■■■■■ ■■■■■■■ ■■■ ■■■■■ ■■■■■■■■ ■■■■■■ ■■■■■■ ■■■■■■ ■■■■■ ■■■■■■■■■■■■■■ ■■■■■■■■ ■■■■■■■■■■■■■■■ ■■■ ■■■ ■■■■■■■■■■■■ ■■ ■■■■■■■■■■ ■■■■■■■■■■■■ ■■■■■■ ■■■■■■■■■■■ ■ ■■■■■■■■ ■■■■■■■■ ■■ ■■■ ■■■■■■■■■■■■ ■ ■■■■■■■■■■■ ■■■■■■■■ ■■■■■■■■■■■■ ■■■■ ■■■■■■■■ ■■■■■■■■ ■■ ■■■■■■■■■■ ■■ ■ ■■■■■■■■■■■■ ■■■■■■■■■■■

Sources & Evidence

1. Innovatus Imaging Depot Repair Terms and Conditions
   · The loaner clause expressly depends on stock, supporting a continuity-verification requirement rather than an unconditional loaner promise. ([innovatusimaging.com](https://www.innovatusimaging.com/wp-content/uploads/2022/xx.xx/Innovatus-Imaging-Depot-Terms-and-Conditions-CURRENT.pdf))
2. Compliance Testing, Servicing and Calibration
   · Queensland Health specifies a radiation-use licensing route for compliance testing, servicing, and calibration, including qualifications and apparatus details. ([health.qld.gov.au](https://www.health.qld.gov.au/system-governance/licences/radiation-licensing/apply/licences/testing))

4.4.4.3. Connected maintenance requires explicit IT and service accountability

Remote Service requires responsibilities beyond the maintenance provider's advertised capability. Siemens Healthineers conditions cybersecurity services on software status and limits availability by country, modality, and version. ■■■■■ ■■■■■■■■■ ■■■■■■■■ ■■■■■■■■■ ■■■■■■■■■ ■■■■■■■ ■■■ ■■■■■■■■ ■■■■■■■■■■■■■■■ ■■■ ■■■■■■■■■■■■ ■■■■■■■■■■■■■■■■■ ■■■■■ ■■■■■■■■■■ ■■■■■■■■ ■■■■ ■■■■■■■■■■■ ■■■■■■ ■■■ ■■■■■■■■■ ■■■■■■ ■■■■■ ■■■ ■■■■ ■■■■■■■■■■■■ ■■■■■■■■■ ■■■■■■■■ ■■■■■■■■ ■■■ ■■■■■■■■ ■■■■■■■■■ ■■■■■■■■■ ■■■■■■■■ ■■ ■■■■■■■■■■ ■■ ■■■ ■■■■■ ■■■■■■■■■■ ■■■■■■■■■■■ ■■■■ ■■■ ■■■■■■■■ ■■■■■■ ■■ ■■■■■■■■ ■■■■■■■■ ■■■■■■ ■■■■■■ ■■ ■■■■■■■■■■■

Sources & Evidence

1. Critical Component Agreement Terms and Conditions
   · Remote-connection clauses assign customer network-support and access responsibilities and specify provider data safeguards. ([blockimaging.com](https://www.blockimaging.com/terms/pscca-c7))
2. Cybersecurity Services
   · The offering's eligibility and connection conditions support verification of software status and local availability before connected-service reliance. ([siemens-healthineers.com](https://www.siemens-healthineers.com/at/services/customer-services/uplift-services/cybersecurity-services))

4.4.4.4. Hybrid-system coverage needs explicit boundaries and lead responsibility

■■■■■■■■■ ■■■ ■■■■■■■■■ ■■■■■■■ ■■■■■■■■ ■■■ ■■■■■■ ■■■■■■■■■■■■■■■ ■■■■■■■ ■■■■■■■ ■■■■■■■■■■■ ■■■■■■■■■■■■ ■■■■■■■■■■■ ■■■■ ■■■■■■■■■■■■■■■■■■■■ ■■ ■■■■■■■■■ ■■■■■■ ■■■ ■■■■■■■ ■■■■■■■ ■■■■■■■■■■■■■■ ■■■■■■■■■■ ■■■■■■■■■■ ■■■■■■ ■■■ ■■■■■■■■■■■■■■■■■ ■■■■■■■■■■ ■■■■■ ■■■■■■■■■ ■■■■■■■■■ ■■■■■ ■■■■■ ■■■■■■■■■ ■■■■■■■■■■■■■■■■■ ■■■ ■■■■■■■■ ■■■■■■■■■■■■■■ These are different commercial scopes. A buyer should identify a lead responsibility for the covered system and document interfaces between suppliers; component coverage must not be presented as complete Hybrid Imaging maintenance without an express commitment.

Sources & Evidence

1. Innovatus Imaging Depot Repair Terms and Conditions
   · The terms concern ultrasound-probe and MRI-coil transactions, establishing a component-specific scope rather than whole hybrid-system coverage. ([innovatusimaging.com](https://www.innovatusimaging.com/wp-content/uploads/2022/xx.xx/Innovatus-Imaging-Depot-Terms-and-Conditions-CURRENT.pdf))
2. Appendix 3: Framework Agreement Specification-Maintenance, Repair and Calibration of Medical Equipment
   · The equipment lots expressly include hybrid systems and nuclear-medicine equipment, supporting their distinct system-level commercial scope. ([sccl.nhs.uk](https://www.sccl.nhs.uk/wp-content/uploads/2023/xx.xx/Maintenance-Appendix-xx.xx-Framework-Specification.pdf))

4.5. Porter's Five Forces Analysis

Rivalry is equipment- and obligation-specific. Philips advertises maintenance of non-Philips imaging products, while Block Imaging advertises multi-vendor service. ▪▪▪▪▪▪▪▪▪▪▪▪▪▪▪▪▪▪▪▪▪▪ ▪▪▪▪▪▪▪ ▪▪▪ ▪▪▪▪▪▪▪▪▪▪▪ ▪▪▪▪▪▪▪ ▪▪▪▪▪▪▪▪▪ ▪▪▪▪▪▪▪▪▪ ▪▪▪ ▪▪▪▪▪▪▪▪▪▪▪ ▪▪ ▪▪▪ ▪▪▪▪▪▪▪▪ ▪▪▪▪▪▪▪▪▪▪ ▪▪▪ ▪▪▪▪▪▪▪▪ ▪▪▪▪▪▪▪▪▪ ▪▪▪▪▪▪▪▪▪▪ ▪▪▪▪▪▪▪▪▪ ▪▪▪▪▪▪▪ ▪ ▪▪▪▪▪ ▪▪▪▪▪▪▪ ▪ ▪▪▪▪▪▪▪▪▪▪ ▪▪▪▪▪▪▪▪▪▪ ▪▪▪▪ ▪▪▪▪ ▪▪▪▪▪▪▪▪▪▪ ▪▪▪▪▪▪▪ ▪▪▪▪▪ ▪▪▪ ▪▪▪▪ ▪▪▪▪▪▪▪ ▪▪▪▪▪▪▪ ▪▪▪▪▪ ▪▪▪▪▪▪▪▪▪▪▪▪ ▪▪▪ ▪▪▪▪▪▪▪▪▪▪▪▪ ▪ ▪▪▪▪▪ ▪▪▪▪▪▪▪▪▪▪▪▪ ▪▪▪▪▪▪ ▪▪▪▪ ▪▪▪ ▪▪▪▪▪▪▪▪▪▪ ▪▪▪▪▪▪▪▪▪▪ ▪▪▪▪▪▪▪▪▪▪▪▪

Supplier bargaining power can arise from controlled service access rather than equipment ownership alone. GE HealthCare's published General Service Package license restricts use to identified equipment and a facility and limits transfer and sublicensing. ▪▪▪▪▪ ▪▪▪▪ ▪▪▪▪▪▪▪▪▪ ▪▪▪▪ ▪▪▪▪ ▪▪▪▪▪▪▪▪▪ ▪▪▪▪▪▪▪▪▪▪▪▪▪ ▪▪▪▪▪▪▪▪▪▪▪ ▪▪▪▪▪▪▪▪▪▪▪▪▪ ▪▪▪▪▪▪▪▪▪▪▪▪▪ ▪▪▪▪ ▪▪▪ ▪▪▪▪▪▪▪▪▪▪▪▪▪▪▪▪▪▪▪ ▪▪▪▪▪▪▪ ▪▪▪▪▪▪▪▪ ▪▪▪ ▪▪▪▪▪▪▪▪ ▪▪▪▪▪▪▪▪▪ ▪▪▪▪▪▪▪▪▪ ▪▪▪▪▪▪ ▪▪▪▪▪▪▪▪▪▪▪ ▪▪▪▪▪ ▪▪▪▪▪▪▪▪▪▪ ▪▪▪▪▪ ▪▪▪▪▪▪▪▪▪ ▪▪▪▪ ▪▪▪▪▪▪▪▪▪▪▪▪ ▪▪▪▪▪▪▪ ▪▪▪ ▪▪▪▪▪▪▪▪▪▪▪▪▪▪▪ ▪▪▪ ▪▪ ▪▪▪ ▪▪▪▪▪▪▪▪▪ ▪▪▪▪ ▪▪ ▪▪▪▪▪▪▪▪ ▪▪▪▪▪▪▪▪▪▪▪▪ ▪▪ ▪▪▪ ▪▪▪▪ ▪▪▪▪▪▪▪▪▪ ▪▪▪▪▪▪▪▪▪

Buyer leverage is shaped by the purchasing route and the breadth of responsibility being purchased. The East of England Collaborative Procurement Hub's Managed Neutral Vendor Services framework requires mini-competition for contract awards and includes maintenance within broader managed services. ▪▪▪▪▪▪▪▪▪▪▪ ▪▪▪ ▪▪▪▪▪▪▪ ▪▪▪ ▪▪▪▪▪▪▪ ▪▪▪▪▪▪▪ ▪▪▪▪▪▪ ▪▪▪▪▪▪▪▪ ▪▪▪▪▪▪▪▪▪▪ ▪▪▪▪▪ ▪▪▪▪▪▪▪▪ ▪▪▪▪▪▪▪▪ ▪▪▪▪▪▪▪ ▪▪ ▪▪▪▪▪▪ ▪▪▪▪▪▪▪▪▪▪▪ ▪▪▪▪▪▪▪ ▪▪ ▪▪▪▪▪▪▪▪▪▪ ▪▪▪▪▪▪▪▪ ▪▪▪▪▪▪▪▪▪ ▪▪▪▪▪▪▪▪▪▪▪▪▪ ▪▪ ▪▪▪▪▪▪▪ ▪▪▪▪▪▪▪▪▪▪ ▪▪▪ ▪▪▪▪▪▪▪▪ ▪▪ ▪▪ ▪▪▪▪▪ ▪▪ ▪▪▪▪▪▪▪▪▪▪ ▪▪▪▪▪▪▪▪▪▪▪▪▪ ▪ ▪▪▪▪▪▪▪▪▪▪▪▪▪▪▪ ▪▪▪▪▪▪▪▪ ▪▪▪▪ ▪▪▪▪▪▪▪▪▪▪ ▪▪▪▪▪▪▪▪ ▪▪ ▪▪▪ ▪▪▪▪ ▪▪▪ ▪▪▪▪▪▪▪▪▪▪ ▪▪▪▪▪▪▪▪▪▪ ▪▪▪▪▪▪ ▪▪ ▪▪▪▪▪▪▪▪▪▪▪▪ ▪▪▪▪▪▪▪▪ ▪▪ ▪▪▪▪▪▪▪▪▪ ▪▪▪▪▪▪▪▪▪ ▪▪▪▪▪▪▪▪▪▪▪▪▪▪ ▪▪▪▪▪▪▪▪▪▪▪▪▪▪

Substitutes primarily change who performs or finances maintenance rather than remove the need for it. GE HealthCare's Unite offering supports in-house teams, and Innovatus Imaging advertises depot repair with loaners for ultrasound probes. ▪▪▪▪▪▪ ▪▪▪▪▪▪▪▪▪▪▪ ▪▪▪▪▪▪▪▪ ▪▪▪ ▪▪▪▪▪▪▪ ▪▪▪▪ ▪▪▪▪▪▪▪▪▪▪ ▪▪▪▪▪▪▪▪ ▪▪▪▪▪ ▪▪▪▪ ▪▪▪▪▪▪▪▪ ▪▪▪▪▪▪▪▪▪▪ ▪▪▪ ▪▪▪▪▪▪▪ ▪▪▪ ▪▪▪▪▪▪▪▪▪ ▪▪▪▪▪ ▪▪▪▪▪▪▪ ▪▪▪ ▪▪▪▪▪▪▪▪ ▪ ▪▪▪▪▪▪▪▪▪ ▪▪▪▪▪▪▪▪▪ ▪▪▪▪▪▪▪▪ ▪▪▪▪▪▪▪▪▪▪ ▪▪▪▪▪▪▪▪▪▪▪▪ ▪▪▪▪▪▪▪▪ ▪▪▪ ▪▪▪▪▪ ▪▪▪▪▪▪▪▪▪▪ ▪▪▪▪▪▪▪▪▪▪▪ ▪▪ ▪ ▪▪▪▪▪▪▪▪ ▪▪▪▪▪▪▪▪ ▪▪▪▪▪▪▪▪▪▪▪▪ ▪▪▪▪ ▪▪ ▪▪▪▪▪▪▪▪▪▪ ▪▪▪▪▪▪▪▪▪▪ ▪▪▪▪▪▪▪▪▪▪ ▪▪ ▪▪▪▪▪▪▪▪▪▪▪▪ ▪▪▪▪▪ ▪▪▪▪▪▪ ▪▪▪▪▪▪ ▪▪▪▪▪▪▪▪▪ ▪▪▪▪▪▪▪▪▪▪▪▪▪ ▪▪▪▪▪▪▪▪▪ ▪▪▪ ▪▪▪▪▪▪▪▪▪▪ ▪▪▪▪▪▪▪▪▪▪▪▪▪▪▪▪ ▪▪▪▪▪ ▪▪▪ ▪▪▪▪▪▪▪

Sources & Evidence

1. Flexible Multi-Vendor Medical Imaging Equipment Service
   - The advertised multi-vendor offering supports a conditional comparison with manufacturer businesses offering cross-vendor service. ([blockimaging.com](https://www.blockimaging.com/service))
2. Diagnostic Imaging Accreditation Scheme
   - Documented qualification requirements support an entry-condition interpretation, not OEM exclusivity. ([safetyandquality.gov.au](https://www.safetyandquality.gov.au/accreditation/diagnostic-imaging-accreditation-scheme))

3. GE Healthcare General Service Package License Agreement
   · Equipment- and facility-scoped license restrictions support the interpretation that service access can affect bargaining and entry.
   ([services.gehealthcare.com](https://services.gehealthcare.com/medias/GEHCServiceShop-GeneralServicePackageLicenseAgreement-xx.xx.pdf?context=bWFzdGVyfHJvb3R8MTUwMTQ2fGFwcGxpY2F0aW9uL3BkZnxoMzgvaDU5Lzg5MTc1MzM4MTg5MTAucGRmfGVjMTU1ZjUxZmU3OGNhNGZiODgwNTRlNDhkMzk5YjlkNDQzMTBkMjA2YTBhOGRmZTFlMTE0NzI3MjY0NjA0ZTM))
4. Multi-Vendor Services
   · The non-Philips service offering supports overlapping competitive roles without establishing model-by-model equivalence or global availability.
   ([philips.iq](https://www.philips.iq/en/healthcare/services/maintenance-services/healthcare-multi-vendor-services))
5. Ultrasound Probe Repair & Loaners
   · The probe repair and loaner offering supports a bounded depot alternative for removable equipment components.
   ([innovatusimaging.com](https://innovatusimaging.com/ultrasound-probes/ultrasound-probe-repair-loaners/))
6. Unite In-House Service Solutions
   · The in-house support offering establishes a partial alternative to fully outsourced obligations, not proof of buyer readiness. ([gehealthcare.com](https://www.gehealthcare.com/en/services/unite-in-house))
7. Managed Neutral Vendor Services
   · The framework includes maintenance and subcontracting within managed services and requires mini-competition for awards, establishing a purchasing gate rather than delivered activity.
   ([eoecph.nhs.uk](https://www.eoecph.nhs.uk/frameworks/managed-neutral-vendor-services/))

4.6. PESTLE Analysis

Regulatory policy changes the maintenance obligation without imposing a uniform global delivery model. ■■■■ ■■■ ■■■■■■■■ ■■■■■■■■ ■■■■■■■ ■■■ ■■■■■■■■■■ ■■■■■■■■■ ■■■■ ■■■ ■■■■■■■ ■■■■■■■■■■■ ■■■■■■■ ■■ ■■■■■■■■■■ ■■■■■■■■■ ■■■■■■■■■■ ■■■■■■■■■ ■■■■■■■■■■■ ■■■■■■■■■ ■■■■■■■ ■■■■■■■■■■■■■ ■■■■■■ ■■■■■■■■ ■■■■■■■■■ ■■■■■■■■■ ■■■ ■■■■■■■■■■■ ■■■■■■■■■ ■■■■■ ■■■ ■■■■■■■■■■■ ■■■■ ■■■■■■ ■■■■■■■■■■■■■■■■■■■■■■■ ■■■■■■■■■ ■■■■■■■■■ ■■ ■ ■■■■■■■■■■ ■■■■■■■■■■ ■■■■■ ■■■■■■■■■■ ■■■ ■■■ ■■■■■■■■■■■■■■■■■ The FDA's May 2024 servicing and remanufacturing guidance also distinguishes activities with different regulatory responsibilities; a maintenance contract should not assume that every proposed equipment change remains ordinary servicing.

Trade and macroeconomic exposure enter the market through parts-dependent fulfillment. GE HealthCare's 2025 annual report describes tariff effects on its company-wide results and identifies currency volatility, inflation, and trade restrictions as business risks. ■■■■ ■■■■■■■■ ■ ■■■■■■■■■■■ ■■■■■■■■ ■■■■■■■■■■■ ■■■ ■ ■■■■■■■■■■■■■■■■■■■■■ ■■■■■■ ■■■■■■■■■ ■■■■■■■■■ ■■■■■■■■ ■■■■■ ■■■■■■■■■■■ ■■■■■■ ■■■■■■■■■ ■■■■■■■■ ■■■■■■■■■■■ ■■■ ■■■■■■■■■■■■■■ ■■■ ■■■■■■■■■■■■■■ ■■■■■ ■■■■■■ ■■■■■■■■■■ ■■ ■■■■■■■■■ ■■■■■■ ■■■■■■ ■■■■■■■■■■■ ■■ ■■■■■■■■■■■ ■■ ■■■■■■■■■■■ ■■■■■■■■ ■■■■■■■■■■ ■■■■ ■ ■■■■■■■■■■ ■■■■■■■■■ ■■ ■■■■■■■■ ■■■■■■■■■■■■

Patent rights, software copyright, and contractual access are separate commercial questions. In its 2017 Impression Products decision, the U.S. ■■■■■■■ ■■■■■ ■■■■ ■■■■ ■■ ■■■■■■■■■■ ■■■■ ■■■■■■■■ ■■■■■■ ■■■■■■ ■■ ■■■ ■■■■■■■■■■ ■■■■ ■■■■■ ■■■■ ■■■■■■■■■ ■■■■■■■■■■■■ ■■■■ ■■■■■■■ ■ ■■■■■■■■■■■■■■ ■■■■■■ ■■■■■■■■■ ■■ ■■■■■■■ ■■■■■■■■■■■■■■■

[redacted] Patient continuity makes the endpoint of a maintenance commitment important. [redacted] Procurement should distinguish physical repair, security support, and the facility's authorization to resume clinical use rather than treating them as a single uptime promise.

Environmental considerations affect responsibility allocation rather than proving that continued operation is always preferable to replacement. [redacted] Lifecycle extension is unsuitable when serviceability or clinical acceptability cannot be maintained; an environmental objective does not override those conditions.

Sources & Evidence

1. FDA Issues Final Guidance to Clarify "Remanufacturing" of Devices that Need Maintenance or Repair
   · The FDA announced final remanufacturing guidance on May xx.xx 2024, explaining that servicing and remanufacturing have different regulatory implications. ([fda.gov](https://www.fda.gov/news-events/press-announcements/fda-issues-final-guidance-clarify-remanufacturing-devices-need-maintenance-or-repair))
2. Diagnostic Imaging Accreditation Scheme
   · The servicing standard requires records and qualified servicing; its note allows frequency deviation supported by a documented rationale. ([safetyandquality.gov.au](https://www.safetyandquality.gov.au/accreditation/diagnostic-imaging-accreditation-scheme))
3. Managing Medical Devices, January 2021
   · The service-contract guidance includes disposal of obsolete devices, parts, and waste among responsibilities to specify; it does not establish an equipment-specific environmental benefit. ([assets.publishing.service.gov.uk](https://assets.publishing.service.gov.uk/media/6089dc938fa8f51b91f3d82f/Managing_medical_devices.pdf))
4. MQSA Alternative Standard #6: Conducting the Mammography Equipment Evaluation After a Software Upgrade Under Medical Physicist Oversight
   · The evaluation requirement establishes a distinct clinical-use milestone for applicable changes; it is not a requirement for every repair. ([fda.gov](https://www.fda.gov/radiation-emitting-products/regulations-mqsa/mqsa-alternative-standard-xx.xx-conducting-mammography-equipment-evaluation-after-software-upgrade-under))
5. Cybersecurity Services
   · Cybersecurity services are not promised for every country, modality, or software version, supporting separation of physical repair from eligible security support. ([siemens-healthineers.com](https://www.siemens-healthineers.com/at/services/customer-services/uplift-services/cybersecurity-services))

6. Hospital Equipment Maintenance Requirements
   · The imaging exception supports the jurisdiction-specific comparison with Australia's documented-rationale provision, not a global rule. ([cms.gov](https://www.cms.gov/Medicare/Provider-Enrollment-and-Certification/SurveyCertificationGenInfo/Policy-and-Memos-to-States-and-Regions-Items/Survey-and-Cert-Letter-xx.xx-xx.xx))
7. Code of Federal Regulations, 37 CFR 201.40
   · The exemption addresses software-access restrictions; the regulation does not itself establish commercial supply commitments for service resources. ([copyright.gov](https://copyright.gov/title37/xx.xx/37cfr201-xx.xx.html))
8. GE HealthCare 2025 Annual Report
   · GE HealthCare's 2025 annual report describes company-wide tariff effects and identifies inflation, currency volatility, and trade restrictions as risks; maintenance-specific effects remain an inference. ([investor.gehealthcare.com](https://investor.gehealthcare.com/static-files/a22918ce-992d-xx.xx-b36e-f458c583e64e))
9. Impression Products, Inc. v. Lexmark International, Inc., Supreme Court Opinion, May 30, 2017
   · The May xx.xx 2017 Impression Products opinion establishes patent exhaustion following an authorized sale of the particular item, distinct from other contractual rights. ([supremecourt.gov](https://www.supremecourt.gov/opinions/16pdf/xx.xx-1189_ebfj.pdf))

4.7. Market Outlook

[redacted] Requirements such as CMS hospital maintenance guidance sustain work that must be performed, while offerings such as Ergéa Group's standalone or bundled maintenance preserve different purchasing boundaries. Operators can retain selected responsibilities, consolidate them, or purchase narrowly defined interventions when the remaining work has an accountable owner.

[redacted] Lifecycle provisions illustrate that these endpoints can diverge. Staffing changes, revised asset schedules, support notices, and accepted contractual commitments are therefore more useful turning points than portfolio announcements alone.

Sources & Evidence

1. Philips Standard Terms and Conditions of Service, Revision 23, April 2024
   · Philips' April 2024 terms condition post-End-of-Life repair on parts and trained personnel, remove the uptime guarantee and new fixes, and permit termination under stated conditions. ([usa.philips.com](https://www.usa.philips.com/c-dam/b2bhc/us/terms-conditions/general-customer-service-terms-and-condition-service-terms-and-conditions-rev23-final040824.pdf))
2. Hospital Equipment Maintenance Requirements
   · The hospital maintenance obligation provides a supported premise for continuing service needs, independently of the chosen delivery relationship. ([cms.gov](https://www.cms.gov/Medicare/Provider-Enrollment-and-Certification/SurveyCertificationGenInfo/Policy-and-Memos-to-States-and-Regions-Items/Survey-and-Cert-Letter-xx.xx-xx.xx))

3. Diagnostic Imaging Maintenance - Ergéa UK
   · Ergéa Group's UK and Ireland offering permits standalone maintenance or a broader transformation relationship.
   ([ergeagroup.com](https://ergeagroup.com/uk/maintenance-services/diagnostic-imaging-maintenance/))

4.7.1. Near-Term Market Outlook (0-2 Years)

For 2026-2027, an actionable opportunity is removing avoidable contracting friction without changing the required service obligation. ■■■■■ ■■■ ■■■■ ■■ ■■■■■■ ■■■■■■■■■■ ■■■■■■■■■■ ■■■■■■ ■■■■■ ■■■■■■■■■■■ ■■■■■ ■■■■ ■■■■ ■■■■■■■ ■■■■■■■ ■■ ■■■■■■■■ ■■■■ ■■■■■■■■■ ■■■■■ ■■■■■■ ■■■■ ■■■ ■■■■■ ■■■■ ■■■■■■■■ ■■■■■■■ ■■■ ■■■■■■ ■■■■■■ ■■■■■ ■■■■■■ ■■■■■■■■■■■ ■■■■■■■■■■■ ■■■ ■■■■■■■■ ■■■■■■■■■■■ ■■■■■■ ■■■■■■■■ ■ ■■■ ■■■■■■■■■■■ ■■■■■■■■■■■■ Suppliers should distinguish a relevant purchasing route from an award before assigning delivery resources.

■■■■■■■■ ■■■ ■■■■■■■■ ■■■■■■■■■■■ ■■■■■■ ■■■■■■■■■■ ■ ■■■■■■■■ ■■■■■■■■■■■ ■■■■■■■■■ ■■■ ■■■■■■■■■ ■■■ ■■■■■■■■■■■■■ ■■■■■■■■ ■■■ ■■■■■■■■■■■■■ ■■■■■■ ■■■ ■■■■■■ ■■ ■■■■■■■■■ ■■ ■■■■■■■ ■■ ■■■■■■■■ ■■■■ An accepted asset schedule, successor access, responsibility for open work, and delivery of records are useful near-term milestones. Where those conditions remain unsettled, preserving executable incumbent coverage or a bounded interim arrangement is preferable to an unsupported wholesale switch.

Sources & Evidence

1. Appendix 3: Framework Agreement Specification-Maintenance, Repair and Calibration of Medical Equipment
   · The NHS specification requires service-record access and return of service histories on request at contract end.
   ([sccl.nhs.uk](https://www.sccl.nhs.uk/wp-content/uploads/2023/xx.xx/Maintenance-Appendix-xx.xx-Framework-Specification.pdf))
2. High-Tech Medical Equipment: VA Has Opportunities to Improve Its Acquisition of Maintenance Services
   · GAO's May 2026 review identifies duplicated contracting where base-contract maintenance ordering was available, while noting that not every base contract offered maintenance.
   ([gao.gov](https://www.gao.gov/assets/gao-xx.xx-xx.xx.pdf))

4.7.2. Medium-Term Market Outlook (3-5 Years)

For 2028-2029, connected maintenance should be judged by accountable intervention rather than monitoring coverage alone. Guardian's human-supported response model makes this a credible contracting question, but does not establish a proposed site's incremental continuity benefit. ■■■■■ ■■■■■■■■■■■■■■■■■■■■■ ■■■■■■ ■■■■■■■ ■ ■■■■■ ■■■■■■■■■■■■■■■■■■ ■■■■■■■■■■■■■ ■■■ ■■■■■■■■■■ ■■■■■■■■■■■ ■■■ ■■■■■■■■■■ ■■■ ■■■■■■■■■■■ ■■■■■■■■■■■■■■ ■■■■■■ ■■■■■■ ■■■■■■ ■■ ■■■■■■■■■■ ■■■■■■■■ ■■■ ■■■■■■ ■■■■■■ ■■■■■■■■ ■■■■■■■■ ■■■■■■ ■■■■■■■■■■ ■■■■■■■■■■ ■■■■■■■■■■ ■■■ ■■■■■■■■ ■■■■■ ■■■■■■■■■■■■■ ■■■■■■■■■■■■■■■■■■■■ ■■■■■■■■■■ ■■■■■■■■■■ ■■■■■■■■■■ ■■■■■■■■■■■■■ ■■■ ■■■■■■■■■■■ ■■■■■■■■ ■■ ■■■ ■■■■■■■■■■ ■■■■■■■■■■

■■■■■■■■■■■ ■■■■■■■■■■■■■ ■■ ■ ■■■■■■■■ ■■■■■■■■■■■ ■■■■■ ■■■■■■■■ ■■■■■■■■■■■■■ ■■■■■■■■ ■■■■■■■■■■■ ■ ■■■■■■■■■■■ ■■ ■■■■■■■■■■ ■■■ ■■■■■■■■■■ ■■■■■ ■■■■■■■■■■■■ ■■■■■■ ■■■ ■■■■■■ ■■■■■■■■■■■■■ ■■■■■■■■■ ■■■■ ■■■■■■■■■■ ■■■ ■■■■■■■■■ ■■■■■■■■■ ■■■ ■■■

[redacted] Separate asset agreements remain preferable where material equipment or support obligations are excluded. The relevant milestone is an accepted contractual schedule, not simply a broader supplier portfolio.

Sources & Evidence

1. Multi-vendor services
   · Philips' cross-vendor service proposition supports evaluating contractual consolidation; it does not establish acceptance of every proposed asset.
   ([usa.philips.com](https://www.usa.philips.com/healthcare/service/healthcare-multi-vendor-services))
2. Siemens Healthineers Guardian Program
   · Guardian's human-supported intervention model supports evaluating response accountability rather than treating monitoring as autonomous repair.
   ([siemens-healthineers.com](https://www.siemens-healthineers.com/en-us/equipment-services/performance-productivity-services/guardian-program))
3. Business Associate Contracts
   · Qualifying HIPAA business-associate relationships require contracts governing protected information, safeguards, subcontractors, and termination.
   ([hhs.gov](https://www.hhs.gov/hipaa/for-professionals/covered-entities/sample-business-associate-agreement-provisions/index.html))

4.7.3. Long-Term Market Outlook (5-10 Years)

For 2030-2032, the decisive dependency is whether physical repair, digital support, and the operator's required continuity remain compatible. [redacted] Continued operation is a conditional option; replacement or another clinical arrangement becomes preferable when an acceptable combined commitment cannot be secured.

[redacted] Suppliers planning beyond it should verify the future ordering route and their continuing obligations before relying on the same channel. Buyers should preserve contractual transition and record access rather than assume either automatic renewal or automatic termination of existing services.

Sources & Evidence

1. Philips Standard Terms and Conditions of Service, Revision 23, April 2024
   · The lifecycle provisions support distinguishing continued repair from the previous contractual and digital-support endpoint.
   ([usa.philips.com](https://www.usa.philips.com/c-dam/b2bhc/us/terms-conditions/general-customer-service-terms-and-condition-service-terms-and-conditions-rev23-final040824.pdf))

2. Managed Neutral Vendor Services
   - The published framework end date is January xx.xx 2030; the record does not establish a successor purchasing route. ([eoecph.nhs.uk](https://www.eoecph.nhs.uk/frameworks/managed-neutral-vendor-services/))
3. Cybersecurity Management Services
   - Siemens Healthineers' cybersecurity-management offering conditions the described support on equipment running its most recent software version. ([siemens-healthineers.com](https://www.siemens-healthineers.com/at/services/customer-services/maintain-equipment-performance/cybersecurity-management-services))

4.8. Go-to-Market Strategy

[redacted] Secure the relevant access and delivery commitments before completing the transition. MHRA's contracting guidance and NHS service-history requirements support treating records and handoff as part of the proposition, not an administrative afterthought.

[redacted] The applicable framework competition remains necessary. Any permitted alternative terms must preserve overarching requirements and be mutually agreed and recorded in the order.

[redacted] Representation supplies an existing local interface but reduces direct control; direct entry is preferable when the manufacturer needs commitments the proposed partner will not accept. No appointment should be treated as permission to maintain every inherited asset.

[redacted] Block Imaging's consequential-loss exclusions

illustrate why repair coverage should not be sold as transfer of every outage consequence. Incumbents should use renewal and asset-change discussions to reconcile these boundaries, while buyers should defer a transition that leaves material work or records without an owner.

Sources & Evidence

1. Diagnostic Imaging Accreditation Scheme
   · Equipment-appropriate training and applicable local licensing require verification before an Australian service appointment.
   ([safetyandquality.gov.au](https://www.safetyandquality.gov.au/accreditation/diagnostic-imaging-accreditation-scheme))
2. Critical Component Agreement Terms and Conditions
   · Block Imaging's Critical Component Agreement excludes specified consequential losses, including lost revenue, illustrating the need to separate coverage from retained interruption exposure.
   ([blockimaging.com](https://www.blockimaging.com/terms/pscca-c7))
3. Managing Medical Devices, January 2021
   · MHRA guidance calls for risk, performance, and cost assessment and specifies service scope, records, subcontracting, response, and loan-device responsibilities.
   ([assets.publishing.service.gov.uk](https://assets.publishing.service.gov.uk/media/6089dc938fa8f51b91f3d82f/Managing_medical_devices.pdf))
4. Appendix 3: Framework Agreement Specification-Maintenance, Repair and Calibration of Medical Equipment
   · The specification establishes documentary and transition obligations that support making record handoff part of entry commitments.
   ([sccl.nhs.uk](https://www.sccl.nhs.uk/wp-content/uploads/2023/xx.xx/Maintenance-Appendix-xx.xx-Framework-Specification.pdf))
5. Managed Neutral Vendor Services
   · The framework lists Ergea UK and Ireland Ltd; admission and a possible specialist relationship do not establish a call-off award.
   ([eoecph.nhs.uk](https://www.eoecph.nhs.uk/frameworks/managed-neutral-vendor-services/))
6. Managed Neutral Vendor Services: Buyers' Guide, August 2026
   · The August 2026 guide preserves overarching framework requirements while permitting mutually agreed alternative terms documented in the order form.
   ([eoecph.nhs.uk](https://www.eoecph.nhs.uk/wp-content/uploads/2026/xx.xx/Managed-Neutral-Vendor-Services-PA-2023-buyers-guide-Aug-2026.pdf))
7. Diagnostic Imaging Maintenance - Ergéa UK
   · The UK maintenance page identifies Ergea UK and Ireland Ltd and advertises in-house engineering, customer care, parts support, and standalone maintenance.
   ([ergeagroup.com](https://ergeagroup.com/uk/maintenance-services/diagnostic-imaging-maintenance/))
8. Medical Equipment Servicing Australia | ParagonCare
   · ParagonCare's OEM Service Partnership provides an evidenced representation route to compare with establishing a manufacturer's own delivery organization.
   ([paragoncare.com.au](https://paragoncare.com.au/services/service-maintenance/))

5. Market Insights

5.1. Consumer Insights & End-User Perspective

[redacted] For Hospitals and Diagnostic Imaging Centers, the buying decision should reconcile clinical scheduling needs, engineering acceptance and records, IT authorization for connected access, and commercial approval. This is a decision model, not evidence that every operator uses the same organizational structure.

Internal capability changes what the buyer needs to purchase. [redacted] Dental Practices and other smaller operators should identify who will perform uncovered work before choosing a limited commitment.

[redacted] Mobile Imaging Operators should additionally confirm the covered location rather than assume obligations follow equipment automatically. These documented conditions explain switching friction without establishing a universal preference for either Manufacturer-Provided Service or Third-Party Service.

Sources & Evidence

1. Critical Component Agreement Terms and Conditions
   - The published Critical Component Agreement restricts customer cancellation and requires consent for assignment.
2. RadNet, Inc. 2024 Annual Report on Form 10-K
   - RadNet's 2024 Form xx.xx-K reports maintenance arrangements with the service arms of its imaging equipment manufacturers.
3. CSD Equipment Sales Terms and Conditions
   - Specified Carestream Dental parts-only extensions leave labor costs and technician coordination with the customer.
4. Managing Medical Devices, January 2021
   - MHRA guidance recommends multidisciplinary device governance and retained in-house expertise to oversee outsourced maintenance.

5. Unite In-House Service Solutions
   · Unite plans support different in-house capabilities; advertised on-site and planned-maintenance labor remains separately billed.
6. Appendix 3: Framework Agreement Specification-Maintenance, Repair and Calibration of Medical Equipment
   · The specification requires service-history records to be returned on request at contract termination.

5.2. Consumer Experience Benchmarking

Maintenance experience should be benchmarked against the purchased endpoint, not the speed of initial contact alone. NHS Supply Chain's specification allows a technical response through telephone support, remote diagnostics, or an attending engineer. [redacted]

Component continuity is a separate benchmark from whole-system availability. Block Imaging's Critical Component Agreement limits coverage to identified components and excludes consequential losses. [redacted]

Sources & Evidence

1. Critical Component Agreement Terms and Conditions
   · Coverage is limited to identified components and excludes consequential losses, including lost revenue.
2. Ultrasound Probe Repair & Loaners
   · Innovatus advertises ultrasound-probe repair and a loaner offering, establishing a component-specific comparison.
3. Philips Standard Terms and Conditions of Service, Revision 23, April 2024
   · The April 2024 uptime provisions apply to quoted equipment and contain defined outage exclusions and remedies.
4. Appendix 3: Framework Agreement Specification-Maintenance, Repair and Calibration of Medical Equipment
   · A technical response under comprehensive cover can be telephone support, remote diagnostics, or an engineer attending.

5.3. Opportunity Mapping

[redacted] Bounded component work or support for an established internal team can

be more accessible than an unrestricted fleet commitment, but neither is automatically more profitable. A broader route becomes preferable when its lead accepts interfaces the buyer cannot manage.

Hospitals retaining engineering personnel can evaluate externally supported internal delivery. GE HealthCare's Unite proposition supplies service-resource access and remote support without including on-site and planned-maintenance labor. ▪▪▪▪▪▪▪▪ ▪▪▪▪▪▪▪▪▪ ▪▪▪▪▪▪▪▪▪▪▪▪ ▪▪▪ ▪▪▪▪▪▪ ▪▪▪▪▪▪▪▪▪ ▪▪▪▪▪▪▪ ▪▪▪▪▪▪▪▪ ▪▪▪▪▪▪▪▪ ▪▪▪▪▪▪▪▪▪▪▪ ▪▪▪ ▪▪▪▪▪▪▪▪▪ ▪▪▪▪▪▪ ▪▪ ▪▪▪▪▪▪▪▪▪ ▪▪▪▪▪▪▪ ▪▪▪ ▪▪▪ ▪▪▪▪▪▪▪▪ ▪▪▪▪▪▪ ▪▪▪ ▪▪▪▪▪▪▪▪▪▪▪▪ ▪▪▪▪▪▪▪▪▪ ▪▪▪▪▪▪ ▪▪ ▪▪▪▪▪▪▪▪▪▪ ▪▪▪▪▪▪▪▪▪▪▪ ▪▪▪▪▪▪▪▪▪▪▪ ▪▪▪▪▪▪ ▪▪▪▪▪▪▪▪▪▪▪ ▪▪▪▪▪▪▪▪▪ ▪▪ ▪▪▪▪▪▪▪▪▪▪ ▪▪ ▪▪▪▪▪▪▪▪ ▪▪▪▪ ▪▪▪ ▪▪ ▪▪▪▪▪▪▪▪▪▪ ▪▪▪▪▪▪ ▪▪▪▪▪▪ ▪▪▪▪▪▪▪▪▪ ▪▪▪▪ ▪ ▪▪▪▪▪▪▪ ▪▪▪ ▪▪▪▪▪▪▪▪ ▪▪▪▪▪▪▪▪▪▪ ▪▪▪▪▪▪▪▪▪ ▪▪▪▪▪▪▪▪▪▪▪ ▪▪▪▪▪▪▪▪▪▪ ▪▪▪▪▪▪▪▪▪▪▪▪▪▪ ▪▪▪▪▪ ▪▪ ▪▪▪▪▪▪▪▪▪▪▪▪

Ultrasound operators and lead maintenance providers can assess a removable-component route through Innovatus Imaging's probe-repair and loaner offering. ▪▪▪ ▪▪▪▪▪▪▪▪▪▪ ▪▪▪▪▪▪▪▪▪▪▪▪ ▪▪ ▪▪▪▪▪ ▪▪▪▪▪▪▪▪▪▪▪ ▪▪▪ ▪ ▪▪▪▪▪▪▪▪ ▪▪▪▪▪▪▪ ▪▪▪▪▪▪▪▪▪▪ ▪▪▪ ▪▪▪▪▪▪▪▪▪▪▪▪ ▪▪▪▪▪▪▪▪▪▪▪▪▪▪▪ ▪▪▪ ▪▪▪▪▪▪▪▪▪ ▪▪▪▪▪ ▪▪▪▪ ▪▪▪▪▪ ▪▪▪ ▪▪▪▪▪▪▪▪▪ ▪▪▪▪▪▪▪▪ ▪▪▪▪▪▪▪▪ ▪▪▪▪▪▪▪▪▪▪▪ ▪▪▪▪▪▪▪ ▪▪▪▪▪▪▪▪ ▪▪▪▪▪▪▪▪ ▪▪▪▪▪▪▪▪▪ ▪▪▪▪▪▪▪ ▪ ▪▪▪▪▪▪▪▪▪▪▪▪▪▪▪▪▪ ▪▪▪▪▪▪▪▪▪▪ ▪▪▪▪▪ ▪▪▪▪▪▪▪ ▪▪▪▪▪▪▪▪▪ ▪▪▪▪▪▪▪▪▪▪ ▪▪▪ ▪▪ ▪▪▪▪▪▪▪▪▪▪ ▪▪▪▪▪▪▪▪▪▪▪ ▪▪▪▪▪▪▪▪▪ Replacement or a broader service arrangement is preferable when those interfaces cannot support the operator's continuity requirement.

Mixed-fleet operators can compare Philips' consolidated cross-vendor service with separate equipment agreements. ▪▪▪▪▪▪▪ ▪▪▪ ▪▪▪▪▪▪ ▪▪▪▪▪▪▪ ▪▪▪▪▪▪ ▪▪▪ ▪▪▪▪▪▪▪▪▪▪▪ ▪▪▪▪▪▪▪ ▪▪▪▪▪▪▪▪ ▪▪▪▪▪▪▪▪▪ ▪▪▪▪▪▪▪▪▪ ▪▪▪▪▪ ▪▪▪▪▪▪ ▪▪▪▪▪▪▪▪ ▪▪▪▪ ▪▪▪▪▪▪▪ ▪▪▪ ▪▪ ▪▪▪▪▪▪▪▪▪ ▪▪▪ ▪▪▪▪▪▪▪▪▪▪ ▪▪ ▪▪▪▪▪▪▪▪▪▪ ▪▪▪▪▪▪ ▪▪▪▪▪▪▪▪▪ ▪▪▪ ▪▪▪▪▪▪▪▪▪▪▪ ▪▪▪▪▪▪▪▪▪▪ ▪▪▪▪▪▪▪ ▪▪▪▪▪▪▪▪▪▪ ▪▪▪▪▪ ▪▪▪▪▪▪▪▪ ▪▪ ▪▪▪▪▪▪▪▪ ▪▪ ▪▪▪▪▪▪▪▪▪▪▪▪▪▪▪▪▪▪▪▪▪ ▪▪▪▪▪▪ ▪▪▪▪▪▪▪ ▪▪▪▪▪▪▪▪▪ ▪▪▪▪ ▪▪▪▪▪▪▪▪ ▪▪▪▪▪▪▪▪▪▪▪▪ ▪▪▪▪▪▪▪▪▪ ▪▪▪▪▪▪ ▪▪▪▪▪▪▪▪▪▪▪▪▪▪ A lead proposal should therefore be preferred only for configurations it expressly accepts, with update and escalation responsibilities documented; separate specialist agreements preserve choice when that commitment is incomplete.

Manufacturers entering Australia or New Zealand can examine ParagonCare's offered service representation instead of immediately creating their own field organization. The contribution is local service and asset support, subject to an equipment-and-territory appointment. ▪▪▪▪▪▪▪▪▪▪▪ ▪▪▪▪ ▪▪▪▪▪▪▪▪▪▪▪▪▪ ▪▪▪▪▪▪ ▪ ▪▪▪▪▪▪▪▪ ▪▪▪▪▪▪▪▪▪▪▪▪ ▪▪▪▪ ▪▪▪▪▪▪ ▪▪ ▪▪▪▪▪▪▪▪▪ ▪▪▪▪▪▪ ▪▪▪ ▪▪▪▪▪▪▪▪▪▪▪▪ ▪▪▪ ▪▪▪▪▪▪ ▪▪▪▪▪▪▪▪▪▪ ▪▪▪▪▪▪ ▪▪▪ ▪▪▪▪▪▪▪▪▪▪ ▪▪▪ ▪▪▪ ▪▪▪▪▪▪▪▪ ▪▪▪▪▪▪▪▪ ▪▪▪▪▪▪▪▪ ▪▪▪▪▪▪▪▪▪▪▪▪▪▪▪▪▪▪ ▪▪▪▪▪▪ ▪▪▪▪▪ ▪▪▪▪▪▪▪▪▪ ▪▪▪▪ ▪▪▪▪▪▪▪▪ ▪▪▪ ▪▪▪▪▪▪▪▪ ▪▪▪▪▪▪▪▪▪▪ ▪▪▪▪▪▪▪▪ ▪▪▪ ▪▪▪▪▪▪▪▪▪▪ ▪▪▪▪ ▪▪▪▪▪▪▪▪▪ ▪▪▪▪▪▪ ▪▪▪▪▪▪▪▪ ▪▪▪ ▪▪▪▪▪▪▪▪▪ ▪▪▪▪▪ ▪▪ ▪▪▪▪▪▪▪▪▪▪▪▪▪▪▪

Managed procurement is accessible through a different gate. The East of England Managed Neutral Vendor Services framework includes maintenance and subcontracting but requires mini-competition within a broader managed obligation. ▪ ▪▪▪▪▪▪▪▪▪▪ ▪▪▪ ▪▪▪▪▪▪▪ ▪▪ ▪▪▪▪▪▪▪▪ ▪▪▪▪▪▪▪▪▪▪▪ ▪▪ ▪▪ ▪▪▪▪▪▪▪▪ ▪▪▪▪▪ ▪▪ ▪▪▪▪▪▪ ▪▪▪ ▪▪▪▪▪▪ ▪ ▪▪▪▪▪▪▪▪▪▪▪ ▪▪

RESEARCH SAMPLE REPORT

[redacted]

Connected maintenance is a conditional service enhancement rather than an established replacement for field capacity. Siemens Healthineers' Guardian offering links monitoring with expert intervention. [redacted]

Sources & Evidence

1. Diagnostic Imaging Accreditation Scheme
   · Australian service-provider qualification remains a separate prerequisite from an advertised regional service partnership. ([safetyandquality.gov.au](https://www.safetyandquality.gov.au/accreditation/diagnostic-imaging-accreditation-scheme))
2. Ultrasound Probe Repair & Loaners
   · The probe-repair and loaner proposition can serve an operator or an expressly allocated component obligation within a broader maintenance relationship. ([innovatusimaging.com](https://innovatusimaging.com/ultrasound-probes/ultrasound-probe-repair-loaners/))
3. CSD Equipment Sales Terms and Conditions
   · Specified Carestream Dental extraoral-imaging parts-only extensions leave labor and technician coordination with the customer; parts-and-labor extensions are separately described. ([carestreamdental.com](https://www.carestreamdental.com/et/company/terms-and-conditions/csd-equipment-sales-terms-and-conditions/))
4. Unite In-House Service Solutions
   · Unite offers service-resource access and remote support, with differentiated parts coverage and retained labor responsibilities. ([gehealthcare.com](https://www.gehealthcare.com/en/services/unite-in-house))
5. Managed Neutral Vendor Services
   · The Managed Neutral Vendor Services framework includes maintenance and subcontracting within wider managed obligations and requires mini-competition. ([eoecph.nhs.uk](https://www.eoecph.nhs.uk/frameworks/managed-neutral-vendor-services/))
6. Multi-vendor services
   · Philips advertises consolidated maintenance for Philips and non-Philips equipment, including identified parts-access channels. ([usa.philips.com](https://www.usa.philips.com/healthcare/service/healthcare-multi-vendor-services))
7. Siemens Healthineers Guardian Program
   · Guardian advertises monitoring, expert review, remote repair, and engineer attendance; these capabilities do not establish a proposed site's incremental continuity benefit. ([siemens-healthineers.com](https://www.siemens-healthineers.com/en-us/equipment-services/performance-productivity-services/guardian-program))
8. High-Tech Medical Equipment: VA Has Opportunities to Improve Its Acquisition of Maintenance Services
   · GAO documents selected VA facilities' maintenance delays involving third-party dependence on manufacturer updates. This is a bounded counterexample, not a global supplier comparison. ([gao.gov](https://www.gao.gov/assets/gao-xx.xx-xx.xx.pdf))

9. HTM Models - Intelas
   · Intelas differentiates fully outsourced on-site teams, field-based staffing, and hybrid hospital-and-outpatient delivery. ([intelashealth.com](https://www.intelashealth.com/htm-models/))
10. Innovatus Imaging Depot Repair Terms and Conditions, Valid June 8, 2022
   · The terms, marked valid June xx.xx 2022, allocate quotation, delivery, and loaner responsibilities rather than providing unconditional continuity. ([innovatusimaging.com](https://innovatusimaging.com/wp-content/uploads/2026/xx.xx/Innovatus-Imaging-Depot-Terms-and-Conditions-CURRENT.pdf))
11. Service Programs - Catalyst MedTech
   · Catalyst's named nuclear and hybrid scope supports configuration-specific consideration, without establishing every hybrid configuration's acceptance. ([catalystmedtech.com](https://catalystmedtech.com/service/service-programs/))
12. Medical Equipment Servicing Australia | ParagonCare
   · The offered contribution includes local service representation and asset-service records; equipment-specific appointment and permission remain separate commercial conditions. ([paragoncare.com.au](https://paragoncare.com.au/services/service-maintenance/))

5.4. Distribution Channel Analysis

Direct and managed channels differ in who controls the purchased maintenance obligation. ■■■■■■■■ ■■■■ ■■■■■■■■■■■■ ■■■■■■■■ ■■■■■■■■■■ ■■■■■■■■■■■■ ■■■■■■■ ■■■ ■■■■■■■ ■■■ ■■■■■■■■■■■ ■■■■■■■■■■ ■■■■■■■■■ ■■ ■■■■■ ■■■■■■■■■■■■ ■■■■■■■■■■■■■■ ■■■■ ■■■■■■■■■ ■ ■■■■■■■■■ ■■■■■■ ■■■■■■■■■■■ ■■■■■■■■■■ ■■■ ■■■■■■■■■ ■■■■■■■ ■■■■ ■■■ ■■■■■■■■■■ ■■■■■■■■■■■ ■■■ ■■■■■ ■■■■■■ Buyers retaining direct supplier relationships preserve equipment-level selection while also retaining coordination between separate agreements.

Framework and Master-Agreement Orders add a distinct procurement gate. ■■■ ■■■■ ■■ ■■■■■■■ ■■■■■■■ ■■■■■■■ ■■■■■■ ■■■■■■■■ ■■■■■■■■■■ ■■■■■■■ ■■■■ ■■■■■■■ ■■ ■■■■■■ ■■ ■■■■■■■ ■■ ■■■■■ ■■■■■■■■ ■■■■■■■■■■■ ■■■ ■■■■■■■■■■■■■■ ■■■ ■■■■■■■■■ ■■■■■■■■■■■■■■■■■■ ■■■ ■■■■■■■ ■■■■ ■■■■■ ■■■■■■■■ ■■■■■■■■■■ ■■ ■■■■■■■■■■■ ■■■■■■■■■■■■ ■■■■■ ■■■■■■■■■■ ■■■■■■■■ ■■■■■■ ■■■■■■■■■■■ ■■■■■ ■■■■■■■■■■ ■■ ■■■ ■■■■■■ ■■■■■■■ ■■■■■■■■■■ ■■■■■■■■■■■■■ ■■■■ ■■■■■■■ ■■■■■■■ ■■■■■■■■■■ ■■■■■■■ ■ ■■■■■■■■■ ■■■■■■■■■■■ ■■■■ ■■■■■■■■■■ ■■■■■■■ ■■■■■■■■ ■■■ ■■■■■■■■■■■■ ■■■ ■■■■■■■■■■■■■■■■■■ ■ ■■■■■■■■■■ ■■■■■■■■■■■■■ ■■■■ ■■■■ ■■■■ ■■■■ ■■■ ■■■■■■■■■■■■■ ■■■■■■■ ■■■■■■■■■■ ■■■■■■■■ Consolidation can reduce contracting interfaces while placing more control with the lead provider.

Depot Repair reaches the buyer through a different fulfillment relationship. Innovatus Imaging advertises shipped ultrasound-probe repair with coordinated loaners. ■■■■ ■■■■■ ■■■ ■■■■■■■■ ■ ■■■■■■■■■■ ■■■■■■■■■■ ■■■■■■■■ ■ ■■■■■■■■■■■■ ■■■■■■■■■■■■■■ ■■■■■■■■■■■■ ■■■ ■■ ■■■■■ ■■■■■■■■■ ■■■ ■■■■■■■■■■■ ■■■■■■■■■■■■ ■■■■■■■ ■■■■■■■ ■■■■■■■■ ■■■■■■■■■■■ ■■■■■■■ ■■■■■■■■■■■■■■ ■■■■■■■■■ ■■■■■■■■■■■■■■■■■ ■■■ ■■■ ■■■■■■■■■■ ■■■■■■■■■■■■■■■ ■■■■■■■■■■■■ ■■■■■■■ ■■■■■■■■ ■■ ■■■ ■■■■■■■

Sources & Evidence

1. Ultrasound Probe Repair & Loaners
   · Innovatus Imaging advertises shipped ultrasound-probe repair and a loaner program with coordinated shipping, supporting a component-specific depot channel rather than complete scanner coverage. ([innovatusimaging.com](https://innovatusimaging.com/ultrasound-probes/ultrasound-probe-repair-loaners/))

2. Managed Neutral Vendor Services
   - The framework runs from January xx.xx 2026, to January xx.xx 2030, includes maintenance and subcontracting within managed services, and requires mini-competition for call-off awards. ([eoecph.nhs.uk](https://www.eoecph.nhs.uk/frameworks/managed-neutral-vendor-services/))
3. Multi-vendor services
   - Philips advertises consolidated service for Philips and non-Philips equipment and identifies parts access through Philips, Dunlee Imaging Components, and AllParts Medical. These are advertised capabilities, not asset-specific contractual acceptance. ([usa.philips.com](https://www.usa.philips.com/healthcare/service/healthcare-multi-vendor-services))
4. Managed Neutral Vendor Services: Buyers' Guide, August 2026
   - The August 2026 guide requires acceptance of overarching framework requirements while allowing alternative terms agreed by both parties and documented in the order form. ([eoecph.nhs.uk](https://www.eoecph.nhs.uk/wp-content/uploads/2026/xx.xx/Managed-Neutral-Vendor-Services-PA-2023-buyers-guide-Aug-2026.pdf))
   - Locally specified purchasing requirements must remain within the overarching framework scope. ([eoecph.nhs.uk](https://www.eoecph.nhs.uk/wp-content/uploads/2026/xx.xx/Managed-Neutral-Vendor-Services-PA-2023-buyers-guide-Aug-2026.pdf))

5.5. Pricing Trend Analysis

[redacted] Fixed Periodic Fees can stabilize the covered commitment without eliminating additional work. Time-and-Materials Pricing and Event-Specific Service retain different expenditure approvals with the buyer; Usage-Based Fees and Hybrid Pricing likewise need explicit billing boundaries rather than assumptions based on their labels.

Published contracts provide mechanisms for repricing, not a uniform market-wide direction. Philips' April 2024 service terms include CPI-linked adjustment provisions and changes associated with equipment location or inventory, subject to the applicable agreement. [redacted]

[redacted] Suppliers unable to reprice may absorb pressure on margins; buyers accepting pass-through retain less budget certainty. Renewal and scope-change negotiations should establish these responsibilities rather than presume universal pass-through.

Sources & Evidence

1. Philips Standard Terms and Conditions of Service, Revision 23, April 2024
   - The terms provide CPI-linked adjustment provisions and contractual changes associated with equipment location or inventory.

2. Unite In-House Service Solutions
   · Unite and Unite Plus distinguish parts coverage from separately billed labor, illustrating different purchased obligations.
3. GE HealthCare 2025 Annual Report
   · GE HealthCare's 2025 annual report describes company-wide tariff effects and exposure to inflation, trade restrictions, and currency risk.
4. Managed Neutral Vendor Services: Buyers' Guide, August 2026
   · The guide establishes management-fee limits and Hub due diligence on preferred-bidder commercial submissions.

5.6. Regulatory Compliance & Standards Framework

[redacted]
MQSA-covered mammography facilities must maintain certification and correct deficiencies, with current certification conditioning Medicare and Medicaid mammography payment eligibility. Contract breadth cannot replace these operator obligations.

Australia's Diagnostic Imaging Accreditation Scheme requires service records, recognized training appropriate to the equipment, and applicable radiation-use licensing in the jurisdiction where servicing occurs. [redacted] These jurisdictional examples do not establish identical requirements throughout the Global market.

Intellectual-property questions must remain separate from service qualification. The U.S. [redacted]

Sources & Evidence

1. FDA Issues Final Guidance to Clarify “Remanufacturing” of Devices that Need Maintenance or Repair
   · FDA's May xx.xx 2024 announcement explains that servicing and remanufacturing have different regulatory implications.
2. Diagnostic Imaging Accreditation Scheme
   · DIAS requires service records, equipment-appropriate recognized training, and applicable local radiation-use licensing.

3. MQSA Inspection Resources
   - MQSA-covered facilities must maintain certification and correct deficiencies; current certification conditions Medicare and Medicaid mammography payment eligibility.
4. Hospital Equipment Maintenance Requirements
   - CMS's December xx.xx 2013 memorandum requires imaging and radiologic equipment to follow manufacturer maintenance recommendations.
5. Code of Federal Regulations, 37 CFR 201.40
   - The regulation contains a scoped software-access exemption for diagnosis, maintenance, and repair of lawfully acquired medical devices.
6. Impression Products, Inc. v. Lexmark International, Inc., Supreme Court Opinion, May 30, 2017
   - The May xx.xx 2017 decision establishes exhaustion of patent rights in an item following an authorized sale.

5.7. ESG & Sustainability Analysis

[redacted] Maintenance bidders therefore need reporting ownership and documented compliance with the applicable invitation, rather than a generic claim that servicing equipment is sustainable. These are purchasing conditions within that channel, not a global supplier-performance ranking or an automatic amendment to every existing service order.

Circular delivery also depends on contractual acceptance. [redacted] Suppliers should substantiate the actual return and recovery commitment rather than equate category eligibility with a demonstrated environmental outcome.

Sources & Evidence

1. Managing Medical Devices, January 2021
   - The guidance identifies disposal of obsolete devices, parts, and waste as responsibilities to specify in service contracts.
2. Appendix 3: Framework Agreement Specification-Maintenance, Repair and Calibration of Medical Equipment
   - Specified alternative parts require buyer agreement; reclaimed or refurbished OEM parts require traceability.
3. A Net Zero Supply Chain and Suppliers
   - NHS Supply Chain specifies published, approved, annually updated carbon plans; April 2026 Evergreen Level xx.xx requirements; and maintained modern-slavery assessments.
4. Circular offerings
   - Philips advertises professional-equipment return and, where feasible, refurbishment, parts recovery, or local recycling; availability is qualified by market.

5.8. Disruption & Risk Scenarios

[redacted] Indicators are unaccepted update responsibilities, expiring access arrangements, and unresolved subcontractor dependencies. The response is to retain the existing executable arrangement or a separately accepted manufacturer route until successor obligations are established.

A connected-service interruption could arise if required access becomes unavailable. [redacted] Field coverage should remain independently executable rather than be assumed from monitoring access; this scenario does not assert that a breach or permission withdrawal has occurred.

[redacted] Responses include an accepted alternative source, a finite support bridge, or replacement when appropriate support cannot be secured. Buyer acceptance must not be bypassed, and another provider's advertised portfolio is not proof that it can close the gap.

Sources & Evidence

1. Philips Standard Terms and Conditions of Service, Revision 23, April 2024
   · Parts or qualified-personnel unavailability can affect continued service under the published lifecycle clauses. ([usa.philips.com](https://www.usa.philips.com/c-dam/b2bhc/us/terms-conditions/general-customer-service-terms-and-condition-service-terms-and-conditions-rev23-final040824.pdf))
2. Appendix 3: Framework Agreement Specification-Maintenance, Repair and Calibration of Medical Equipment
   · Specified alternative parts require buyer agreement; identified reused OEM categories require traceability. ([sccl.nhs.uk](https://www.sccl.nhs.uk/wp-content/uploads/2023/xx.xx/Maintenance-Appendix-xx.xx-Framework-Specification.pdf))

3. Siemens Healthineers Guardian Program
   · Guardian's connected monitoring and remote-or-field response establish the commercial premise for a conditional remote-access interruption scenario. ([siemens-healthineers.com](https://www.siemens-healthineers.com/en-us/equipment-services/performance-productivity-services/guardian-program))
4. Business Associate Contracts
   · Where business-associate criteria apply, permitted information access and subcontractor obligations condition the connected service relationship. ([hhs.gov](https://www.hhs.gov/hipaa/for-professionals/covered-entities/sample-business-associate-agreement-provisions/index.html))
5. High-Tech Medical Equipment: VA Has Opportunities to Improve Its Acquisition of Maintenance Services
   · The reported manufacturer-dependent update delays support a conditional provider-transition disruption scenario, without establishing universal third-party inadequacy. ([gao.gov](https://www.gao.gov/assets/gao-xx.xx-xx.xx.pdf))

5.9. Return on Investment & Cost-Benefit Analysis

For a hospital buyer, the relevant comparison is the complete responsibility retained under shared delivery against the responsibility accepted by a broader engineering arrangement. GE HealthCare's excluded labor and Intelas' differentiated staffing models make internal personnel, management, escalation, and contract oversight material cost drivers. [redacted]

Financial predictability is narrower than protection against every interruption consequence. Block Imaging's component terms exclude specified consequential losses. [redacted]

Lifecycle extension should be evaluated as a conditional bridge, not an automatic return from avoiding replacement. [redacted] The benefit depends on retained continuity and deferred capital commitment; additional coordination, unsupported obligations, and a later transition can offset that benefit.

Sources & Evidence

1. Critical Component Agreement Terms and Conditions

   · The agreement's consequential-loss exclusions demonstrate that purchased component protection need not transfer all interruption consequences. ([blockimaging.com](https://www.blockimaging.com/terms/pscca-c7))

2. Managing Medical Devices, January 2021

   · MHRA states that outsourced maintenance still requires in-house contract oversight and that cost alone should not determine the arrangement. ([assets.publishing.service.gov.uk](https://assets.publishing.service.gov.uk/media/6089dc938fa8f51b91f3d82f/Managing_medical_devices.pdf))

3. Philips Standard Terms and Conditions of Service, Revision 23, April 2024

   · Qualified repair continuation does not retain every earlier guarantee, supporting a conditional comparison between a finite maintenance bridge and replacement. ([usa.philips.com](https://www.usa.philips.com/c-dam/b2bhc/us/terms-conditions/general-customer-service-terms-and-condition-service-terms-and-conditions-rev23-final040824.pdf))

4. Unite In-House Service Solutions

   · Unite's excluded on-site and planned-maintenance labor supports comparing the buyer's complete retained obligation rather than package breadth alone. ([gehealthcare.com](https://www.gehealthcare.com/en/services/unite-in-house))

5. Appendix 3: Framework Agreement Specification-Maintenance, Repair and Calibration of Medical Equipment

   · Comprehensive coverage can have case-specific special-component boundaries, while sourcing permissions constrain the parts obligation accepted by suppliers. ([sccl.nhs.uk](https://www.sccl.nhs.uk/wp-content/uploads/2023/xx.xx/Maintenance-Appendix-xx.xx-Framework-Specification.pdf))

6. HTM Models - Intelas

   · Intelas' embedded and supplemental staffing offerings provide alternatives for different labor and management commitments, not demonstrated customer returns. ([intelashealth.com](https://www.intelashealth.com/htm-models/))

6. Cumulative Impact of Artificial Intelligence 2026

[redacted] Siemens Healthineers' Guardian offering combines AI-supported monitoring and automatic ticketing with trained engineers and expert response. These records establish commercial offerings and bounded reported use, not representative adoption or autonomous servicing.

The potential commercial effect is earlier alert review and planned intervention, conditional on an executable response. [redacted] Whether the proposed site gains better continuity remains unresolved without comparable service and interruption records; prediction is not a restoration commitment.

Data governance can also condition implementation. Where a maintenance arrangement involves qualifying access to protected health information, HIPAA business-associate contracts govern permitted uses, safeguards, reporting, and subcontractors. [redacted]

Sources & Evidence

1. OnWatch Predict
   - OnWatch Predict uses equipment data and AI analytics; disclosures distinguish activation from modeled benefits and condition delivery on connectivity and service coverage.
2. Siemens Healthineers Guardian Program
   - Guardian advertises AI-supported monitoring, automatic ticketing, expert review, remote intervention, and field-engineer escalation.
3. Business Associate Contracts
   - HIPAA business-associate contracts govern qualifying access to protected health information, including safeguards, permitted uses, reporting, and subcontractor restrictions.

7. Medical Imaging Equipment Maintenance Services Market, by Maintenance Function

Maintenance Function determines the deliverable purchased, not simply the reason for an engineer's visit. Inspection and Verification provides an assessment and documentary outcome; Preventive Maintenance addresses scheduled upkeep; Corrective Maintenance addresses an identified fault. ■■■ ■■■■■■■■■■■■■ ■■■■■ ■■■■■■■■■■ ■■■■■ ■■■■■■■■■■ ■■■■■■■■■ ■■■■■■■■■■ ■■■■■■■■■■ ■■■■■ ■■■■■■■■■ ■■■■■■■■■■■ ■■■■■■■■ ■■ ■■■■■■■■■■ ■■■■■■■■ ■■■■ ■■■ ■■■■■■ ■■■■■■■■■ ■■ ■■■■■■■■■■ ■■ ■■■■■■ ■ ■■■■■■■■■■■■ ■■■■■■ ■■■■■■■■■■ ■■■■■■■■■■■■ ■■■■■■ ■■■■■■■■ ■■■ ■■■■■■■■ ■■■ ■■■■■■■■■ ■■■■■■■■■■■■ ■■■■■■■■ ■■■■■■■■■■■■ ■■■ ■■■■■■■ ■■■■■■■■■■■■■■ ■■■ ■■■■■■■■■■ ■■■■■■■■

NHS Supply Chain specifies preventive cover separately from comprehensive cover combining preventive work and repairs. Consequently, Preventive Maintenance should not be treated as an automatic corrective-service entitlement. ■■■■■■■■■■■■ ■■■■■■ ■■■■■■■■■■■■ ■■■■■■■■■■■■ ■■ ■■■■■■■■■■ ■■■■ ■■■■ ■■■■■■■■ ■■ ■■ ■■■■■■■■■■■■ ■■■■■■■■ ■■■■■■■■■■ ■■■■ ■■■■ ■■■■■■■■■■■■ ■■■■■ ■■■■■■ ■■■ ■■■■ ■■■■■■ ■■■■■■■■■■ ■■■■■■■■■■ ■■■■ ■■■ ■■■■■■■■ ■■■■■■■ ■■■■ ■■■ ■■■■■■■■■■ ■■■■■■■■■■■■■■■ ■■■■■■■■ ■■■■■■ ■■■■ ■■■■■ ■ ■■■■■■ ■■■■■ ■■ ■■■■■■■ ■■ ■■■■■ ■■■■■■■■ ■■■■■■■■■■

Combined Preventive and Corrective Maintenance may reduce approval and handoff interfaces when one provider accepts both obligations. ■■■■ ■■■■■ ■■ ■■■■■■■■■■■■ ■■■■ ■■ ■■■ ■■■■■■■■ ■■■■■■■■ ■■■■■■■■ ■■■■■■■■■■■■■■■■■ ■■■■■■■■■■■■ ■■■ ■■■■■■■■■■ ■■■■■■■■ ■■■ ■■■■■■■■ ■■■■■■■■■■■ ■■■ ■■■■■■■■■■ ■■■■■■■■ ■■■■■■■■■■■ ■■■■■ ■■■ ■■■■■■■■■ ■■■ ■■ ■■■■■■■■■■■ ■■■■■■■ ■■■■■■■■■■■■ ■■■ ■■■ ■■■■■■■ ■■■■■■■■■■■■ A deficiency identified during an inspection, or a renewal that changes corrective coverage, should trigger confirmation of the responsible repair owner rather than an assumption that the existing maintenance label resolves the issue.

Figure 8. Global Medical Imaging Equipment Maintenance Services Market Size, by Maintenance Function, 2025 (%)

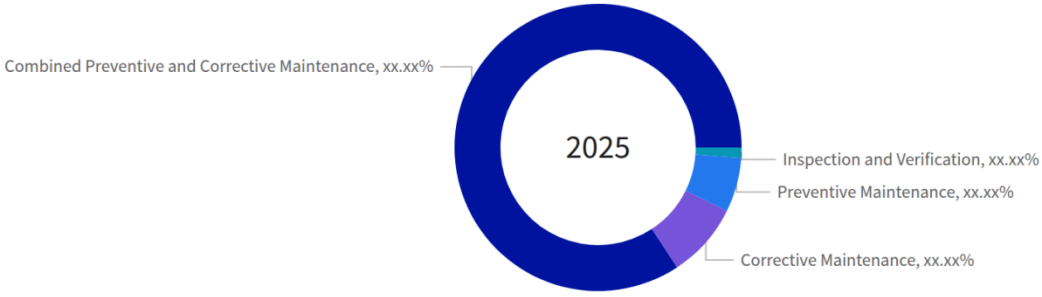

Figure 9. Global Medical Imaging Equipment Maintenance Services Market, by Maintenance Function, 2032 (USD Million)

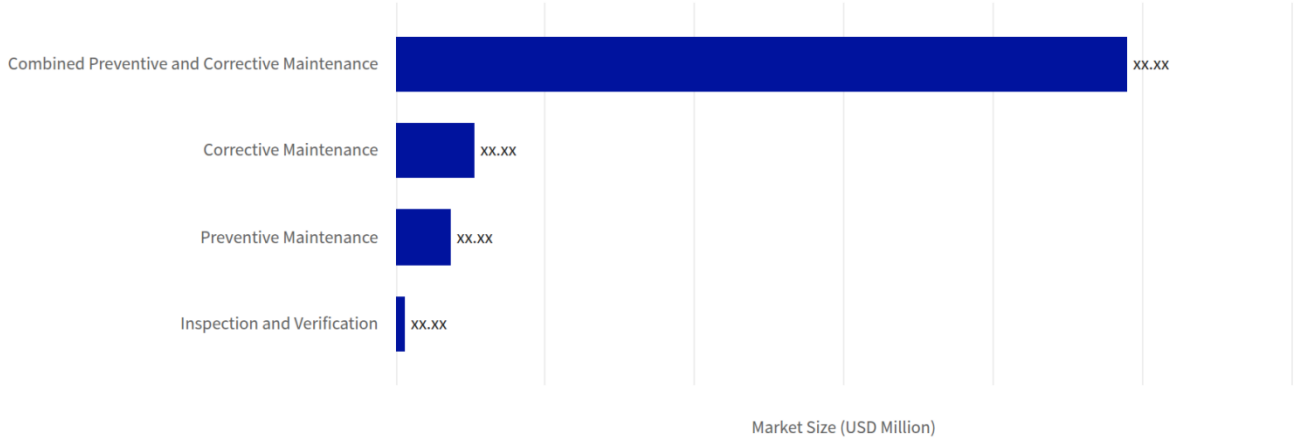

Table 4. Global Medical Imaging Equipment Maintenance Services Market, by Maintenance Function growth contribution, 2025-2032

Category	2025 value (USD Million)	2032 value (USD Million)	Added value (USD Million)	2025 share (%)	2032 share (%)	Change (pp)	Growth share (%)	CAGR (%)
Combined Preventive and Corrective Maintenance	xx.xx	xx.xx	xx.xx	xx.xx	xx.xx	xx.xx	xx.xx	xx.xx
Corrective Maintenance	xx.xx	xx.xx	xx.xx	xx.xx	xx.xx	xx.xx	xx.xx	xx.xx
Inspection and Verification	xx.xx	xx.xx	xx.xx	xx.xx	xx.xx	xx.xx	xx.xx	xx.xx
Preventive Maintenance	xx.xx	xx.xx	xx.xx	xx.xx	xx.xx	xx.xx	xx.xx	xx.xx
Scope total	**xx.xx**	**xx.xx**	**xx.xx**	**xx.xx**	**xx.xx**	**xx.xx**	**xx.xx**	**xx.xx**

Table 5. Global Medical Imaging Equipment Maintenance Services Market Size, by Maintenance Function, 2017-2040 (USD Million)

Maintenance Function	2017	2024	2025	2026	2027	2032	2040	CAGR (%)
Combined Preventive and Corrective Maintenance	xx.xx	xx.xx	xx.xx	xx.xx	xx.xx	xx.xx	xx.xx	xx.xx
Corrective Maintenance	xx.xx	xx.xx	xx.xx	xx.xx	xx.xx	xx.xx	xx.xx	xx.xx
Inspection and Verification	xx.xx	xx.xx	xx.xx	xx.xx	xx.xx	xx.xx	xx.xx	xx.xx
Preventive Maintenance	xx.xx	xx.xx	xx.xx	xx.xx	xx.xx	xx.xx	xx.xx	xx.xx
Total	**xx.xx**	**xx.xx**	**xx.xx**	**xx.xx**	**xx.xx**	**xx.xx**	**xx.xx**	**xx.xx**

Sources & Evidence

1. Appendix 3: Framework Agreement Specification-Maintenance, Repair and Calibration of Medical Equipment

   · The specification distinguishes planned preventive cover from comprehensive cover combining preventive maintenance and repair. ([sccl.nhs.uk](https://www.sccl.nhs.uk/wp-content/uploads/2023/xx.xx/Maintenance-Appendix-xx.xx-Framework-Specification.pdf))

   · Evidence informing base-year allocation inputs; displayed values and growth are calculated: Comprehensive procurement coverage combines scheduled maintenance and repairs. ([sccl.nhs.uk](https://www.sccl.nhs.uk/wp-content/uploads/2023/xx.xx/Maintenance-Appendix-xx.xx-Framework-Specification.pdf))

   · Evidence informing forecast-year allocation inputs; displayed values and growth are calculated: Comprehensive procurement coverage combines scheduled maintenance and repairs. ([sccl.nhs.uk](https://www.sccl.nhs.uk/wp-content/uploads/2023/xx.xx/Maintenance-Appendix-xx.xx-Framework-Specification.pdf))

2. Medical equipment maintenance programme overview

· WHO's overview distinguishes inspection, preventive maintenance, and corrective maintenance as equipment-maintenance functions. ([who.int](https://www.who.int/publications/i/item/xx.xx))

· Taxonomy evidence: The 2011 international framework distinguishes inspection, preventive maintenance and corrective maintenance as equipment-upkeep functions. ([who.int](https://www.who.int/publications/i/item/xx.xx))

3. X-ray equipment performance surveys

· University Hospitals Birmingham advertises equipment-performance surveys across named X-ray equipment families, establishing an assessment offering rather than a repair commitment. ([uhb.nhs.uk](https://www.uhb.nhs.uk/services/radiation-protection/x-ray-equipment-performance-surveys/))

· Evidence informing base-year allocation inputs; displayed values and growth are calculated: A public healthcare provider separately offers equipment-performance surveys, corroborating an assessment deliverable without measuring its market share. ([uhb.nhs.uk](https://www.uhb.nhs.uk/services/radiation-protection/x-ray-equipment-performance-surveys/))

· Evidence informing forecast-year allocation inputs; displayed values and growth are calculated: A public healthcare provider separately offers equipment-performance surveys, corroborating an assessment deliverable without measuring its market share. ([uhb.nhs.uk](https://www.uhb.nhs.uk/services/radiation-protection/x-ray-equipment-performance-surveys/))

4. Remanufacturing and Servicing Medical Devices

· Taxonomy evidence: The FDA page, updated February xx.xx 2026, distinguishes post-distribution servicing that restores original specifications and intended use from remanufacturing that significantly changes them. This refreshes the working commercial boundary, not a worldwide legal requirement. ([fda.gov](https://www.fda.gov/medical-devices/quality-and-compliance-medical-devices/remanufacturing-and-servicing-medical-devices))

· Taxonomy evidence: FDA distinguishes post-distribution servicing that maintains or restores original specifications and intended use from remanufacturing that significantly changes them. This supports the working economic boundary, not universal application of U.S. law. ([fda.gov](https://www.fda.gov/medical-devices/quality-and-compliance-medical-devices/remanufacturing-and-servicing-medical-devices))

5. GE HealthCare Technologies Inc. - 2025 Form 10-K

· Evidence informing the 2023 market-value input; displayed series and growth include calculations: Reported services revenue of USD xx.xx supplies a historical commercial-activity proxy; it is broader than imaging maintenance.

· Evidence informing the 2024 market-value input; displayed series and growth include calculations: Reported services revenue of USD xx.xx supplies the comparable historical proxy.

6. GE HealthCare Technologies Inc. - 2022 Form 10-K

· Evidence informing the 2020 market-value input; displayed series and growth include calculations: Services revenue of USD xx.xx anchors the high-cost equipment cohort's historical activity index.

· Evidence informing the 2021 market-value input; displayed series and growth include calculations: Services revenue of USD xx.xx supplies the comparable activity index.

· Evidence informing the 2022 market-value input; displayed series and growth include calculations: Services revenue of USD xx.xx supplies the activity index. The filing attributes the services decline primarily to unfavorable currency effects.

7. Health at a Glance 2025 - Diagnostic Technologies

· Evidence informing the 2032 market-value input; displayed series and growth include calculations: Long-run increases in imaging activity support continued equipment demand; examination volumes are not substituted for maintenance revenue.

· Evidence informing the 2040 market-value input; displayed series and growth include calculations: The observed country variation and incomplete coverage constrain long-run stock-growth assumptions and prohibit uniform worldwide density extrapolation.

8. OnWatch Predict
   - Evidence informing the 2032 market-value input; displayed series and growth include calculations: Conditional reported benefits support considering a service-efficiency counterforce, not applying downtime reductions directly to service revenue.
   - Evidence informing the 2040 market-value input; displayed series and growth include calculations: The offering supports retaining human and component fulfillment costs in the long-run forecast; it does not establish autonomous servicing or engineer replacement.
9. Unite In-House Service Solutions
   - Evidence informing the 2032 market-value input; displayed series and growth include calculations: The retained-labor boundary supports the modeled purchased-scope counterforce, without measuring future adoption.
   - Evidence informing the 2040 market-value input; displayed series and growth include calculations: The offering supports maintaining a distinction between installed equipment obligations and externally purchased service expenditure.
10. Philips Standard Terms and Conditions of Service, Revision 23, April 2024
    - Evidence informing the 2032 market-value input; displayed series and growth include calculations: Published lifecycle terms condition post-End-of-Life repair on parts and trained-personnel availability and remove the earlier uptime guarantee. These constrain assumed indefinite support extension.
    - Evidence informing the 2040 market-value input; displayed series and growth include calculations: The lifecycle conditions support including retirement and support limitations in long-run growth assumptions, but do not establish a dated global withdrawal event.
11. Contracting in Medical Equipment Maintenance Services: An Empirical Investigation
    - Evidence informing base-year allocation inputs; displayed values and growth are calculated: Preventive obligations coexist with differing repair coverage or charging in the studied plans. ([business.columbia.edu](https://business.columbia.edu/sites/default/files-efs/pubfiles/xx.xx/besbes_contracting.pdf))
    - Evidence informing forecast-year allocation inputs; displayed values and growth are calculated: Preventive obligations coexist with differing repair coverage or charging in the studied plans. ([business.columbia.edu](https://business.columbia.edu/sites/default/files-efs/pubfiles/xx.xx/besbes_contracting.pdf))
12. What's Included in Preventative Maintenance?
    - Evidence informing base-year allocation inputs; displayed values and growth are calculated: Published PM-only monthly prices provide annualized narrow-service monetary anchors; they are not full-contract prices. ([blockimaging.com](https://www.blockimaging.com/blog/bid/xx.xx/what-s-included-in-imaging-equipment-preventative-maintenance-really))
    - Evidence informing forecast-year allocation inputs; displayed values and growth are calculated: Published PM-only monthly prices provide annualized narrow-service monetary anchors; they are not full-contract prices. ([blockimaging.com](https://www.blockimaging.com/blog/bid/xx.xx/what-s-included-in-imaging-equipment-preventative-maintenance-really))
13. San Bernardino County - File 11902: Asset Management Agreement with Renovo Solutions LLC for Maintenance Services
    - Evidence informing base-year allocation inputs; displayed values and growth are calculated: The public agreement combines scheduled maintenance, repairs and parts, supporting combined purchased obligations. ([sanbernardino.legistar.com](https://sanbernardino.legistar.com/LegislationDetail.aspx?GUID=06EA5122-33FD-472E-B939-A8FA6E015FEB&ID=xx.xx&Options=&Search=))
    - Evidence informing forecast-year allocation inputs; displayed values and growth are calculated: The public agreement combines scheduled maintenance, repairs and parts, supporting combined purchased obligations. ([sanbernardino.legistar.com](https://sanbernardino.legistar.com/LegislationDetail.aspx?GUID=06EA5122-33FD-472E-B939-A8FA6E015FEB&ID=xx.xx&Options=&Search=))

7.1. Combined Preventive and Corrective Maintenance

Table 6. Global Medical Imaging Equipment Maintenance Services Market Size, by Combined Preventive and Corrective Maintenance, by Region, 2017-2040 (USD Million)

Region	2017	2024	2025	2026	2027	2032	2040	CAGR (%)
Africa	xx.xx	xx.xx	xx.xx	xx.xx	xx.xx	xx.xx	xx.xx	xx.xx
Asia-Pacific	xx.xx	xx.xx	xx.xx	xx.xx	xx.xx	xx.xx	xx.xx	xx.xx
Europe	xx.xx	xx.xx	xx.xx	xx.xx	xx.xx	xx.xx	xx.xx	xx.xx
Latin America	xx.xx	xx.xx	xx.xx	xx.xx	xx.xx	xx.xx	xx.xx	xx.xx
Middle East	xx.xx	xx.xx	xx.xx	xx.xx	xx.xx	xx.xx	xx.xx	xx.xx
North America	xx.xx	xx.xx	xx.xx	xx.xx	xx.xx	xx.xx	xx.xx	xx.xx
Total	**xx.xx**	**xx.xx**	**xx.xx**	**xx.xx**	**xx.xx**	**xx.xx**	**xx.xx**	**xx.xx**

Table 7. Global Medical Imaging Equipment Maintenance Services Market Size, by Combined Preventive and Corrective Maintenance, by Group, 2017-2040 (USD Million)

Group	2017	2024	2025	2026	2027	2032	2040	CAGR (%)
ASEAN	xx.xx	xx.xx	xx.xx	xx.xx	xx.xx	xx.xx	xx.xx	xx.xx
BRICS	xx.xx	xx.xx	xx.xx	xx.xx	xx.xx	xx.xx	xx.xx	xx.xx
European Union	xx.xx	xx.xx	xx.xx	xx.xx	xx.xx	xx.xx	xx.xx	xx.xx
G7	xx.xx	xx.xx	xx.xx	xx.xx	xx.xx	xx.xx	xx.xx	xx.xx
GCC	xx.xx	xx.xx	xx.xx	xx.xx	xx.xx	xx.xx	xx.xx	xx.xx
NATO	xx.xx	xx.xx	xx.xx	xx.xx	xx.xx	xx.xx	xx.xx	xx.xx

Table 8. Global Medical Imaging Equipment Maintenance Services Market Size, by Combined Preventive and Corrective Maintenance, by Country, 2017-2040 (USD Million)

Country	2017	2024	2025	2026	2027	2032	2040	CAGR (%)
Australia	xx.xx	xx.xx	xx.xx	xx.xx	xx.xx	xx.xx	xx.xx	xx.xx
Brazil	xx.xx	xx.xx	xx.xx	xx.xx	xx.xx	xx.xx	xx.xx	xx.xx
Canada	xx.xx	xx.xx	xx.xx	xx.xx	xx.xx	xx.xx	xx.xx	xx.xx
China	xx.xx	xx.xx	xx.xx	xx.xx	xx.xx	xx.xx	xx.xx	xx.xx
France	xx.xx	xx.xx	xx.xx	xx.xx	xx.xx	xx.xx	xx.xx	xx.xx
Germany	xx.xx	xx.xx	xx.xx	xx.xx	xx.xx	xx.xx	xx.xx	xx.xx
India	xx.xx	xx.xx	xx.xx	xx.xx	xx.xx	xx.xx	xx.xx	xx.xx
Italy	xx.xx	xx.xx	xx.xx	xx.xx	xx.xx	xx.xx	xx.xx	xx.xx
Japan	xx.xx	xx.xx	xx.xx	xx.xx	xx.xx	xx.xx	xx.xx	xx.xx
Mexico	xx.xx	xx.xx	xx.xx	xx.xx	xx.xx	xx.xx	xx.xx	xx.xx
Russia	xx.xx	xx.xx	xx.xx	xx.xx	xx.xx	xx.xx	xx.xx	xx.xx
South Korea	xx.xx	xx.xx	xx.xx	xx.xx	xx.xx	xx.xx	xx.xx	xx.xx
Spain	xx.xx	xx.xx	xx.xx	xx.xx	xx.xx	xx.xx	xx.xx	xx.xx
United Kingdom	xx.xx	xx.xx	xx.xx	xx.xx	xx.xx	xx.xx	xx.xx	xx.xx
United States	xx.xx	xx.xx	xx.xx	xx.xx	xx.xx	xx.xx	xx.xx	xx.xx
Others	xx.xx	xx.xx	xx.xx	xx.xx	xx.xx	xx.xx	xx.xx	xx.xx
Total	**xx.xx**	**xx.xx**	**xx.xx**	**xx.xx**	**xx.xx**	**xx.xx**	**xx.xx**	**xx.xx**

Sources & Evidence

1. Contracting in Medical Equipment Maintenance Services: An Empirical Investigation
   - Taxonomy evidence: The studied maintenance plans include preventive obligations alongside repair protection or repair charging, corroborating combined purchasing without establishing universal functional inseparability. ([business.columbia.edu](https://business.columbia.edu/sites/default/files-efs/pubfiles/xx.xx/besbes_contracting.pdf))
   - Evidence informing base-year allocation inputs; displayed values and growth are calculated: Preventive obligations coexist with differing repair coverage or charging in the studied plans. ([business.columbia.edu](https://business.columbia.edu/sites/default/files-efs/pubfiles/xx.xx/besbes_contracting.pdf))
   - Evidence informing forecast-year allocation inputs; displayed values and growth are calculated: Preventive obligations coexist with differing repair coverage or charging in the studied plans. ([business.columbia.edu](https://business.columbia.edu/sites/default/files-efs/pubfiles/xx.xx/besbes_contracting.pdf))
2. Natividad Board of Trustees Agenda - November 12, 2021
   - Taxonomy evidence: The common monthly charge includes preventive upkeep and most repairs. It supports combined purchasing, not a proven functional allocation or 2025 revenue estimate. ([natividad.com](https://www.natividad.com/wp-content/uploads/2021/xx.xx/Board-of-Trustees-Agenda-November-xx.xx-2021.pdf))

3. Maintenance of Imaging Equipment and Associated Assets
   - Taxonomy evidence: The buyer notice published July xx.xx 2026 requests planned preventive maintenance and reactive repairs together for imaging assets. It establishes joint purchasing intent, not inseparable pricing or an executed award. ([sell2wales.gov.wales](https://www.sell2wales.gov.wales/search/show/search_view.aspx?ID=JUL635004&catID=))
4. GE HealthCare Technologies Inc. - 2025 Form 10-K
   - Evidence informing the 2023 market-value input; displayed series and growth include calculations: Reported services revenue of USD xx.xx supplies a historical commercial-activity proxy; it is broader than imaging maintenance.
   - Evidence informing the 2024 market-value input; displayed series and growth include calculations: Reported services revenue of USD xx.xx supplies the comparable historical proxy.
   - Evidence informing base-year allocation inputs; displayed values and growth are calculated: Destination-sales cross-check; broader than maintenance.
   - Evidence informing forecast-year allocation inputs; displayed values and growth are calculated: Destination-sales cross-check; broader than maintenance.
   - Evidence informing base-year allocation inputs; displayed values and growth are calculated: EMEA commercial-scale cross-check.
   - Evidence informing forecast-year allocation inputs; displayed values and growth are calculated: EMEA commercial-scale cross-check.
   - Evidence informing base-year allocation inputs; displayed values and growth are calculated: China commercial activity and 2025 growth counterevidence.
   - Evidence informing forecast-year allocation inputs; displayed values and growth are calculated: China commercial activity and 2025 growth counterevidence.
   - Evidence informing base-year allocation inputs; displayed values and growth are calculated: U.S. destination sales were USD xx.xx, not maintenance-only revenue.
   - Evidence informing forecast-year allocation inputs; displayed values and growth are calculated: U.S. destination sales were USD xx.xx, not maintenance-only revenue.
   - Evidence informing base-year allocation inputs; displayed values and growth are calculated: China destination sales were USD xx.xx; regional sales declined in 2025.
   - Evidence informing forecast-year allocation inputs; displayed values and growth are calculated: China destination sales were USD xx.xx; regional sales declined in 2025.
5. GE HealthCare Technologies Inc. - 2022 Form 10-K
   - Evidence informing the 2020 market-value input; displayed series and growth include calculations: Services revenue of USD xx.xx anchors the high-cost equipment cohort's historical activity index.
   - Evidence informing the 2021 market-value input; displayed series and growth include calculations: Services revenue of USD xx.xx supplies the comparable activity index.
   - Evidence informing the 2022 market-value input; displayed series and growth include calculations: Services revenue of USD xx.xx supplies the activity index. The filing attributes the services decline primarily to unfavorable currency effects.
6. Health at a Glance 2025 - Diagnostic Technologies
   - Evidence informing the 2032 market-value input; displayed series and growth include calculations: Long-run increases in imaging activity support continued equipment demand; examination volumes are not substituted for maintenance revenue.
   - Evidence informing the 2040 market-value input; displayed series and growth include calculations: The observed country variation and incomplete coverage constrain long-run stock-growth assumptions and prohibit uniform worldwide density extrapolation.

7. OnWatch Predict
   - Evidence informing the 2032 market-value input; displayed series and growth include calculations: Conditional reported benefits support considering a service-efficiency counterforce, not applying downtime reductions directly to service revenue.
   - Evidence informing the 2040 market-value input; displayed series and growth include calculations: The offering supports retaining human and component fulfillment costs in the long-run forecast; it does not establish autonomous servicing or engineer replacement.
8. Unite In-House Service Solutions
   - Evidence informing the 2032 market-value input; displayed series and growth include calculations: The retained-labor boundary supports the modeled purchased-scope counterforce, without measuring future adoption.
   - Evidence informing the 2040 market-value input; displayed series and growth include calculations: The offering supports maintaining a distinction between installed equipment obligations and externally purchased service expenditure.
9. Philips Standard Terms and Conditions of Service, Revision 23, April 2024
   - Evidence informing the 2032 market-value input; displayed series and growth include calculations: Published lifecycle terms condition post-End-of-Life repair on parts and trained-personnel availability and remove the earlier uptime guarantee. These constrain assumed indefinite support extension.
   - Evidence informing the 2040 market-value input; displayed series and growth include calculations: The lifecycle conditions support including retirement and support limitations in long-run growth assumptions, but do not establish a dated global withdrawal event.
10. Health at a Glance 2025 - Diagnostic Technologies
    - Evidence informing base-year allocation inputs; displayed values and growth are calculated: Imaging-stock comparator.
    - Evidence informing forecast-year allocation inputs; displayed values and growth are calculated: Imaging-stock comparator.
    - Evidence informing base-year allocation inputs; displayed values and growth are calculated: Coverage limitation.
    - Evidence informing forecast-year allocation inputs; displayed values and growth are calculated: Coverage limitation.
11. Health at a Glance: Latin America and the Caribbean 2023 - Medical Technologies
    - Evidence informing base-year allocation inputs; displayed values and growth are calculated: Brazil's CT and MRI densities anchor the equipment-linked expenditure proxy.
    - Evidence informing forecast-year allocation inputs; displayed values and growth are calculated: Brazil's CT and MRI densities anchor the equipment-linked expenditure proxy.
    - Evidence informing base-year allocation inputs; displayed values and growth are calculated: Heterogeneous regional equipment availability and partial coverage constrain the allocation model.
    - Evidence informing forecast-year allocation inputs; displayed values and growth are calculated: Heterogeneous regional equipment availability and partial coverage constrain the allocation model.

12. Health at a Glance: Asia/Pacific 2024 - Medical Technologies
    - Evidence informing base-year allocation inputs; displayed values and growth are calculated: Density and reimbursement-coverage anchors.
    - Evidence informing forecast-year allocation inputs; displayed values and growth are calculated: Density and reimbursement-coverage anchors.
    - Evidence informing base-year allocation inputs; displayed values and growth are calculated: High installed-density anchor.
    - Evidence informing forecast-year allocation inputs; displayed values and growth are calculated: High installed-density anchor.
    - Evidence informing base-year allocation inputs; displayed values and growth are calculated: Installed-density anchor.
    - Evidence informing forecast-year allocation inputs; displayed values and growth are calculated: Installed-density anchor.
    - Evidence informing base-year allocation inputs; displayed values and growth are calculated: Regional heterogeneity constrains uniform-density and uniform-access assumptions.
    - Evidence informing forecast-year allocation inputs; displayed values and growth are calculated: Regional heterogeneity constrains uniform-density and uniform-access assumptions.
13. Assessment of Breast Cancer Control Capacities in the WHO African Region in 2022
    - Evidence informing base-year allocation inputs; displayed values and growth are calculated: Survey coverage and equipment scarcity constrain extrapolation across Africa.
    - Evidence informing forecast-year allocation inputs; displayed values and growth are calculated: Survey coverage and equipment scarcity constrain extrapolation across Africa.
14. Hospital Equipment Maintenance Requirements - CMS Memorandum 14-07-Hospital
    - Evidence informing base-year allocation inputs; displayed values and growth are calculated: Imaging maintenance must follow manufacturer recommendations; this is not an exclusive OEM purchasing award.
    - Evidence informing forecast-year allocation inputs; displayed values and growth are calculated: Imaging maintenance must follow manufacturer recommendations; this is not an exclusive OEM purchasing award.
15. Managed Neutral Vendor Services - East of England Collaborative Procurement Hub
    - Evidence informing forecast-year allocation inputs; displayed values and growth are calculated: The framework starts January xx.xx 2026 and requires mini-competition; admission is not realized maintenance revenue.
16. Diagnostic Imaging Accreditation Scheme - Australian Commission on Safety and Quality in Health Care
    - Evidence informing base-year allocation inputs; displayed values and growth are calculated: Equipment-appropriate training, local licensing and records constrain service access, without measuring an outsourcing share.
    - Evidence informing forecast-year allocation inputs; displayed values and growth are calculated: Equipment-appropriate training, local licensing and records constrain service access, without measuring an outsourcing share.
17. Appendix 3: Framework Agreement Specification-Maintenance, Repair and Calibration of Medical Equipment
    - Evidence informing base-year allocation inputs; displayed values and growth are calculated: Comprehensive procurement coverage combines scheduled maintenance and repairs. ([sccl.nhs.uk](https://www.sccl.nhs.uk/wp-content/uploads/2023/xx.xx/Maintenance-Appendix-xx.xx-Framework-Specification.pdf))
    - Evidence informing forecast-year allocation inputs; displayed values and growth are calculated: Comprehensive procurement coverage combines scheduled maintenance and repairs. ([sccl.nhs.uk](https://www.sccl.nhs.uk/wp-content/uploads/2023/xx.xx/Maintenance-Appendix-xx.xx-Framework-Specification.pdf))

RESEARCH SAMPLE REPORT

18. San Bernardino County - File 11902: Asset Management Agreement with Renovo Solutions LLC for Maintenance Services

- Evidence informing base-year allocation inputs; displayed values and growth are calculated: The public agreement combines scheduled maintenance, repairs and parts, supporting combined purchased obligations. ([sanbernardino.legistar.com](https://sanbernardino.legistar.com/LegislationDetail.aspx?GUID=06EA5122-33FD-472E-B939-A8FA6E015FEB&ID=xx.xx&Options=&Search=))
- Evidence informing forecast-year allocation inputs; displayed values and growth are calculated: The public agreement combines scheduled maintenance, repairs and parts, supporting combined purchased obligations. ([sanbernardino.legistar.com](https://sanbernardino.legistar.com/LegislationDetail.aspx?GUID=06EA5122-33FD-472E-B939-A8FA6E015FEB&ID=xx.xx&Options=&Search=))

7.2. Corrective Maintenance

Table 9. Global Medical Imaging Equipment Maintenance Services Market Size, by Corrective Maintenance, by Region, 2017-2040 (USD Million)

Region	2017	2024	2025	2026	2027	2032	2040	CAGR (%)
Africa	xx.xx	xx.xx	xx.xx	xx.xx	xx.xx	xx.xx	xx.xx	xx.xx
Asia-Pacific	xx.xx	xx.xx	xx.xx	xx.xx	xx.xx	xx.xx	xx.xx	xx.xx
Europe	xx.xx	xx.xx	xx.xx	xx.xx	xx.xx	xx.xx	xx.xx	xx.xx
Latin America	xx.xx	xx.xx	xx.xx	xx.xx	xx.xx	xx.xx	xx.xx	xx.xx
Middle East	xx.xx	xx.xx	xx.xx	xx.xx	xx.xx	xx.xx	xx.xx	xx.xx
North America	xx.xx	xx.xx	xx.xx	xx.xx	xx.xx	xx.xx	xx.xx	xx.xx
Total	**xx.xx**	**xx.xx**	**xx.xx**	**xx.xx**	**xx.xx**	**xx.xx**	**xx.xx**	**xx.xx**

Table 10. Global Medical Imaging Equipment Maintenance Services Market Size, by Corrective Maintenance, by Group, 2017-2040 (USD Million)

Group	2017	2024	2025	2026	2027	2032	2040	CAGR (%)
ASEAN	xx.xx	xx.xx	xx.xx	xx.xx	xx.xx	xx.xx	xx.xx	xx.xx
BRICS	xx.xx	xx.xx	xx.xx	xx.xx	xx.xx	xx.xx	xx.xx	xx.xx
European Union	xx.xx	xx.xx	xx.xx	xx.xx	xx.xx	xx.xx	xx.xx	xx.xx
G7	xx.xx	xx.xx	xx.xx	xx.xx	xx.xx	xx.xx	xx.xx	xx.xx
GCC	xx.xx	xx.xx	xx.xx	xx.xx	xx.xx	xx.xx	xx.xx	xx.xx
NATO	xx.xx	xx.xx	xx.xx	xx.xx	xx.xx	xx.xx	xx.xx	xx.xx

Table 11. Global Medical Imaging Equipment Maintenance Services Market Size, by Corrective Maintenance, by Country, 2017-2040 (USD Million)

Country	2017	2024	2025	2026	2027	2032	2040	CAGR (%)
Australia	xx.xx	xx.xx	xx.xx	xx.xx	xx.xx	xx.xx	xx.xx	xx.xx
Brazil	xx.xx	xx.xx	xx.xx	xx.xx	xx.xx	xx.xx	xx.xx	xx.xx
Canada	xx.xx	xx.xx	xx.xx	xx.xx	xx.xx	xx.xx	xx.xx	xx.xx
China	xx.xx	xx.xx	xx.xx	xx.xx	xx.xx	xx.xx	xx.xx	xx.xx
France	xx.xx	xx.xx	xx.xx	xx.xx	xx.xx	xx.xx	xx.xx	xx.xx
Germany	xx.xx	xx.xx	xx.xx	xx.xx	xx.xx	xx.xx	xx.xx	xx.xx
India	xx.xx	xx.xx	xx.xx	xx.xx	xx.xx	xx.xx	xx.xx	xx.xx
Italy	xx.xx	xx.xx	xx.xx	xx.xx	xx.xx	xx.xx	xx.xx	xx.xx
Japan	xx.xx	xx.xx	xx.xx	xx.xx	xx.xx	xx.xx	xx.xx	xx.xx
Mexico	xx.xx	xx.xx	xx.xx	xx.xx	xx.xx	xx.xx	xx.xx	xx.xx
Russia	xx.xx	xx.xx	xx.xx	xx.xx	xx.xx	xx.xx	xx.xx	xx.xx
South Korea	xx.xx	xx.xx	xx.xx	xx.xx	xx.xx	xx.xx	xx.xx	xx.xx
Spain	xx.xx	xx.xx	xx.xx	xx.xx	xx.xx	xx.xx	xx.xx	xx.xx
United Kingdom	xx.xx	xx.xx	xx.xx	xx.xx	xx.xx	xx.xx	xx.xx	xx.xx
United States	xx.xx	xx.xx	xx.xx	xx.xx	xx.xx	xx.xx	xx.xx	xx.xx
Others	xx.xx	xx.xx	xx.xx	xx.xx	xx.xx	xx.xx	xx.xx	xx.xx
Total	**xx.xx**	**xx.xx**	**xx.xx**	**xx.xx**	**xx.xx**	**xx.xx**	**xx.xx**	**xx.xx**

Sources & Evidence

1. Remanufacturing and Servicing Medical Devices
   · Taxonomy evidence: The servicing definition expressly includes repair directed at returning a finished device to its original safety, performance and intended-use specifications. ([fda.gov](https://www.fda.gov/medical-devices/quality-and-compliance-medical-devices/remanufacturing-and-servicing-medical-devices))
2. Medical equipment maintenance programme overview
   · Taxonomy evidence: Corrective maintenance is explicitly recognized as a maintenance function. ([who.int](https://www.who.int/publications/i/item/xx.xx))
3. Maintenance of Imaging Equipment and Associated Assets
   · Taxonomy evidence: The proposed service expressly includes reactive maintenance and repairs, distinct from its planned preventive obligations. ([sell2wales.gov.wales](https://www.sell2wales.gov.wales/search/show/search_view.aspx?ID=JUL635004&catID=))
4. NP186/15 Multi Modality Imaging Maintenance Framework
   · Taxonomy evidence: The framework awarded September xx.xx 2015 separates ultrasound-transducer repair from multimodality equipment maintenance and standalone X-ray-tube supply. This establishes a historical purchased component-repair category, not current contract activity. ([publiccontractsscotland.gov.uk](https://www.publiccontractsscotland.gov.uk/Contracts/Contracts_View.aspx?id=xx.xx))

5. GE HealthCare Technologies Inc. - 2025 Form 10-K
   - Evidence informing the 2023 market-value input; displayed series and growth include calculations: Reported services revenue of USD xx.xx supplies a historical commercial-activity proxy; it is broader than imaging maintenance.
   - Evidence informing the 2024 market-value input; displayed series and growth include calculations: Reported services revenue of USD xx.xx supplies the comparable historical proxy.
   - Evidence informing base-year allocation inputs; displayed values and growth are calculated: Destination-sales cross-check; broader than maintenance.
   - Evidence informing forecast-year allocation inputs; displayed values and growth are calculated: Destination-sales cross-check; broader than maintenance.
   - Evidence informing base-year allocation inputs; displayed values and growth are calculated: EMEA commercial-scale cross-check.
   - Evidence informing forecast-year allocation inputs; displayed values and growth are calculated: EMEA commercial-scale cross-check.
   - Evidence informing base-year allocation inputs; displayed values and growth are calculated: China commercial activity and 2025 growth counterevidence.
   - Evidence informing forecast-year allocation inputs; displayed values and growth are calculated: China commercial activity and 2025 growth counterevidence.
   - Evidence informing base-year allocation inputs; displayed values and growth are calculated: U.S. destination sales were USD xx.xx, not maintenance-only revenue.
   - Evidence informing forecast-year allocation inputs; displayed values and growth are calculated: U.S. destination sales were USD xx.xx, not maintenance-only revenue.
   - Evidence informing base-year allocation inputs; displayed values and growth are calculated: China destination sales were USD xx.xx; regional sales declined in 2025.
   - Evidence informing forecast-year allocation inputs; displayed values and growth are calculated: China destination sales were USD xx.xx; regional sales declined in 2025.
6. GE HealthCare Technologies Inc. - 2022 Form 10-K
   - Evidence informing the 2020 market-value input; displayed series and growth include calculations: Services revenue of USD xx.xx anchors the high-cost equipment cohort's historical activity index.
   - Evidence informing the 2021 market-value input; displayed series and growth include calculations: Services revenue of USD xx.xx supplies the comparable activity index.
   - Evidence informing the 2022 market-value input; displayed series and growth include calculations: Services revenue of USD xx.xx supplies the activity index. The filing attributes the services decline primarily to unfavorable currency effects.
7. Health at a Glance 2025 - Diagnostic Technologies
   - Evidence informing the 2032 market-value input; displayed series and growth include calculations: Long-run increases in imaging activity support continued equipment demand; examination volumes are not substituted for maintenance revenue.
   - Evidence informing the 2040 market-value input; displayed series and growth include calculations: The observed country variation and incomplete coverage constrain long-run stock-growth assumptions and prohibit uniform worldwide density extrapolation.
8. OnWatch Predict
   - Evidence informing the 2032 market-value input; displayed series and growth include calculations: Conditional reported benefits support considering a service-efficiency counterforce, not applying downtime reductions directly to service revenue.
   - Evidence informing the 2040 market-value input; displayed series and growth include calculations: The offering supports retaining human and component fulfillment costs in the long-run forecast; it does not establish autonomous servicing or engineer replacement.

9. Unite In-House Service Solutions
   - Evidence informing the 2032 market-value input; displayed series and growth include calculations: The retained-labor boundary supports the modeled purchased-scope counterforce, without measuring future adoption.
   - Evidence informing the 2040 market-value input; displayed series and growth include calculations: The offering supports maintaining a distinction between installed equipment obligations and externally purchased service expenditure.
10. Philips Standard Terms and Conditions of Service, Revision 23, April 2024
    - Evidence informing the 2032 market-value input; displayed series and growth include calculations: Published lifecycle terms condition post-End-of-Life repair on parts and trained-personnel availability and remove the earlier uptime guarantee. These constrain assumed indefinite support extension.
    - Evidence informing the 2040 market-value input; displayed series and growth include calculations: The lifecycle conditions support including retirement and support limitations in long-run growth assumptions, but do not establish a dated global withdrawal event.
11. Health at a Glance 2025 - Diagnostic Technologies
    - Evidence informing base-year allocation inputs; displayed values and growth are calculated: Imaging-stock comparator.
    - Evidence informing forecast-year allocation inputs; displayed values and growth are calculated: Imaging-stock comparator.
    - Evidence informing base-year allocation inputs; displayed values and growth are calculated: Coverage limitation.
    - Evidence informing forecast-year allocation inputs; displayed values and growth are calculated: Coverage limitation.
12. Health at a Glance: Latin America and the Caribbean 2023 - Medical Technologies
    - Evidence informing base-year allocation inputs; displayed values and growth are calculated: Brazil's CT and MRI densities anchor the equipment-linked expenditure proxy.
    - Evidence informing forecast-year allocation inputs; displayed values and growth are calculated: Brazil's CT and MRI densities anchor the equipment-linked expenditure proxy.
    - Evidence informing base-year allocation inputs; displayed values and growth are calculated: Heterogeneous regional equipment availability and partial coverage constrain the allocation model.
    - Evidence informing forecast-year allocation inputs; displayed values and growth are calculated: Heterogeneous regional equipment availability and partial coverage constrain the allocation model.
13. Health at a Glance: Asia/Pacific 2024 - Medical Technologies
    - Evidence informing base-year allocation inputs; displayed values and growth are calculated: Density and reimbursement-coverage anchors.
    - Evidence informing forecast-year allocation inputs; displayed values and growth are calculated: Density and reimbursement-coverage anchors.
    - Evidence informing base-year allocation inputs; displayed values and growth are calculated: High installed-density anchor.
    - Evidence informing forecast-year allocation inputs; displayed values and growth are calculated: High installed-density anchor.
    - Evidence informing base-year allocation inputs; displayed values and growth are calculated: Installed-density anchor.
    - Evidence informing forecast-year allocation inputs; displayed values and growth are calculated: Installed-density anchor.
    - Evidence informing base-year allocation inputs; displayed values and growth are calculated: Regional heterogeneity constrains uniform-density and uniform-access assumptions.
    - Evidence informing forecast-year allocation inputs; displayed values and growth are calculated: Regional heterogeneity constrains uniform-density and uniform-access assumptions.

14. Assessment of Breast Cancer Control Capacities in the WHO African Region in 2022
    - Evidence informing base-year allocation inputs; displayed values and growth are calculated: Survey coverage and equipment scarcity constrain extrapolation across Africa.
    - Evidence informing forecast-year allocation inputs; displayed values and growth are calculated: Survey coverage and equipment scarcity constrain extrapolation across Africa.
15. Hospital Equipment Maintenance Requirements - CMS Memorandum 14-07-Hospital
    - Evidence informing base-year allocation inputs; displayed values and growth are calculated: Imaging maintenance must follow manufacturer recommendations; this is not an exclusive OEM purchasing award.
    - Evidence informing forecast-year allocation inputs; displayed values and growth are calculated: Imaging maintenance must follow manufacturer recommendations; this is not an exclusive OEM purchasing award.
16. Managed Neutral Vendor Services - East of England Collaborative Procurement Hub
    - Evidence informing forecast-year allocation inputs; displayed values and growth are calculated: The framework starts January xx.xx 2026 and requires mini-competition; admission is not realized maintenance revenue.
17. Diagnostic Imaging Accreditation Scheme - Australian Commission on Safety and Quality in Health Care
    - Evidence informing base-year allocation inputs; displayed values and growth are calculated: Equipment-appropriate training, local licensing and records constrain service access, without measuring an outsourcing share.
    - Evidence informing forecast-year allocation inputs; displayed values and growth are calculated: Equipment-appropriate training, local licensing and records constrain service access, without measuring an outsourcing share.

7.3. Preventive Maintenance

Table 12. Global Medical Imaging Equipment Maintenance Services Market Size, by Preventive Maintenance, by Region, 2017-2040 (USD Million)

Region	2017	2024	2025	2026	2027	2032	2040	CAGR (%)
Africa	xx.xx	xx.xx	xx.xx	xx.xx	xx.xx	xx.xx	xx.xx	xx.xx
Asia-Pacific	xx.xx	xx.xx	xx.xx	xx.xx	xx.xx	xx.xx	xx.xx	xx.xx
Europe	xx.xx	xx.xx	xx.xx	xx.xx	xx.xx	xx.xx	xx.xx	xx.xx
Latin America	xx.xx	xx.xx	xx.xx	xx.xx	xx.xx	xx.xx	xx.xx	xx.xx
Middle East	xx.xx	xx.xx	xx.xx	xx.xx	xx.xx	xx.xx	xx.xx	xx.xx
North America	xx.xx	xx.xx	xx.xx	xx.xx	xx.xx	xx.xx	xx.xx	xx.xx
Total	**xx.xx**	**xx.xx**	**xx.xx**	**xx.xx**	**xx.xx**	**xx.xx**	**xx.xx**	**xx.xx**

Table 13. Global Medical Imaging Equipment Maintenance Services Market Size, by Preventive Maintenance, by Group, 2017-2040 (USD Million)

Group	2017	2024	2025	2026	2027	2032	2040	CAGR (%)
ASEAN	xx.xx	xx.xx	xx.xx	xx.xx	xx.xx	xx.xx	xx.xx	xx.xx
BRICS	xx.xx	xx.xx	xx.xx	xx.xx	xx.xx	xx.xx	xx.xx	xx.xx
European Union	xx.xx	xx.xx	xx.xx	xx.xx	xx.xx	xx.xx	xx.xx	xx.xx
G7	xx.xx	xx.xx	xx.xx	xx.xx	xx.xx	xx.xx	xx.xx	xx.xx
GCC	xx.xx	xx.xx	xx.xx	xx.xx	xx.xx	xx.xx	xx.xx	xx.xx
NATO	xx.xx	xx.xx	xx.xx	xx.xx	xx.xx	xx.xx	xx.xx	xx.xx

Table 14. Global Medical Imaging Equipment Maintenance Services Market Size, by Preventive Maintenance, by Country, 2017-2040 (USD Million)

Country	2017	2024	2025	2026	2027	2032	2040	CAGR (%)
Australia	xx.xx	xx.xx	xx.xx	xx.xx	xx.xx	xx.xx	xx.xx	xx.xx
Brazil	xx.xx	xx.xx	xx.xx	xx.xx	xx.xx	xx.xx	xx.xx	xx.xx
Canada	xx.xx	xx.xx	xx.xx	xx.xx	xx.xx	xx.xx	xx.xx	xx.xx
China	xx.xx	xx.xx	xx.xx	xx.xx	xx.xx	xx.xx	xx.xx	xx.xx
France	xx.xx	xx.xx	xx.xx	xx.xx	xx.xx	xx.xx	xx.xx	xx.xx
Germany	xx.xx	xx.xx	xx.xx	xx.xx	xx.xx	xx.xx	xx.xx	xx.xx
India	xx.xx	xx.xx	xx.xx	xx.xx	xx.xx	xx.xx	xx.xx	xx.xx
Italy	xx.xx	xx.xx	xx.xx	xx.xx	xx.xx	xx.xx	xx.xx	xx.xx
Japan	xx.xx	xx.xx	xx.xx	xx.xx	xx.xx	xx.xx	xx.xx	xx.xx
Mexico	xx.xx	xx.xx	xx.xx	xx.xx	xx.xx	xx.xx	xx.xx	xx.xx
Russia	xx.xx	xx.xx	xx.xx	xx.xx	xx.xx	xx.xx	xx.xx	xx.xx
South Korea	xx.xx	xx.xx	xx.xx	xx.xx	xx.xx	xx.xx	xx.xx	xx.xx
Spain	xx.xx	xx.xx	xx.xx	xx.xx	xx.xx	xx.xx	xx.xx	xx.xx
United Kingdom	xx.xx	xx.xx	xx.xx	xx.xx	xx.xx	xx.xx	xx.xx	xx.xx
United States	xx.xx	xx.xx	xx.xx	xx.xx	xx.xx	xx.xx	xx.xx	xx.xx
Others	xx.xx	xx.xx	xx.xx	xx.xx	xx.xx	xx.xx	xx.xx	xx.xx
Total	**xx.xx**	**xx.xx**	**xx.xx**	**xx.xx**	**xx.xx**	**xx.xx**	**xx.xx**	**xx.xx**

Sources & Evidence

1. Remanufacturing and Servicing Medical Devices

   · Taxonomy evidence: The servicing definition expressly includes preventive or routine maintenance of parts within a finished device. ([fda.gov](https://www.fda.gov/medical-devices/quality-and-compliance-medical-devices/remanufacturing-and-servicing-medical-devices))

2. Medical equipment maintenance programme overview
   - Taxonomy evidence: Preventive upkeep is associated with longer equipment life and fewer failures. ([who.int](https://www.who.int/publications/i/item/xx.xx))
3. Maintenance of Imaging Equipment and Associated Assets
   - Taxonomy evidence: The proposed maintenance service expressly includes planned preventive work for installed X-ray and ultrasound equipment. ([sell2wales.gov.wales](https://www.sell2wales.gov.wales/search/show/search_view.aspx?ID=JUL635004&catID=))
4. GE HealthCare Technologies Inc. - 2025 Form 10-K
   - Evidence informing the 2023 market-value input; displayed series and growth include calculations: Reported services revenue of USD xx.xx supplies a historical commercial-activity proxy; it is broader than imaging maintenance.
   - Evidence informing the 2024 market-value input; displayed series and growth include calculations: Reported services revenue of USD xx.xx supplies the comparable historical proxy.
   - Evidence informing base-year allocation inputs; displayed values and growth are calculated: Destination-sales cross-check; broader than maintenance.
   - Evidence informing forecast-year allocation inputs; displayed values and growth are calculated: Destination-sales cross-check; broader than maintenance.
   - Evidence informing base-year allocation inputs; displayed values and growth are calculated: EMEA commercial-scale cross-check.
   - Evidence informing forecast-year allocation inputs; displayed values and growth are calculated: EMEA commercial-scale cross-check.
   - Evidence informing base-year allocation inputs; displayed values and growth are calculated: China commercial activity and 2025 growth counterevidence.
   - Evidence informing forecast-year allocation inputs; displayed values and growth are calculated: China commercial activity and 2025 growth counterevidence.
   - Evidence informing base-year allocation inputs; displayed values and growth are calculated: U.S. destination sales were USD xx.xx, not maintenance-only revenue.
   - Evidence informing forecast-year allocation inputs; displayed values and growth are calculated: U.S. destination sales were USD xx.xx, not maintenance-only revenue.
   - Evidence informing base-year allocation inputs; displayed values and growth are calculated: China destination sales were USD xx.xx; regional sales declined in 2025.
   - Evidence informing forecast-year allocation inputs; displayed values and growth are calculated: China destination sales were USD xx.xx; regional sales declined in 2025.
5. GE HealthCare Technologies Inc. - 2022 Form 10-K
   - Evidence informing the 2020 market-value input; displayed series and growth include calculations: Services revenue of USD xx.xx anchors the high-cost equipment cohort's historical activity index.
   - Evidence informing the 2021 market-value input; displayed series and growth include calculations: Services revenue of USD xx.xx supplies the comparable activity index.
   - Evidence informing the 2022 market-value input; displayed series and growth include calculations: Services revenue of USD xx.xx supplies the activity index. The filing attributes the services decline primarily to unfavorable currency effects.
6. Health at a Glance 2025 - Diagnostic Technologies
   - Evidence informing the 2032 market-value input; displayed series and growth include calculations: Long-run increases in imaging activity support continued equipment demand; examination volumes are not substituted for maintenance revenue.
   - Evidence informing the 2040 market-value input; displayed series and growth include calculations: The observed country variation and incomplete coverage constrain long-run stock-growth assumptions and prohibit uniform worldwide density extrapolation.

7. OnWatch Predict
   - Evidence informing the 2032 market-value input; displayed series and growth include calculations: Conditional reported benefits support considering a service-efficiency counterforce, not applying downtime reductions directly to service revenue.
   - Evidence informing the 2040 market-value input; displayed series and growth include calculations: The offering supports retaining human and component fulfillment costs in the long-run forecast; it does not establish autonomous servicing or engineer replacement.
8. Unite In-House Service Solutions
   - Evidence informing the 2032 market-value input; displayed series and growth include calculations: The retained-labor boundary supports the modeled purchased-scope counterforce, without measuring future adoption.
   - Evidence informing the 2040 market-value input; displayed series and growth include calculations: The offering supports maintaining a distinction between installed equipment obligations and externally purchased service expenditure.
9. Philips Standard Terms and Conditions of Service, Revision 23, April 2024
   - Evidence informing the 2032 market-value input; displayed series and growth include calculations: Published lifecycle terms condition post-End-of-Life repair on parts and trained-personnel availability and remove the earlier uptime guarantee. These constrain assumed indefinite support extension.
   - Evidence informing the 2040 market-value input; displayed series and growth include calculations: The lifecycle conditions support including retirement and support limitations in long-run growth assumptions, but do not establish a dated global withdrawal event.
10. Health at a Glance 2025 - Diagnostic Technologies
    - Evidence informing base-year allocation inputs; displayed values and growth are calculated: Imaging-stock comparator.
    - Evidence informing forecast-year allocation inputs; displayed values and growth are calculated: Imaging-stock comparator.
    - Evidence informing base-year allocation inputs; displayed values and growth are calculated: Coverage limitation.
    - Evidence informing forecast-year allocation inputs; displayed values and growth are calculated: Coverage limitation.
11. Health at a Glance: Latin America and the Caribbean 2023 - Medical Technologies
    - Evidence informing base-year allocation inputs; displayed values and growth are calculated: Brazil's CT and MRI densities anchor the equipment-linked expenditure proxy.
    - Evidence informing forecast-year allocation inputs; displayed values and growth are calculated: Brazil's CT and MRI densities anchor the equipment-linked expenditure proxy.
    - Evidence informing base-year allocation inputs; displayed values and growth are calculated: Heterogeneous regional equipment availability and partial coverage constrain the allocation model.
    - Evidence informing forecast-year allocation inputs; displayed values and growth are calculated: Heterogeneous regional equipment availability and partial coverage constrain the allocation model.

12. Health at a Glance: Asia/Pacific 2024 - Medical Technologies
    - Evidence informing base-year allocation inputs; displayed values and growth are calculated: Density and reimbursement-coverage anchors.
    - Evidence informing forecast-year allocation inputs; displayed values and growth are calculated: Density and reimbursement-coverage anchors.
    - Evidence informing base-year allocation inputs; displayed values and growth are calculated: High installed-density anchor.
    - Evidence informing forecast-year allocation inputs; displayed values and growth are calculated: High installed-density anchor.
    - Evidence informing base-year allocation inputs; displayed values and growth are calculated: Installed-density anchor.
    - Evidence informing forecast-year allocation inputs; displayed values and growth are calculated: Installed-density anchor.
    - Evidence informing base-year allocation inputs; displayed values and growth are calculated: Regional heterogeneity constrains uniform-density and uniform-access assumptions.
    - Evidence informing forecast-year allocation inputs; displayed values and growth are calculated: Regional heterogeneity constrains uniform-density and uniform-access assumptions.
13. Assessment of Breast Cancer Control Capacities in the WHO African Region in 2022
    - Evidence informing base-year allocation inputs; displayed values and growth are calculated: Survey coverage and equipment scarcity constrain extrapolation across Africa.
    - Evidence informing forecast-year allocation inputs; displayed values and growth are calculated: Survey coverage and equipment scarcity constrain extrapolation across Africa.
14. Hospital Equipment Maintenance Requirements - CMS Memorandum 14-07-Hospital
    - Evidence informing base-year allocation inputs; displayed values and growth are calculated: Imaging maintenance must follow manufacturer recommendations; this is not an exclusive OEM purchasing award.
    - Evidence informing forecast-year allocation inputs; displayed values and growth are calculated: Imaging maintenance must follow manufacturer recommendations; this is not an exclusive OEM purchasing award.
15. Managed Neutral Vendor Services - East of England Collaborative Procurement Hub
    - Evidence informing forecast-year allocation inputs; displayed values and growth are calculated: The framework starts January xx.xx 2026 and requires mini-competition; admission is not realized maintenance revenue.
16. Diagnostic Imaging Accreditation Scheme - Australian Commission on Safety and Quality in Health Care
    - Evidence informing base-year allocation inputs; displayed values and growth are calculated: Equipment-appropriate training, local licensing and records constrain service access, without measuring an outsourcing share.
    - Evidence informing forecast-year allocation inputs; displayed values and growth are calculated: Equipment-appropriate training, local licensing and records constrain service access, without measuring an outsourcing share.
17. What's Included in Preventative Maintenance?
    - Evidence informing base-year allocation inputs; displayed values and growth are calculated: Published PM-only monthly prices provide annualized narrow-service monetary anchors; they are not full-contract prices. ([blockimaging.com](https://www.blockimaging.com/blog/bid/xx.xx/what-s-included-in-imaging-equipment-preventative-maintenance-really))
    - Evidence informing forecast-year allocation inputs; displayed values and growth are calculated: Published PM-only monthly prices provide annualized narrow-service monetary anchors; they are not full-contract prices. ([blockimaging.com](https://www.blockimaging.com/blog/bid/xx.xx/what-s-included-in-imaging-equipment-preventative-maintenance-really))

7.4. Inspection and Verification

Table 15. Global Medical Imaging Equipment Maintenance Services Market Size, by Inspection and Verification, by Region, 2017-2040 (USD Million)

Region	2017	2024	2025	2026	2027	2032	2040	CAGR (%)
Africa	xx.xx	xx.xx	xx.xx	xx.xx	xx.xx	xx.xx	xx.xx	xx.xx
Asia-Pacific	xx.xx	xx.xx	xx.xx	xx.xx	xx.xx	xx.xx	xx.xx	xx.xx
Europe	xx.xx	xx.xx	xx.xx	xx.xx	xx.xx	xx.xx	xx.xx	xx.xx
Latin America	xx.xx	xx.xx	xx.xx	xx.xx	xx.xx	xx.xx	xx.xx	xx.xx
Middle East	xx.xx	xx.xx	xx.xx	xx.xx	xx.xx	xx.xx	xx.xx	xx.xx
North America	xx.xx	xx.xx	xx.xx	xx.xx	xx.xx	xx.xx	xx.xx	xx.xx
Total	**xx.xx**	**xx.xx**	**xx.xx**	**xx.xx**	**xx.xx**	**xx.xx**	**xx.xx**	**xx.xx**

Table 16. Global Medical Imaging Equipment Maintenance Services Market Size, by Inspection and Verification, by Group, 2017-2040 (USD Million)

Group	2017	2024	2025	2026	2027	2032	2040	CAGR (%)
ASEAN	xx.xx	xx.xx	xx.xx	xx.xx	xx.xx	xx.xx	xx.xx	xx.xx
BRICS	xx.xx	xx.xx	xx.xx	xx.xx	xx.xx	xx.xx	xx.xx	xx.xx
European Union	xx.xx	xx.xx	xx.xx	xx.xx	xx.xx	xx.xx	xx.xx	xx.xx
G7	xx.xx	xx.xx	xx.xx	xx.xx	xx.xx	xx.xx	xx.xx	xx.xx
GCC	xx.xx	xx.xx	xx.xx	xx.xx	xx.xx	xx.xx	xx.xx	xx.xx
NATO	xx.xx	xx.xx	xx.xx	xx.xx	xx.xx	xx.xx	xx.xx	xx.xx

Table 17. Global Medical Imaging Equipment Maintenance Services Market Size, by Inspection and Verification, by Country, 2017-2040 (USD Million)

Country	2017	2024	2025	2026	2027	2032	2040	CAGR (%)
Australia	xx.xx	xx.xx	xx.xx	xx.xx	xx.xx	xx.xx	xx.xx	xx.xx
Brazil	xx.xx	xx.xx	xx.xx	xx.xx	xx.xx	xx.xx	xx.xx	xx.xx
Canada	xx.xx	xx.xx	xx.xx	xx.xx	xx.xx	xx.xx	xx.xx	xx.xx
China	xx.xx	xx.xx	xx.xx	xx.xx	xx.xx	xx.xx	xx.xx	xx.xx
France	xx.xx	xx.xx	xx.xx	xx.xx	xx.xx	xx.xx	xx.xx	xx.xx
Germany	xx.xx	xx.xx	xx.xx	xx.xx	xx.xx	xx.xx	xx.xx	xx.xx
India	xx.xx	xx.xx	xx.xx	xx.xx	xx.xx	xx.xx	xx.xx	xx.xx
Italy	xx.xx	xx.xx	xx.xx	xx.xx	xx.xx	xx.xx	xx.xx	xx.xx
Japan	xx.xx	xx.xx	xx.xx	xx.xx	xx.xx	xx.xx	xx.xx	xx.xx
Mexico	xx.xx	xx.xx	xx.xx	xx.xx	xx.xx	xx.xx	xx.xx	xx.xx
Russia	xx.xx	xx.xx	xx.xx	xx.xx	xx.xx	xx.xx	xx.xx	xx.xx
South Korea	xx.xx	xx.xx	xx.xx	xx.xx	xx.xx	xx.xx	xx.xx	xx.xx
Spain	xx.xx	xx.xx	xx.xx	xx.xx	xx.xx	xx.xx	xx.xx	xx.xx
United Kingdom	xx.xx	xx.xx	xx.xx	xx.xx	xx.xx	xx.xx	xx.xx	xx.xx
United States	xx.xx	xx.xx	xx.xx	xx.xx	xx.xx	xx.xx	xx.xx	xx.xx
Others	xx.xx	xx.xx	xx.xx	xx.xx	xx.xx	xx.xx	xx.xx	xx.xx
Total	**xx.xx**	**xx.xx**	**xx.xx**	**xx.xx**	**xx.xx**	**xx.xx**	**xx.xx**	**xx.xx**

Sources & Evidence

1. X-ray equipment performance surveys

   · Taxonomy evidence: The public healthcare institution separately describes equipment-performance survey services covering general radiography, fluoroscopy, densitometry, mammography, CT, and dental X-ray equipment, including routine assessment of installed assets. This corroborates an assessment offering, not isolated inspection-only purchase consideration. ([uhb.nhs.uk](https://www.uhb.nhs.uk/services/radiation-protection/x-ray-equipment-performance-surveys/))

   · Evidence informing base-year allocation inputs; displayed values and growth are calculated: A public healthcare provider separately offers equipment-performance surveys, corroborating an assessment deliverable without measuring its market share. ([uhb.nhs.uk](https://www.uhb.nhs.uk/services/radiation-protection/x-ray-equipment-performance-surveys/))

   · Evidence informing forecast-year allocation inputs; displayed values and growth are calculated: A public healthcare provider separately offers equipment-performance surveys, corroborating an assessment deliverable without measuring its market share. ([uhb.nhs.uk](https://www.uhb.nhs.uk/services/radiation-protection/x-ray-equipment-performance-surveys/))

2. Medical equipment maintenance programme overview

   · Taxonomy evidence: The framework recognizes equipment-performance and safety inspections. ([who.int](https://www.who.int/publications/i/item/xx.xx))

3. GE HealthCare Technologies Inc. - 2025 Form 10-K
   - Evidence informing the 2023 market-value input; displayed series and growth include calculations: Reported services revenue of USD xx.xx supplies a historical commercial-activity proxy; it is broader than imaging maintenance.
   - Evidence informing the 2024 market-value input; displayed series and growth include calculations: Reported services revenue of USD xx.xx supplies the comparable historical proxy.
   - Evidence informing base-year allocation inputs; displayed values and growth are calculated: Destination-sales cross-check; broader than maintenance.
   - Evidence informing forecast-year allocation inputs; displayed values and growth are calculated: Destination-sales cross-check; broader than maintenance.
   - Evidence informing base-year allocation inputs; displayed values and growth are calculated: EMEA commercial-scale cross-check.
   - Evidence informing forecast-year allocation inputs; displayed values and growth are calculated: EMEA commercial-scale cross-check.
   - Evidence informing base-year allocation inputs; displayed values and growth are calculated: China commercial activity and 2025 growth counterevidence.
   - Evidence informing forecast-year allocation inputs; displayed values and growth are calculated: China commercial activity and 2025 growth counterevidence.
   - Evidence informing base-year allocation inputs; displayed values and growth are calculated: U.S. destination sales were USD xx.xx, not maintenance-only revenue.
   - Evidence informing forecast-year allocation inputs; displayed values and growth are calculated: U.S. destination sales were USD xx.xx, not maintenance-only revenue.
   - Evidence informing base-year allocation inputs; displayed values and growth are calculated: China destination sales were USD xx.xx; regional sales declined in 2025.
   - Evidence informing forecast-year allocation inputs; displayed values and growth are calculated: China destination sales were USD xx.xx; regional sales declined in 2025.
4. GE HealthCare Technologies Inc. - 2022 Form 10-K
   - Evidence informing the 2020 market-value input; displayed series and growth include calculations: Services revenue of USD xx.xx anchors the high-cost equipment cohort's historical activity index.
   - Evidence informing the 2021 market-value input; displayed series and growth include calculations: Services revenue of USD xx.xx supplies the comparable activity index.
   - Evidence informing the 2022 market-value input; displayed series and growth include calculations: Services revenue of USD xx.xx supplies the activity index. The filing attributes the services decline primarily to unfavorable currency effects.
5. Health at a Glance 2025 - Diagnostic Technologies
   - Evidence informing the 2032 market-value input; displayed series and growth include calculations: Long-run increases in imaging activity support continued equipment demand; examination volumes are not substituted for maintenance revenue.
   - Evidence informing the 2040 market-value input; displayed series and growth include calculations: The observed country variation and incomplete coverage constrain long-run stock-growth assumptions and prohibit uniform worldwide density extrapolation.
6. OnWatch Predict
   - Evidence informing the 2032 market-value input; displayed series and growth include calculations: Conditional reported benefits support considering a service-efficiency counterforce, not applying downtime reductions directly to service revenue.
   - Evidence informing the 2040 market-value input; displayed series and growth include calculations: The offering supports retaining human and component fulfillment costs in the long-run forecast; it does not establish autonomous servicing or engineer replacement.

7. Unite In-House Service Solutions
   - Evidence informing the 2032 market-value input; displayed series and growth include calculations: The retained-labor boundary supports the modeled purchased-scope counterforce, without measuring future adoption.
   - Evidence informing the 2040 market-value input; displayed series and growth include calculations: The offering supports maintaining a distinction between installed equipment obligations and externally purchased service expenditure.
8. Philips Standard Terms and Conditions of Service, Revision 23, April 2024
   - Evidence informing the 2032 market-value input; displayed series and growth include calculations: Published lifecycle terms condition post-End-of-Life repair on parts and trained-personnel availability and remove the earlier uptime guarantee. These constrain assumed indefinite support extension.
   - Evidence informing the 2040 market-value input; displayed series and growth include calculations: The lifecycle conditions support including retirement and support limitations in long-run growth assumptions, but do not establish a dated global withdrawal event.
9. Health at a Glance 2025 - Diagnostic Technologies
   - Evidence informing base-year allocation inputs; displayed values and growth are calculated: Imaging-stock comparator.
   - Evidence informing forecast-year allocation inputs; displayed values and growth are calculated: Imaging-stock comparator.
   - Evidence informing base-year allocation inputs; displayed values and growth are calculated: Coverage limitation.
   - Evidence informing forecast-year allocation inputs; displayed values and growth are calculated: Coverage limitation.
10. Health at a Glance: Latin America and the Caribbean 2023 - Medical Technologies
    - Evidence informing base-year allocation inputs; displayed values and growth are calculated: Brazil's CT and MRI densities anchor the equipment-linked expenditure proxy.
    - Evidence informing forecast-year allocation inputs; displayed values and growth are calculated: Brazil's CT and MRI densities anchor the equipment-linked expenditure proxy.
    - Evidence informing base-year allocation inputs; displayed values and growth are calculated: Heterogeneous regional equipment availability and partial coverage constrain the allocation model.
    - Evidence informing forecast-year allocation inputs; displayed values and growth are calculated: Heterogeneous regional equipment availability and partial coverage constrain the allocation model.
11. Health at a Glance: Asia/Pacific 2024 - Medical Technologies
    - Evidence informing base-year allocation inputs; displayed values and growth are calculated: Density and reimbursement-coverage anchors.
    - Evidence informing forecast-year allocation inputs; displayed values and growth are calculated: Density and reimbursement-coverage anchors.
    - Evidence informing base-year allocation inputs; displayed values and growth are calculated: High installed-density anchor.
    - Evidence informing forecast-year allocation inputs; displayed values and growth are calculated: High installed-density anchor.
    - Evidence informing base-year allocation inputs; displayed values and growth are calculated: Installed-density anchor.
    - Evidence informing forecast-year allocation inputs; displayed values and growth are calculated: Installed-density anchor.
    - Evidence informing base-year allocation inputs; displayed values and growth are calculated: Regional heterogeneity constrains uniform-density and uniform-access assumptions.
    - Evidence informing forecast-year allocation inputs; displayed values and growth are calculated: Regional heterogeneity constrains uniform-density and uniform-access assumptions.

12. Assessment of Breast Cancer Control Capacities in the WHO African Region in 2022
    - Evidence informing base-year allocation inputs; displayed values and growth are calculated: Survey coverage and equipment scarcity constrain extrapolation across Africa.
    - Evidence informing forecast-year allocation inputs; displayed values and growth are calculated: Survey coverage and equipment scarcity constrain extrapolation across Africa.
13. Hospital Equipment Maintenance Requirements - CMS Memorandum 14-07-Hospital
    - Evidence informing base-year allocation inputs; displayed values and growth are calculated: Imaging maintenance must follow manufacturer recommendations; this is not an exclusive OEM purchasing award.
    - Evidence informing forecast-year allocation inputs; displayed values and growth are calculated: Imaging maintenance must follow manufacturer recommendations; this is not an exclusive OEM purchasing award.
14. Managed Neutral Vendor Services - East of England Collaborative Procurement Hub
    - Evidence informing forecast-year allocation inputs; displayed values and growth are calculated: The framework starts January xx.xx 2026 and requires mini-competition; admission is not realized maintenance revenue.
15. Diagnostic Imaging Accreditation Scheme - Australian Commission on Safety and Quality in Health Care
    - Evidence informing base-year allocation inputs; displayed values and growth are calculated: Equipment-appropriate training, local licensing and records constrain service access, without measuring an outsourcing share.
    - Evidence informing forecast-year allocation inputs; displayed values and growth are calculated: Equipment-appropriate training, local licensing and records constrain service access, without measuring an outsourcing share.

8. Medical Imaging Equipment Maintenance Services Market, by Imaging Modality

[redacted] For General Radiography and Bone Densitometry buyers, this provides a procurement example, not a universal qualification ladder. Consolidating these modalities still requires a named asset schedule and explicit component scope; participation in an imaging lot does not establish eligibility for every model.

[redacted] Dental Radiology also requires close attention to responsibility allocation, as specified Carestream Dental parts-only extensions leave labor and technician coordination with the customer. Buyers should compare these offerings against the actual obligation needed, rather than infer equivalent coverage from a modality label.

Within Nuclear Medicine Imaging, the equipment schedule should distinguish Gamma Camera and SPECT Imaging from Standalone PET Imaging; a PET/CT reference does not establish a standalone PET maintenance obligation. Hybrid Imaging requires similarly explicit treatment of SPECT/CT, PET/CT, PET/MRI, and Hybrid Interventional Imaging. [redacted]

Figure 10. Global Medical Imaging Equipment Maintenance Services Market Size, by Imaging Modality, 2025 (%)

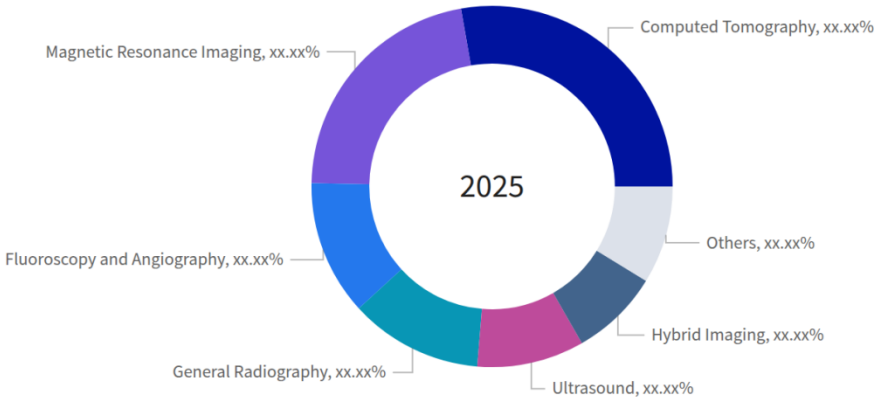

Figure 11. Global Medical Imaging Equipment Maintenance Services Market, by Imaging Modality, 2032 (USD Million)

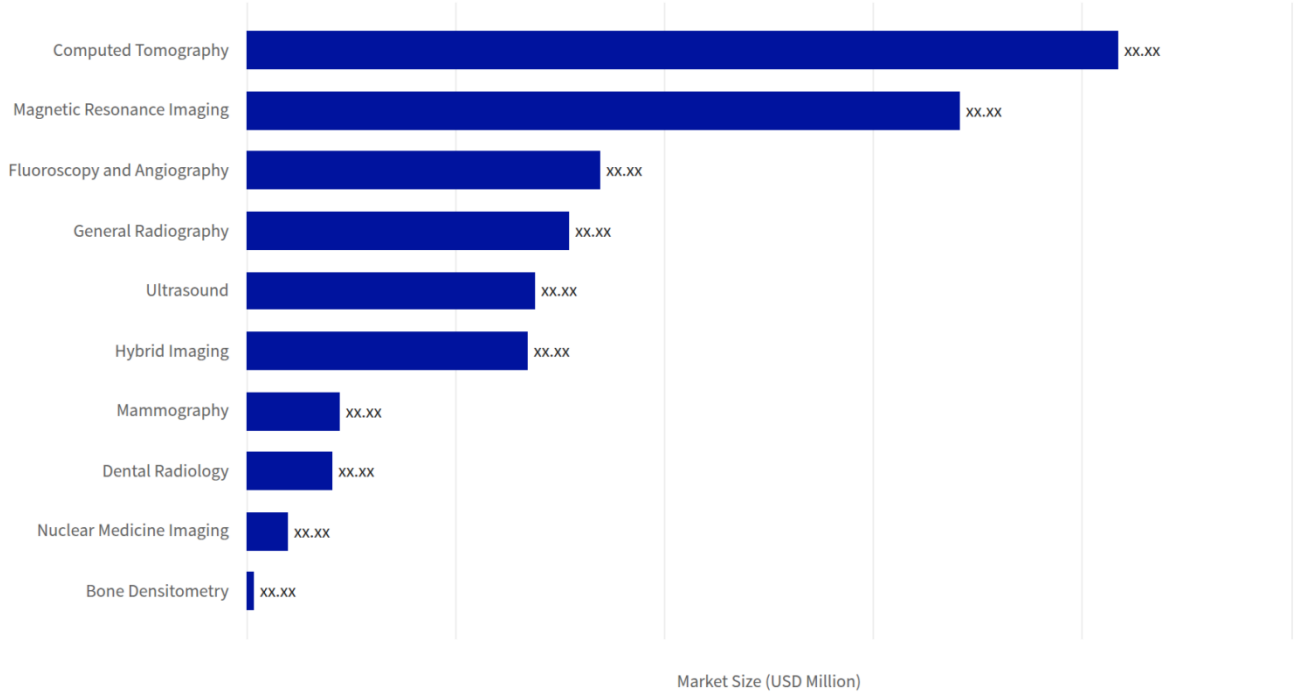

Table 18. Global Medical Imaging Equipment Maintenance Services Market, by Imaging Modality growth contribution, 2025-2032

Category	2025 value (USD Million)	2032 value (USD Million)	Added value (USD Million)	2025 share (%)	2032 share (%)	Change (pp)	Growth share (%)	CAGR (%)
Bone Densitometry	xx.xx	xx.xx	xx.xx	xx.xx	xx.xx	xx.xx	xx.xx	xx.xx
Computed Tomography	xx.xx	xx.xx	xx.xx	xx.xx	xx.xx	xx.xx	xx.xx	xx.xx
Dental Radiology	xx.xx	xx.xx	xx.xx	xx.xx	xx.xx	xx.xx	xx.xx	xx.xx
Fluoroscopy and Angiography	xx.xx	xx.xx	xx.xx	xx.xx	xx.xx	xx.xx	xx.xx	xx.xx
General Radiography	xx.xx	xx.xx	xx.xx	xx.xx	xx.xx	xx.xx	xx.xx	xx.xx
Hybrid Imaging	xx.xx	xx.xx	xx.xx	xx.xx	xx.xx	xx.xx	xx.xx	xx.xx
Magnetic Resonance Imaging	xx.xx	xx.xx	xx.xx	xx.xx	xx.xx	xx.xx	xx.xx	xx.xx
Mammography	xx.xx	xx.xx	xx.xx	xx.xx	xx.xx	xx.xx	xx.xx	xx.xx
Nuclear Medicine Imaging	xx.xx	xx.xx	xx.xx	xx.xx	xx.xx	xx.xx	xx.xx	xx.xx
Ultrasound	xx.xx	xx.xx	xx.xx	xx.xx	xx.xx	xx.xx	xx.xx	xx.xx
Scope total	**xx.xx**	**xx.xx**	**xx.xx**	**xx.xx**	**xx.xx**	**xx.xx**	**xx.xx**	**xx.xx**

Table 19. Global Medical Imaging Equipment Maintenance Services Market Size, by Imaging Modality, 2017-2040 (USD Million)

Imaging Modality	2017	2024	2025	2026	2027	2032	2040	CAGR (%)
Bone Densitometry	xx.xx	xx.xx	xx.xx	xx.xx	xx.xx	xx.xx	xx.xx	xx.xx
Computed Tomography	xx.xx	xx.xx	xx.xx	xx.xx	xx.xx	xx.xx	xx.xx	xx.xx
Dental Radiology	xx.xx	xx.xx	xx.xx	xx.xx	xx.xx	xx.xx	xx.xx	xx.xx
Fluoroscopy and Angiography	xx.xx	xx.xx	xx.xx	xx.xx	xx.xx	xx.xx	xx.xx	xx.xx
General Radiography	xx.xx	xx.xx	xx.xx	xx.xx	xx.xx	xx.xx	xx.xx	xx.xx
Hybrid Imaging	xx.xx	xx.xx	xx.xx	xx.xx	xx.xx	xx.xx	xx.xx	xx.xx
Magnetic Resonance Imaging	xx.xx	xx.xx	xx.xx	xx.xx	xx.xx	xx.xx	xx.xx	xx.xx
Mammography	xx.xx	xx.xx	xx.xx	xx.xx	xx.xx	xx.xx	xx.xx	xx.xx
Nuclear Medicine Imaging	xx.xx	xx.xx	xx.xx	xx.xx	xx.xx	xx.xx	xx.xx	xx.xx
Ultrasound	xx.xx	xx.xx	xx.xx	xx.xx	xx.xx	xx.xx	xx.xx	xx.xx
Total	**xx.xx**	**xx.xx**	**xx.xx**	**xx.xx**	**xx.xx**	**xx.xx**	**xx.xx**	**xx.xx**

Sources & Evidence

1. Ultrasound Probe Repair & Loaners

   · Innovatus advertises ultrasound-probe repair and coordinated loaners, establishing a component-specific offering.
   ([innovatusimaging.com](https://innovatusimaging.com/ultrasound-probes/ultrasound-probe-repair-loaners/))

2. CSD Equipment Sales Terms and Conditions

   · Specified extraoral-imaging parts-only extensions cover parts while leaving labor and technician coordination with the customer.
   ([carestreamdental.com](https://www.carestreamdental.com/et/company/terms-and-conditions/csd-equipment-sales-terms-and-conditions/))

3. MQSA Alternative Standard #6: Conducting the Mammography Equipment Evaluation After a Software Upgrade Under Medical Physicist Oversight

   · Applicable mammography equipment changes require a physicist-linked equipment evaluation and correction of deficiencies before patient examinations resume.
   ([fda.gov](https://www.fda.gov/radiation-emitting-products/regulations-mqsa/mqsa-alternative-standard-xx.xx-conducting-mammography-equipment-evaluation-after-software-upgrade-under))

4. Appendix 3: Framework Agreement Specification-Maintenance, Repair and Calibration of Medical Equipment

   · Imaging lots distinguish named equipment families, including nuclear and hybrid systems; personnel must have equipment-appropriate training and competence.
   ([sccl.nhs.uk](https://www.sccl.nhs.uk/wp-content/uploads/2023/xx.xx/Maintenance-Appendix-xx.xx-Framework-Specification.pdf))

5. Nexaris-At the nexus of treatment innovation

   · Siemens markets Nexaris Angio-CT and Angio-MR-CT configurations; the portfolio description establishes equipment combinations, not their maintenance terms.
   ([siemens-healthineers.com](https://www.siemens-healthineers.com/angio/nexaris-therapy-suites))

6. WHA78.13 - Strengthening medical imaging capacity

   · Taxonomy evidence: The May xx.xx 2025 resolution recognizes ionizing, nonionizing, and hybrid imaging and explicitly addresses investment in equipment maintenance. It supports the core technology-based perimeter without resolving adjacent optical-device inclusion.
   ([apps.who.int](https://apps.who.int/gb/ebwha/pdf_files/WHA78/A78_R13-en.pdf))

   · Taxonomy evidence: The May xx.xx 2025 resolution recognizes ionizing, nonionizing and hybrid medical-imaging equipment, supporting a technology-based classification that is not limited to conventional X-ray systems. ([apps.who.int](https://apps.who.int/gb/ebwha/pdf_files/WHA78/A78_R13-en.pdf))

7. Maintenance, Repair and Calibration of Medical Equipment

   · Taxonomy evidence: The February 2020 planning notice differentiates imaging-equipment families in maintenance procurement; its broader therapeutic and optical scope is not adopted.
   ([sell2wales.gov.wales](https://www.sell2wales.gov.wales/search/show/search_view.aspx?ID=FEB327174&catID=))

8. GE HealthCare Technologies Inc. - 2025 Form 10-K

   · Evidence informing the 2023 market-value input; displayed series and growth include calculations: Reported services revenue of USD xx.xx supplies a historical commercial-activity proxy; it is broader than imaging maintenance.

   · Evidence informing the 2024 market-value input; displayed series and growth include calculations: Reported services revenue of USD xx.xx supplies the comparable historical proxy.

9. GE HealthCare Technologies Inc. - 2022 Form 10-K
   - Evidence informing the 2020 market-value input; displayed series and growth include calculations: Services revenue of USD xx.xx anchors the high-cost equipment cohort's historical activity index.
   - Evidence informing the 2021 market-value input; displayed series and growth include calculations: Services revenue of USD xx.xx supplies the comparable activity index.
   - Evidence informing the 2022 market-value input; displayed series and growth include calculations: Services revenue of USD xx.xx supplies the activity index. The filing attributes the services decline primarily to unfavorable currency effects.
10. Health at a Glance 2025 - Diagnostic Technologies
    - Evidence informing the 2032 market-value input; displayed series and growth include calculations: Long-run increases in imaging activity support continued equipment demand; examination volumes are not substituted for maintenance revenue.
    - Evidence informing the 2040 market-value input; displayed series and growth include calculations: The observed country variation and incomplete coverage constrain long-run stock-growth assumptions and prohibit uniform worldwide density extrapolation.
11. OnWatch Predict
    - Evidence informing the 2032 market-value input; displayed series and growth include calculations: Conditional reported benefits support considering a service-efficiency counterforce, not applying downtime reductions directly to service revenue.
    - Evidence informing the 2040 market-value input; displayed series and growth include calculations: The offering supports retaining human and component fulfillment costs in the long-run forecast; it does not establish autonomous servicing or engineer replacement.
12. Unite In-House Service Solutions
    - Evidence informing the 2032 market-value input; displayed series and growth include calculations: The retained-labor boundary supports the modeled purchased-scope counterforce, without measuring future adoption.
    - Evidence informing the 2040 market-value input; displayed series and growth include calculations: The offering supports maintaining a distinction between installed equipment obligations and externally purchased service expenditure.
13. Philips Standard Terms and Conditions of Service, Revision 23, April 2024
    - Evidence informing the 2032 market-value input; displayed series and growth include calculations: Published lifecycle terms condition post-End-of-Life repair on parts and trained-personnel availability and remove the earlier uptime guarantee. These constrain assumed indefinite support extension.
    - Evidence informing the 2040 market-value input; displayed series and growth include calculations: The lifecycle conditions support including retirement and support limitations in long-run growth assumptions, but do not establish a dated global withdrawal event.

14. RadNet, Inc. - 2025 Form 10-K
    - Evidence informing base-year allocation inputs; displayed values and growth are calculated: The disclosed X-ray fleet provides a buyer-footprint check, not global maintenance revenue. ([sec.gov](https://www.sec.gov/Archives/edgar/data/xx.xx/xx.xx/rdnt-xx.xx.htm))
    - Evidence informing forecast-year allocation inputs; displayed values and growth are calculated: The disclosed X-ray fleet provides a buyer-footprint check, not global maintenance revenue. ([sec.gov](https://www.sec.gov/Archives/edgar/data/xx.xx/xx.xx/rdnt-xx.xx.htm))
    - Evidence informing base-year allocation inputs; displayed values and growth are calculated: The disclosed fluoroscopy fleet constrains the outpatient comparator's scope. ([sec.gov](https://www.sec.gov/Archives/edgar/data/xx.xx/xx.xx/rdnt-xx.xx.htm))
    - Evidence informing forecast-year allocation inputs; displayed values and growth are calculated: The disclosed fluoroscopy fleet constrains the outpatient comparator's scope. ([sec.gov](https://www.sec.gov/Archives/edgar/data/xx.xx/xx.xx/rdnt-xx.xx.htm))
    - Evidence informing base-year allocation inputs; displayed values and growth are calculated: CT fleet changes provide an independent relative-activity check. ([sec.gov](https://www.sec.gov/Archives/edgar/data/xx.xx/xx.xx/rdnt-xx.xx.htm))
    - Evidence informing forecast-year allocation inputs; displayed values and growth are calculated: CT fleet changes provide an independent relative-activity check. ([sec.gov](https://www.sec.gov/Archives/edgar/data/xx.xx/xx.xx/rdnt-xx.xx.htm))
    - Evidence informing base-year allocation inputs; displayed values and growth are calculated: MRI fleet changes inform a restrained relative-growth assumption. ([sec.gov](https://www.sec.gov/Archives/edgar/data/xx.xx/xx.xx/rdnt-xx.xx.htm))
    - Evidence informing forecast-year allocation inputs; displayed values and growth are calculated: MRI fleet changes inform a restrained relative-growth assumption. ([sec.gov](https://www.sec.gov/Archives/edgar/data/xx.xx/xx.xx/rdnt-xx.xx.htm))
    - Evidence informing base-year allocation inputs; displayed values and growth are calculated: Ultrasound fleet disclosure supplies a commercial-stock comparator. ([sec.gov](https://www.sec.gov/Archives/edgar/data/xx.xx/xx.xx/rdnt-xx.xx.htm))
    - Evidence informing forecast-year allocation inputs; displayed values and growth are calculated: Ultrasound fleet disclosure supplies a commercial-stock comparator. ([sec.gov](https://www.sec.gov/Archives/edgar/data/xx.xx/xx.xx/rdnt-xx.xx.htm))
    - Evidence informing base-year allocation inputs; displayed values and growth are calculated: Mammography fleet disclosure supplies a commercial-stock comparator. ([sec.gov](https://www.sec.gov/Archives/edgar/data/xx.xx/xx.xx/rdnt-xx.xx.htm))
    - Evidence informing forecast-year allocation inputs; displayed values and growth are calculated: Mammography fleet disclosure supplies a commercial-stock comparator. ([sec.gov](https://www.sec.gov/Archives/edgar/data/xx.xx/xx.xx/rdnt-xx.xx.htm))

8.1. Computed Tomography

Table 20. Global Medical Imaging Equipment Maintenance Services Market Size, by Computed Tomography, by Region, 2017-2040 (USD Million)

Region	2017	2024	2025	2026	2027	2032	2040	CAGR (%)
Africa	xx.xx	xx.xx	xx.xx	xx.xx	xx.xx	xx.xx	xx.xx	xx.xx
Asia-Pacific	xx.xx	xx.xx	xx.xx	xx.xx	xx.xx	xx.xx	xx.xx	xx.xx
Europe	xx.xx	xx.xx	xx.xx	xx.xx	xx.xx	xx.xx	xx.xx	xx.xx
Latin America	xx.xx	xx.xx	xx.xx	xx.xx	xx.xx	xx.xx	xx.xx	xx.xx
Middle East	xx.xx	xx.xx	xx.xx	xx.xx	xx.xx	xx.xx	xx.xx	xx.xx
North America	xx.xx	xx.xx	xx.xx	xx.xx	xx.xx	xx.xx	xx.xx	xx.xx
Total	**xx.xx**	**xx.xx**	**xx.xx**	**xx.xx**	**xx.xx**	**xx.xx**	**xx.xx**	**xx.xx**

Table 21. Global Medical Imaging Equipment Maintenance Services Market Size, by Computed Tomography, by Group, 2017-2040 (USD Million)

Group	2017	2024	2025	2026	2027	2032	2040	CAGR (%)
ASEAN	xx.xx	xx.xx	xx.xx	xx.xx	xx.xx	xx.xx	xx.xx	xx.xx
BRICS	xx.xx	xx.xx	xx.xx	xx.xx	xx.xx	xx.xx	xx.xx	xx.xx
European Union	xx.xx	xx.xx	xx.xx	xx.xx	xx.xx	xx.xx	xx.xx	xx.xx
G7	xx.xx	xx.xx	xx.xx	xx.xx	xx.xx	xx.xx	xx.xx	xx.xx
GCC	xx.xx	xx.xx	xx.xx	xx.xx	xx.xx	xx.xx	xx.xx	xx.xx
NATO	xx.xx	xx.xx	xx.xx	xx.xx	xx.xx	xx.xx	xx.xx	xx.xx

Table 22. Global Medical Imaging Equipment Maintenance Services Market Size, by Computed Tomography, by Country, 2017-2040 (USD Million)

Country	2017	2024	2025	2026	2027	2032	2040	CAGR (%)
Australia	xx.xx	xx.xx	xx.xx	xx.xx	xx.xx	xx.xx	xx.xx	xx.xx
Brazil	xx.xx	xx.xx	xx.xx	xx.xx	xx.xx	xx.xx	xx.xx	xx.xx
Canada	xx.xx	xx.xx	xx.xx	xx.xx	xx.xx	xx.xx	xx.xx	xx.xx
China	xx.xx	xx.xx	xx.xx	xx.xx	xx.xx	xx.xx	xx.xx	xx.xx
France	xx.xx	xx.xx	xx.xx	xx.xx	xx.xx	xx.xx	xx.xx	xx.xx
Germany	xx.xx	xx.xx	xx.xx	xx.xx	xx.xx	xx.xx	xx.xx	xx.xx
India	xx.xx	xx.xx	xx.xx	xx.xx	xx.xx	xx.xx	xx.xx	xx.xx
Italy	xx.xx	xx.xx	xx.xx	xx.xx	xx.xx	xx.xx	xx.xx	xx.xx
Japan	xx.xx	xx.xx	xx.xx	xx.xx	xx.xx	xx.xx	xx.xx	xx.xx
Mexico	xx.xx	xx.xx	xx.xx	xx.xx	xx.xx	xx.xx	xx.xx	xx.xx
Russia	xx.xx	xx.xx	xx.xx	xx.xx	xx.xx	xx.xx	xx.xx	xx.xx
South Korea	xx.xx	xx.xx	xx.xx	xx.xx	xx.xx	xx.xx	xx.xx	xx.xx
Spain	xx.xx	xx.xx	xx.xx	xx.xx	xx.xx	xx.xx	xx.xx	xx.xx
United Kingdom	xx.xx	xx.xx	xx.xx	xx.xx	xx.xx	xx.xx	xx.xx	xx.xx
United States	xx.xx	xx.xx	xx.xx	xx.xx	xx.xx	xx.xx	xx.xx	xx.xx
Others	xx.xx	xx.xx	xx.xx	xx.xx	xx.xx	xx.xx	xx.xx	xx.xx
Total	**xx.xx**	**xx.xx**	**xx.xx**	**xx.xx**	**xx.xx**	**xx.xx**	**xx.xx**	**xx.xx**

Sources & Evidence

1. WHA78.13 - Strengthening medical imaging capacity
   · Taxonomy evidence: CT is explicitly recognized as an ionizing medical-imaging technology. ([apps.who.int](https://apps.who.int/gb/ebwha/pdf_files/WHA78/A78_R13-en.pdf))
2. Maintenance, Repair and Calibration of Medical Equipment
   · Taxonomy evidence: Lot xx.xx identifies CT scanners within maintenance, repair and calibration procurement. ([sell2wales.gov.wales](https://www.sell2wales.gov.wales/search/show/search_view.aspx?ID=FEB327174&catID=))
3. SSG-46: Radiation Protection and Safety in Medical Uses of Ionizing Radiation - Diagnostic Radiology and Image Guided Interventional Procedures, General
   · Taxonomy evidence: CT and cone-beam CT are recognized X-ray imaging categories. ([nucleus.iaea.org](https://nucleus.iaea.org/sites/nss-oui/Published%20Chunks/m_60b8e698-4f59-4c24-809a-dfb819ac5050/c_1ed6c77f-72aa-xx.xx-b62d-a6e3b5164ee4__3_0.Html))
4. Quality Assurance Programme for Computed Tomography: Diagnostic and Therapy Applications - IAEA Human Health Series No. 19
   · Taxonomy evidence: The international publication addresses CT equipment in both diagnostic practice and radiotherapy treatment planning. This supports retaining separately maintained planning CT scanners within the CT platform rather than creating a duplicate modality based on use. ([www-pub.iaea.org](https://www-pub.iaea.org/MTCD/Publications/PDF/Pub1557_web.pdf))

5. GE HealthCare Technologies Inc. - 2025 Form 10-K
   - Evidence informing the 2023 market-value input; displayed series and growth include calculations: Reported services revenue of USD xx.xx supplies a historical commercial-activity proxy; it is broader than imaging maintenance.
   - Evidence informing the 2024 market-value input; displayed series and growth include calculations: Reported services revenue of USD xx.xx supplies the comparable historical proxy.
   - Evidence informing base-year allocation inputs; displayed values and growth are calculated: Destination-sales cross-check; broader than maintenance.
   - Evidence informing forecast-year allocation inputs; displayed values and growth are calculated: Destination-sales cross-check; broader than maintenance.
   - Evidence informing base-year allocation inputs; displayed values and growth are calculated: EMEA commercial-scale cross-check.
   - Evidence informing forecast-year allocation inputs; displayed values and growth are calculated: EMEA commercial-scale cross-check.
   - Evidence informing base-year allocation inputs; displayed values and growth are calculated: China commercial activity and 2025 growth counterevidence.
   - Evidence informing forecast-year allocation inputs; displayed values and growth are calculated: China commercial activity and 2025 growth counterevidence.
   - Evidence informing base-year allocation inputs; displayed values and growth are calculated: U.S. destination sales were USD xx.xx, not maintenance-only revenue.
   - Evidence informing forecast-year allocation inputs; displayed values and growth are calculated: U.S. destination sales were USD xx.xx, not maintenance-only revenue.
   - Evidence informing base-year allocation inputs; displayed values and growth are calculated: China destination sales were USD xx.xx; regional sales declined in 2025.
   - Evidence informing forecast-year allocation inputs; displayed values and growth are calculated: China destination sales were USD xx.xx; regional sales declined in 2025.
6. GE HealthCare Technologies Inc. - 2022 Form 10-K
   - Evidence informing the 2020 market-value input; displayed series and growth include calculations: Services revenue of USD xx.xx anchors the high-cost equipment cohort's historical activity index.
   - Evidence informing the 2021 market-value input; displayed series and growth include calculations: Services revenue of USD xx.xx supplies the comparable activity index.
   - Evidence informing the 2022 market-value input; displayed series and growth include calculations: Services revenue of USD xx.xx supplies the activity index. The filing attributes the services decline primarily to unfavorable currency effects.
7. Health at a Glance 2025 - Diagnostic Technologies
   - Evidence informing the 2032 market-value input; displayed series and growth include calculations: Long-run increases in imaging activity support continued equipment demand; examination volumes are not substituted for maintenance revenue.
   - Evidence informing the 2040 market-value input; displayed series and growth include calculations: The observed country variation and incomplete coverage constrain long-run stock-growth assumptions and prohibit uniform worldwide density extrapolation.
8. OnWatch Predict
   - Evidence informing the 2032 market-value input; displayed series and growth include calculations: Conditional reported benefits support considering a service-efficiency counterforce, not applying downtime reductions directly to service revenue.
   - Evidence informing the 2040 market-value input; displayed series and growth include calculations: The offering supports retaining human and component fulfillment costs in the long-run forecast; it does not establish autonomous servicing or engineer replacement.

9. Unite In-House Service Solutions
   - Evidence informing the 2032 market-value input; displayed series and growth include calculations: The retained-labor boundary supports the modeled purchased-scope counterforce, without measuring future adoption.
   - Evidence informing the 2040 market-value input; displayed series and growth include calculations: The offering supports maintaining a distinction between installed equipment obligations and externally purchased service expenditure.
10. Philips Standard Terms and Conditions of Service, Revision 23, April 2024
    - Evidence informing the 2032 market-value input; displayed series and growth include calculations: Published lifecycle terms condition post-End-of-Life repair on parts and trained-personnel availability and remove the earlier uptime guarantee. These constrain assumed indefinite support extension.
    - Evidence informing the 2040 market-value input; displayed series and growth include calculations: The lifecycle conditions support including retirement and support limitations in long-run growth assumptions, but do not establish a dated global withdrawal event.
11. Health at a Glance 2025 - Diagnostic Technologies
    - Evidence informing base-year allocation inputs; displayed values and growth are calculated: Imaging-stock comparator.
    - Evidence informing forecast-year allocation inputs; displayed values and growth are calculated: Imaging-stock comparator.
    - Evidence informing base-year allocation inputs; displayed values and growth are calculated: Coverage limitation.
    - Evidence informing forecast-year allocation inputs; displayed values and growth are calculated: Coverage limitation.
12. Health at a Glance: Latin America and the Caribbean 2023 - Medical Technologies
    - Evidence informing base-year allocation inputs; displayed values and growth are calculated: Brazil's CT and MRI densities anchor the equipment-linked expenditure proxy.
    - Evidence informing forecast-year allocation inputs; displayed values and growth are calculated: Brazil's CT and MRI densities anchor the equipment-linked expenditure proxy.
    - Evidence informing base-year allocation inputs; displayed values and growth are calculated: Heterogeneous regional equipment availability and partial coverage constrain the allocation model.
    - Evidence informing forecast-year allocation inputs; displayed values and growth are calculated: Heterogeneous regional equipment availability and partial coverage constrain the allocation model.
13. Health at a Glance: Asia/Pacific 2024 - Medical Technologies
    - Evidence informing base-year allocation inputs; displayed values and growth are calculated: Density and reimbursement-coverage anchors.
    - Evidence informing forecast-year allocation inputs; displayed values and growth are calculated: Density and reimbursement-coverage anchors.
    - Evidence informing base-year allocation inputs; displayed values and growth are calculated: High installed-density anchor.
    - Evidence informing forecast-year allocation inputs; displayed values and growth are calculated: High installed-density anchor.
    - Evidence informing base-year allocation inputs; displayed values and growth are calculated: Installed-density anchor.
    - Evidence informing forecast-year allocation inputs; displayed values and growth are calculated: Installed-density anchor.
    - Evidence informing base-year allocation inputs; displayed values and growth are calculated: Regional heterogeneity constrains uniform-density and uniform-access assumptions.
    - Evidence informing forecast-year allocation inputs; displayed values and growth are calculated: Regional heterogeneity constrains uniform-density and uniform-access assumptions.

14. Assessment of Breast Cancer Control Capacities in the WHO African Region in 2022
    - Evidence informing base-year allocation inputs; displayed values and growth are calculated: Survey coverage and equipment scarcity constrain extrapolation across Africa.
    - Evidence informing forecast-year allocation inputs; displayed values and growth are calculated: Survey coverage and equipment scarcity constrain extrapolation across Africa.
15. Hospital Equipment Maintenance Requirements - CMS Memorandum 14-07-Hospital
    - Evidence informing base-year allocation inputs; displayed values and growth are calculated: Imaging maintenance must follow manufacturer recommendations; this is not an exclusive OEM purchasing award.
    - Evidence informing forecast-year allocation inputs; displayed values and growth are calculated: Imaging maintenance must follow manufacturer recommendations; this is not an exclusive OEM purchasing award.
16. Managed Neutral Vendor Services - East of England Collaborative Procurement Hub
    - Evidence informing forecast-year allocation inputs; displayed values and growth are calculated: The framework starts January xx.xx 2026 and requires mini-competition; admission is not realized maintenance revenue.
17. Diagnostic Imaging Accreditation Scheme - Australian Commission on Safety and Quality in Health Care
    - Evidence informing base-year allocation inputs; displayed values and growth are calculated: Equipment-appropriate training, local licensing and records constrain service access, without measuring an outsourcing share.
    - Evidence informing forecast-year allocation inputs; displayed values and growth are calculated: Equipment-appropriate training, local licensing and records constrain service access, without measuring an outsourcing share.
18. RadNet, Inc. - 2025 Form 10-K
    - Evidence informing base-year allocation inputs; displayed values and growth are calculated: CT fleet changes provide an independent relative-activity check. ([sec.gov](https://www.sec.gov/Archives/edgar/data/xx.xx/xx.xx/rdnt-xx.xx.htm))
    - Evidence informing forecast-year allocation inputs; displayed values and growth are calculated: CT fleet changes provide an independent relative-activity check. ([sec.gov](https://www.sec.gov/Archives/edgar/data/xx.xx/xx.xx/rdnt-xx.xx.htm))

8.2. Magnetic Resonance Imaging

Table 23. Global Medical Imaging Equipment Maintenance Services Market Size, by Magnetic Resonance Imaging, by Region, 2017-2040 (USD Million)

Region	2017	2024	2025	2026	2027	2032	2040	CAGR (%)
Africa	xx.xx	xx.xx	xx.xx	xx.xx	xx.xx	xx.xx	xx.xx	xx.xx
Asia-Pacific	xx.xx	xx.xx	xx.xx	xx.xx	xx.xx	xx.xx	xx.xx	xx.xx
Europe	xx.xx	xx.xx	xx.xx	xx.xx	xx.xx	xx.xx	xx.xx	xx.xx
Latin America	xx.xx	xx.xx	xx.xx	xx.xx	xx.xx	xx.xx	xx.xx	xx.xx
Middle East	xx.xx	xx.xx	xx.xx	xx.xx	xx.xx	xx.xx	xx.xx	xx.xx
North America	xx.xx	xx.xx	xx.xx	xx.xx	xx.xx	xx.xx	xx.xx	xx.xx
Total	**xx.xx**	**xx.xx**	**xx.xx**	**xx.xx**	**xx.xx**	**xx.xx**	**xx.xx**	**xx.xx**

Table 24. Global Medical Imaging Equipment Maintenance Services Market Size, by Magnetic Resonance Imaging, by Group, 2017-2040 (USD Million)

Group	2017	2024	2025	2026	2027	2032	2040	CAGR (%)
ASEAN	xx.xx	xx.xx	xx.xx	xx.xx	xx.xx	xx.xx	xx.xx	xx.xx
BRICS	xx.xx	xx.xx	xx.xx	xx.xx	xx.xx	xx.xx	xx.xx	xx.xx
European Union	xx.xx	xx.xx	xx.xx	xx.xx	xx.xx	xx.xx	xx.xx	xx.xx
G7	xx.xx	xx.xx	xx.xx	xx.xx	xx.xx	xx.xx	xx.xx	xx.xx
GCC	xx.xx	xx.xx	xx.xx	xx.xx	xx.xx	xx.xx	xx.xx	xx.xx
NATO	xx.xx	xx.xx	xx.xx	xx.xx	xx.xx	xx.xx	xx.xx	xx.xx

Table 25. Global Medical Imaging Equipment Maintenance Services Market Size, by Magnetic Resonance Imaging, by Country, 2017-2040 (USD Million)

Country	2017	2024	2025	2026	2027	2032	2040	CAGR (%)
Australia	xx.xx	xx.xx	xx.xx	xx.xx	xx.xx	xx.xx	xx.xx	xx.xx
Brazil	xx.xx	xx.xx	xx.xx	xx.xx	xx.xx	xx.xx	xx.xx	xx.xx
Canada	xx.xx	xx.xx	xx.xx	xx.xx	xx.xx	xx.xx	xx.xx	xx.xx
China	xx.xx	xx.xx	xx.xx	xx.xx	xx.xx	xx.xx	xx.xx	xx.xx
France	xx.xx	xx.xx	xx.xx	xx.xx	xx.xx	xx.xx	xx.xx	xx.xx
Germany	xx.xx	xx.xx	xx.xx	xx.xx	xx.xx	xx.xx	xx.xx	xx.xx
India	xx.xx	xx.xx	xx.xx	xx.xx	xx.xx	xx.xx	xx.xx	xx.xx
Italy	xx.xx	xx.xx	xx.xx	xx.xx	xx.xx	xx.xx	xx.xx	xx.xx
Japan	xx.xx	xx.xx	xx.xx	xx.xx	xx.xx	xx.xx	xx.xx	xx.xx
Mexico	xx.xx	xx.xx	xx.xx	xx.xx	xx.xx	xx.xx	xx.xx	xx.xx
Russia	xx.xx	xx.xx	xx.xx	xx.xx	xx.xx	xx.xx	xx.xx	xx.xx
South Korea	xx.xx	xx.xx	xx.xx	xx.xx	xx.xx	xx.xx	xx.xx	xx.xx
Spain	xx.xx	xx.xx	xx.xx	xx.xx	xx.xx	xx.xx	xx.xx	xx.xx
United Kingdom	xx.xx	xx.xx	xx.xx	xx.xx	xx.xx	xx.xx	xx.xx	xx.xx
United States	xx.xx	xx.xx	xx.xx	xx.xx	xx.xx	xx.xx	xx.xx	xx.xx
Others	xx.xx	xx.xx	xx.xx	xx.xx	xx.xx	xx.xx	xx.xx	xx.xx
Total	**xx.xx**	**xx.xx**	**xx.xx**	**xx.xx**	**xx.xx**	**xx.xx**	**xx.xx**	**xx.xx**

Sources & Evidence

1. WHA78.13 - Strengthening medical imaging capacity
   - Taxonomy evidence: MRI is explicitly recognized as a nonionizing medical-imaging technology. ([apps.who.int](https://apps.who.int/gb/ebwha/pdf_files/WHA78/A78_R13-en.pdf))

2. Maintenance, Repair and Calibration of Medical Equipment
   - Taxonomy evidence: Lot xx.xx identifies MRI scanners within maintenance, repair and calibration procurement. ([sell2wales.gov.wales](https://www.sell2wales.gov.wales/search/show/search_view.aspx?ID=FEB327174&catID=))
3. MRI (Magnetic Resonance Imaging)
   - Taxonomy evidence: FDA identifies MRI as a distinct medical-imaging technology using magnetic fields and radiofrequency signals, supporting its separation from X-ray and ultrasound platforms. ([fda.gov](https://www.fda.gov/radiation-emitting-products/medical-imaging/mri-magnetic-resonance-imaging))
4. GE HealthCare Technologies Inc. - 2025 Form 10-K
   - Evidence informing the 2023 market-value input; displayed series and growth include calculations: Reported services revenue of USD xx.xx supplies a historical commercial-activity proxy; it is broader than imaging maintenance.
   - Evidence informing the 2024 market-value input; displayed series and growth include calculations: Reported services revenue of USD xx.xx supplies the comparable historical proxy.
   - Evidence informing base-year allocation inputs; displayed values and growth are calculated: Destination-sales cross-check; broader than maintenance.
   - Evidence informing forecast-year allocation inputs; displayed values and growth are calculated: Destination-sales cross-check; broader than maintenance.
   - Evidence informing base-year allocation inputs; displayed values and growth are calculated: EMEA commercial-scale cross-check.
   - Evidence informing forecast-year allocation inputs; displayed values and growth are calculated: EMEA commercial-scale cross-check.
   - Evidence informing base-year allocation inputs; displayed values and growth are calculated: China commercial activity and 2025 growth counterevidence.
   - Evidence informing forecast-year allocation inputs; displayed values and growth are calculated: China commercial activity and 2025 growth counterevidence.
   - Evidence informing base-year allocation inputs; displayed values and growth are calculated: U.S. destination sales were USD xx.xx, not maintenance-only revenue.
   - Evidence informing forecast-year allocation inputs; displayed values and growth are calculated: U.S. destination sales were USD xx.xx, not maintenance-only revenue.
   - Evidence informing base-year allocation inputs; displayed values and growth are calculated: China destination sales were USD xx.xx; regional sales declined in 2025.
   - Evidence informing forecast-year allocation inputs; displayed values and growth are calculated: China destination sales were USD xx.xx; regional sales declined in 2025.
5. GE HealthCare Technologies Inc. - 2022 Form 10-K
   - Evidence informing the 2020 market-value input; displayed series and growth include calculations: Services revenue of USD xx.xx anchors the high-cost equipment cohort's historical activity index.
   - Evidence informing the 2021 market-value input; displayed series and growth include calculations: Services revenue of USD xx.xx supplies the comparable activity index.
   - Evidence informing the 2022 market-value input; displayed series and growth include calculations: Services revenue of USD xx.xx supplies the activity index. The filing attributes the services decline primarily to unfavorable currency effects.
6. Health at a Glance 2025 - Diagnostic Technologies
   - Evidence informing the 2032 market-value input; displayed series and growth include calculations: Long-run increases in imaging activity support continued equipment demand; examination volumes are not substituted for maintenance revenue.
   - Evidence informing the 2040 market-value input; displayed series and growth include calculations: The observed country variation and incomplete coverage constrain long-run stock-growth assumptions and prohibit uniform worldwide density extrapolation.

7. OnWatch Predict
   - Evidence informing the 2032 market-value input; displayed series and growth include calculations: Conditional reported benefits support considering a service-efficiency counterforce, not applying downtime reductions directly to service revenue.
   - Evidence informing the 2040 market-value input; displayed series and growth include calculations: The offering supports retaining human and component fulfillment costs in the long-run forecast; it does not establish autonomous servicing or engineer replacement.
8. Unite In-House Service Solutions
   - Evidence informing the 2032 market-value input; displayed series and growth include calculations: The retained-labor boundary supports the modeled purchased-scope counterforce, without measuring future adoption.
   - Evidence informing the 2040 market-value input; displayed series and growth include calculations: The offering supports maintaining a distinction between installed equipment obligations and externally purchased service expenditure.
9. Philips Standard Terms and Conditions of Service, Revision 23, April 2024
   - Evidence informing the 2032 market-value input; displayed series and growth include calculations: Published lifecycle terms condition post-End-of-Life repair on parts and trained-personnel availability and remove the earlier uptime guarantee. These constrain assumed indefinite support extension.
   - Evidence informing the 2040 market-value input; displayed series and growth include calculations: The lifecycle conditions support including retirement and support limitations in long-run growth assumptions, but do not establish a dated global withdrawal event.
10. Health at a Glance 2025 - Diagnostic Technologies
    - Evidence informing base-year allocation inputs; displayed values and growth are calculated: Imaging-stock comparator.
    - Evidence informing forecast-year allocation inputs; displayed values and growth are calculated: Imaging-stock comparator.
    - Evidence informing base-year allocation inputs; displayed values and growth are calculated: Coverage limitation.
    - Evidence informing forecast-year allocation inputs; displayed values and growth are calculated: Coverage limitation.
11. Health at a Glance: Latin America and the Caribbean 2023 - Medical Technologies
    - Evidence informing base-year allocation inputs; displayed values and growth are calculated: Brazil's CT and MRI densities anchor the equipment-linked expenditure proxy.
    - Evidence informing forecast-year allocation inputs; displayed values and growth are calculated: Brazil's CT and MRI densities anchor the equipment-linked expenditure proxy.
    - Evidence informing base-year allocation inputs; displayed values and growth are calculated: Heterogeneous regional equipment availability and partial coverage constrain the allocation model.
    - Evidence informing forecast-year allocation inputs; displayed values and growth are calculated: Heterogeneous regional equipment availability and partial coverage constrain the allocation model.

12. Health at a Glance: Asia/Pacific 2024 - Medical Technologies
    - Evidence informing base-year allocation inputs; displayed values and growth are calculated: Density and reimbursement-coverage anchors.
    - Evidence informing forecast-year allocation inputs; displayed values and growth are calculated: Density and reimbursement-coverage anchors.
    - Evidence informing base-year allocation inputs; displayed values and growth are calculated: High installed-density anchor.
    - Evidence informing forecast-year allocation inputs; displayed values and growth are calculated: High installed-density anchor.
    - Evidence informing base-year allocation inputs; displayed values and growth are calculated: Installed-density anchor.
    - Evidence informing forecast-year allocation inputs; displayed values and growth are calculated: Installed-density anchor.
    - Evidence informing base-year allocation inputs; displayed values and growth are calculated: Regional heterogeneity constrains uniform-density and uniform-access assumptions.
    - Evidence informing forecast-year allocation inputs; displayed values and growth are calculated: Regional heterogeneity constrains uniform-density and uniform-access assumptions.
13. Assessment of Breast Cancer Control Capacities in the WHO African Region in 2022
    - Evidence informing base-year allocation inputs; displayed values and growth are calculated: Survey coverage and equipment scarcity constrain extrapolation across Africa.
    - Evidence informing forecast-year allocation inputs; displayed values and growth are calculated: Survey coverage and equipment scarcity constrain extrapolation across Africa.
14. Hospital Equipment Maintenance Requirements - CMS Memorandum 14-07-Hospital
    - Evidence informing base-year allocation inputs; displayed values and growth are calculated: Imaging maintenance must follow manufacturer recommendations; this is not an exclusive OEM purchasing award.
    - Evidence informing forecast-year allocation inputs; displayed values and growth are calculated: Imaging maintenance must follow manufacturer recommendations; this is not an exclusive OEM purchasing award.
15. Managed Neutral Vendor Services - East of England Collaborative Procurement Hub
    - Evidence informing forecast-year allocation inputs; displayed values and growth are calculated: The framework starts January xx.xx 2026 and requires mini-competition; admission is not realized maintenance revenue.
16. Diagnostic Imaging Accreditation Scheme - Australian Commission on Safety and Quality in Health Care
    - Evidence informing base-year allocation inputs; displayed values and growth are calculated: Equipment-appropriate training, local licensing and records constrain service access, without measuring an outsourcing share.
    - Evidence informing forecast-year allocation inputs; displayed values and growth are calculated: Equipment-appropriate training, local licensing and records constrain service access, without measuring an outsourcing share.
17. RadNet, Inc. - 2025 Form 10-K
    - Evidence informing base-year allocation inputs; displayed values and growth are calculated: MRI fleet changes inform a restrained relative-growth assumption. ([sec.gov](https://www.sec.gov/Archives/edgar/data/xx.xx/xx.xx/rdnt-xx.xx.htm))
    - Evidence informing forecast-year allocation inputs; displayed values and growth are calculated: MRI fleet changes inform a restrained relative-growth assumption. ([sec.gov](https://www.sec.gov/Archives/edgar/data/xx.xx/xx.xx/rdnt-xx.xx.htm))

8.3. Fluoroscopy and Angiography

Table 26. Global Medical Imaging Equipment Maintenance Services Market Size, by Fluoroscopy and Angiography, by Region, 2017-2040 (USD Million)

Region	2017	2024	2025	2026	2027	2032	2040	CAGR (%)
Africa	xx.xx	xx.xx	xx.xx	xx.xx	xx.xx	xx.xx	xx.xx	xx.xx
Asia-Pacific	xx.xx	xx.xx	xx.xx	xx.xx	xx.xx	xx.xx	xx.xx	xx.xx
Europe	xx.xx	xx.xx	xx.xx	xx.xx	xx.xx	xx.xx	xx.xx	xx.xx
Latin America	xx.xx	xx.xx	xx.xx	xx.xx	xx.xx	xx.xx	xx.xx	xx.xx
Middle East	xx.xx	xx.xx	xx.xx	xx.xx	xx.xx	xx.xx	xx.xx	xx.xx
North America	xx.xx	xx.xx	xx.xx	xx.xx	xx.xx	xx.xx	xx.xx	xx.xx
Total	**xx.xx**	**xx.xx**	**xx.xx**	**xx.xx**	**xx.xx**	**xx.xx**	**xx.xx**	**xx.xx**

Table 27. Global Medical Imaging Equipment Maintenance Services Market Size, by Fluoroscopy and Angiography, by Group, 2017-2040 (USD Million)

Group	2017	2024	2025	2026	2027	2032	2040	CAGR (%)
ASEAN	xx.xx	xx.xx	xx.xx	xx.xx	xx.xx	xx.xx	xx.xx	xx.xx
BRICS	xx.xx	xx.xx	xx.xx	xx.xx	xx.xx	xx.xx	xx.xx	xx.xx
European Union	xx.xx	xx.xx	xx.xx	xx.xx	xx.xx	xx.xx	xx.xx	xx.xx
G7	xx.xx	xx.xx	xx.xx	xx.xx	xx.xx	xx.xx	xx.xx	xx.xx
GCC	xx.xx	xx.xx	xx.xx	xx.xx	xx.xx	xx.xx	xx.xx	xx.xx
NATO	xx.xx	xx.xx	xx.xx	xx.xx	xx.xx	xx.xx	xx.xx	xx.xx

Table 28. Global Medical Imaging Equipment Maintenance Services Market Size, by Fluoroscopy and Angiography, by Country, 2017-2040 (USD Million)

Country	2017	2024	2025	2026	2027	2032	2040	CAGR (%)
Australia	xx.xx	xx.xx	xx.xx	xx.xx	xx.xx	xx.xx	xx.xx	xx.xx
Brazil	xx.xx	xx.xx	xx.xx	xx.xx	xx.xx	xx.xx	xx.xx	xx.xx
Canada	xx.xx	xx.xx	xx.xx	xx.xx	xx.xx	xx.xx	xx.xx	xx.xx
China	xx.xx	xx.xx	xx.xx	xx.xx	xx.xx	xx.xx	xx.xx	xx.xx
France	xx.xx	xx.xx	xx.xx	xx.xx	xx.xx	xx.xx	xx.xx	xx.xx
Germany	xx.xx	xx.xx	xx.xx	xx.xx	xx.xx	xx.xx	xx.xx	xx.xx
India	xx.xx	xx.xx	xx.xx	xx.xx	xx.xx	xx.xx	xx.xx	xx.xx
Italy	xx.xx	xx.xx	xx.xx	xx.xx	xx.xx	xx.xx	xx.xx	xx.xx
Japan	xx.xx	xx.xx	xx.xx	xx.xx	xx.xx	xx.xx	xx.xx	xx.xx
Mexico	xx.xx	xx.xx	xx.xx	xx.xx	xx.xx	xx.xx	xx.xx	xx.xx
Russia	xx.xx	xx.xx	xx.xx	xx.xx	xx.xx	xx.xx	xx.xx	xx.xx
South Korea	xx.xx	xx.xx	xx.xx	xx.xx	xx.xx	xx.xx	xx.xx	xx.xx
Spain	xx.xx	xx.xx	xx.xx	xx.xx	xx.xx	xx.xx	xx.xx	xx.xx
United Kingdom	xx.xx	xx.xx	xx.xx	xx.xx	xx.xx	xx.xx	xx.xx	xx.xx
United States	xx.xx	xx.xx	xx.xx	xx.xx	xx.xx	xx.xx	xx.xx	xx.xx
Others	xx.xx	xx.xx	xx.xx	xx.xx	xx.xx	xx.xx	xx.xx	xx.xx
Total	**xx.xx**	**xx.xx**	**xx.xx**	**xx.xx**	**xx.xx**	**xx.xx**	**xx.xx**	**xx.xx**

Sources & Evidence

1. Maintenance, Repair and Calibration of Medical Equipment
   · Taxonomy evidence: Lot xx.xx explicitly includes fluoroscopy and angiography equipment. ([sell2wales.gov.wales](https://www.sell2wales.gov.wales/search/show/search_view.aspx?ID=FEB327174&catID=))
2. SSG-46: Radiation Protection and Safety in Medical Uses of Ionizing Radiation - Diagnostic Radiology and Image Guided Interventional Procedures, General
   · Taxonomy evidence: Fluoroscopic imaging and fluoroscopically guided interventions are recognized separately from radiographic and CT categories. ([nucleus.iaea.org](https://nucleus.iaea.org/sites/nss-oui/Published%20Chunks/m_60b8e698-4f59-4c24-809a-dfb819ac5050/c_1ed6c77f-72aa-xx.xx-b62d-a6e3b5164ee4__3_0.Html))

3. GE HealthCare Technologies Inc. - 2025 Form 10-K
   - Evidence informing the 2023 market-value input; displayed series and growth include calculations: Reported services revenue of USD xx.xx supplies a historical commercial-activity proxy; it is broader than imaging maintenance.
   - Evidence informing the 2024 market-value input; displayed series and growth include calculations: Reported services revenue of USD xx.xx supplies the comparable historical proxy.
   - Evidence informing base-year allocation inputs; displayed values and growth are calculated: Destination-sales cross-check; broader than maintenance.
   - Evidence informing forecast-year allocation inputs; displayed values and growth are calculated: Destination-sales cross-check; broader than maintenance.
   - Evidence informing base-year allocation inputs; displayed values and growth are calculated: EMEA commercial-scale cross-check.
   - Evidence informing forecast-year allocation inputs; displayed values and growth are calculated: EMEA commercial-scale cross-check.
   - Evidence informing base-year allocation inputs; displayed values and growth are calculated: China commercial activity and 2025 growth counterevidence.
   - Evidence informing forecast-year allocation inputs; displayed values and growth are calculated: China commercial activity and 2025 growth counterevidence.
   - Evidence informing base-year allocation inputs; displayed values and growth are calculated: U.S. destination sales were USD xx.xx, not maintenance-only revenue.
   - Evidence informing forecast-year allocation inputs; displayed values and growth are calculated: U.S. destination sales were USD xx.xx, not maintenance-only revenue.
   - Evidence informing base-year allocation inputs; displayed values and growth are calculated: China destination sales were USD xx.xx; regional sales declined in 2025.
   - Evidence informing forecast-year allocation inputs; displayed values and growth are calculated: China destination sales were USD xx.xx; regional sales declined in 2025.
4. GE HealthCare Technologies Inc. - 2022 Form 10-K
   - Evidence informing the 2020 market-value input; displayed series and growth include calculations: Services revenue of USD xx.xx anchors the high-cost equipment cohort's historical activity index.
   - Evidence informing the 2021 market-value input; displayed series and growth include calculations: Services revenue of USD xx.xx supplies the comparable activity index.
   - Evidence informing the 2022 market-value input; displayed series and growth include calculations: Services revenue of USD xx.xx supplies the activity index. The filing attributes the services decline primarily to unfavorable currency effects.
5. Health at a Glance 2025 - Diagnostic Technologies
   - Evidence informing the 2032 market-value input; displayed series and growth include calculations: Long-run increases in imaging activity support continued equipment demand; examination volumes are not substituted for maintenance revenue.
   - Evidence informing the 2040 market-value input; displayed series and growth include calculations: The observed country variation and incomplete coverage constrain long-run stock-growth assumptions and prohibit uniform worldwide density extrapolation.
6. OnWatch Predict
   - Evidence informing the 2032 market-value input; displayed series and growth include calculations: Conditional reported benefits support considering a service-efficiency counterforce, not applying downtime reductions directly to service revenue.
   - Evidence informing the 2040 market-value input; displayed series and growth include calculations: The offering supports retaining human and component fulfillment costs in the long-run forecast; it does not establish autonomous servicing or engineer replacement.

7. Unite In-House Service Solutions
   - Evidence informing the 2032 market-value input; displayed series and growth include calculations: The retained-labor boundary supports the modeled purchased-scope counterforce, without measuring future adoption.
   - Evidence informing the 2040 market-value input; displayed series and growth include calculations: The offering supports maintaining a distinction between installed equipment obligations and externally purchased service expenditure.
8. Philips Standard Terms and Conditions of Service, Revision 23, April 2024
   - Evidence informing the 2032 market-value input; displayed series and growth include calculations: Published lifecycle terms condition post-End-of-Life repair on parts and trained-personnel availability and remove the earlier uptime guarantee. These constrain assumed indefinite support extension.
   - Evidence informing the 2040 market-value input; displayed series and growth include calculations: The lifecycle conditions support including retirement and support limitations in long-run growth assumptions, but do not establish a dated global withdrawal event.
9. Health at a Glance 2025 - Diagnostic Technologies
   - Evidence informing base-year allocation inputs; displayed values and growth are calculated: Imaging-stock comparator.
   - Evidence informing forecast-year allocation inputs; displayed values and growth are calculated: Imaging-stock comparator.
   - Evidence informing base-year allocation inputs; displayed values and growth are calculated: Coverage limitation.
   - Evidence informing forecast-year allocation inputs; displayed values and growth are calculated: Coverage limitation.
10. Health at a Glance: Latin America and the Caribbean 2023 - Medical Technologies
    - Evidence informing base-year allocation inputs; displayed values and growth are calculated: Brazil's CT and MRI densities anchor the equipment-linked expenditure proxy.
    - Evidence informing forecast-year allocation inputs; displayed values and growth are calculated: Brazil's CT and MRI densities anchor the equipment-linked expenditure proxy.
    - Evidence informing base-year allocation inputs; displayed values and growth are calculated: Heterogeneous regional equipment availability and partial coverage constrain the allocation model.
    - Evidence informing forecast-year allocation inputs; displayed values and growth are calculated: Heterogeneous regional equipment availability and partial coverage constrain the allocation model.
11. Health at a Glance: Asia/Pacific 2024 - Medical Technologies
    - Evidence informing base-year allocation inputs; displayed values and growth are calculated: Density and reimbursement-coverage anchors.
    - Evidence informing forecast-year allocation inputs; displayed values and growth are calculated: Density and reimbursement-coverage anchors.
    - Evidence informing base-year allocation inputs; displayed values and growth are calculated: High installed-density anchor.
    - Evidence informing forecast-year allocation inputs; displayed values and growth are calculated: High installed-density anchor.
    - Evidence informing base-year allocation inputs; displayed values and growth are calculated: Installed-density anchor.
    - Evidence informing forecast-year allocation inputs; displayed values and growth are calculated: Installed-density anchor.
    - Evidence informing base-year allocation inputs; displayed values and growth are calculated: Regional heterogeneity constrains uniform-density and uniform-access assumptions.
    - Evidence informing forecast-year allocation inputs; displayed values and growth are calculated: Regional heterogeneity constrains uniform-density and uniform-access assumptions.

12. Assessment of Breast Cancer Control Capacities in the WHO African Region in 2022
    - Evidence informing base-year allocation inputs; displayed values and growth are calculated: Survey coverage and equipment scarcity constrain extrapolation across Africa.
    - Evidence informing forecast-year allocation inputs; displayed values and growth are calculated: Survey coverage and equipment scarcity constrain extrapolation across Africa.
13. Hospital Equipment Maintenance Requirements - CMS Memorandum 14-07-Hospital
    - Evidence informing base-year allocation inputs; displayed values and growth are calculated: Imaging maintenance must follow manufacturer recommendations; this is not an exclusive OEM purchasing award.
    - Evidence informing forecast-year allocation inputs; displayed values and growth are calculated: Imaging maintenance must follow manufacturer recommendations; this is not an exclusive OEM purchasing award.
14. Managed Neutral Vendor Services - East of England Collaborative Procurement Hub
    - Evidence informing forecast-year allocation inputs; displayed values and growth are calculated: The framework starts January xx.xx 2026 and requires mini-competition; admission is not realized maintenance revenue.
15. Diagnostic Imaging Accreditation Scheme - Australian Commission on Safety and Quality in Health Care
    - Evidence informing base-year allocation inputs; displayed values and growth are calculated: Equipment-appropriate training, local licensing and records constrain service access, without measuring an outsourcing share.
    - Evidence informing forecast-year allocation inputs; displayed values and growth are calculated: Equipment-appropriate training, local licensing and records constrain service access, without measuring an outsourcing share.
16. RadNet, Inc. - 2025 Form 10-K
    - Evidence informing base-year allocation inputs; displayed values and growth are calculated: The disclosed fluoroscopy fleet constrains the outpatient comparator's scope. ([sec.gov](https://www.sec.gov/Archives/edgar/data/xx.xx/xx.xx/rdnt-xx.xx.htm))
    - Evidence informing forecast-year allocation inputs; displayed values and growth are calculated: The disclosed fluoroscopy fleet constrains the outpatient comparator's scope. ([sec.gov](https://www.sec.gov/Archives/edgar/data/xx.xx/xx.xx/rdnt-xx.xx.htm))

8.4. General Radiography

Table 29. Global Medical Imaging Equipment Maintenance Services Market Size, by General Radiography, by Region, 2017-2040 (USD Million)

Region	2017	2024	2025	2026	2027	2032	2040	CAGR (%)
Africa	xx.xx	xx.xx	xx.xx	xx.xx	xx.xx	xx.xx	xx.xx	xx.xx
Asia-Pacific	xx.xx	xx.xx	xx.xx	xx.xx	xx.xx	xx.xx	xx.xx	xx.xx
Europe	xx.xx	xx.xx	xx.xx	xx.xx	xx.xx	xx.xx	xx.xx	xx.xx
Latin America	xx.xx	xx.xx	xx.xx	xx.xx	xx.xx	xx.xx	xx.xx	xx.xx
Middle East	xx.xx	xx.xx	xx.xx	xx.xx	xx.xx	xx.xx	xx.xx	xx.xx
North America	xx.xx	xx.xx	xx.xx	xx.xx	xx.xx	xx.xx	xx.xx	xx.xx
Total	**xx.xx**	**xx.xx**	**xx.xx**	**xx.xx**	**xx.xx**	**xx.xx**	**xx.xx**	**xx.xx**

Table 30. Global Medical Imaging Equipment Maintenance Services Market Size, by General Radiography, by Group, 2017-2040 (USD Million)

Group	2017	2024	2025	2026	2027	2032	2040	CAGR (%)
ASEAN	xx.xx	xx.xx	xx.xx	xx.xx	xx.xx	xx.xx	xx.xx	xx.xx
BRICS	xx.xx	xx.xx	xx.xx	xx.xx	xx.xx	xx.xx	xx.xx	xx.xx
European Union	xx.xx	xx.xx	xx.xx	xx.xx	xx.xx	xx.xx	xx.xx	xx.xx
G7	xx.xx	xx.xx	xx.xx	xx.xx	xx.xx	xx.xx	xx.xx	xx.xx
GCC	xx.xx	xx.xx	xx.xx	xx.xx	xx.xx	xx.xx	xx.xx	xx.xx
NATO	xx.xx	xx.xx	xx.xx	xx.xx	xx.xx	xx.xx	xx.xx	xx.xx

Table 31. Global Medical Imaging Equipment Maintenance Services Market Size, by General Radiography, by Country, 2017-2040 (USD Million)

Country	2017	2024	2025	2026	2027	2032	2040	CAGR (%)
Australia	xx.xx	xx.xx	xx.xx	xx.xx	xx.xx	xx.xx	xx.xx	xx.xx
Brazil	xx.xx	xx.xx	xx.xx	xx.xx	xx.xx	xx.xx	xx.xx	xx.xx
Canada	xx.xx	xx.xx	xx.xx	xx.xx	xx.xx	xx.xx	xx.xx	xx.xx
China	xx.xx	xx.xx	xx.xx	xx.xx	xx.xx	xx.xx	xx.xx	xx.xx
France	xx.xx	xx.xx	xx.xx	xx.xx	xx.xx	xx.xx	xx.xx	xx.xx
Germany	xx.xx	xx.xx	xx.xx	xx.xx	xx.xx	xx.xx	xx.xx	xx.xx
India	xx.xx	xx.xx	xx.xx	xx.xx	xx.xx	xx.xx	xx.xx	xx.xx
Italy	xx.xx	xx.xx	xx.xx	xx.xx	xx.xx	xx.xx	xx.xx	xx.xx
Japan	xx.xx	xx.xx	xx.xx	xx.xx	xx.xx	xx.xx	xx.xx	xx.xx
Mexico	xx.xx	xx.xx	xx.xx	xx.xx	xx.xx	xx.xx	xx.xx	xx.xx
Russia	xx.xx	xx.xx	xx.xx	xx.xx	xx.xx	xx.xx	xx.xx	xx.xx
South Korea	xx.xx	xx.xx	xx.xx	xx.xx	xx.xx	xx.xx	xx.xx	xx.xx
Spain	xx.xx	xx.xx	xx.xx	xx.xx	xx.xx	xx.xx	xx.xx	xx.xx
United Kingdom	xx.xx	xx.xx	xx.xx	xx.xx	xx.xx	xx.xx	xx.xx	xx.xx
United States	xx.xx	xx.xx	xx.xx	xx.xx	xx.xx	xx.xx	xx.xx	xx.xx
Others	xx.xx	xx.xx	xx.xx	xx.xx	xx.xx	xx.xx	xx.xx	xx.xx
Total	**xx.xx**	**xx.xx**	**xx.xx**	**xx.xx**	**xx.xx**	**xx.xx**	**xx.xx**	**xx.xx**

Sources & Evidence

1. Maintenance, Repair and Calibration of Medical Equipment

   · Taxonomy evidence: Lot xx.xx lists CR/DR readers and mobile and fixed X-ray equipment for maintenance. ([sell2wales.gov.wales](https://www.sell2wales.gov.wales/search/show/search_view.aspx?ID=FEB327174&catID=))

2. SSG-46: Radiation Protection and Safety in Medical Uses of Ionizing Radiation - Diagnostic Radiology and Image Guided Interventional Procedures, General
   - Taxonomy evidence: The international classification distinguishes general radiography from dedicated and tomographic X-ray categories. ([nucleus.iaea.org](https://nucleus.iaea.org/sites/nss-oui/Published%20Chunks/m_60b8e698-4f59-4c24-809a-dfb819ac5050/c_1ed6c77f-72aa-xx.xx-b62d-a6e3b5164ee4__3_0.Html))
3. GE HealthCare Technologies Inc. - 2025 Form 10-K
   - Evidence informing the 2023 market-value input; displayed series and growth include calculations: Reported services revenue of USD xx.xx supplies a historical commercial-activity proxy; it is broader than imaging maintenance.
   - Evidence informing the 2024 market-value input; displayed series and growth include calculations: Reported services revenue of USD xx.xx supplies the comparable historical proxy.
   - Evidence informing base-year allocation inputs; displayed values and growth are calculated: Destination-sales cross-check; broader than maintenance.
   - Evidence informing forecast-year allocation inputs; displayed values and growth are calculated: Destination-sales cross-check; broader than maintenance.
   - Evidence informing base-year allocation inputs; displayed values and growth are calculated: EMEA commercial-scale cross-check.
   - Evidence informing forecast-year allocation inputs; displayed values and growth are calculated: EMEA commercial-scale cross-check.
   - Evidence informing base-year allocation inputs; displayed values and growth are calculated: China commercial activity and 2025 growth counterevidence.
   - Evidence informing forecast-year allocation inputs; displayed values and growth are calculated: China commercial activity and 2025 growth counterevidence.
   - Evidence informing base-year allocation inputs; displayed values and growth are calculated: U.S. destination sales were USD xx.xx, not maintenance-only revenue.
   - Evidence informing forecast-year allocation inputs; displayed values and growth are calculated: U.S. destination sales were USD xx.xx, not maintenance-only revenue.
   - Evidence informing base-year allocation inputs; displayed values and growth are calculated: China destination sales were USD xx.xx; regional sales declined in 2025.
   - Evidence informing forecast-year allocation inputs; displayed values and growth are calculated: China destination sales were USD xx.xx; regional sales declined in 2025.
4. GE HealthCare Technologies Inc. - 2022 Form 10-K
   - Evidence informing the 2020 market-value input; displayed series and growth include calculations: Services revenue of USD xx.xx anchors the high-cost equipment cohort's historical activity index.
   - Evidence informing the 2021 market-value input; displayed series and growth include calculations: Services revenue of USD xx.xx supplies the comparable activity index.
   - Evidence informing the 2022 market-value input; displayed series and growth include calculations: Services revenue of USD xx.xx supplies the activity index. The filing attributes the services decline primarily to unfavorable currency effects.
5. Health at a Glance 2025 - Diagnostic Technologies
   - Evidence informing the 2032 market-value input; displayed series and growth include calculations: Long-run increases in imaging activity support continued equipment demand; examination volumes are not substituted for maintenance revenue.
   - Evidence informing the 2040 market-value input; displayed series and growth include calculations: The observed country variation and incomplete coverage constrain long-run stock-growth assumptions and prohibit uniform worldwide density extrapolation.

6. OnWatch Predict
   - Evidence informing the 2032 market-value input; displayed series and growth include calculations: Conditional reported benefits support considering a service-efficiency counterforce, not applying downtime reductions directly to service revenue.
   - Evidence informing the 2040 market-value input; displayed series and growth include calculations: The offering supports retaining human and component fulfillment costs in the long-run forecast; it does not establish autonomous servicing or engineer replacement.
7. Unite In-House Service Solutions
   - Evidence informing the 2032 market-value input; displayed series and growth include calculations: The retained-labor boundary supports the modeled purchased-scope counterforce, without measuring future adoption.
   - Evidence informing the 2040 market-value input; displayed series and growth include calculations: The offering supports maintaining a distinction between installed equipment obligations and externally purchased service expenditure.
8. Philips Standard Terms and Conditions of Service, Revision 23, April 2024
   - Evidence informing the 2032 market-value input; displayed series and growth include calculations: Published lifecycle terms condition post-End-of-Life repair on parts and trained-personnel availability and remove the earlier uptime guarantee. These constrain assumed indefinite support extension.
   - Evidence informing the 2040 market-value input; displayed series and growth include calculations: The lifecycle conditions support including retirement and support limitations in long-run growth assumptions, but do not establish a dated global withdrawal event.
9. Health at a Glance 2025 - Diagnostic Technologies
   - Evidence informing base-year allocation inputs; displayed values and growth are calculated: Imaging-stock comparator.
   - Evidence informing forecast-year allocation inputs; displayed values and growth are calculated: Imaging-stock comparator.
   - Evidence informing base-year allocation inputs; displayed values and growth are calculated: Coverage limitation.
   - Evidence informing forecast-year allocation inputs; displayed values and growth are calculated: Coverage limitation.
10. Health at a Glance: Latin America and the Caribbean 2023 - Medical Technologies
    - Evidence informing base-year allocation inputs; displayed values and growth are calculated: Brazil's CT and MRI densities anchor the equipment-linked expenditure proxy.
    - Evidence informing forecast-year allocation inputs; displayed values and growth are calculated: Brazil's CT and MRI densities anchor the equipment-linked expenditure proxy.
    - Evidence informing base-year allocation inputs; displayed values and growth are calculated: Heterogeneous regional equipment availability and partial coverage constrain the allocation model.
    - Evidence informing forecast-year allocation inputs; displayed values and growth are calculated: Heterogeneous regional equipment availability and partial coverage constrain the allocation model.

11. Health at a Glance: Asia/Pacific 2024 - Medical Technologies
    - Evidence informing base-year allocation inputs; displayed values and growth are calculated: Density and reimbursement-coverage anchors.
    - Evidence informing forecast-year allocation inputs; displayed values and growth are calculated: Density and reimbursement-coverage anchors.
    - Evidence informing base-year allocation inputs; displayed values and growth are calculated: High installed-density anchor.
    - Evidence informing forecast-year allocation inputs; displayed values and growth are calculated: High installed-density anchor.
    - Evidence informing base-year allocation inputs; displayed values and growth are calculated: Installed-density anchor.
    - Evidence informing forecast-year allocation inputs; displayed values and growth are calculated: Installed-density anchor.
    - Evidence informing base-year allocation inputs; displayed values and growth are calculated: Regional heterogeneity constrains uniform-density and uniform-access assumptions.
    - Evidence informing forecast-year allocation inputs; displayed values and growth are calculated: Regional heterogeneity constrains uniform-density and uniform-access assumptions.
12. Assessment of Breast Cancer Control Capacities in the WHO African Region in 2022
    - Evidence informing base-year allocation inputs; displayed values and growth are calculated: Survey coverage and equipment scarcity constrain extrapolation across Africa.
    - Evidence informing forecast-year allocation inputs; displayed values and growth are calculated: Survey coverage and equipment scarcity constrain extrapolation across Africa.
13. Hospital Equipment Maintenance Requirements - CMS Memorandum 14-07-Hospital
    - Evidence informing base-year allocation inputs; displayed values and growth are calculated: Imaging maintenance must follow manufacturer recommendations; this is not an exclusive OEM purchasing award.
    - Evidence informing forecast-year allocation inputs; displayed values and growth are calculated: Imaging maintenance must follow manufacturer recommendations; this is not an exclusive OEM purchasing award.
14. Managed Neutral Vendor Services - East of England Collaborative Procurement Hub
    - Evidence informing forecast-year allocation inputs; displayed values and growth are calculated: The framework starts January xx.xx 2026 and requires mini-competition; admission is not realized maintenance revenue.
15. Diagnostic Imaging Accreditation Scheme - Australian Commission on Safety and Quality in Health Care
    - Evidence informing base-year allocation inputs; displayed values and growth are calculated: Equipment-appropriate training, local licensing and records constrain service access, without measuring an outsourcing share.
    - Evidence informing forecast-year allocation inputs; displayed values and growth are calculated: Equipment-appropriate training, local licensing and records constrain service access, without measuring an outsourcing share.
16. RadNet, Inc. - 2025 Form 10-K
    - Evidence informing base-year allocation inputs; displayed values and growth are calculated: The disclosed X-ray fleet provides a buyer-footprint check, not global maintenance revenue. ([sec.gov](https://www.sec.gov/Archives/edgar/data/xx.xx/xx.xx/rdnt-xx.xx.htm))
    - Evidence informing forecast-year allocation inputs; displayed values and growth are calculated: The disclosed X-ray fleet provides a buyer-footprint check, not global maintenance revenue. ([sec.gov](https://www.sec.gov/Archives/edgar/data/xx.xx/xx.xx/rdnt-xx.xx.htm))

8.5. Ultrasound

Table 32. Global Medical Imaging Equipment Maintenance Services Market Size, by Ultrasound, by Region, 2017-2040 (USD Million)

Region	2017	2024	2025	2026	2027	2032	2040	CAGR (%)
Africa	xx.xx	xx.xx	xx.xx	xx.xx	xx.xx	xx.xx	xx.xx	xx.xx
Asia-Pacific	xx.xx	xx.xx	xx.xx	xx.xx	xx.xx	xx.xx	xx.xx	xx.xx
Europe	xx.xx	xx.xx	xx.xx	xx.xx	xx.xx	xx.xx	xx.xx	xx.xx
Latin America	xx.xx	xx.xx	xx.xx	xx.xx	xx.xx	xx.xx	xx.xx	xx.xx
Middle East	xx.xx	xx.xx	xx.xx	xx.xx	xx.xx	xx.xx	xx.xx	xx.xx
North America	xx.xx	xx.xx	xx.xx	xx.xx	xx.xx	xx.xx	xx.xx	xx.xx
Total	**xx.xx**	**xx.xx**	**xx.xx**	**xx.xx**	**xx.xx**	**xx.xx**	**xx.xx**	**xx.xx**

Table 33. Global Medical Imaging Equipment Maintenance Services Market Size, by Ultrasound, by Group, 2017-2040 (USD Million)

Group	2017	2024	2025	2026	2027	2032	2040	CAGR (%)
ASEAN	xx.xx	xx.xx	xx.xx	xx.xx	xx.xx	xx.xx	xx.xx	xx.xx
BRICS	xx.xx	xx.xx	xx.xx	xx.xx	xx.xx	xx.xx	xx.xx	xx.xx
European Union	xx.xx	xx.xx	xx.xx	xx.xx	xx.xx	xx.xx	xx.xx	xx.xx
G7	xx.xx	xx.xx	xx.xx	xx.xx	xx.xx	xx.xx	xx.xx	xx.xx
GCC	xx.xx	xx.xx	xx.xx	xx.xx	xx.xx	xx.xx	xx.xx	xx.xx
NATO	xx.xx	xx.xx	xx.xx	xx.xx	xx.xx	xx.xx	xx.xx	xx.xx

Table 34. Global Medical Imaging Equipment Maintenance Services Market Size, by Ultrasound, by Country, 2017-2040 (USD Million)

Country	2017	2024	2025	2026	2027	2032	2040	CAGR (%)
Australia	xx.xx	xx.xx	xx.xx	xx.xx	xx.xx	xx.xx	xx.xx	xx.xx
Brazil	xx.xx	xx.xx	xx.xx	xx.xx	xx.xx	xx.xx	xx.xx	xx.xx
Canada	xx.xx	xx.xx	xx.xx	xx.xx	xx.xx	xx.xx	xx.xx	xx.xx
China	xx.xx	xx.xx	xx.xx	xx.xx	xx.xx	xx.xx	xx.xx	xx.xx
France	xx.xx	xx.xx	xx.xx	xx.xx	xx.xx	xx.xx	xx.xx	xx.xx
Germany	xx.xx	xx.xx	xx.xx	xx.xx	xx.xx	xx.xx	xx.xx	xx.xx
India	xx.xx	xx.xx	xx.xx	xx.xx	xx.xx	xx.xx	xx.xx	xx.xx
Italy	xx.xx	xx.xx	xx.xx	xx.xx	xx.xx	xx.xx	xx.xx	xx.xx
Japan	xx.xx	xx.xx	xx.xx	xx.xx	xx.xx	xx.xx	xx.xx	xx.xx
Mexico	xx.xx	xx.xx	xx.xx	xx.xx	xx.xx	xx.xx	xx.xx	xx.xx
Russia	xx.xx	xx.xx	xx.xx	xx.xx	xx.xx	xx.xx	xx.xx	xx.xx
South Korea	xx.xx	xx.xx	xx.xx	xx.xx	xx.xx	xx.xx	xx.xx	xx.xx
Spain	xx.xx	xx.xx	xx.xx	xx.xx	xx.xx	xx.xx	xx.xx	xx.xx
United Kingdom	xx.xx	xx.xx	xx.xx	xx.xx	xx.xx	xx.xx	xx.xx	xx.xx
United States	xx.xx	xx.xx	xx.xx	xx.xx	xx.xx	xx.xx	xx.xx	xx.xx
Others	xx.xx	xx.xx	xx.xx	xx.xx	xx.xx	xx.xx	xx.xx	xx.xx
Total	**xx.xx**	**xx.xx**	**xx.xx**	**xx.xx**	**xx.xx**	**xx.xx**	**xx.xx**	**xx.xx**

Sources & Evidence

1. WHA78.13 - Strengthening medical imaging capacity
   · Taxonomy evidence: Ultrasound is explicitly recognized as a nonionizing medical-imaging technology. ([apps.who.int](https://apps.who.int/gb/ebwha/pdf_files/WHA78/A78_R13-en.pdf))
2. NP186/15 Multi Modality Imaging Maintenance Framework
   · Taxonomy evidence: A dedicated ultrasound-transducer repair lot establishes that component repair can be purchased independently of whole-system maintenance. ([publiccontractsscotland.gov.uk](https://www.publiccontractsscotland.gov.uk/Contracts/Contracts_View.aspx?id=xx.xx))
3. Maintenance, Repair and Calibration of Medical Equipment
   · Taxonomy evidence: Lot xx.xx includes ultrasound equipment and bladder scanners. ([sell2wales.gov.wales](https://www.sell2wales.gov.wales/search/show/search_view.aspx?ID=FEB327174&catID=))
4. Ultrasound Imaging
   · Taxonomy evidence: FDA identifies ultrasound imaging and its transducers as a distinct diagnostic technology, with applications including cardiac and ophthalmic imaging. This supports classification by platform rather than clinical specialty. ([fda.gov](https://www.fda.gov/radiation-emitting-products/medical-imaging/ultrasound-imaging))

5. GE HealthCare Technologies Inc. - 2025 Form 10-K
   - Evidence informing the 2023 market-value input; displayed series and growth include calculations: Reported services revenue of USD xx.xx supplies a historical commercial-activity proxy; it is broader than imaging maintenance.
   - Evidence informing the 2024 market-value input; displayed series and growth include calculations: Reported services revenue of USD xx.xx supplies the comparable historical proxy.
   - Evidence informing base-year allocation inputs; displayed values and growth are calculated: Destination-sales cross-check; broader than maintenance.
   - Evidence informing forecast-year allocation inputs; displayed values and growth are calculated: Destination-sales cross-check; broader than maintenance.
   - Evidence informing base-year allocation inputs; displayed values and growth are calculated: EMEA commercial-scale cross-check.
   - Evidence informing forecast-year allocation inputs; displayed values and growth are calculated: EMEA commercial-scale cross-check.
   - Evidence informing base-year allocation inputs; displayed values and growth are calculated: China commercial activity and 2025 growth counterevidence.
   - Evidence informing forecast-year allocation inputs; displayed values and growth are calculated: China commercial activity and 2025 growth counterevidence.
   - Evidence informing base-year allocation inputs; displayed values and growth are calculated: U.S. destination sales were USD xx.xx, not maintenance-only revenue.
   - Evidence informing forecast-year allocation inputs; displayed values and growth are calculated: U.S. destination sales were USD xx.xx, not maintenance-only revenue.
   - Evidence informing base-year allocation inputs; displayed values and growth are calculated: China destination sales were USD xx.xx; regional sales declined in 2025.
   - Evidence informing forecast-year allocation inputs; displayed values and growth are calculated: China destination sales were USD xx.xx; regional sales declined in 2025.
6. GE HealthCare Technologies Inc. - 2022 Form 10-K
   - Evidence informing the 2020 market-value input; displayed series and growth include calculations: Services revenue of USD xx.xx anchors the high-cost equipment cohort's historical activity index.
   - Evidence informing the 2021 market-value input; displayed series and growth include calculations: Services revenue of USD xx.xx supplies the comparable activity index.
   - Evidence informing the 2022 market-value input; displayed series and growth include calculations: Services revenue of USD xx.xx supplies the activity index. The filing attributes the services decline primarily to unfavorable currency effects.
7. Health at a Glance 2025 - Diagnostic Technologies
   - Evidence informing the 2032 market-value input; displayed series and growth include calculations: Long-run increases in imaging activity support continued equipment demand; examination volumes are not substituted for maintenance revenue.
   - Evidence informing the 2040 market-value input; displayed series and growth include calculations: The observed country variation and incomplete coverage constrain long-run stock-growth assumptions and prohibit uniform worldwide density extrapolation.
8. OnWatch Predict
   - Evidence informing the 2032 market-value input; displayed series and growth include calculations: Conditional reported benefits support considering a service-efficiency counterforce, not applying downtime reductions directly to service revenue.
   - Evidence informing the 2040 market-value input; displayed series and growth include calculations: The offering supports retaining human and component fulfillment costs in the long-run forecast; it does not establish autonomous servicing or engineer replacement.

9. Unite In-House Service Solutions
   - Evidence informing the 2032 market-value input; displayed series and growth include calculations: The retained-labor boundary supports the modeled purchased-scope counterforce, without measuring future adoption.
   - Evidence informing the 2040 market-value input; displayed series and growth include calculations: The offering supports maintaining a distinction between installed equipment obligations and externally purchased service expenditure.
10. Philips Standard Terms and Conditions of Service, Revision 23, April 2024
    - Evidence informing the 2032 market-value input; displayed series and growth include calculations: Published lifecycle terms condition post-End-of-Life repair on parts and trained-personnel availability and remove the earlier uptime guarantee. These constrain assumed indefinite support extension.
    - Evidence informing the 2040 market-value input; displayed series and growth include calculations: The lifecycle conditions support including retirement and support limitations in long-run growth assumptions, but do not establish a dated global withdrawal event.
11. Health at a Glance 2025 - Diagnostic Technologies
    - Evidence informing base-year allocation inputs; displayed values and growth are calculated: Imaging-stock comparator.
    - Evidence informing forecast-year allocation inputs; displayed values and growth are calculated: Imaging-stock comparator.
    - Evidence informing base-year allocation inputs; displayed values and growth are calculated: Coverage limitation.
    - Evidence informing forecast-year allocation inputs; displayed values and growth are calculated: Coverage limitation.
12. Health at a Glance: Latin America and the Caribbean 2023 - Medical Technologies
    - Evidence informing base-year allocation inputs; displayed values and growth are calculated: Brazil's CT and MRI densities anchor the equipment-linked expenditure proxy.
    - Evidence informing forecast-year allocation inputs; displayed values and growth are calculated: Brazil's CT and MRI densities anchor the equipment-linked expenditure proxy.
    - Evidence informing base-year allocation inputs; displayed values and growth are calculated: Heterogeneous regional equipment availability and partial coverage constrain the allocation model.
    - Evidence informing forecast-year allocation inputs; displayed values and growth are calculated: Heterogeneous regional equipment availability and partial coverage constrain the allocation model.
13. Health at a Glance: Asia/Pacific 2024 - Medical Technologies
    - Evidence informing base-year allocation inputs; displayed values and growth are calculated: Density and reimbursement-coverage anchors.
    - Evidence informing forecast-year allocation inputs; displayed values and growth are calculated: Density and reimbursement-coverage anchors.
    - Evidence informing base-year allocation inputs; displayed values and growth are calculated: High installed-density anchor.
    - Evidence informing forecast-year allocation inputs; displayed values and growth are calculated: High installed-density anchor.
    - Evidence informing base-year allocation inputs; displayed values and growth are calculated: Installed-density anchor.
    - Evidence informing forecast-year allocation inputs; displayed values and growth are calculated: Installed-density anchor.
    - Evidence informing base-year allocation inputs; displayed values and growth are calculated: Regional heterogeneity constrains uniform-density and uniform-access assumptions.
    - Evidence informing forecast-year allocation inputs; displayed values and growth are calculated: Regional heterogeneity constrains uniform-density and uniform-access assumptions.

14. Assessment of Breast Cancer Control Capacities in the WHO African Region in 2022
    - Evidence informing base-year allocation inputs; displayed values and growth are calculated: Survey coverage and equipment scarcity constrain extrapolation across Africa.
    - Evidence informing forecast-year allocation inputs; displayed values and growth are calculated: Survey coverage and equipment scarcity constrain extrapolation across Africa.
15. Hospital Equipment Maintenance Requirements - CMS Memorandum 14-07-Hospital
    - Evidence informing base-year allocation inputs; displayed values and growth are calculated: Imaging maintenance must follow manufacturer recommendations; this is not an exclusive OEM purchasing award.
    - Evidence informing forecast-year allocation inputs; displayed values and growth are calculated: Imaging maintenance must follow manufacturer recommendations; this is not an exclusive OEM purchasing award.
16. Managed Neutral Vendor Services - East of England Collaborative Procurement Hub
    - Evidence informing forecast-year allocation inputs; displayed values and growth are calculated: The framework starts January xx.xx 2026 and requires mini-competition; admission is not realized maintenance revenue.
17. Diagnostic Imaging Accreditation Scheme - Australian Commission on Safety and Quality in Health Care
    - Evidence informing base-year allocation inputs; displayed values and growth are calculated: Equipment-appropriate training, local licensing and records constrain service access, without measuring an outsourcing share.
    - Evidence informing forecast-year allocation inputs; displayed values and growth are calculated: Equipment-appropriate training, local licensing and records constrain service access, without measuring an outsourcing share.
18. RadNet, Inc. - 2025 Form 10-K
    - Evidence informing base-year allocation inputs; displayed values and growth are calculated: Ultrasound fleet disclosure supplies a commercial-stock comparator. ([sec.gov](https://www.sec.gov/Archives/edgar/data/xx.xx/xx.xx/rdnt-xx.xx.htm))
    - Evidence informing forecast-year allocation inputs; displayed values and growth are calculated: Ultrasound fleet disclosure supplies a commercial-stock comparator. ([sec.gov](https://www.sec.gov/Archives/edgar/data/xx.xx/xx.xx/rdnt-xx.xx.htm))

8.6. Hybrid Imaging

Table 35. Global Medical Imaging Equipment Maintenance Services Market, by Hybrid Imaging growth contribution, 2025-2032

Category	2025 value (USD Million)	2032 value (USD Million)	Added value (USD Million)	2025 share (%)	2032 share (%)	Change (pp)	Growth share (%)	CAGR (%)
Hybrid Interventional Imaging	xx.xx	xx.xx	xx.xx	xx.xx	xx.xx	xx.xx	xx.xx	xx.xx
PET/CT	xx.xx	xx.xx	xx.xx	xx.xx	xx.xx	xx.xx	xx.xx	xx.xx
PET/MRI	xx.xx	xx.xx	xx.xx	xx.xx	xx.xx	xx.xx	xx.xx	xx.xx
SPECT/CT	xx.xx	xx.xx	xx.xx	xx.xx	xx.xx	xx.xx	xx.xx	xx.xx
Scope total	**xx.xx**	**xx.xx**	**xx.xx**	**xx.xx**	**xx.xx**	**xx.xx**	**xx.xx**	**xx.xx**

Table 36. Global Medical Imaging Equipment Maintenance Services Market Size, by Hybrid Imaging, by Region, 2017-2040 (USD Million)

Region	2017	2024	2025	2026	2027	2032	2040	CAGR (%)
Africa	xx.xx	xx.xx	xx.xx	xx.xx	xx.xx	xx.xx	xx.xx	xx.xx
Asia-Pacific	xx.xx	xx.xx	xx.xx	xx.xx	xx.xx	xx.xx	xx.xx	xx.xx
Europe	xx.xx	xx.xx	xx.xx	xx.xx	xx.xx	xx.xx	xx.xx	xx.xx
Latin America	xx.xx	xx.xx	xx.xx	xx.xx	xx.xx	xx.xx	xx.xx	xx.xx
Middle East	xx.xx	xx.xx	xx.xx	xx.xx	xx.xx	xx.xx	xx.xx	xx.xx
North America	xx.xx	xx.xx	xx.xx	xx.xx	xx.xx	xx.xx	xx.xx	xx.xx
Total	**xx.xx**	**xx.xx**	**xx.xx**	**xx.xx**	**xx.xx**	**xx.xx**	**xx.xx**	**xx.xx**

Table 37. Global Medical Imaging Equipment Maintenance Services Market Size, by Hybrid Imaging, by Group, 2017-2040 (USD Million)

Group	2017	2024	2025	2026	2027	2032	2040	CAGR (%)
ASEAN	xx.xx	xx.xx	xx.xx	xx.xx	xx.xx	xx.xx	xx.xx	xx.xx
BRICS	xx.xx	xx.xx	xx.xx	xx.xx	xx.xx	xx.xx	xx.xx	xx.xx
European Union	xx.xx	xx.xx	xx.xx	xx.xx	xx.xx	xx.xx	xx.xx	xx.xx
G7	xx.xx	xx.xx	xx.xx	xx.xx	xx.xx	xx.xx	xx.xx	xx.xx
GCC	xx.xx	xx.xx	xx.xx	xx.xx	xx.xx	xx.xx	xx.xx	xx.xx
NATO	xx.xx	xx.xx	xx.xx	xx.xx	xx.xx	xx.xx	xx.xx	xx.xx

Table 38. Global Medical Imaging Equipment Maintenance Services Market Size, by Hybrid Imaging, by Country, 2017-2040 (USD Million)

Country	2017	2024	2025	2026	2027	2032	2040	CAGR (%)
Australia	xx.xx	xx.xx	xx.xx	xx.xx	xx.xx	xx.xx	xx.xx	xx.xx
Brazil	xx.xx	xx.xx	xx.xx	xx.xx	xx.xx	xx.xx	xx.xx	xx.xx
Canada	xx.xx	xx.xx	xx.xx	xx.xx	xx.xx	xx.xx	xx.xx	xx.xx
China	xx.xx	xx.xx	xx.xx	xx.xx	xx.xx	xx.xx	xx.xx	xx.xx
France	xx.xx	xx.xx	xx.xx	xx.xx	xx.xx	xx.xx	xx.xx	xx.xx
Germany	xx.xx	xx.xx	xx.xx	xx.xx	xx.xx	xx.xx	xx.xx	xx.xx
India	xx.xx	xx.xx	xx.xx	xx.xx	xx.xx	xx.xx	xx.xx	xx.xx
Italy	xx.xx	xx.xx	xx.xx	xx.xx	xx.xx	xx.xx	xx.xx	xx.xx
Japan	xx.xx	xx.xx	xx.xx	xx.xx	xx.xx	xx.xx	xx.xx	xx.xx
Mexico	xx.xx	xx.xx	xx.xx	xx.xx	xx.xx	xx.xx	xx.xx	xx.xx
Russia	xx.xx	xx.xx	xx.xx	xx.xx	xx.xx	xx.xx	xx.xx	xx.xx
South Korea	xx.xx	xx.xx	xx.xx	xx.xx	xx.xx	xx.xx	xx.xx	xx.xx
Spain	xx.xx	xx.xx	xx.xx	xx.xx	xx.xx	xx.xx	xx.xx	xx.xx
United Kingdom	xx.xx	xx.xx	xx.xx	xx.xx	xx.xx	xx.xx	xx.xx	xx.xx
United States	xx.xx	xx.xx	xx.xx	xx.xx	xx.xx	xx.xx	xx.xx	xx.xx
Others	xx.xx	xx.xx	xx.xx	xx.xx	xx.xx	xx.xx	xx.xx	xx.xx
Total	**xx.xx**	**xx.xx**	**xx.xx**	**xx.xx**	**xx.xx**	**xx.xx**	**xx.xx**	**xx.xx**

Sources & Evidence

1. WHA78.13 - Strengthening medical imaging capacity
   · Taxonomy evidence: Hybrid imaging is recognized separately from standalone ionizing and nonionizing modalities. ([apps.who.int](https://apps.who.int/gb/ebwha/pdf_files/WHA78/A78_R13-en.pdf))
2. Maintenance, Repair and Calibration of Medical Equipment
   · Taxonomy evidence: Lot xx.xx separately names hybrid imaging systems. ([sell2wales.gov.wales](https://www.sell2wales.gov.wales/search/show/search_view.aspx?ID=FEB327174&catID=))
3. Nuclear Medicine Resources Manual, 2020 Edition - IAEA Human Health Series No. 37
   · Taxonomy evidence: The reference describes multimodality platforms combining nuclear imaging with anatomical imaging. ([www-pub.iaea.org](https://www-pub.iaea.org/MTCD/Publications/PDF/P1861_web.pdf))

4. GE HealthCare Technologies Inc. - 2025 Form 10-K
   - Evidence informing the 2023 market-value input; displayed series and growth include calculations: Reported services revenue of USD xx.xx supplies a historical commercial-activity proxy; it is broader than imaging maintenance.
   - Evidence informing the 2024 market-value input; displayed series and growth include calculations: Reported services revenue of USD xx.xx supplies the comparable historical proxy.
   - Evidence informing base-year allocation inputs; displayed values and growth are calculated: Destination-sales cross-check; broader than maintenance.
   - Evidence informing forecast-year allocation inputs; displayed values and growth are calculated: Destination-sales cross-check; broader than maintenance.
   - Evidence informing base-year allocation inputs; displayed values and growth are calculated: EMEA commercial-scale cross-check.
   - Evidence informing forecast-year allocation inputs; displayed values and growth are calculated: EMEA commercial-scale cross-check.
   - Evidence informing base-year allocation inputs; displayed values and growth are calculated: China commercial activity and 2025 growth counterevidence.
   - Evidence informing forecast-year allocation inputs; displayed values and growth are calculated: China commercial activity and 2025 growth counterevidence.
   - Evidence informing base-year allocation inputs; displayed values and growth are calculated: U.S. destination sales were USD xx.xx, not maintenance-only revenue.
   - Evidence informing forecast-year allocation inputs; displayed values and growth are calculated: U.S. destination sales were USD xx.xx, not maintenance-only revenue.
   - Evidence informing base-year allocation inputs; displayed values and growth are calculated: China destination sales were USD xx.xx; regional sales declined in 2025.
   - Evidence informing forecast-year allocation inputs; displayed values and growth are calculated: China destination sales were USD xx.xx; regional sales declined in 2025.
5. GE HealthCare Technologies Inc. - 2022 Form 10-K
   - Evidence informing the 2020 market-value input; displayed series and growth include calculations: Services revenue of USD xx.xx anchors the high-cost equipment cohort's historical activity index.
   - Evidence informing the 2021 market-value input; displayed series and growth include calculations: Services revenue of USD xx.xx supplies the comparable activity index.
   - Evidence informing the 2022 market-value input; displayed series and growth include calculations: Services revenue of USD xx.xx supplies the activity index. The filing attributes the services decline primarily to unfavorable currency effects.
6. Health at a Glance 2025 - Diagnostic Technologies
   - Evidence informing the 2032 market-value input; displayed series and growth include calculations: Long-run increases in imaging activity support continued equipment demand; examination volumes are not substituted for maintenance revenue.
   - Evidence informing the 2040 market-value input; displayed series and growth include calculations: The observed country variation and incomplete coverage constrain long-run stock-growth assumptions and prohibit uniform worldwide density extrapolation.
7. OnWatch Predict
   - Evidence informing the 2032 market-value input; displayed series and growth include calculations: Conditional reported benefits support considering a service-efficiency counterforce, not applying downtime reductions directly to service revenue.
   - Evidence informing the 2040 market-value input; displayed series and growth include calculations: The offering supports retaining human and component fulfillment costs in the long-run forecast; it does not establish autonomous servicing or engineer replacement.

8. Unite In-House Service Solutions
   - Evidence informing the 2032 market-value input; displayed series and growth include calculations: The retained-labor boundary supports the modeled purchased-scope counterforce, without measuring future adoption.
   - Evidence informing the 2040 market-value input; displayed series and growth include calculations: The offering supports maintaining a distinction between installed equipment obligations and externally purchased service expenditure.
9. Philips Standard Terms and Conditions of Service, Revision 23, April 2024
   - Evidence informing the 2032 market-value input; displayed series and growth include calculations: Published lifecycle terms condition post-End-of-Life repair on parts and trained-personnel availability and remove the earlier uptime guarantee. These constrain assumed indefinite support extension.
   - Evidence informing the 2040 market-value input; displayed series and growth include calculations: The lifecycle conditions support including retirement and support limitations in long-run growth assumptions, but do not establish a dated global withdrawal event.
10. Health at a Glance 2025 - Diagnostic Technologies
    - Evidence informing base-year allocation inputs; displayed values and growth are calculated: Imaging-stock comparator.
    - Evidence informing forecast-year allocation inputs; displayed values and growth are calculated: Imaging-stock comparator.
    - Evidence informing base-year allocation inputs; displayed values and growth are calculated: Coverage limitation.
    - Evidence informing forecast-year allocation inputs; displayed values and growth are calculated: Coverage limitation.
11. Health at a Glance: Latin America and the Caribbean 2023 - Medical Technologies
    - Evidence informing base-year allocation inputs; displayed values and growth are calculated: Brazil's CT and MRI densities anchor the equipment-linked expenditure proxy.
    - Evidence informing forecast-year allocation inputs; displayed values and growth are calculated: Brazil's CT and MRI densities anchor the equipment-linked expenditure proxy.
    - Evidence informing base-year allocation inputs; displayed values and growth are calculated: Heterogeneous regional equipment availability and partial coverage constrain the allocation model.
    - Evidence informing forecast-year allocation inputs; displayed values and growth are calculated: Heterogeneous regional equipment availability and partial coverage constrain the allocation model.
12. Health at a Glance: Asia/Pacific 2024 - Medical Technologies
    - Evidence informing base-year allocation inputs; displayed values and growth are calculated: Density and reimbursement-coverage anchors.
    - Evidence informing forecast-year allocation inputs; displayed values and growth are calculated: Density and reimbursement-coverage anchors.
    - Evidence informing base-year allocation inputs; displayed values and growth are calculated: High installed-density anchor.
    - Evidence informing forecast-year allocation inputs; displayed values and growth are calculated: High installed-density anchor.
    - Evidence informing base-year allocation inputs; displayed values and growth are calculated: Installed-density anchor.
    - Evidence informing forecast-year allocation inputs; displayed values and growth are calculated: Installed-density anchor.
    - Evidence informing base-year allocation inputs; displayed values and growth are calculated: Regional heterogeneity constrains uniform-density and uniform-access assumptions.
    - Evidence informing forecast-year allocation inputs; displayed values and growth are calculated: Regional heterogeneity constrains uniform-density and uniform-access assumptions.

13. Assessment of Breast Cancer Control Capacities in the WHO African Region in 2022
    - Evidence informing base-year allocation inputs; displayed values and growth are calculated: Survey coverage and equipment scarcity constrain extrapolation across Africa.
    - Evidence informing forecast-year allocation inputs; displayed values and growth are calculated: Survey coverage and equipment scarcity constrain extrapolation across Africa.
14. Hospital Equipment Maintenance Requirements - CMS Memorandum 14-07-Hospital
    - Evidence informing base-year allocation inputs; displayed values and growth are calculated: Imaging maintenance must follow manufacturer recommendations; this is not an exclusive OEM purchasing award.
    - Evidence informing forecast-year allocation inputs; displayed values and growth are calculated: Imaging maintenance must follow manufacturer recommendations; this is not an exclusive OEM purchasing award.
15. Managed Neutral Vendor Services - East of England Collaborative Procurement Hub
    - Evidence informing forecast-year allocation inputs; displayed values and growth are calculated: The framework starts January xx.xx 2026 and requires mini-competition; admission is not realized maintenance revenue.
16. Diagnostic Imaging Accreditation Scheme - Australian Commission on Safety and Quality in Health Care
    - Evidence informing base-year allocation inputs; displayed values and growth are calculated: Equipment-appropriate training, local licensing and records constrain service access, without measuring an outsourcing share.
    - Evidence informing forecast-year allocation inputs; displayed values and growth are calculated: Equipment-appropriate training, local licensing and records constrain service access, without measuring an outsourcing share.
17. RadNet, Inc. - 2025 Form 10-K
    - Evidence informing base-year allocation inputs; displayed values and growth are calculated: PET/CT fleet growth provides a differentiated adoption comparator. ([sec.gov](https://www.sec.gov/Archives/edgar/data/xx.xx/xx.xx/rdnt-xx.xx.htm))
    - Evidence informing forecast-year allocation inputs; displayed values and growth are calculated: PET/CT fleet growth provides a differentiated adoption comparator. ([sec.gov](https://www.sec.gov/Archives/edgar/data/xx.xx/xx.xx/rdnt-xx.xx.htm))
18. Radiation Protection in Newer Medical Imaging Techniques: PET/CT - Safety Reports Series No. 58
    - Evidence informing forecast-year allocation inputs; displayed values and growth are calculated: Historical PET/CT equipment adoption supplies a directional substitution premise, not contemporary service revenue. ([www-pub.iaea.org](https://www-pub.iaea.org/MTCD/Publications/PDF/pub1343_web.pdf))
19. Nexaris-At the nexus of treatment innovation
    - Evidence informing base-year allocation inputs; displayed values and growth are calculated: Named Angio-CT and Angio-MR-CT offerings corroborate integrated interventional configurations, not their maintenance terms, installed count or revenue. ([siemens-healthineers.com](https://www.siemens-healthineers.com/angio/nexaris-therapy-suites))
    - Evidence informing forecast-year allocation inputs; displayed values and growth are calculated: Named Angio-CT and Angio-MR-CT offerings corroborate integrated interventional configurations, not their maintenance terms, installed count or revenue. ([siemens-healthineers.com](https://www.siemens-healthineers.com/angio/nexaris-therapy-suites))

8.6.1. PET/CT

Table 39. Global Medical Imaging Equipment Maintenance Services Market Size, by PET/CT, by Region, 2017-2040 (USD Million)

Region	2017	2024	2025	2026	2027	2032	2040	CAGR (%)
Africa	xx.xx	xx.xx	xx.xx	xx.xx	xx.xx	xx.xx	xx.xx	xx.xx
Asia-Pacific	xx.xx	xx.xx	xx.xx	xx.xx	xx.xx	xx.xx	xx.xx	xx.xx
Europe	xx.xx	xx.xx	xx.xx	xx.xx	xx.xx	xx.xx	xx.xx	xx.xx
Latin America	xx.xx	xx.xx	xx.xx	xx.xx	xx.xx	xx.xx	xx.xx	xx.xx
Middle East	xx.xx	xx.xx	xx.xx	xx.xx	xx.xx	xx.xx	xx.xx	xx.xx
North America	xx.xx	xx.xx	xx.xx	xx.xx	xx.xx	xx.xx	xx.xx	xx.xx
Total	**xx.xx**	**xx.xx**	**xx.xx**	**xx.xx**	**xx.xx**	**xx.xx**	**xx.xx**	**xx.xx**

Table 40. Global Medical Imaging Equipment Maintenance Services Market Size, by PET/CT, by Group, 2017-2040 (USD Million)

Group	2017	2024	2025	2026	2027	2032	2040	CAGR (%)
ASEAN	xx.xx	xx.xx	xx.xx	xx.xx	xx.xx	xx.xx	xx.xx	xx.xx
BRICS	xx.xx	xx.xx	xx.xx	xx.xx	xx.xx	xx.xx	xx.xx	xx.xx
European Union	xx.xx	xx.xx	xx.xx	xx.xx	xx.xx	xx.xx	xx.xx	xx.xx
G7	xx.xx	xx.xx	xx.xx	xx.xx	xx.xx	xx.xx	xx.xx	xx.xx
GCC	xx.xx	xx.xx	xx.xx	xx.xx	xx.xx	xx.xx	xx.xx	xx.xx
NATO	xx.xx	xx.xx	xx.xx	xx.xx	xx.xx	xx.xx	xx.xx	xx.xx

Table 41. Global Medical Imaging Equipment Maintenance Services Market Size, by PET/CT, by Country, 2017-2040 (USD Million)

Country	2017	2024	2025	2026	2027	2032	2040	CAGR (%)
Australia	xx.xx	xx.xx	xx.xx	xx.xx	xx.xx	xx.xx	xx.xx	xx.xx
Brazil	xx.xx	xx.xx	xx.xx	xx.xx	xx.xx	xx.xx	xx.xx	xx.xx
Canada	xx.xx	xx.xx	xx.xx	xx.xx	xx.xx	xx.xx	xx.xx	xx.xx
China	xx.xx	xx.xx	xx.xx	xx.xx	xx.xx	xx.xx	xx.xx	xx.xx
France	xx.xx	xx.xx	xx.xx	xx.xx	xx.xx	xx.xx	xx.xx	xx.xx
Germany	xx.xx	xx.xx	xx.xx	xx.xx	xx.xx	xx.xx	xx.xx	xx.xx
India	xx.xx	xx.xx	xx.xx	xx.xx	xx.xx	xx.xx	xx.xx	xx.xx
Italy	xx.xx	xx.xx	xx.xx	xx.xx	xx.xx	xx.xx	xx.xx	xx.xx
Japan	xx.xx	xx.xx	xx.xx	xx.xx	xx.xx	xx.xx	xx.xx	xx.xx
Mexico	xx.xx	xx.xx	xx.xx	xx.xx	xx.xx	xx.xx	xx.xx	xx.xx
Russia	xx.xx	xx.xx	xx.xx	xx.xx	xx.xx	xx.xx	xx.xx	xx.xx
South Korea	xx.xx	xx.xx	xx.xx	xx.xx	xx.xx	xx.xx	xx.xx	xx.xx
Spain	xx.xx	xx.xx	xx.xx	xx.xx	xx.xx	xx.xx	xx.xx	xx.xx
United Kingdom	xx.xx	xx.xx	xx.xx	xx.xx	xx.xx	xx.xx	xx.xx	xx.xx
United States	xx.xx	xx.xx	xx.xx	xx.xx	xx.xx	xx.xx	xx.xx	xx.xx
Others	xx.xx	xx.xx	xx.xx	xx.xx	xx.xx	xx.xx	xx.xx	xx.xx
Total	**xx.xx**	**xx.xx**	**xx.xx**	**xx.xx**	**xx.xx**	**xx.xx**	**xx.xx**	**xx.xx**

Sources & Evidence

1. Nuclear Medicine Resources Manual, 2020 Edition - IAEA Human Health Series No. 37
   · Taxonomy evidence: PET/CT is identified as a hybrid platform combining PET and CT. ([www-pub.iaea.org](https://www-pub.iaea.org/MTCD/Publications/PDF/P1861_web.pdf))

2. GE HealthCare Technologies Inc. - 2025 Form 10-K
   - Evidence informing the 2023 market-value input; displayed series and growth include calculations: Reported services revenue of USD xx.xx supplies a historical commercial-activity proxy; it is broader than imaging maintenance.
   - Evidence informing the 2024 market-value input; displayed series and growth include calculations: Reported services revenue of USD xx.xx supplies the comparable historical proxy.
   - Evidence informing base-year allocation inputs; displayed values and growth are calculated: Destination-sales cross-check; broader than maintenance.
   - Evidence informing forecast-year allocation inputs; displayed values and growth are calculated: Destination-sales cross-check; broader than maintenance.
   - Evidence informing base-year allocation inputs; displayed values and growth are calculated: EMEA commercial-scale cross-check.
   - Evidence informing forecast-year allocation inputs; displayed values and growth are calculated: EMEA commercial-scale cross-check.
   - Evidence informing base-year allocation inputs; displayed values and growth are calculated: China commercial activity and 2025 growth counterevidence.
   - Evidence informing forecast-year allocation inputs; displayed values and growth are calculated: China commercial activity and 2025 growth counterevidence.
   - Evidence informing base-year allocation inputs; displayed values and growth are calculated: U.S. destination sales were USD xx.xx, not maintenance-only revenue.
   - Evidence informing forecast-year allocation inputs; displayed values and growth are calculated: U.S. destination sales were USD xx.xx, not maintenance-only revenue.
   - Evidence informing base-year allocation inputs; displayed values and growth are calculated: China destination sales were USD xx.xx; regional sales declined in 2025.
   - Evidence informing forecast-year allocation inputs; displayed values and growth are calculated: China destination sales were USD xx.xx; regional sales declined in 2025.
3. GE HealthCare Technologies Inc. - 2022 Form 10-K
   - Evidence informing the 2020 market-value input; displayed series and growth include calculations: Services revenue of USD xx.xx anchors the high-cost equipment cohort's historical activity index.
   - Evidence informing the 2021 market-value input; displayed series and growth include calculations: Services revenue of USD xx.xx supplies the comparable activity index.
   - Evidence informing the 2022 market-value input; displayed series and growth include calculations: Services revenue of USD xx.xx supplies the activity index. The filing attributes the services decline primarily to unfavorable currency effects.
4. Health at a Glance 2025 - Diagnostic Technologies
   - Evidence informing the 2032 market-value input; displayed series and growth include calculations: Long-run increases in imaging activity support continued equipment demand; examination volumes are not substituted for maintenance revenue.
   - Evidence informing the 2040 market-value input; displayed series and growth include calculations: The observed country variation and incomplete coverage constrain long-run stock-growth assumptions and prohibit uniform worldwide density extrapolation.
5. OnWatch Predict
   - Evidence informing the 2032 market-value input; displayed series and growth include calculations: Conditional reported benefits support considering a service-efficiency counterforce, not applying downtime reductions directly to service revenue.
   - Evidence informing the 2040 market-value input; displayed series and growth include calculations: The offering supports retaining human and component fulfillment costs in the long-run forecast; it does not establish autonomous servicing or engineer replacement.

6. Unite In-House Service Solutions
   - Evidence informing the 2032 market-value input; displayed series and growth include calculations: The retained-labor boundary supports the modeled purchased-scope counterforce, without measuring future adoption.
   - Evidence informing the 2040 market-value input; displayed series and growth include calculations: The offering supports maintaining a distinction between installed equipment obligations and externally purchased service expenditure.
7. Philips Standard Terms and Conditions of Service, Revision 23, April 2024
   - Evidence informing the 2032 market-value input; displayed series and growth include calculations: Published lifecycle terms condition post-End-of-Life repair on parts and trained-personnel availability and remove the earlier uptime guarantee. These constrain assumed indefinite support extension.
   - Evidence informing the 2040 market-value input; displayed series and growth include calculations: The lifecycle conditions support including retirement and support limitations in long-run growth assumptions, but do not establish a dated global withdrawal event.
8. Health at a Glance 2025 - Diagnostic Technologies
   - Evidence informing base-year allocation inputs; displayed values and growth are calculated: Imaging-stock comparator.
   - Evidence informing forecast-year allocation inputs; displayed values and growth are calculated: Imaging-stock comparator.
   - Evidence informing base-year allocation inputs; displayed values and growth are calculated: Coverage limitation.
   - Evidence informing forecast-year allocation inputs; displayed values and growth are calculated: Coverage limitation.
9. Health at a Glance: Latin America and the Caribbean 2023 - Medical Technologies
   - Evidence informing base-year allocation inputs; displayed values and growth are calculated: Brazil's CT and MRI densities anchor the equipment-linked expenditure proxy.
   - Evidence informing forecast-year allocation inputs; displayed values and growth are calculated: Brazil's CT and MRI densities anchor the equipment-linked expenditure proxy.
   - Evidence informing base-year allocation inputs; displayed values and growth are calculated: Heterogeneous regional equipment availability and partial coverage constrain the allocation model.
   - Evidence informing forecast-year allocation inputs; displayed values and growth are calculated: Heterogeneous regional equipment availability and partial coverage constrain the allocation model.
10. Health at a Glance: Asia/Pacific 2024 - Medical Technologies
    - Evidence informing base-year allocation inputs; displayed values and growth are calculated: Density and reimbursement-coverage anchors.
    - Evidence informing forecast-year allocation inputs; displayed values and growth are calculated: Density and reimbursement-coverage anchors.
    - Evidence informing base-year allocation inputs; displayed values and growth are calculated: High installed-density anchor.
    - Evidence informing forecast-year allocation inputs; displayed values and growth are calculated: High installed-density anchor.
    - Evidence informing base-year allocation inputs; displayed values and growth are calculated: Installed-density anchor.
    - Evidence informing forecast-year allocation inputs; displayed values and growth are calculated: Installed-density anchor.
    - Evidence informing base-year allocation inputs; displayed values and growth are calculated: Regional heterogeneity constrains uniform-density and uniform-access assumptions.
    - Evidence informing forecast-year allocation inputs; displayed values and growth are calculated: Regional heterogeneity constrains uniform-density and uniform-access assumptions.

11. Assessment of Breast Cancer Control Capacities in the WHO African Region in 2022
    - Evidence informing base-year allocation inputs; displayed values and growth are calculated: Survey coverage and equipment scarcity constrain extrapolation across Africa.
    - Evidence informing forecast-year allocation inputs; displayed values and growth are calculated: Survey coverage and equipment scarcity constrain extrapolation across Africa.
12. Hospital Equipment Maintenance Requirements - CMS Memorandum 14-07-Hospital
    - Evidence informing base-year allocation inputs; displayed values and growth are calculated: Imaging maintenance must follow manufacturer recommendations; this is not an exclusive OEM purchasing award.
    - Evidence informing forecast-year allocation inputs; displayed values and growth are calculated: Imaging maintenance must follow manufacturer recommendations; this is not an exclusive OEM purchasing award.
13. Managed Neutral Vendor Services - East of England Collaborative Procurement Hub
    - Evidence informing forecast-year allocation inputs; displayed values and growth are calculated: The framework starts January xx.xx 2026 and requires mini-competition; admission is not realized maintenance revenue.
14. Diagnostic Imaging Accreditation Scheme - Australian Commission on Safety and Quality in Health Care
    - Evidence informing base-year allocation inputs; displayed values and growth are calculated: Equipment-appropriate training, local licensing and records constrain service access, without measuring an outsourcing share.
    - Evidence informing forecast-year allocation inputs; displayed values and growth are calculated: Equipment-appropriate training, local licensing and records constrain service access, without measuring an outsourcing share.
15. RadNet, Inc. - 2025 Form 10-K
    - Evidence informing base-year allocation inputs; displayed values and growth are calculated: PET/CT fleet growth provides a differentiated adoption comparator. ([sec.gov](https://www.sec.gov/Archives/edgar/data/xx.xx/xx.xx/rdnt-xx.xx.htm))
    - Evidence informing forecast-year allocation inputs; displayed values and growth are calculated: PET/CT fleet growth provides a differentiated adoption comparator. ([sec.gov](https://www.sec.gov/Archives/edgar/data/xx.xx/xx.xx/rdnt-xx.xx.htm))
16. Radiation Protection in Newer Medical Imaging Techniques: PET/CT - Safety Reports Series No. 58
    - Evidence informing forecast-year allocation inputs; displayed values and growth are calculated: Historical PET/CT equipment adoption supplies a directional substitution premise, not contemporary service revenue. ([www-pub.iaea.org](https://www-pub.iaea.org/MTCD/Publications/PDF/pub1343_web.pdf))

8.6.2. SPECT/CT

Table 42. Global Medical Imaging Equipment Maintenance Services Market Size, by SPECT/CT, by Region, 2017-2040 (USD Million)

Region	2017	2024	2025	2026	2027	2032	2040	CAGR (%)
Africa	xx.xx	xx.xx	xx.xx	xx.xx	xx.xx	xx.xx	xx.xx	xx.xx
Asia-Pacific	xx.xx	xx.xx	xx.xx	xx.xx	xx.xx	xx.xx	xx.xx	xx.xx
Europe	xx.xx	xx.xx	xx.xx	xx.xx	xx.xx	xx.xx	xx.xx	xx.xx
Latin America	xx.xx	xx.xx	xx.xx	xx.xx	xx.xx	xx.xx	xx.xx	xx.xx
Middle East	xx.xx	xx.xx	xx.xx	xx.xx	xx.xx	xx.xx	xx.xx	xx.xx
North America	xx.xx	xx.xx	xx.xx	xx.xx	xx.xx	xx.xx	xx.xx	xx.xx
Total	**xx.xx**	**xx.xx**	**xx.xx**	**xx.xx**	**xx.xx**	**xx.xx**	**xx.xx**	**xx.xx**

Table 43. Global Medical Imaging Equipment Maintenance Services Market Size, by SPECT/CT, by Group, 2017-2040 (USD Million)

Group	2017	2024	2025	2026	2027	2032	2040	CAGR (%)
ASEAN	xx.xx	xx.xx	xx.xx	xx.xx	xx.xx	xx.xx	xx.xx	xx.xx
BRICS	xx.xx	xx.xx	xx.xx	xx.xx	xx.xx	xx.xx	xx.xx	xx.xx
European Union	xx.xx	xx.xx	xx.xx	xx.xx	xx.xx	xx.xx	xx.xx	xx.xx
G7	xx.xx	xx.xx	xx.xx	xx.xx	xx.xx	xx.xx	xx.xx	xx.xx
GCC	xx.xx	xx.xx	xx.xx	xx.xx	xx.xx	xx.xx	xx.xx	xx.xx
NATO	xx.xx	xx.xx	xx.xx	xx.xx	xx.xx	xx.xx	xx.xx	xx.xx

Table 44. Global Medical Imaging Equipment Maintenance Services Market Size, by SPECT/CT, by Country, 2017-2040 (USD Million)

Country	2017	2024	2025	2026	2027	2032	2040	CAGR (%)
Australia	xx.xx	xx.xx	xx.xx	xx.xx	xx.xx	xx.xx	xx.xx	xx.xx
Brazil	xx.xx	xx.xx	xx.xx	xx.xx	xx.xx	xx.xx	xx.xx	xx.xx
Canada	xx.xx	xx.xx	xx.xx	xx.xx	xx.xx	xx.xx	xx.xx	xx.xx
China	xx.xx	xx.xx	xx.xx	xx.xx	xx.xx	xx.xx	xx.xx	xx.xx
France	xx.xx	xx.xx	xx.xx	xx.xx	xx.xx	xx.xx	xx.xx	xx.xx
Germany	xx.xx	xx.xx	xx.xx	xx.xx	xx.xx	xx.xx	xx.xx	xx.xx
India	xx.xx	xx.xx	xx.xx	xx.xx	xx.xx	xx.xx	xx.xx	xx.xx
Italy	xx.xx	xx.xx	xx.xx	xx.xx	xx.xx	xx.xx	xx.xx	xx.xx
Japan	xx.xx	xx.xx	xx.xx	xx.xx	xx.xx	xx.xx	xx.xx	xx.xx
Mexico	xx.xx	xx.xx	xx.xx	xx.xx	xx.xx	xx.xx	xx.xx	xx.xx
Russia	xx.xx	xx.xx	xx.xx	xx.xx	xx.xx	xx.xx	xx.xx	xx.xx
South Korea	xx.xx	xx.xx	xx.xx	xx.xx	xx.xx	xx.xx	xx.xx	xx.xx
Spain	xx.xx	xx.xx	xx.xx	xx.xx	xx.xx	xx.xx	xx.xx	xx.xx
United Kingdom	xx.xx	xx.xx	xx.xx	xx.xx	xx.xx	xx.xx	xx.xx	xx.xx
United States	xx.xx	xx.xx	xx.xx	xx.xx	xx.xx	xx.xx	xx.xx	xx.xx
Others	xx.xx	xx.xx	xx.xx	xx.xx	xx.xx	xx.xx	xx.xx	xx.xx
Total	**xx.xx**	**xx.xx**	**xx.xx**	**xx.xx**	**xx.xx**	**xx.xx**	**xx.xx**	**xx.xx**

Sources & Evidence

1. Nuclear Medicine Resources Manual, 2020 Edition - IAEA Human Health Series No. 37

   · Taxonomy evidence: SPECT/CT is identified as an integrated SPECT-and-CT equipment platform. ([www-pub.iaea.org](https://www-pub.iaea.org/MTCD/Publications/PDF/P1861_web.pdf))

2. GE HealthCare Technologies Inc. - 2025 Form 10-K
   - Evidence informing the 2023 market-value input; displayed series and growth include calculations: Reported services revenue of USD xx.xx supplies a historical commercial-activity proxy; it is broader than imaging maintenance.
   - Evidence informing the 2024 market-value input; displayed series and growth include calculations: Reported services revenue of USD xx.xx supplies the comparable historical proxy.
   - Evidence informing base-year allocation inputs; displayed values and growth are calculated: Destination-sales cross-check; broader than maintenance.
   - Evidence informing forecast-year allocation inputs; displayed values and growth are calculated: Destination-sales cross-check; broader than maintenance.
   - Evidence informing base-year allocation inputs; displayed values and growth are calculated: EMEA commercial-scale cross-check.
   - Evidence informing forecast-year allocation inputs; displayed values and growth are calculated: EMEA commercial-scale cross-check.
   - Evidence informing base-year allocation inputs; displayed values and growth are calculated: China commercial activity and 2025 growth counterevidence.
   - Evidence informing forecast-year allocation inputs; displayed values and growth are calculated: China commercial activity and 2025 growth counterevidence.
   - Evidence informing base-year allocation inputs; displayed values and growth are calculated: U.S. destination sales were USD xx.xx, not maintenance-only revenue.
   - Evidence informing forecast-year allocation inputs; displayed values and growth are calculated: U.S. destination sales were USD xx.xx, not maintenance-only revenue.
   - Evidence informing base-year allocation inputs; displayed values and growth are calculated: China destination sales were USD xx.xx; regional sales declined in 2025.
   - Evidence informing forecast-year allocation inputs; displayed values and growth are calculated: China destination sales were USD xx.xx; regional sales declined in 2025.
3. GE HealthCare Technologies Inc. - 2022 Form 10-K
   - Evidence informing the 2020 market-value input; displayed series and growth include calculations: Services revenue of USD xx.xx anchors the high-cost equipment cohort's historical activity index.
   - Evidence informing the 2021 market-value input; displayed series and growth include calculations: Services revenue of USD xx.xx supplies the comparable activity index.
   - Evidence informing the 2022 market-value input; displayed series and growth include calculations: Services revenue of USD xx.xx supplies the activity index. The filing attributes the services decline primarily to unfavorable currency effects.
4. Health at a Glance 2025 - Diagnostic Technologies
   - Evidence informing the 2032 market-value input; displayed series and growth include calculations: Long-run increases in imaging activity support continued equipment demand; examination volumes are not substituted for maintenance revenue.
   - Evidence informing the 2040 market-value input; displayed series and growth include calculations: The observed country variation and incomplete coverage constrain long-run stock-growth assumptions and prohibit uniform worldwide density extrapolation.
5. OnWatch Predict
   - Evidence informing the 2032 market-value input; displayed series and growth include calculations: Conditional reported benefits support considering a service-efficiency counterforce, not applying downtime reductions directly to service revenue.
   - Evidence informing the 2040 market-value input; displayed series and growth include calculations: The offering supports retaining human and component fulfillment costs in the long-run forecast; it does not establish autonomous servicing or engineer replacement.

6. Unite In-House Service Solutions
   - Evidence informing the 2032 market-value input; displayed series and growth include calculations: The retained-labor boundary supports the modeled purchased-scope counterforce, without measuring future adoption.
   - Evidence informing the 2040 market-value input; displayed series and growth include calculations: The offering supports maintaining a distinction between installed equipment obligations and externally purchased service expenditure.
7. Philips Standard Terms and Conditions of Service, Revision 23, April 2024
   - Evidence informing the 2032 market-value input; displayed series and growth include calculations: Published lifecycle terms condition post-End-of-Life repair on parts and trained-personnel availability and remove the earlier uptime guarantee. These constrain assumed indefinite support extension.
   - Evidence informing the 2040 market-value input; displayed series and growth include calculations: The lifecycle conditions support including retirement and support limitations in long-run growth assumptions, but do not establish a dated global withdrawal event.
8. Health at a Glance 2025 - Diagnostic Technologies
   - Evidence informing base-year allocation inputs; displayed values and growth are calculated: Imaging-stock comparator.
   - Evidence informing forecast-year allocation inputs; displayed values and growth are calculated: Imaging-stock comparator.
   - Evidence informing base-year allocation inputs; displayed values and growth are calculated: Coverage limitation.
   - Evidence informing forecast-year allocation inputs; displayed values and growth are calculated: Coverage limitation.
9. Health at a Glance: Latin America and the Caribbean 2023 - Medical Technologies
   - Evidence informing base-year allocation inputs; displayed values and growth are calculated: Brazil's CT and MRI densities anchor the equipment-linked expenditure proxy.
   - Evidence informing forecast-year allocation inputs; displayed values and growth are calculated: Brazil's CT and MRI densities anchor the equipment-linked expenditure proxy.
   - Evidence informing base-year allocation inputs; displayed values and growth are calculated: Heterogeneous regional equipment availability and partial coverage constrain the allocation model.
   - Evidence informing forecast-year allocation inputs; displayed values and growth are calculated: Heterogeneous regional equipment availability and partial coverage constrain the allocation model.
10. Health at a Glance: Asia/Pacific 2024 - Medical Technologies
    - Evidence informing base-year allocation inputs; displayed values and growth are calculated: Density and reimbursement-coverage anchors.
    - Evidence informing forecast-year allocation inputs; displayed values and growth are calculated: Density and reimbursement-coverage anchors.
    - Evidence informing base-year allocation inputs; displayed values and growth are calculated: High installed-density anchor.
    - Evidence informing forecast-year allocation inputs; displayed values and growth are calculated: High installed-density anchor.
    - Evidence informing base-year allocation inputs; displayed values and growth are calculated: Installed-density anchor.
    - Evidence informing forecast-year allocation inputs; displayed values and growth are calculated: Installed-density anchor.
    - Evidence informing base-year allocation inputs; displayed values and growth are calculated: Regional heterogeneity constrains uniform-density and uniform-access assumptions.
    - Evidence informing forecast-year allocation inputs; displayed values and growth are calculated: Regional heterogeneity constrains uniform-density and uniform-access assumptions.

11. Assessment of Breast Cancer Control Capacities in the WHO African Region in 2022
    - Evidence informing base-year allocation inputs; displayed values and growth are calculated: Survey coverage and equipment scarcity constrain extrapolation across Africa.
    - Evidence informing forecast-year allocation inputs; displayed values and growth are calculated: Survey coverage and equipment scarcity constrain extrapolation across Africa.
12. Hospital Equipment Maintenance Requirements - CMS Memorandum 14-07-Hospital
    - Evidence informing base-year allocation inputs; displayed values and growth are calculated: Imaging maintenance must follow manufacturer recommendations; this is not an exclusive OEM purchasing award.
    - Evidence informing forecast-year allocation inputs; displayed values and growth are calculated: Imaging maintenance must follow manufacturer recommendations; this is not an exclusive OEM purchasing award.
13. Managed Neutral Vendor Services - East of England Collaborative Procurement Hub
    - Evidence informing forecast-year allocation inputs; displayed values and growth are calculated: The framework starts January xx.xx 2026 and requires mini-competition; admission is not realized maintenance revenue.
14. Diagnostic Imaging Accreditation Scheme - Australian Commission on Safety and Quality in Health Care
    - Evidence informing base-year allocation inputs; displayed values and growth are calculated: Equipment-appropriate training, local licensing and records constrain service access, without measuring an outsourcing share.
    - Evidence informing forecast-year allocation inputs; displayed values and growth are calculated: Equipment-appropriate training, local licensing and records constrain service access, without measuring an outsourcing share.

8.6.3. Hybrid Interventional Imaging

Table 45. Global Medical Imaging Equipment Maintenance Services Market Size, by Hybrid Interventional Imaging, by Region, 2017-2040 (USD Million)

Region	2017	2024	2025	2026	2027	2032	2040	CAGR (%)
Africa	xx.xx	xx.xx	xx.xx	xx.xx	xx.xx	xx.xx	xx.xx	xx.xx
Asia-Pacific	xx.xx	xx.xx	xx.xx	xx.xx	xx.xx	xx.xx	xx.xx	xx.xx
Europe	xx.xx	xx.xx	xx.xx	xx.xx	xx.xx	xx.xx	xx.xx	xx.xx
Latin America	xx.xx	xx.xx	xx.xx	xx.xx	xx.xx	xx.xx	xx.xx	xx.xx
Middle East	xx.xx	xx.xx	xx.xx	xx.xx	xx.xx	xx.xx	xx.xx	xx.xx
North America	xx.xx	xx.xx	xx.xx	xx.xx	xx.xx	xx.xx	xx.xx	xx.xx
Total	**xx.xx**	**xx.xx**	**xx.xx**	**xx.xx**	**xx.xx**	**xx.xx**	**xx.xx**	**xx.xx**

Table 46. Global Medical Imaging Equipment Maintenance Services Market Size, by Hybrid Interventional Imaging, by Group, 2017-2040 (USD Million)

Group	2017	2024	2025	2026	2027	2032	2040	CAGR (%)
ASEAN	xx.xx	xx.xx	xx.xx	xx.xx	xx.xx	xx.xx	xx.xx	xx.xx
BRICS	xx.xx	xx.xx	xx.xx	xx.xx	xx.xx	xx.xx	xx.xx	xx.xx
European Union	xx.xx	xx.xx	xx.xx	xx.xx	xx.xx	xx.xx	xx.xx	xx.xx
G7	xx.xx	xx.xx	xx.xx	xx.xx	xx.xx	xx.xx	xx.xx	xx.xx
GCC	xx.xx	xx.xx	xx.xx	xx.xx	xx.xx	xx.xx	xx.xx	xx.xx
NATO	xx.xx	xx.xx	xx.xx	xx.xx	xx.xx	xx.xx	xx.xx	xx.xx

Table 47. Global Medical Imaging Equipment Maintenance Services Market Size, by Hybrid Interventional Imaging, by Country, 2017-2040 (USD Million)

Country	2017	2024	2025	2026	2027	2032	2040	CAGR (%)
Australia	xx.xx	xx.xx	xx.xx	xx.xx	xx.xx	xx.xx	xx.xx	xx.xx
Brazil	xx.xx	xx.xx	xx.xx	xx.xx	xx.xx	xx.xx	xx.xx	xx.xx
Canada	xx.xx	xx.xx	xx.xx	xx.xx	xx.xx	xx.xx	xx.xx	xx.xx
China	xx.xx	xx.xx	xx.xx	xx.xx	xx.xx	xx.xx	xx.xx	xx.xx
France	xx.xx	xx.xx	xx.xx	xx.xx	xx.xx	xx.xx	xx.xx	xx.xx
Germany	xx.xx	xx.xx	xx.xx	xx.xx	xx.xx	xx.xx	xx.xx	xx.xx
India	xx.xx	xx.xx	xx.xx	xx.xx	xx.xx	xx.xx	xx.xx	xx.xx
Italy	xx.xx	xx.xx	xx.xx	xx.xx	xx.xx	xx.xx	xx.xx	xx.xx
Japan	xx.xx	xx.xx	xx.xx	xx.xx	xx.xx	xx.xx	xx.xx	xx.xx
Mexico	xx.xx	xx.xx	xx.xx	xx.xx	xx.xx	xx.xx	xx.xx	xx.xx
Russia	xx.xx	xx.xx	xx.xx	xx.xx	xx.xx	xx.xx	xx.xx	xx.xx
South Korea	xx.xx	xx.xx	xx.xx	xx.xx	xx.xx	xx.xx	xx.xx	xx.xx
Spain	xx.xx	xx.xx	xx.xx	xx.xx	xx.xx	xx.xx	xx.xx	xx.xx
United Kingdom	xx.xx	xx.xx	xx.xx	xx.xx	xx.xx	xx.xx	xx.xx	xx.xx
United States	xx.xx	xx.xx	xx.xx	xx.xx	xx.xx	xx.xx	xx.xx	xx.xx
Others	xx.xx	xx.xx	xx.xx	xx.xx	xx.xx	xx.xx	xx.xx	xx.xx
Total	**xx.xx**	**xx.xx**	**xx.xx**	**xx.xx**	**xx.xx**	**xx.xx**	**xx.xx**	**xx.xx**

Sources & Evidence

1. Hybrid CT Angiography (Angio-CT) in Trauma and Emergency Care

   · Taxonomy evidence: The 2025 clinical paper documents Angio-CT systems combining a multidetector CT scanner and fluoroscopic equipment. This establishes a recognized integrated interventional configuration, distinct from an ordinary CT angiography examination, but does not establish its maintenance billing unit. ([pmc.ncbi.nlm.nih.gov](https://pmc.ncbi.nlm.nih.gov/articles/PMC12077958/))

2. Nexaris - At the nexus of treatment innovation
   - Taxonomy evidence: The manufacturer markets Nexaris Angio-CT and Angio-MR-CT configurations. This corroborates named commercial multimodality offerings only, not maintenance revenue, worldwide availability or category exhaustiveness. ([siemens-healthineers.com](https://www.siemens-healthineers.com/angio/nexaris-therapy-suites))
   - Evidence informing base-year allocation inputs; displayed values and growth are calculated: Named Angio-CT and Angio-MR-CT offerings corroborate integrated interventional configurations, not their maintenance terms, installed count or revenue. ([siemens-healthineers.com](https://www.siemens-healthineers.com/angio/nexaris-therapy-suites))
   - Evidence informing forecast-year allocation inputs; displayed values and growth are calculated: Named Angio-CT and Angio-MR-CT offerings corroborate integrated interventional configurations, not their maintenance terms, installed count or revenue. ([siemens-healthineers.com](https://www.siemens-healthineers.com/angio/nexaris-therapy-suites))
3. GE HealthCare Technologies Inc. - 2025 Form 10-K
   - Evidence informing the 2023 market-value input; displayed series and growth include calculations: Reported services revenue of USD xx.xx supplies a historical commercial-activity proxy; it is broader than imaging maintenance.
   - Evidence informing the 2024 market-value input; displayed series and growth include calculations: Reported services revenue of USD xx.xx supplies the comparable historical proxy.
   - Evidence informing base-year allocation inputs; displayed values and growth are calculated: Destination-sales cross-check; broader than maintenance.
   - Evidence informing forecast-year allocation inputs; displayed values and growth are calculated: Destination-sales cross-check; broader than maintenance.
   - Evidence informing base-year allocation inputs; displayed values and growth are calculated: EMEA commercial-scale cross-check.
   - Evidence informing forecast-year allocation inputs; displayed values and growth are calculated: EMEA commercial-scale cross-check.
   - Evidence informing base-year allocation inputs; displayed values and growth are calculated: China commercial activity and 2025 growth counterevidence.
   - Evidence informing forecast-year allocation inputs; displayed values and growth are calculated: China commercial activity and 2025 growth counterevidence.
   - Evidence informing base-year allocation inputs; displayed values and growth are calculated: U.S. destination sales were USD xx.xx, not maintenance-only revenue.
   - Evidence informing forecast-year allocation inputs; displayed values and growth are calculated: U.S. destination sales were USD xx.xx, not maintenance-only revenue.
   - Evidence informing base-year allocation inputs; displayed values and growth are calculated: China destination sales were USD xx.xx; regional sales declined in 2025.
   - Evidence informing forecast-year allocation inputs; displayed values and growth are calculated: China destination sales were USD xx.xx; regional sales declined in 2025.
4. GE HealthCare Technologies Inc. - 2022 Form 10-K
   - Evidence informing the 2020 market-value input; displayed series and growth include calculations: Services revenue of USD xx.xx anchors the high-cost equipment cohort's historical activity index.
   - Evidence informing the 2021 market-value input; displayed series and growth include calculations: Services revenue of USD xx.xx supplies the comparable activity index.
   - Evidence informing the 2022 market-value input; displayed series and growth include calculations: Services revenue of USD xx.xx supplies the activity index. The filing attributes the services decline primarily to unfavorable currency effects.

5. Health at a Glance 2025 - Diagnostic Technologies
   - Evidence informing the 2032 market-value input; displayed series and growth include calculations: Long-run increases in imaging activity support continued equipment demand; examination volumes are not substituted for maintenance revenue.
   - Evidence informing the 2040 market-value input; displayed series and growth include calculations: The observed country variation and incomplete coverage constrain long-run stock-growth assumptions and prohibit uniform worldwide density extrapolation.
6. OnWatch Predict
   - Evidence informing the 2032 market-value input; displayed series and growth include calculations: Conditional reported benefits support considering a service-efficiency counterforce, not applying downtime reductions directly to service revenue.
   - Evidence informing the 2040 market-value input; displayed series and growth include calculations: The offering supports retaining human and component fulfillment costs in the long-run forecast; it does not establish autonomous servicing or engineer replacement.
7. Unite In-House Service Solutions
   - Evidence informing the 2032 market-value input; displayed series and growth include calculations: The retained-labor boundary supports the modeled purchased-scope counterforce, without measuring future adoption.
   - Evidence informing the 2040 market-value input; displayed series and growth include calculations: The offering supports maintaining a distinction between installed equipment obligations and externally purchased service expenditure.
8. Philips Standard Terms and Conditions of Service, Revision 23, April 2024
   - Evidence informing the 2032 market-value input; displayed series and growth include calculations: Published lifecycle terms condition post-End-of-Life repair on parts and trained-personnel availability and remove the earlier uptime guarantee. These constrain assumed indefinite support extension.
   - Evidence informing the 2040 market-value input; displayed series and growth include calculations: The lifecycle conditions support including retirement and support limitations in long-run growth assumptions, but do not establish a dated global withdrawal event.
9. Health at a Glance 2025 - Diagnostic Technologies
   - Evidence informing base-year allocation inputs; displayed values and growth are calculated: Imaging-stock comparator.
   - Evidence informing forecast-year allocation inputs; displayed values and growth are calculated: Imaging-stock comparator.
   - Evidence informing base-year allocation inputs; displayed values and growth are calculated: Coverage limitation.
   - Evidence informing forecast-year allocation inputs; displayed values and growth are calculated: Coverage limitation.
10. Health at a Glance: Latin America and the Caribbean 2023 - Medical Technologies
    - Evidence informing base-year allocation inputs; displayed values and growth are calculated: Brazil's CT and MRI densities anchor the equipment-linked expenditure proxy.
    - Evidence informing forecast-year allocation inputs; displayed values and growth are calculated: Brazil's CT and MRI densities anchor the equipment-linked expenditure proxy.
    - Evidence informing base-year allocation inputs; displayed values and growth are calculated: Heterogeneous regional equipment availability and partial coverage constrain the allocation model.
    - Evidence informing forecast-year allocation inputs; displayed values and growth are calculated: Heterogeneous regional equipment availability and partial coverage constrain the allocation model.

11. Health at a Glance: Asia/Pacific 2024 - Medical Technologies
    - Evidence informing base-year allocation inputs; displayed values and growth are calculated: Density and reimbursement-coverage anchors.
    - Evidence informing forecast-year allocation inputs; displayed values and growth are calculated: Density and reimbursement-coverage anchors.
    - Evidence informing base-year allocation inputs; displayed values and growth are calculated: High installed-density anchor.
    - Evidence informing forecast-year allocation inputs; displayed values and growth are calculated: High installed-density anchor.
    - Evidence informing base-year allocation inputs; displayed values and growth are calculated: Installed-density anchor.
    - Evidence informing forecast-year allocation inputs; displayed values and growth are calculated: Installed-density anchor.
    - Evidence informing base-year allocation inputs; displayed values and growth are calculated: Regional heterogeneity constrains uniform-density and uniform-access assumptions.
    - Evidence informing forecast-year allocation inputs; displayed values and growth are calculated: Regional heterogeneity constrains uniform-density and uniform-access assumptions.
12. Assessment of Breast Cancer Control Capacities in the WHO African Region in 2022
    - Evidence informing base-year allocation inputs; displayed values and growth are calculated: Survey coverage and equipment scarcity constrain extrapolation across Africa.
    - Evidence informing forecast-year allocation inputs; displayed values and growth are calculated: Survey coverage and equipment scarcity constrain extrapolation across Africa.
13. Hospital Equipment Maintenance Requirements - CMS Memorandum 14-07-Hospital
    - Evidence informing base-year allocation inputs; displayed values and growth are calculated: Imaging maintenance must follow manufacturer recommendations; this is not an exclusive OEM purchasing award.
    - Evidence informing forecast-year allocation inputs; displayed values and growth are calculated: Imaging maintenance must follow manufacturer recommendations; this is not an exclusive OEM purchasing award.
14. Managed Neutral Vendor Services - East of England Collaborative Procurement Hub
    - Evidence informing forecast-year allocation inputs; displayed values and growth are calculated: The framework starts January xx.xx 2026 and requires mini-competition; admission is not realized maintenance revenue.
15. Diagnostic Imaging Accreditation Scheme - Australian Commission on Safety and Quality in Health Care
    - Evidence informing base-year allocation inputs; displayed values and growth are calculated: Equipment-appropriate training, local licensing and records constrain service access, without measuring an outsourcing share.
    - Evidence informing forecast-year allocation inputs; displayed values and growth are calculated: Equipment-appropriate training, local licensing and records constrain service access, without measuring an outsourcing share.

8.6.4. PET/MRI

Table 48. Global Medical Imaging Equipment Maintenance Services Market Size, by PET/MRI, by Region, 2017-2040 (USD Million)

Region	2017	2024	2025	2026	2027	2032	2040	CAGR (%)
Africa	xx.xx	xx.xx	xx.xx	xx.xx	xx.xx	xx.xx	xx.xx	xx.xx
Asia-Pacific	xx.xx	xx.xx	xx.xx	xx.xx	xx.xx	xx.xx	xx.xx	xx.xx
Europe	xx.xx	xx.xx	xx.xx	xx.xx	xx.xx	xx.xx	xx.xx	xx.xx
Latin America	xx.xx	xx.xx	xx.xx	xx.xx	xx.xx	xx.xx	xx.xx	xx.xx
Middle East	xx.xx	xx.xx	xx.xx	xx.xx	xx.xx	xx.xx	xx.xx	xx.xx
North America	xx.xx	xx.xx	xx.xx	xx.xx	xx.xx	xx.xx	xx.xx	xx.xx
Total	**xx.xx**	**xx.xx**	**xx.xx**	**xx.xx**	**xx.xx**	**xx.xx**	**xx.xx**	**xx.xx**

Table 49. Global Medical Imaging Equipment Maintenance Services Market Size, by PET/MRI, by Group, 2017-2040 (USD Million)

Group	2017	2024	2025	2026	2027	2032	2040	CAGR (%)
ASEAN	xx.xx	xx.xx	xx.xx	xx.xx	xx.xx	xx.xx	xx.xx	xx.xx
BRICS	xx.xx	xx.xx	xx.xx	xx.xx	xx.xx	xx.xx	xx.xx	xx.xx
European Union	xx.xx	xx.xx	xx.xx	xx.xx	xx.xx	xx.xx	xx.xx	xx.xx
G7	xx.xx	xx.xx	xx.xx	xx.xx	xx.xx	xx.xx	xx.xx	xx.xx
GCC	xx.xx	xx.xx	xx.xx	xx.xx	xx.xx	xx.xx	xx.xx	xx.xx
NATO	xx.xx	xx.xx	xx.xx	xx.xx	xx.xx	xx.xx	xx.xx	xx.xx

Table 50. Global Medical Imaging Equipment Maintenance Services Market Size, by PET/MRI, by Country, 2017-2040 (USD Million)

Country	2017	2024	2025	2026	2027	2032	2040	CAGR (%)
Australia	xx.xx	xx.xx	xx.xx	xx.xx	xx.xx	xx.xx	xx.xx	xx.xx
Brazil	xx.xx	xx.xx	xx.xx	xx.xx	xx.xx	xx.xx	xx.xx	xx.xx
Canada	xx.xx	xx.xx	xx.xx	xx.xx	xx.xx	xx.xx	xx.xx	xx.xx
China	xx.xx	xx.xx	xx.xx	xx.xx	xx.xx	xx.xx	xx.xx	xx.xx
France	xx.xx	xx.xx	xx.xx	xx.xx	xx.xx	xx.xx	xx.xx	xx.xx
Germany	xx.xx	xx.xx	xx.xx	xx.xx	xx.xx	xx.xx	xx.xx	xx.xx
India	xx.xx	xx.xx	xx.xx	xx.xx	xx.xx	xx.xx	xx.xx	xx.xx
Italy	xx.xx	xx.xx	xx.xx	xx.xx	xx.xx	xx.xx	xx.xx	xx.xx
Japan	xx.xx	xx.xx	xx.xx	xx.xx	xx.xx	xx.xx	xx.xx	xx.xx
Mexico	xx.xx	xx.xx	xx.xx	xx.xx	xx.xx	xx.xx	xx.xx	xx.xx
Russia	xx.xx	xx.xx	xx.xx	xx.xx	xx.xx	xx.xx	xx.xx	xx.xx
South Korea	xx.xx	xx.xx	xx.xx	xx.xx	xx.xx	xx.xx	xx.xx	xx.xx
Spain	xx.xx	xx.xx	xx.xx	xx.xx	xx.xx	xx.xx	xx.xx	xx.xx
United Kingdom	xx.xx	xx.xx	xx.xx	xx.xx	xx.xx	xx.xx	xx.xx	xx.xx
United States	xx.xx	xx.xx	xx.xx	xx.xx	xx.xx	xx.xx	xx.xx	xx.xx
Others	xx.xx	xx.xx	xx.xx	xx.xx	xx.xx	xx.xx	xx.xx	xx.xx
Total	**xx.xx**	**xx.xx**	**xx.xx**	**xx.xx**	**xx.xx**	**xx.xx**	**xx.xx**	**xx.xx**

Sources & Evidence

1. WHA78.13 - Strengthening medical imaging capacity
   - Taxonomy evidence: PET-MRI is expressly identified as a hybrid imaging modality. This establishes recognized platform identity, not maintenance sales or uniform country availability. ([apps.who.int](https://apps.who.int/gb/ebwha/pdf_files/WHA78/A78_R13-en.pdf))
   - Taxonomy evidence: PET-MRI is expressly named as a hybrid imaging modality. ([apps.who.int](https://apps.who.int/gb/ebwha/pdf_files/WHA78/A78_R13-en.pdf))

2. GE HealthCare Technologies Inc. - 2025 Form 10-K
   - Evidence informing the 2023 market-value input; displayed series and growth include calculations: Reported services revenue of USD xx.xx supplies a historical commercial-activity proxy; it is broader than imaging maintenance.
   - Evidence informing the 2024 market-value input; displayed series and growth include calculations: Reported services revenue of USD xx.xx supplies the comparable historical proxy.
   - Evidence informing base-year allocation inputs; displayed values and growth are calculated: Destination-sales cross-check; broader than maintenance.
   - Evidence informing forecast-year allocation inputs; displayed values and growth are calculated: Destination-sales cross-check; broader than maintenance.
   - Evidence informing base-year allocation inputs; displayed values and growth are calculated: EMEA commercial-scale cross-check.
   - Evidence informing forecast-year allocation inputs; displayed values and growth are calculated: EMEA commercial-scale cross-check.
   - Evidence informing base-year allocation inputs; displayed values and growth are calculated: China commercial activity and 2025 growth counterevidence.
   - Evidence informing forecast-year allocation inputs; displayed values and growth are calculated: China commercial activity and 2025 growth counterevidence.
   - Evidence informing base-year allocation inputs; displayed values and growth are calculated: U.S. destination sales were USD xx.xx, not maintenance-only revenue.
   - Evidence informing forecast-year allocation inputs; displayed values and growth are calculated: U.S. destination sales were USD xx.xx, not maintenance-only revenue.
   - Evidence informing base-year allocation inputs; displayed values and growth are calculated: China destination sales were USD xx.xx; regional sales declined in 2025.
   - Evidence informing forecast-year allocation inputs; displayed values and growth are calculated: China destination sales were USD xx.xx; regional sales declined in 2025.
3. GE HealthCare Technologies Inc. - 2022 Form 10-K
   - Evidence informing the 2020 market-value input; displayed series and growth include calculations: Services revenue of USD xx.xx anchors the high-cost equipment cohort's historical activity index.
   - Evidence informing the 2021 market-value input; displayed series and growth include calculations: Services revenue of USD xx.xx supplies the comparable activity index.
   - Evidence informing the 2022 market-value input; displayed series and growth include calculations: Services revenue of USD xx.xx supplies the activity index. The filing attributes the services decline primarily to unfavorable currency effects.
4. Health at a Glance 2025 - Diagnostic Technologies
   - Evidence informing the 2032 market-value input; displayed series and growth include calculations: Long-run increases in imaging activity support continued equipment demand; examination volumes are not substituted for maintenance revenue.
   - Evidence informing the 2040 market-value input; displayed series and growth include calculations: The observed country variation and incomplete coverage constrain long-run stock-growth assumptions and prohibit uniform worldwide density extrapolation.
5. OnWatch Predict
   - Evidence informing the 2032 market-value input; displayed series and growth include calculations: Conditional reported benefits support considering a service-efficiency counterforce, not applying downtime reductions directly to service revenue.
   - Evidence informing the 2040 market-value input; displayed series and growth include calculations: The offering supports retaining human and component fulfillment costs in the long-run forecast; it does not establish autonomous servicing or engineer replacement.

6. Unite In-House Service Solutions
   - Evidence informing the 2032 market-value input; displayed series and growth include calculations: The retained-labor boundary supports the modeled purchased-scope counterforce, without measuring future adoption.
   - Evidence informing the 2040 market-value input; displayed series and growth include calculations: The offering supports maintaining a distinction between installed equipment obligations and externally purchased service expenditure.
7. Philips Standard Terms and Conditions of Service, Revision 23, April 2024
   - Evidence informing the 2032 market-value input; displayed series and growth include calculations: Published lifecycle terms condition post-End-of-Life repair on parts and trained-personnel availability and remove the earlier uptime guarantee. These constrain assumed indefinite support extension.
   - Evidence informing the 2040 market-value input; displayed series and growth include calculations: The lifecycle conditions support including retirement and support limitations in long-run growth assumptions, but do not establish a dated global withdrawal event.
8. Health at a Glance 2025 - Diagnostic Technologies
   - Evidence informing base-year allocation inputs; displayed values and growth are calculated: Imaging-stock comparator.
   - Evidence informing forecast-year allocation inputs; displayed values and growth are calculated: Imaging-stock comparator.
   - Evidence informing base-year allocation inputs; displayed values and growth are calculated: Coverage limitation.
   - Evidence informing forecast-year allocation inputs; displayed values and growth are calculated: Coverage limitation.
9. Health at a Glance: Latin America and the Caribbean 2023 - Medical Technologies
   - Evidence informing base-year allocation inputs; displayed values and growth are calculated: Brazil's CT and MRI densities anchor the equipment-linked expenditure proxy.
   - Evidence informing forecast-year allocation inputs; displayed values and growth are calculated: Brazil's CT and MRI densities anchor the equipment-linked expenditure proxy.
   - Evidence informing base-year allocation inputs; displayed values and growth are calculated: Heterogeneous regional equipment availability and partial coverage constrain the allocation model.
   - Evidence informing forecast-year allocation inputs; displayed values and growth are calculated: Heterogeneous regional equipment availability and partial coverage constrain the allocation model.
10. Health at a Glance: Asia/Pacific 2024 - Medical Technologies
    - Evidence informing base-year allocation inputs; displayed values and growth are calculated: Density and reimbursement-coverage anchors.
    - Evidence informing forecast-year allocation inputs; displayed values and growth are calculated: Density and reimbursement-coverage anchors.
    - Evidence informing base-year allocation inputs; displayed values and growth are calculated: High installed-density anchor.
    - Evidence informing forecast-year allocation inputs; displayed values and growth are calculated: High installed-density anchor.
    - Evidence informing base-year allocation inputs; displayed values and growth are calculated: Installed-density anchor.
    - Evidence informing forecast-year allocation inputs; displayed values and growth are calculated: Installed-density anchor.
    - Evidence informing base-year allocation inputs; displayed values and growth are calculated: Regional heterogeneity constrains uniform-density and uniform-access assumptions.
    - Evidence informing forecast-year allocation inputs; displayed values and growth are calculated: Regional heterogeneity constrains uniform-density and uniform-access assumptions.

11. Assessment of Breast Cancer Control Capacities in the WHO African Region in 2022
    - Evidence informing base-year allocation inputs; displayed values and growth are calculated: Survey coverage and equipment scarcity constrain extrapolation across Africa.
    - Evidence informing forecast-year allocation inputs; displayed values and growth are calculated: Survey coverage and equipment scarcity constrain extrapolation across Africa.
12. Hospital Equipment Maintenance Requirements - CMS Memorandum 14-07-Hospital
    - Evidence informing base-year allocation inputs; displayed values and growth are calculated: Imaging maintenance must follow manufacturer recommendations; this is not an exclusive OEM purchasing award.
    - Evidence informing forecast-year allocation inputs; displayed values and growth are calculated: Imaging maintenance must follow manufacturer recommendations; this is not an exclusive OEM purchasing award.
13. Managed Neutral Vendor Services - East of England Collaborative Procurement Hub
    - Evidence informing forecast-year allocation inputs; displayed values and growth are calculated: The framework starts January xx.xx 2026 and requires mini-competition; admission is not realized maintenance revenue.
14. Diagnostic Imaging Accreditation Scheme - Australian Commission on Safety and Quality in Health Care
    - Evidence informing base-year allocation inputs; displayed values and growth are calculated: Equipment-appropriate training, local licensing and records constrain service access, without measuring an outsourcing share.
    - Evidence informing forecast-year allocation inputs; displayed values and growth are calculated: Equipment-appropriate training, local licensing and records constrain service access, without measuring an outsourcing share.

8.7. Mammography

Table 51. Global Medical Imaging Equipment Maintenance Services Market Size, by Mammography, by Region, 2017-2040 (USD Million)

Region	2017	2024	2025	2026	2027	2032	2040	CAGR (%)
Africa	xx.xx	xx.xx	xx.xx	xx.xx	xx.xx	xx.xx	xx.xx	xx.xx
Asia-Pacific	xx.xx	xx.xx	xx.xx	xx.xx	xx.xx	xx.xx	xx.xx	xx.xx
Europe	xx.xx	xx.xx	xx.xx	xx.xx	xx.xx	xx.xx	xx.xx	xx.xx
Latin America	xx.xx	xx.xx	xx.xx	xx.xx	xx.xx	xx.xx	xx.xx	xx.xx
Middle East	xx.xx	xx.xx	xx.xx	xx.xx	xx.xx	xx.xx	xx.xx	xx.xx
North America	xx.xx	xx.xx	xx.xx	xx.xx	xx.xx	xx.xx	xx.xx	xx.xx
Total	**xx.xx**	**xx.xx**	**xx.xx**	**xx.xx**	**xx.xx**	**xx.xx**	**xx.xx**	**xx.xx**

Table 52. Global Medical Imaging Equipment Maintenance Services Market Size, by Mammography, by Group, 2017-2040 (USD Million)

Group	2017	2024	2025	2026	2027	2032	2040	CAGR (%)
ASEAN	xx.xx	xx.xx	xx.xx	xx.xx	xx.xx	xx.xx	xx.xx	xx.xx
BRICS	xx.xx	xx.xx	xx.xx	xx.xx	xx.xx	xx.xx	xx.xx	xx.xx
European Union	xx.xx	xx.xx	xx.xx	xx.xx	xx.xx	xx.xx	xx.xx	xx.xx
G7	xx.xx	xx.xx	xx.xx	xx.xx	xx.xx	xx.xx	xx.xx	xx.xx
GCC	xx.xx	xx.xx	xx.xx	xx.xx	xx.xx	xx.xx	xx.xx	xx.xx
NATO	xx.xx	xx.xx	xx.xx	xx.xx	xx.xx	xx.xx	xx.xx	xx.xx

Table 53. Global Medical Imaging Equipment Maintenance Services Market Size, by Mammography, by Country, 2017-2040 (USD Million)

Country	2017	2024	2025	2026	2027	2032	2040	CAGR (%)
Australia	xx.xx	xx.xx	xx.xx	xx.xx	xx.xx	xx.xx	xx.xx	xx.xx
Brazil	xx.xx	xx.xx	xx.xx	xx.xx	xx.xx	xx.xx	xx.xx	xx.xx
Canada	xx.xx	xx.xx	xx.xx	xx.xx	xx.xx	xx.xx	xx.xx	xx.xx
China	xx.xx	xx.xx	xx.xx	xx.xx	xx.xx	xx.xx	xx.xx	xx.xx
France	xx.xx	xx.xx	xx.xx	xx.xx	xx.xx	xx.xx	xx.xx	xx.xx
Germany	xx.xx	xx.xx	xx.xx	xx.xx	xx.xx	xx.xx	xx.xx	xx.xx
India	xx.xx	xx.xx	xx.xx	xx.xx	xx.xx	xx.xx	xx.xx	xx.xx
Italy	xx.xx	xx.xx	xx.xx	xx.xx	xx.xx	xx.xx	xx.xx	xx.xx
Japan	xx.xx	xx.xx	xx.xx	xx.xx	xx.xx	xx.xx	xx.xx	xx.xx
Mexico	xx.xx	xx.xx	xx.xx	xx.xx	xx.xx	xx.xx	xx.xx	xx.xx
Russia	xx.xx	xx.xx	xx.xx	xx.xx	xx.xx	xx.xx	xx.xx	xx.xx
South Korea	xx.xx	xx.xx	xx.xx	xx.xx	xx.xx	xx.xx	xx.xx	xx.xx
Spain	xx.xx	xx.xx	xx.xx	xx.xx	xx.xx	xx.xx	xx.xx	xx.xx
United Kingdom	xx.xx	xx.xx	xx.xx	xx.xx	xx.xx	xx.xx	xx.xx	xx.xx
United States	xx.xx	xx.xx	xx.xx	xx.xx	xx.xx	xx.xx	xx.xx	xx.xx
Others	xx.xx	xx.xx	xx.xx	xx.xx	xx.xx	xx.xx	xx.xx	xx.xx
Total	**xx.xx**	**xx.xx**	**xx.xx**	**xx.xx**	**xx.xx**	**xx.xx**	**xx.xx**	**xx.xx**

Sources & Evidence

1. Maintenance, Repair and Calibration of Medical Equipment
   - Taxonomy evidence: Lot xx.xx names digital and analog mammography equipment. ([sell2wales.gov.wales](https://www.sell2wales.gov.wales/search/show/search_view.aspx?ID=FEB327174&catID=))

2. SSG-46: Radiation Protection and Safety in Medical Uses of Ionizing Radiation - Diagnostic Radiology and Image Guided Interventional Procedures, General
   - Taxonomy evidence: Mammography and tomosynthesis are expressly recognized imaging categories. ([nucleus.iaea.org](https://nucleus.iaea.org/sites/nss-oui/Published%20Chunks/m_60b8e698-4f59-4c24-809a-dfb819ac5050/c_1ed6c77f-72aa-xx.xx-b62d-a6e3b5164ee4__3_0.Html))
3. GE HealthCare Technologies Inc. - 2025 Form 10-K
   - Evidence informing the 2023 market-value input; displayed series and growth include calculations: Reported services revenue of USD xx.xx supplies a historical commercial-activity proxy; it is broader than imaging maintenance.
   - Evidence informing the 2024 market-value input; displayed series and growth include calculations: Reported services revenue of USD xx.xx supplies the comparable historical proxy.
   - Evidence informing base-year allocation inputs; displayed values and growth are calculated: Destination-sales cross-check; broader than maintenance.
   - Evidence informing forecast-year allocation inputs; displayed values and growth are calculated: Destination-sales cross-check; broader than maintenance.
   - Evidence informing base-year allocation inputs; displayed values and growth are calculated: EMEA commercial-scale cross-check.
   - Evidence informing forecast-year allocation inputs; displayed values and growth are calculated: EMEA commercial-scale cross-check.
   - Evidence informing base-year allocation inputs; displayed values and growth are calculated: China commercial activity and 2025 growth counterevidence.
   - Evidence informing forecast-year allocation inputs; displayed values and growth are calculated: China commercial activity and 2025 growth counterevidence.
   - Evidence informing base-year allocation inputs; displayed values and growth are calculated: U.S. destination sales were USD xx.xx, not maintenance-only revenue.
   - Evidence informing forecast-year allocation inputs; displayed values and growth are calculated: U.S. destination sales were USD xx.xx, not maintenance-only revenue.
   - Evidence informing base-year allocation inputs; displayed values and growth are calculated: China destination sales were USD xx.xx; regional sales declined in 2025.
   - Evidence informing forecast-year allocation inputs; displayed values and growth are calculated: China destination sales were USD xx.xx; regional sales declined in 2025.
4. GE HealthCare Technologies Inc. - 2022 Form 10-K
   - Evidence informing the 2020 market-value input; displayed series and growth include calculations: Services revenue of USD xx.xx anchors the high-cost equipment cohort's historical activity index.
   - Evidence informing the 2021 market-value input; displayed series and growth include calculations: Services revenue of USD xx.xx supplies the comparable activity index.
   - Evidence informing the 2022 market-value input; displayed series and growth include calculations: Services revenue of USD xx.xx supplies the activity index. The filing attributes the services decline primarily to unfavorable currency effects.
5. Health at a Glance 2025 - Diagnostic Technologies
   - Evidence informing the 2032 market-value input; displayed series and growth include calculations: Long-run increases in imaging activity support continued equipment demand; examination volumes are not substituted for maintenance revenue.
   - Evidence informing the 2040 market-value input; displayed series and growth include calculations: The observed country variation and incomplete coverage constrain long-run stock-growth assumptions and prohibit uniform worldwide density extrapolation.

6. OnWatch Predict
   - Evidence informing the 2032 market-value input; displayed series and growth include calculations: Conditional reported benefits support considering a service-efficiency counterforce, not applying downtime reductions directly to service revenue.
   - Evidence informing the 2040 market-value input; displayed series and growth include calculations: The offering supports retaining human and component fulfillment costs in the long-run forecast; it does not establish autonomous servicing or engineer replacement.
7. Unite In-House Service Solutions
   - Evidence informing the 2032 market-value input; displayed series and growth include calculations: The retained-labor boundary supports the modeled purchased-scope counterforce, without measuring future adoption.
   - Evidence informing the 2040 market-value input; displayed series and growth include calculations: The offering supports maintaining a distinction between installed equipment obligations and externally purchased service expenditure.
8. Philips Standard Terms and Conditions of Service, Revision 23, April 2024
   - Evidence informing the 2032 market-value input; displayed series and growth include calculations: Published lifecycle terms condition post-End-of-Life repair on parts and trained-personnel availability and remove the earlier uptime guarantee. These constrain assumed indefinite support extension.
   - Evidence informing the 2040 market-value input; displayed series and growth include calculations: The lifecycle conditions support including retirement and support limitations in long-run growth assumptions, but do not establish a dated global withdrawal event.
9. Health at a Glance 2025 - Diagnostic Technologies
   - Evidence informing base-year allocation inputs; displayed values and growth are calculated: Imaging-stock comparator.
   - Evidence informing forecast-year allocation inputs; displayed values and growth are calculated: Imaging-stock comparator.
   - Evidence informing base-year allocation inputs; displayed values and growth are calculated: Coverage limitation.
   - Evidence informing forecast-year allocation inputs; displayed values and growth are calculated: Coverage limitation.
10. Health at a Glance: Latin America and the Caribbean 2023 - Medical Technologies
    - Evidence informing base-year allocation inputs; displayed values and growth are calculated: Brazil's CT and MRI densities anchor the equipment-linked expenditure proxy.
    - Evidence informing forecast-year allocation inputs; displayed values and growth are calculated: Brazil's CT and MRI densities anchor the equipment-linked expenditure proxy.
    - Evidence informing base-year allocation inputs; displayed values and growth are calculated: Heterogeneous regional equipment availability and partial coverage constrain the allocation model.
    - Evidence informing forecast-year allocation inputs; displayed values and growth are calculated: Heterogeneous regional equipment availability and partial coverage constrain the allocation model.

11. Health at a Glance: Asia/Pacific 2024 - Medical Technologies
    - Evidence informing base-year allocation inputs; displayed values and growth are calculated: Density and reimbursement-coverage anchors.
    - Evidence informing forecast-year allocation inputs; displayed values and growth are calculated: Density and reimbursement-coverage anchors.
    - Evidence informing base-year allocation inputs; displayed values and growth are calculated: High installed-density anchor.
    - Evidence informing forecast-year allocation inputs; displayed values and growth are calculated: High installed-density anchor.
    - Evidence informing base-year allocation inputs; displayed values and growth are calculated: Installed-density anchor.
    - Evidence informing forecast-year allocation inputs; displayed values and growth are calculated: Installed-density anchor.
    - Evidence informing base-year allocation inputs; displayed values and growth are calculated: Regional heterogeneity constrains uniform-density and uniform-access assumptions.
    - Evidence informing forecast-year allocation inputs; displayed values and growth are calculated: Regional heterogeneity constrains uniform-density and uniform-access assumptions.
12. Assessment of Breast Cancer Control Capacities in the WHO African Region in 2022
    - Evidence informing base-year allocation inputs; displayed values and growth are calculated: Survey coverage and equipment scarcity constrain extrapolation across Africa.
    - Evidence informing forecast-year allocation inputs; displayed values and growth are calculated: Survey coverage and equipment scarcity constrain extrapolation across Africa.
13. Hospital Equipment Maintenance Requirements - CMS Memorandum 14-07-Hospital
    - Evidence informing base-year allocation inputs; displayed values and growth are calculated: Imaging maintenance must follow manufacturer recommendations; this is not an exclusive OEM purchasing award.
    - Evidence informing forecast-year allocation inputs; displayed values and growth are calculated: Imaging maintenance must follow manufacturer recommendations; this is not an exclusive OEM purchasing award.
14. Managed Neutral Vendor Services - East of England Collaborative Procurement Hub
    - Evidence informing forecast-year allocation inputs; displayed values and growth are calculated: The framework starts January xx.xx 2026 and requires mini-competition; admission is not realized maintenance revenue.
15. Diagnostic Imaging Accreditation Scheme - Australian Commission on Safety and Quality in Health Care
    - Evidence informing base-year allocation inputs; displayed values and growth are calculated: Equipment-appropriate training, local licensing and records constrain service access, without measuring an outsourcing share.
    - Evidence informing forecast-year allocation inputs; displayed values and growth are calculated: Equipment-appropriate training, local licensing and records constrain service access, without measuring an outsourcing share.
16. RadNet, Inc. - 2025 Form 10-K
    - Evidence informing base-year allocation inputs; displayed values and growth are calculated: Mammography fleet disclosure supplies a commercial-stock comparator. ([sec.gov](https://www.sec.gov/Archives/edgar/data/xx.xx/xx.xx/rdnt-xx.xx.htm))
    - Evidence informing forecast-year allocation inputs; displayed values and growth are calculated: Mammography fleet disclosure supplies a commercial-stock comparator. ([sec.gov](https://www.sec.gov/Archives/edgar/data/xx.xx/xx.xx/rdnt-xx.xx.htm))

8.8. Dental Radiology

Table 54. Global Medical Imaging Equipment Maintenance Services Market Size, by Dental Radiology, by Region, 2017-2040 (USD Million)

Region	2017	2024	2025	2026	2027	2032	2040	CAGR (%)
Africa	xx.xx	xx.xx	xx.xx	xx.xx	xx.xx	xx.xx	xx.xx	xx.xx
Asia-Pacific	xx.xx	xx.xx	xx.xx	xx.xx	xx.xx	xx.xx	xx.xx	xx.xx
Europe	xx.xx	xx.xx	xx.xx	xx.xx	xx.xx	xx.xx	xx.xx	xx.xx
Latin America	xx.xx	xx.xx	xx.xx	xx.xx	xx.xx	xx.xx	xx.xx	xx.xx
Middle East	xx.xx	xx.xx	xx.xx	xx.xx	xx.xx	xx.xx	xx.xx	xx.xx
North America	xx.xx	xx.xx	xx.xx	xx.xx	xx.xx	xx.xx	xx.xx	xx.xx
Total	**xx.xx**	**xx.xx**	**xx.xx**	**xx.xx**	**xx.xx**	**xx.xx**	**xx.xx**	**xx.xx**

Table 55. Global Medical Imaging Equipment Maintenance Services Market Size, by Dental Radiology, by Group, 2017-2040 (USD Million)

Group	2017	2024	2025	2026	2027	2032	2040	CAGR (%)
ASEAN	xx.xx	xx.xx	xx.xx	xx.xx	xx.xx	xx.xx	xx.xx	xx.xx
BRICS	xx.xx	xx.xx	xx.xx	xx.xx	xx.xx	xx.xx	xx.xx	xx.xx
European Union	xx.xx	xx.xx	xx.xx	xx.xx	xx.xx	xx.xx	xx.xx	xx.xx
G7	xx.xx	xx.xx	xx.xx	xx.xx	xx.xx	xx.xx	xx.xx	xx.xx
GCC	xx.xx	xx.xx	xx.xx	xx.xx	xx.xx	xx.xx	xx.xx	xx.xx
NATO	xx.xx	xx.xx	xx.xx	xx.xx	xx.xx	xx.xx	xx.xx	xx.xx

Table 56. Global Medical Imaging Equipment Maintenance Services Market Size, by Dental Radiology, by Country, 2017-2040 (USD Million)

Country	2017	2024	2025	2026	2027	2032	2040	CAGR (%)
Australia	xx.xx	xx.xx	xx.xx	xx.xx	xx.xx	xx.xx	xx.xx	xx.xx
Brazil	xx.xx	xx.xx	xx.xx	xx.xx	xx.xx	xx.xx	xx.xx	xx.xx
Canada	xx.xx	xx.xx	xx.xx	xx.xx	xx.xx	xx.xx	xx.xx	xx.xx
China	xx.xx	xx.xx	xx.xx	xx.xx	xx.xx	xx.xx	xx.xx	xx.xx
France	xx.xx	xx.xx	xx.xx	xx.xx	xx.xx	xx.xx	xx.xx	xx.xx
Germany	xx.xx	xx.xx	xx.xx	xx.xx	xx.xx	xx.xx	xx.xx	xx.xx
India	xx.xx	xx.xx	xx.xx	xx.xx	xx.xx	xx.xx	xx.xx	xx.xx
Italy	xx.xx	xx.xx	xx.xx	xx.xx	xx.xx	xx.xx	xx.xx	xx.xx
Japan	xx.xx	xx.xx	xx.xx	xx.xx	xx.xx	xx.xx	xx.xx	xx.xx
Mexico	xx.xx	xx.xx	xx.xx	xx.xx	xx.xx	xx.xx	xx.xx	xx.xx
Russia	xx.xx	xx.xx	xx.xx	xx.xx	xx.xx	xx.xx	xx.xx	xx.xx
South Korea	xx.xx	xx.xx	xx.xx	xx.xx	xx.xx	xx.xx	xx.xx	xx.xx
Spain	xx.xx	xx.xx	xx.xx	xx.xx	xx.xx	xx.xx	xx.xx	xx.xx
United Kingdom	xx.xx	xx.xx	xx.xx	xx.xx	xx.xx	xx.xx	xx.xx	xx.xx
United States	xx.xx	xx.xx	xx.xx	xx.xx	xx.xx	xx.xx	xx.xx	xx.xx
Others	xx.xx	xx.xx	xx.xx	xx.xx	xx.xx	xx.xx	xx.xx	xx.xx
Total	**xx.xx**	**xx.xx**	**xx.xx**	**xx.xx**	**xx.xx**	**xx.xx**	**xx.xx**	**xx.xx**

Sources & Evidence

1. Maintenance, Repair and Calibration of Medical Equipment
   · Taxonomy evidence: Lot xx.xx expressly includes dental X-ray equipment. ([sell2wales.gov.wales](https://www.sell2wales.gov.wales/search/show/search_view.aspx?ID=FEB327174&catID=))
2. SSG-46: Radiation Protection and Safety in Medical Uses of Ionizing Radiation - Diagnostic Radiology and Image Guided Interventional Procedures, General
   · Taxonomy evidence: Dental radiography includes intraoral, panoramic and dental cone-beam CT categories. ([nucleus.iaea.org](https://nucleus.iaea.org/sites/nss-oui/Published%20Chunks/m_60b8e698-4f59-4c24-809a-dfb819ac5050/c_1ed6c77f-72aa-xx.xx-b62d-a6e3b5164ee4__3_0.Html))

3. GE HealthCare Technologies Inc. - 2025 Form 10-K
   - Evidence informing the 2023 market-value input; displayed series and growth include calculations: Reported services revenue of USD xx.xx supplies a historical commercial-activity proxy; it is broader than imaging maintenance.
   - Evidence informing the 2024 market-value input; displayed series and growth include calculations: Reported services revenue of USD xx.xx supplies the comparable historical proxy.
   - Evidence informing base-year allocation inputs; displayed values and growth are calculated: Destination-sales cross-check; broader than maintenance.
   - Evidence informing forecast-year allocation inputs; displayed values and growth are calculated: Destination-sales cross-check; broader than maintenance.
   - Evidence informing base-year allocation inputs; displayed values and growth are calculated: EMEA commercial-scale cross-check.
   - Evidence informing forecast-year allocation inputs; displayed values and growth are calculated: EMEA commercial-scale cross-check.
   - Evidence informing base-year allocation inputs; displayed values and growth are calculated: China commercial activity and 2025 growth counterevidence.
   - Evidence informing forecast-year allocation inputs; displayed values and growth are calculated: China commercial activity and 2025 growth counterevidence.
   - Evidence informing base-year allocation inputs; displayed values and growth are calculated: U.S. destination sales were USD xx.xx, not maintenance-only revenue.
   - Evidence informing forecast-year allocation inputs; displayed values and growth are calculated: U.S. destination sales were USD xx.xx, not maintenance-only revenue.
   - Evidence informing base-year allocation inputs; displayed values and growth are calculated: China destination sales were USD xx.xx; regional sales declined in 2025.
   - Evidence informing forecast-year allocation inputs; displayed values and growth are calculated: China destination sales were USD xx.xx; regional sales declined in 2025.
4. GE HealthCare Technologies Inc. - 2022 Form 10-K
   - Evidence informing the 2020 market-value input; displayed series and growth include calculations: Services revenue of USD xx.xx anchors the high-cost equipment cohort's historical activity index.
   - Evidence informing the 2021 market-value input; displayed series and growth include calculations: Services revenue of USD xx.xx supplies the comparable activity index.
   - Evidence informing the 2022 market-value input; displayed series and growth include calculations: Services revenue of USD xx.xx supplies the activity index. The filing attributes the services decline primarily to unfavorable currency effects.
5. Health at a Glance 2025 - Diagnostic Technologies
   - Evidence informing the 2032 market-value input; displayed series and growth include calculations: Long-run increases in imaging activity support continued equipment demand; examination volumes are not substituted for maintenance revenue.
   - Evidence informing the 2040 market-value input; displayed series and growth include calculations: The observed country variation and incomplete coverage constrain long-run stock-growth assumptions and prohibit uniform worldwide density extrapolation.
6. OnWatch Predict
   - Evidence informing the 2032 market-value input; displayed series and growth include calculations: Conditional reported benefits support considering a service-efficiency counterforce, not applying downtime reductions directly to service revenue.
   - Evidence informing the 2040 market-value input; displayed series and growth include calculations: The offering supports retaining human and component fulfillment costs in the long-run forecast; it does not establish autonomous servicing or engineer replacement.

7. Unite In-House Service Solutions
   - Evidence informing the 2032 market-value input; displayed series and growth include calculations: The retained-labor boundary supports the modeled purchased-scope counterforce, without measuring future adoption.
   - Evidence informing the 2040 market-value input; displayed series and growth include calculations: The offering supports maintaining a distinction between installed equipment obligations and externally purchased service expenditure.
8. Philips Standard Terms and Conditions of Service, Revision 23, April 2024
   - Evidence informing the 2032 market-value input; displayed series and growth include calculations: Published lifecycle terms condition post-End-of-Life repair on parts and trained-personnel availability and remove the earlier uptime guarantee. These constrain assumed indefinite support extension.
   - Evidence informing the 2040 market-value input; displayed series and growth include calculations: The lifecycle conditions support including retirement and support limitations in long-run growth assumptions, but do not establish a dated global withdrawal event.
9. Health at a Glance 2025 - Diagnostic Technologies
   - Evidence informing base-year allocation inputs; displayed values and growth are calculated: Imaging-stock comparator.
   - Evidence informing forecast-year allocation inputs; displayed values and growth are calculated: Imaging-stock comparator.
   - Evidence informing base-year allocation inputs; displayed values and growth are calculated: Coverage limitation.
   - Evidence informing forecast-year allocation inputs; displayed values and growth are calculated: Coverage limitation.
10. Health at a Glance: Latin America and the Caribbean 2023 - Medical Technologies
    - Evidence informing base-year allocation inputs; displayed values and growth are calculated: Brazil's CT and MRI densities anchor the equipment-linked expenditure proxy.
    - Evidence informing forecast-year allocation inputs; displayed values and growth are calculated: Brazil's CT and MRI densities anchor the equipment-linked expenditure proxy.
    - Evidence informing base-year allocation inputs; displayed values and growth are calculated: Heterogeneous regional equipment availability and partial coverage constrain the allocation model.
    - Evidence informing forecast-year allocation inputs; displayed values and growth are calculated: Heterogeneous regional equipment availability and partial coverage constrain the allocation model.
11. Health at a Glance: Asia/Pacific 2024 - Medical Technologies
    - Evidence informing base-year allocation inputs; displayed values and growth are calculated: Density and reimbursement-coverage anchors.
    - Evidence informing forecast-year allocation inputs; displayed values and growth are calculated: Density and reimbursement-coverage anchors.
    - Evidence informing base-year allocation inputs; displayed values and growth are calculated: High installed-density anchor.
    - Evidence informing forecast-year allocation inputs; displayed values and growth are calculated: High installed-density anchor.
    - Evidence informing base-year allocation inputs; displayed values and growth are calculated: Installed-density anchor.
    - Evidence informing forecast-year allocation inputs; displayed values and growth are calculated: Installed-density anchor.
    - Evidence informing base-year allocation inputs; displayed values and growth are calculated: Regional heterogeneity constrains uniform-density and uniform-access assumptions.
    - Evidence informing forecast-year allocation inputs; displayed values and growth are calculated: Regional heterogeneity constrains uniform-density and uniform-access assumptions.

12. Assessment of Breast Cancer Control Capacities in the WHO African Region in 2022
    - Evidence informing base-year allocation inputs; displayed values and growth are calculated: Survey coverage and equipment scarcity constrain extrapolation across Africa.
    - Evidence informing forecast-year allocation inputs; displayed values and growth are calculated: Survey coverage and equipment scarcity constrain extrapolation across Africa.
13. Hospital Equipment Maintenance Requirements - CMS Memorandum 14-07-Hospital
    - Evidence informing base-year allocation inputs; displayed values and growth are calculated: Imaging maintenance must follow manufacturer recommendations; this is not an exclusive OEM purchasing award.
    - Evidence informing forecast-year allocation inputs; displayed values and growth are calculated: Imaging maintenance must follow manufacturer recommendations; this is not an exclusive OEM purchasing award.
14. Managed Neutral Vendor Services - East of England Collaborative Procurement Hub
    - Evidence informing forecast-year allocation inputs; displayed values and growth are calculated: The framework starts January xx.xx 2026 and requires mini-competition; admission is not realized maintenance revenue.
15. Diagnostic Imaging Accreditation Scheme - Australian Commission on Safety and Quality in Health Care
    - Evidence informing base-year allocation inputs; displayed values and growth are calculated: Equipment-appropriate training, local licensing and records constrain service access, without measuring an outsourcing share.
    - Evidence informing forecast-year allocation inputs; displayed values and growth are calculated: Equipment-appropriate training, local licensing and records constrain service access, without measuring an outsourcing share.

8.9. Nuclear Medicine Imaging

Table 57. Global Medical Imaging Equipment Maintenance Services Market, by Nuclear Medicine Imaging growth contribution, 2025-2032

Category	2025 value (USD Million)	2032 value (USD Million)	Added value (USD Million)	2025 share (%)	2032 share (%)	Change (pp)	Growth share (%)	CAGR (%)
Gamma Camera and SPECT Imaging	xx.xx	xx.xx	xx.xx	xx.xx	xx.xx	xx.xx	N/A	xx.xx
Standalone PET Imaging	xx.xx	xx.xx	xx.xx	xx.xx	xx.xx	xx.xx	N/A	xx.xx
Scope total	**xx.xx**	**xx.xx**	**xx.xx**	**xx.xx**	**xx.xx**	**xx.xx**	**N/A**	**xx.xx**

Table 58. Global Medical Imaging Equipment Maintenance Services Market Size, by Nuclear Medicine Imaging, by Region, 2017-2040 (USD Million)

Region	2017	2024	2025	2026	2027	2032	2040	CAGR (%)
Africa	xx.xx	xx.xx	xx.xx	xx.xx	xx.xx	xx.xx	xx.xx	xx.xx
Asia-Pacific	xx.xx	xx.xx	xx.xx	xx.xx	xx.xx	xx.xx	xx.xx	xx.xx
Europe	xx.xx	xx.xx	xx.xx	xx.xx	xx.xx	xx.xx	xx.xx	xx.xx
Latin America	xx.xx	xx.xx	xx.xx	xx.xx	xx.xx	xx.xx	xx.xx	xx.xx
Middle East	xx.xx	xx.xx	xx.xx	xx.xx	xx.xx	xx.xx	xx.xx	xx.xx
North America	xx.xx	xx.xx	xx.xx	xx.xx	xx.xx	xx.xx	xx.xx	xx.xx
Total	**xx.xx**	**xx.xx**	**xx.xx**	**xx.xx**	**xx.xx**	**xx.xx**	**xx.xx**	**xx.xx**

Table 59. Global Medical Imaging Equipment Maintenance Services Market Size, by Nuclear Medicine Imaging, by Group, 2017-2040 (USD Million)

Group	2017	2024	2025	2026	2027	2032	2040	CAGR (%)
ASEAN	xx.xx	xx.xx	xx.xx	xx.xx	xx.xx	xx.xx	xx.xx	xx.xx
BRICS	xx.xx	xx.xx	xx.xx	xx.xx	xx.xx	xx.xx	xx.xx	xx.xx
European Union	xx.xx	xx.xx	xx.xx	xx.xx	xx.xx	xx.xx	xx.xx	xx.xx
G7	xx.xx	xx.xx	xx.xx	xx.xx	xx.xx	xx.xx	xx.xx	xx.xx
GCC	xx.xx	xx.xx	xx.xx	xx.xx	xx.xx	xx.xx	xx.xx	xx.xx
NATO	xx.xx	xx.xx	xx.xx	xx.xx	xx.xx	xx.xx	xx.xx	xx.xx

Table 60. Global Medical Imaging Equipment Maintenance Services Market Size, by Nuclear Medicine Imaging, by Country, 2017-2040 (USD Million)

Country	2017	2024	2025	2026	2027	2032	2040	CAGR (%)
Australia	xx.xx	xx.xx	xx.xx	xx.xx	xx.xx	xx.xx	xx.xx	xx.xx
Brazil	xx.xx	xx.xx	xx.xx	xx.xx	xx.xx	xx.xx	xx.xx	xx.xx
Canada	xx.xx	xx.xx	xx.xx	xx.xx	xx.xx	xx.xx	xx.xx	xx.xx
China	xx.xx	xx.xx	xx.xx	xx.xx	xx.xx	xx.xx	xx.xx	xx.xx
France	xx.xx	xx.xx	xx.xx	xx.xx	xx.xx	xx.xx	xx.xx	xx.xx
Germany	xx.xx	xx.xx	xx.xx	xx.xx	xx.xx	xx.xx	xx.xx	xx.xx
India	xx.xx	xx.xx	xx.xx	xx.xx	xx.xx	xx.xx	xx.xx	xx.xx
Italy	xx.xx	xx.xx	xx.xx	xx.xx	xx.xx	xx.xx	xx.xx	xx.xx
Japan	xx.xx	xx.xx	xx.xx	xx.xx	xx.xx	xx.xx	xx.xx	xx.xx
Mexico	xx.xx	xx.xx	xx.xx	xx.xx	xx.xx	xx.xx	xx.xx	xx.xx
Russia	xx.xx	xx.xx	xx.xx	xx.xx	xx.xx	xx.xx	xx.xx	xx.xx
South Korea	xx.xx	xx.xx	xx.xx	xx.xx	xx.xx	xx.xx	xx.xx	xx.xx
Spain	xx.xx	xx.xx	xx.xx	xx.xx	xx.xx	xx.xx	xx.xx	xx.xx
United Kingdom	xx.xx	xx.xx	xx.xx	xx.xx	xx.xx	xx.xx	xx.xx	xx.xx
United States	xx.xx	xx.xx	xx.xx	xx.xx	xx.xx	xx.xx	xx.xx	xx.xx
Others	xx.xx	xx.xx	xx.xx	xx.xx	xx.xx	xx.xx	xx.xx	xx.xx
Total	**xx.xx**	**xx.xx**	**xx.xx**	**xx.xx**	**xx.xx**	**xx.xx**	**xx.xx**	**xx.xx**

Sources & Evidence

1. Maintenance, Repair and Calibration of Medical Equipment
   · Taxonomy evidence: Lot xx.xx names gamma cameras and PET within nuclear-imaging maintenance procurement.
   ([sell2wales.gov.wales](https://www.sell2wales.gov.wales/search/show/search_view.aspx?ID=FEB327174&catID=))
2. Nuclear Medicine Resources Manual, 2020 Edition - IAEA Human Health Series No. 37
   · Taxonomy evidence: The 2020 international equipment reference distinguishes gamma-camera imaging, SPECT, PET and hybrid multimodality systems.
   ([www-pub.iaea.org](https://www-pub.iaea.org/MTCD/Publications/PDF/P1861_web.pdf))

3. GE HealthCare Technologies Inc. - 2025 Form 10-K
   - Evidence informing the 2023 market-value input; displayed series and growth include calculations: Reported services revenue of USD xx.xx supplies a historical commercial-activity proxy; it is broader than imaging maintenance.
   - Evidence informing the 2024 market-value input; displayed series and growth include calculations: Reported services revenue of USD xx.xx supplies the comparable historical proxy.
   - Evidence informing base-year allocation inputs; displayed values and growth are calculated: Destination-sales cross-check; broader than maintenance.
   - Evidence informing forecast-year allocation inputs; displayed values and growth are calculated: Destination-sales cross-check; broader than maintenance.
   - Evidence informing base-year allocation inputs; displayed values and growth are calculated: EMEA commercial-scale cross-check.
   - Evidence informing forecast-year allocation inputs; displayed values and growth are calculated: EMEA commercial-scale cross-check.
   - Evidence informing base-year allocation inputs; displayed values and growth are calculated: China commercial activity and 2025 growth counterevidence.
   - Evidence informing forecast-year allocation inputs; displayed values and growth are calculated: China commercial activity and 2025 growth counterevidence.
   - Evidence informing base-year allocation inputs; displayed values and growth are calculated: U.S. destination sales were USD xx.xx, not maintenance-only revenue.
   - Evidence informing forecast-year allocation inputs; displayed values and growth are calculated: U.S. destination sales were USD xx.xx, not maintenance-only revenue.
   - Evidence informing base-year allocation inputs; displayed values and growth are calculated: China destination sales were USD xx.xx; regional sales declined in 2025.
   - Evidence informing forecast-year allocation inputs; displayed values and growth are calculated: China destination sales were USD xx.xx; regional sales declined in 2025.
4. GE HealthCare Technologies Inc. - 2022 Form 10-K
   - Evidence informing the 2020 market-value input; displayed series and growth include calculations: Services revenue of USD xx.xx anchors the high-cost equipment cohort's historical activity index.
   - Evidence informing the 2021 market-value input; displayed series and growth include calculations: Services revenue of USD xx.xx supplies the comparable activity index.
   - Evidence informing the 2022 market-value input; displayed series and growth include calculations: Services revenue of USD xx.xx supplies the activity index. The filing attributes the services decline primarily to unfavorable currency effects.
5. Health at a Glance 2025 - Diagnostic Technologies
   - Evidence informing the 2032 market-value input; displayed series and growth include calculations: Long-run increases in imaging activity support continued equipment demand; examination volumes are not substituted for maintenance revenue.
   - Evidence informing the 2040 market-value input; displayed series and growth include calculations: The observed country variation and incomplete coverage constrain long-run stock-growth assumptions and prohibit uniform worldwide density extrapolation.
6. OnWatch Predict
   - Evidence informing the 2032 market-value input; displayed series and growth include calculations: Conditional reported benefits support considering a service-efficiency counterforce, not applying downtime reductions directly to service revenue.
   - Evidence informing the 2040 market-value input; displayed series and growth include calculations: The offering supports retaining human and component fulfillment costs in the long-run forecast; it does not establish autonomous servicing or engineer replacement.

7. Unite In-House Service Solutions
   - Evidence informing the 2032 market-value input; displayed series and growth include calculations: The retained-labor boundary supports the modeled purchased-scope counterforce, without measuring future adoption.
   - Evidence informing the 2040 market-value input; displayed series and growth include calculations: The offering supports maintaining a distinction between installed equipment obligations and externally purchased service expenditure.
8. Philips Standard Terms and Conditions of Service, Revision 23, April 2024
   - Evidence informing the 2032 market-value input; displayed series and growth include calculations: Published lifecycle terms condition post-End-of-Life repair on parts and trained-personnel availability and remove the earlier uptime guarantee. These constrain assumed indefinite support extension.
   - Evidence informing the 2040 market-value input; displayed series and growth include calculations: The lifecycle conditions support including retirement and support limitations in long-run growth assumptions, but do not establish a dated global withdrawal event.
9. Health at a Glance 2025 - Diagnostic Technologies
   - Evidence informing base-year allocation inputs; displayed values and growth are calculated: Imaging-stock comparator.
   - Evidence informing forecast-year allocation inputs; displayed values and growth are calculated: Imaging-stock comparator.
   - Evidence informing base-year allocation inputs; displayed values and growth are calculated: Coverage limitation.
   - Evidence informing forecast-year allocation inputs; displayed values and growth are calculated: Coverage limitation.
10. Health at a Glance: Latin America and the Caribbean 2023 - Medical Technologies
    - Evidence informing base-year allocation inputs; displayed values and growth are calculated: Brazil's CT and MRI densities anchor the equipment-linked expenditure proxy.
    - Evidence informing forecast-year allocation inputs; displayed values and growth are calculated: Brazil's CT and MRI densities anchor the equipment-linked expenditure proxy.
    - Evidence informing base-year allocation inputs; displayed values and growth are calculated: Heterogeneous regional equipment availability and partial coverage constrain the allocation model.
    - Evidence informing forecast-year allocation inputs; displayed values and growth are calculated: Heterogeneous regional equipment availability and partial coverage constrain the allocation model.
11. Health at a Glance: Asia/Pacific 2024 - Medical Technologies
    - Evidence informing base-year allocation inputs; displayed values and growth are calculated: Density and reimbursement-coverage anchors.
    - Evidence informing forecast-year allocation inputs; displayed values and growth are calculated: Density and reimbursement-coverage anchors.
    - Evidence informing base-year allocation inputs; displayed values and growth are calculated: High installed-density anchor.
    - Evidence informing forecast-year allocation inputs; displayed values and growth are calculated: High installed-density anchor.
    - Evidence informing base-year allocation inputs; displayed values and growth are calculated: Installed-density anchor.
    - Evidence informing forecast-year allocation inputs; displayed values and growth are calculated: Installed-density anchor.
    - Evidence informing base-year allocation inputs; displayed values and growth are calculated: Regional heterogeneity constrains uniform-density and uniform-access assumptions.
    - Evidence informing forecast-year allocation inputs; displayed values and growth are calculated: Regional heterogeneity constrains uniform-density and uniform-access assumptions.

12. Assessment of Breast Cancer Control Capacities in the WHO African Region in 2022
    - Evidence informing base-year allocation inputs; displayed values and growth are calculated: Survey coverage and equipment scarcity constrain extrapolation across Africa.
    - Evidence informing forecast-year allocation inputs; displayed values and growth are calculated: Survey coverage and equipment scarcity constrain extrapolation across Africa.
13. Hospital Equipment Maintenance Requirements - CMS Memorandum 14-07-Hospital
    - Evidence informing base-year allocation inputs; displayed values and growth are calculated: Imaging maintenance must follow manufacturer recommendations; this is not an exclusive OEM purchasing award.
    - Evidence informing forecast-year allocation inputs; displayed values and growth are calculated: Imaging maintenance must follow manufacturer recommendations; this is not an exclusive OEM purchasing award.
14. Managed Neutral Vendor Services - East of England Collaborative Procurement Hub
    - Evidence informing forecast-year allocation inputs; displayed values and growth are calculated: The framework starts January xx.xx 2026 and requires mini-competition; admission is not realized maintenance revenue.
15. Diagnostic Imaging Accreditation Scheme - Australian Commission on Safety and Quality in Health Care
    - Evidence informing base-year allocation inputs; displayed values and growth are calculated: Equipment-appropriate training, local licensing and records constrain service access, without measuring an outsourcing share.
    - Evidence informing forecast-year allocation inputs; displayed values and growth are calculated: Equipment-appropriate training, local licensing and records constrain service access, without measuring an outsourcing share.
16. Radiation Protection in Newer Medical Imaging Techniques: PET/CT - Safety Reports Series No. 58
    - Evidence informing forecast-year allocation inputs; displayed values and growth are calculated: The 2008 commercial equipment-sales discussion supports historical standalone-to-hybrid substitution, not a current maintenance share or retirement rate. ([www-pub.iaea.org](https://www-pub.iaea.org/MTCD/Publications/PDF/pub1343_web.pdf))
17. Development of Applications for the Elmammo Avant Class Dedicated Breast PET System
    - Evidence informing base-year allocation inputs; displayed values and growth are calculated: Ten dedicated-PET installations reported by August 2017 establish dated niche commercial activity, not current worldwide stock. ([shimadzu.com](https://www.shimadzu.com/about/magazine/tec_news/srv74_12/report08.html))
    - Evidence informing forecast-year allocation inputs; displayed values and growth are calculated: Ten dedicated-PET installations reported by August 2017 establish dated niche commercial activity, not current worldwide stock. ([shimadzu.com](https://www.shimadzu.com/about/magazine/tec_news/srv74_12/report08.html))
18. Release of High-Resolution PET System PositView Utilizing High Resolution to Support Research and Development into Diagnosis and Early Treatment for Dementia
    - Evidence informing base-year allocation inputs; displayed values and growth are calculated: The July xx.xx 2025 U.S. marketing announcement provides counterevidence to treating all standalone PET activity as declining legacy systems; maintenance adoption remains unmeasured. ([shimadzu-usa.com](https://www.shimadzu-usa.com/news/2025/2025jul25.html))
    - Evidence informing forecast-year allocation inputs; displayed values and growth are calculated: The July xx.xx 2025 U.S. marketing announcement provides counterevidence to treating all standalone PET activity as declining legacy systems; maintenance adoption remains unmeasured. ([shimadzu-usa.com](https://www.shimadzu-usa.com/news/2025/2025jul25.html))

8.9.1. Gamma Camera and SPECT Imaging

Table 61. Global Medical Imaging Equipment Maintenance Services Market Size, by Gamma Camera and SPECT Imaging, by Region, 2017-2040 (USD Million)

Region	2017	2024	2025	2026	2027	2032	2040	CAGR (%)
Africa	xx.xx	xx.xx	xx.xx	xx.xx	xx.xx	xx.xx	xx.xx	xx.xx
Asia-Pacific	xx.xx	xx.xx	xx.xx	xx.xx	xx.xx	xx.xx	xx.xx	xx.xx
Europe	xx.xx	xx.xx	xx.xx	xx.xx	xx.xx	xx.xx	xx.xx	xx.xx
Latin America	xx.xx	xx.xx	xx.xx	xx.xx	xx.xx	xx.xx	xx.xx	xx.xx
Middle East	xx.xx	xx.xx	xx.xx	xx.xx	xx.xx	xx.xx	xx.xx	xx.xx
North America	xx.xx	xx.xx	xx.xx	xx.xx	xx.xx	xx.xx	xx.xx	xx.xx
Total	**xx.xx**	**xx.xx**	**xx.xx**	**xx.xx**	**xx.xx**	**xx.xx**	**xx.xx**	**xx.xx**

Table 62. Global Medical Imaging Equipment Maintenance Services Market Size, by Gamma Camera and SPECT Imaging, by Group, 2017-2040 (USD Million)

Group	2017	2024	2025	2026	2027	2032	2040	CAGR (%)
ASEAN	xx.xx	xx.xx	xx.xx	xx.xx	xx.xx	xx.xx	xx.xx	xx.xx
BRICS	xx.xx	xx.xx	xx.xx	xx.xx	xx.xx	xx.xx	xx.xx	xx.xx
European Union	xx.xx	xx.xx	xx.xx	xx.xx	xx.xx	xx.xx	xx.xx	xx.xx
G7	xx.xx	xx.xx	xx.xx	xx.xx	xx.xx	xx.xx	xx.xx	xx.xx
GCC	xx.xx	xx.xx	xx.xx	xx.xx	xx.xx	xx.xx	xx.xx	xx.xx
NATO	xx.xx	xx.xx	xx.xx	xx.xx	xx.xx	xx.xx	xx.xx	xx.xx

Table 63. Global Medical Imaging Equipment Maintenance Services Market Size, by Gamma Camera and SPECT Imaging, by Country, 2017-2040 (USD Million)

Country	2017	2024	2025	2026	2027	2032	2040	CAGR (%)
Australia	xx.xx	xx.xx	xx.xx	xx.xx	xx.xx	xx.xx	xx.xx	xx.xx
Brazil	xx.xx	xx.xx	xx.xx	xx.xx	xx.xx	xx.xx	xx.xx	xx.xx
Canada	xx.xx	xx.xx	xx.xx	xx.xx	xx.xx	xx.xx	xx.xx	xx.xx
China	xx.xx	xx.xx	xx.xx	xx.xx	xx.xx	xx.xx	xx.xx	xx.xx
France	xx.xx	xx.xx	xx.xx	xx.xx	xx.xx	xx.xx	xx.xx	xx.xx
Germany	xx.xx	xx.xx	xx.xx	xx.xx	xx.xx	xx.xx	xx.xx	xx.xx
India	xx.xx	xx.xx	xx.xx	xx.xx	xx.xx	xx.xx	xx.xx	xx.xx
Italy	xx.xx	xx.xx	xx.xx	xx.xx	xx.xx	xx.xx	xx.xx	xx.xx
Japan	xx.xx	xx.xx	xx.xx	xx.xx	xx.xx	xx.xx	xx.xx	xx.xx
Mexico	xx.xx	xx.xx	xx.xx	xx.xx	xx.xx	xx.xx	xx.xx	xx.xx
Russia	xx.xx	xx.xx	xx.xx	xx.xx	xx.xx	xx.xx	xx.xx	xx.xx
South Korea	xx.xx	xx.xx	xx.xx	xx.xx	xx.xx	xx.xx	xx.xx	xx.xx
Spain	xx.xx	xx.xx	xx.xx	xx.xx	xx.xx	xx.xx	xx.xx	xx.xx
United Kingdom	xx.xx	xx.xx	xx.xx	xx.xx	xx.xx	xx.xx	xx.xx	xx.xx
United States	xx.xx	xx.xx	xx.xx	xx.xx	xx.xx	xx.xx	xx.xx	xx.xx
Others	xx.xx	xx.xx	xx.xx	xx.xx	xx.xx	xx.xx	xx.xx	xx.xx
Total	**xx.xx**	**xx.xx**	**xx.xx**	**xx.xx**	**xx.xx**	**xx.xx**	**xx.xx**	**xx.xx**

Sources & Evidence

1. Maintenance, Repair and Calibration of Medical Equipment
   · Taxonomy evidence: Lot xx.xx specifically identifies gamma-camera systems. ([sell2wales.gov.wales](https://www.sell2wales.gov.wales/search/show/search_view.aspx?ID=FEB327174&catID=))
2. Nuclear Medicine Resources Manual, 2020 Edition - IAEA Human Health Series No. 37
   · Taxonomy evidence: The reference recognizes planar gamma-camera imaging and SPECT as nuclear-imaging equipment categories. ([www-pub.iaea.org](https://www-pub.iaea.org/MTCD/Publications/PDF/P1861_web.pdf))

3. GE HealthCare Technologies Inc. - 2025 Form 10-K
   - Evidence informing the 2023 market-value input; displayed series and growth include calculations: Reported services revenue of USD xx.xx supplies a historical commercial-activity proxy; it is broader than imaging maintenance.
   - Evidence informing the 2024 market-value input; displayed series and growth include calculations: Reported services revenue of USD xx.xx supplies the comparable historical proxy.
   - Evidence informing base-year allocation inputs; displayed values and growth are calculated: Destination-sales cross-check; broader than maintenance.
   - Evidence informing forecast-year allocation inputs; displayed values and growth are calculated: Destination-sales cross-check; broader than maintenance.
   - Evidence informing base-year allocation inputs; displayed values and growth are calculated: EMEA commercial-scale cross-check.
   - Evidence informing forecast-year allocation inputs; displayed values and growth are calculated: EMEA commercial-scale cross-check.
   - Evidence informing base-year allocation inputs; displayed values and growth are calculated: China commercial activity and 2025 growth counterevidence.
   - Evidence informing forecast-year allocation inputs; displayed values and growth are calculated: China commercial activity and 2025 growth counterevidence.
   - Evidence informing base-year allocation inputs; displayed values and growth are calculated: U.S. destination sales were USD xx.xx, not maintenance-only revenue.
   - Evidence informing forecast-year allocation inputs; displayed values and growth are calculated: U.S. destination sales were USD xx.xx, not maintenance-only revenue.
   - Evidence informing base-year allocation inputs; displayed values and growth are calculated: China destination sales were USD xx.xx; regional sales declined in 2025.
   - Evidence informing forecast-year allocation inputs; displayed values and growth are calculated: China destination sales were USD xx.xx; regional sales declined in 2025.
4. GE HealthCare Technologies Inc. - 2022 Form 10-K
   - Evidence informing the 2020 market-value input; displayed series and growth include calculations: Services revenue of USD xx.xx anchors the high-cost equipment cohort's historical activity index.
   - Evidence informing the 2021 market-value input; displayed series and growth include calculations: Services revenue of USD xx.xx supplies the comparable activity index.
   - Evidence informing the 2022 market-value input; displayed series and growth include calculations: Services revenue of USD xx.xx supplies the activity index. The filing attributes the services decline primarily to unfavorable currency effects.
5. Health at a Glance 2025 - Diagnostic Technologies
   - Evidence informing the 2032 market-value input; displayed series and growth include calculations: Long-run increases in imaging activity support continued equipment demand; examination volumes are not substituted for maintenance revenue.
   - Evidence informing the 2040 market-value input; displayed series and growth include calculations: The observed country variation and incomplete coverage constrain long-run stock-growth assumptions and prohibit uniform worldwide density extrapolation.
6. OnWatch Predict
   - Evidence informing the 2032 market-value input; displayed series and growth include calculations: Conditional reported benefits support considering a service-efficiency counterforce, not applying downtime reductions directly to service revenue.
   - Evidence informing the 2040 market-value input; displayed series and growth include calculations: The offering supports retaining human and component fulfillment costs in the long-run forecast; it does not establish autonomous servicing or engineer replacement.

7. Unite In-House Service Solutions
   - Evidence informing the 2032 market-value input; displayed series and growth include calculations: The retained-labor boundary supports the modeled purchased-scope counterforce, without measuring future adoption.
   - Evidence informing the 2040 market-value input; displayed series and growth include calculations: The offering supports maintaining a distinction between installed equipment obligations and externally purchased service expenditure.
8. Philips Standard Terms and Conditions of Service, Revision 23, April 2024
   - Evidence informing the 2032 market-value input; displayed series and growth include calculations: Published lifecycle terms condition post-End-of-Life repair on parts and trained-personnel availability and remove the earlier uptime guarantee. These constrain assumed indefinite support extension.
   - Evidence informing the 2040 market-value input; displayed series and growth include calculations: The lifecycle conditions support including retirement and support limitations in long-run growth assumptions, but do not establish a dated global withdrawal event.
9. Health at a Glance 2025 - Diagnostic Technologies
   - Evidence informing base-year allocation inputs; displayed values and growth are calculated: Imaging-stock comparator.
   - Evidence informing forecast-year allocation inputs; displayed values and growth are calculated: Imaging-stock comparator.
   - Evidence informing base-year allocation inputs; displayed values and growth are calculated: Coverage limitation.
   - Evidence informing forecast-year allocation inputs; displayed values and growth are calculated: Coverage limitation.
10. Health at a Glance: Latin America and the Caribbean 2023 - Medical Technologies
    - Evidence informing base-year allocation inputs; displayed values and growth are calculated: Brazil's CT and MRI densities anchor the equipment-linked expenditure proxy.
    - Evidence informing forecast-year allocation inputs; displayed values and growth are calculated: Brazil's CT and MRI densities anchor the equipment-linked expenditure proxy.
    - Evidence informing base-year allocation inputs; displayed values and growth are calculated: Heterogeneous regional equipment availability and partial coverage constrain the allocation model.
    - Evidence informing forecast-year allocation inputs; displayed values and growth are calculated: Heterogeneous regional equipment availability and partial coverage constrain the allocation model.
11. Health at a Glance: Asia/Pacific 2024 - Medical Technologies
    - Evidence informing base-year allocation inputs; displayed values and growth are calculated: Density and reimbursement-coverage anchors.
    - Evidence informing forecast-year allocation inputs; displayed values and growth are calculated: Density and reimbursement-coverage anchors.
    - Evidence informing base-year allocation inputs; displayed values and growth are calculated: High installed-density anchor.
    - Evidence informing forecast-year allocation inputs; displayed values and growth are calculated: High installed-density anchor.
    - Evidence informing base-year allocation inputs; displayed values and growth are calculated: Installed-density anchor.
    - Evidence informing forecast-year allocation inputs; displayed values and growth are calculated: Installed-density anchor.
    - Evidence informing base-year allocation inputs; displayed values and growth are calculated: Regional heterogeneity constrains uniform-density and uniform-access assumptions.
    - Evidence informing forecast-year allocation inputs; displayed values and growth are calculated: Regional heterogeneity constrains uniform-density and uniform-access assumptions.

12. Assessment of Breast Cancer Control Capacities in the WHO African Region in 2022
    - Evidence informing base-year allocation inputs; displayed values and growth are calculated: Survey coverage and equipment scarcity constrain extrapolation across Africa.
    - Evidence informing forecast-year allocation inputs; displayed values and growth are calculated: Survey coverage and equipment scarcity constrain extrapolation across Africa.
13. Hospital Equipment Maintenance Requirements - CMS Memorandum 14-07-Hospital
    - Evidence informing base-year allocation inputs; displayed values and growth are calculated: Imaging maintenance must follow manufacturer recommendations; this is not an exclusive OEM purchasing award.
    - Evidence informing forecast-year allocation inputs; displayed values and growth are calculated: Imaging maintenance must follow manufacturer recommendations; this is not an exclusive OEM purchasing award.
14. Managed Neutral Vendor Services - East of England Collaborative Procurement Hub
    - Evidence informing forecast-year allocation inputs; displayed values and growth are calculated: The framework starts January xx.xx 2026 and requires mini-competition; admission is not realized maintenance revenue.
15. Diagnostic Imaging Accreditation Scheme - Australian Commission on Safety and Quality in Health Care
    - Evidence informing base-year allocation inputs; displayed values and growth are calculated: Equipment-appropriate training, local licensing and records constrain service access, without measuring an outsourcing share.
    - Evidence informing forecast-year allocation inputs; displayed values and growth are calculated: Equipment-appropriate training, local licensing and records constrain service access, without measuring an outsourcing share.

8.9.2. Standalone PET Imaging

Table 64. Global Medical Imaging Equipment Maintenance Services Market Size, by Standalone PET Imaging, by Region, 2017-2040 (USD Million)

Region	2017	2024	2025	2026	2027	2032	2040	CAGR (%)
Africa	xx.xx	xx.xx	xx.xx	xx.xx	xx.xx	xx.xx	xx.xx	xx.xx
Asia-Pacific	xx.xx	xx.xx	xx.xx	xx.xx	xx.xx	xx.xx	xx.xx	xx.xx
Europe	xx.xx	xx.xx	xx.xx	xx.xx	xx.xx	xx.xx	xx.xx	xx.xx
Latin America	xx.xx	xx.xx	xx.xx	xx.xx	xx.xx	xx.xx	xx.xx	xx.xx
Middle East	xx.xx	xx.xx	xx.xx	xx.xx	xx.xx	xx.xx	xx.xx	xx.xx
North America	xx.xx	xx.xx	xx.xx	xx.xx	xx.xx	xx.xx	xx.xx	xx.xx
Total	**xx.xx**	**xx.xx**	**xx.xx**	**xx.xx**	**xx.xx**	**xx.xx**	**xx.xx**	**xx.xx**

Table 65. Global Medical Imaging Equipment Maintenance Services Market Size, by Standalone PET Imaging, by Group, 2017-2040 (USD Million)

Group	2017	2024	2025	2026	2027	2032	2040	CAGR (%)
ASEAN	xx.xx	xx.xx	xx.xx	xx.xx	xx.xx	xx.xx	xx.xx	xx.xx
BRICS	xx.xx	xx.xx	xx.xx	xx.xx	xx.xx	xx.xx	xx.xx	xx.xx
European Union	xx.xx	xx.xx	xx.xx	xx.xx	xx.xx	xx.xx	xx.xx	xx.xx
G7	xx.xx	xx.xx	xx.xx	xx.xx	xx.xx	xx.xx	xx.xx	xx.xx
GCC	xx.xx	xx.xx	xx.xx	xx.xx	xx.xx	xx.xx	xx.xx	xx.xx
NATO	xx.xx	xx.xx	xx.xx	xx.xx	xx.xx	xx.xx	xx.xx	xx.xx

Table 66. Global Medical Imaging Equipment Maintenance Services Market Size, by Standalone PET Imaging, by Country, 2017-2040 (USD Million)

Country	2017	2024	2025	2026	2027	2032	2040	CAGR (%)
Australia	xx.xx	xx.xx	xx.xx	xx.xx	xx.xx	xx.xx	xx.xx	xx.xx
Brazil	xx.xx	xx.xx	xx.xx	xx.xx	xx.xx	xx.xx	xx.xx	xx.xx
Canada	xx.xx	xx.xx	xx.xx	xx.xx	xx.xx	xx.xx	xx.xx	xx.xx
China	xx.xx	xx.xx	xx.xx	xx.xx	xx.xx	xx.xx	xx.xx	xx.xx
France	xx.xx	xx.xx	xx.xx	xx.xx	xx.xx	xx.xx	xx.xx	xx.xx
Germany	xx.xx	xx.xx	xx.xx	xx.xx	xx.xx	xx.xx	xx.xx	xx.xx
India	xx.xx	xx.xx	xx.xx	xx.xx	xx.xx	xx.xx	xx.xx	xx.xx
Italy	xx.xx	xx.xx	xx.xx	xx.xx	xx.xx	xx.xx	xx.xx	xx.xx
Japan	xx.xx	xx.xx	xx.xx	xx.xx	xx.xx	xx.xx	xx.xx	xx.xx
Mexico	xx.xx	xx.xx	xx.xx	xx.xx	xx.xx	xx.xx	xx.xx	xx.xx
Russia	xx.xx	xx.xx	xx.xx	xx.xx	xx.xx	xx.xx	xx.xx	xx.xx
South Korea	xx.xx	xx.xx	xx.xx	xx.xx	xx.xx	xx.xx	xx.xx	xx.xx
Spain	xx.xx	xx.xx	xx.xx	xx.xx	xx.xx	xx.xx	xx.xx	xx.xx
United Kingdom	xx.xx	xx.xx	xx.xx	xx.xx	xx.xx	xx.xx	xx.xx	xx.xx
United States	xx.xx	xx.xx	xx.xx	xx.xx	xx.xx	xx.xx	xx.xx	xx.xx
Others	xx.xx	xx.xx	xx.xx	xx.xx	xx.xx	xx.xx	xx.xx	xx.xx
Total	**xx.xx**	**xx.xx**	**xx.xx**	**xx.xx**	**xx.xx**	**xx.xx**	**xx.xx**	**xx.xx**

Sources & Evidence

1. Maintenance, Repair and Calibration of Medical Equipment
   - Taxonomy evidence: The PET entry does not resolve standalone versus integrated equipment. ([sell2wales.gov.wales](https://www.sell2wales.gov.wales/search/show/search_view.aspx?ID=FEB327174&catID=))

2. Nuclear Medicine Resources Manual, 2020 Edition - IAEA Human Health Series No. 37
   · Taxonomy evidence: PET instrumentation is described separately from subsequent hybrid-system categories; this supports platform identity, not a contemporary standalone-PET revenue estimate. ([www-pub.iaea.org](https://www-pub.iaea.org/MTCD/Publications/PDF/P1861_web.pdf))
3. GE HealthCare Technologies Inc. - 2025 Form 10-K
   · Evidence informing the 2023 market-value input; displayed series and growth include calculations: Reported services revenue of USD xx.xx supplies a historical commercial-activity proxy; it is broader than imaging maintenance.
   · Evidence informing the 2024 market-value input; displayed series and growth include calculations: Reported services revenue of USD xx.xx supplies the comparable historical proxy.
   · Evidence informing base-year allocation inputs; displayed values and growth are calculated: Destination-sales cross-check; broader than maintenance.
   · Evidence informing forecast-year allocation inputs; displayed values and growth are calculated: Destination-sales cross-check; broader than maintenance.
   · Evidence informing base-year allocation inputs; displayed values and growth are calculated: EMEA commercial-scale cross-check.
   · Evidence informing forecast-year allocation inputs; displayed values and growth are calculated: EMEA commercial-scale cross-check.
   · Evidence informing base-year allocation inputs; displayed values and growth are calculated: China commercial activity and 2025 growth counterevidence.
   · Evidence informing forecast-year allocation inputs; displayed values and growth are calculated: China commercial activity and 2025 growth counterevidence.
   · Evidence informing base-year allocation inputs; displayed values and growth are calculated: U.S. destination sales were USD xx.xx, not maintenance-only revenue.
   · Evidence informing forecast-year allocation inputs; displayed values and growth are calculated: U.S. destination sales were USD xx.xx, not maintenance-only revenue.
   · Evidence informing base-year allocation inputs; displayed values and growth are calculated: China destination sales were USD xx.xx; regional sales declined in 2025.
   · Evidence informing forecast-year allocation inputs; displayed values and growth are calculated: China destination sales were USD xx.xx; regional sales declined in 2025.
4. GE HealthCare Technologies Inc. - 2022 Form 10-K
   · Evidence informing the 2020 market-value input; displayed series and growth include calculations: Services revenue of USD xx.xx anchors the high-cost equipment cohort's historical activity index.
   · Evidence informing the 2021 market-value input; displayed series and growth include calculations: Services revenue of USD xx.xx supplies the comparable activity index.
   · Evidence informing the 2022 market-value input; displayed series and growth include calculations: Services revenue of USD xx.xx supplies the activity index. The filing attributes the services decline primarily to unfavorable currency effects.
5. Health at a Glance 2025 - Diagnostic Technologies
   · Evidence informing the 2032 market-value input; displayed series and growth include calculations: Long-run increases in imaging activity support continued equipment demand; examination volumes are not substituted for maintenance revenue.
   · Evidence informing the 2040 market-value input; displayed series and growth include calculations: The observed country variation and incomplete coverage constrain long-run stock-growth assumptions and prohibit uniform worldwide density extrapolation.
6. OnWatch Predict
   · Evidence informing the 2032 market-value input; displayed series and growth include calculations: Conditional reported benefits support considering a service-efficiency counterforce, not applying downtime reductions directly to service revenue.
   · Evidence informing the 2040 market-value input; displayed series and growth include calculations: The offering supports retaining human and component fulfillment costs in the long-run forecast; it does not establish autonomous servicing or engineer replacement.

7. Unite In-House Service Solutions
   - Evidence informing the 2032 market-value input; displayed series and growth include calculations: The retained-labor boundary supports the modeled purchased-scope counterforce, without measuring future adoption.
   - Evidence informing the 2040 market-value input; displayed series and growth include calculations: The offering supports maintaining a distinction between installed equipment obligations and externally purchased service expenditure.
8. Philips Standard Terms and Conditions of Service, Revision 23, April 2024
   - Evidence informing the 2032 market-value input; displayed series and growth include calculations: Published lifecycle terms condition post-End-of-Life repair on parts and trained-personnel availability and remove the earlier uptime guarantee. These constrain assumed indefinite support extension.
   - Evidence informing the 2040 market-value input; displayed series and growth include calculations: The lifecycle conditions support including retirement and support limitations in long-run growth assumptions, but do not establish a dated global withdrawal event.
9. Health at a Glance 2025 - Diagnostic Technologies
   - Evidence informing base-year allocation inputs; displayed values and growth are calculated: Imaging-stock comparator.
   - Evidence informing forecast-year allocation inputs; displayed values and growth are calculated: Imaging-stock comparator.
   - Evidence informing base-year allocation inputs; displayed values and growth are calculated: Coverage limitation.
   - Evidence informing forecast-year allocation inputs; displayed values and growth are calculated: Coverage limitation.
10. Health at a Glance: Latin America and the Caribbean 2023 - Medical Technologies
    - Evidence informing base-year allocation inputs; displayed values and growth are calculated: Brazil's CT and MRI densities anchor the equipment-linked expenditure proxy.
    - Evidence informing forecast-year allocation inputs; displayed values and growth are calculated: Brazil's CT and MRI densities anchor the equipment-linked expenditure proxy.
    - Evidence informing base-year allocation inputs; displayed values and growth are calculated: Heterogeneous regional equipment availability and partial coverage constrain the allocation model.
    - Evidence informing forecast-year allocation inputs; displayed values and growth are calculated: Heterogeneous regional equipment availability and partial coverage constrain the allocation model.
11. Health at a Glance: Asia/Pacific 2024 - Medical Technologies
    - Evidence informing base-year allocation inputs; displayed values and growth are calculated: Density and reimbursement-coverage anchors.
    - Evidence informing forecast-year allocation inputs; displayed values and growth are calculated: Density and reimbursement-coverage anchors.
    - Evidence informing base-year allocation inputs; displayed values and growth are calculated: High installed-density anchor.
    - Evidence informing forecast-year allocation inputs; displayed values and growth are calculated: High installed-density anchor.
    - Evidence informing base-year allocation inputs; displayed values and growth are calculated: Installed-density anchor.
    - Evidence informing forecast-year allocation inputs; displayed values and growth are calculated: Installed-density anchor.
    - Evidence informing base-year allocation inputs; displayed values and growth are calculated: Regional heterogeneity constrains uniform-density and uniform-access assumptions.
    - Evidence informing forecast-year allocation inputs; displayed values and growth are calculated: Regional heterogeneity constrains uniform-density and uniform-access assumptions.

12. Assessment of Breast Cancer Control Capacities in the WHO African Region in 2022
    - Evidence informing base-year allocation inputs; displayed values and growth are calculated: Survey coverage and equipment scarcity constrain extrapolation across Africa.
    - Evidence informing forecast-year allocation inputs; displayed values and growth are calculated: Survey coverage and equipment scarcity constrain extrapolation across Africa.
13. Hospital Equipment Maintenance Requirements - CMS Memorandum 14-07-Hospital
    - Evidence informing base-year allocation inputs; displayed values and growth are calculated: Imaging maintenance must follow manufacturer recommendations; this is not an exclusive OEM purchasing award.
    - Evidence informing forecast-year allocation inputs; displayed values and growth are calculated: Imaging maintenance must follow manufacturer recommendations; this is not an exclusive OEM purchasing award.
14. Managed Neutral Vendor Services - East of England Collaborative Procurement Hub
    - Evidence informing forecast-year allocation inputs; displayed values and growth are calculated: The framework starts January xx.xx 2026 and requires mini-competition; admission is not realized maintenance revenue.
15. Diagnostic Imaging Accreditation Scheme - Australian Commission on Safety and Quality in Health Care
    - Evidence informing base-year allocation inputs; displayed values and growth are calculated: Equipment-appropriate training, local licensing and records constrain service access, without measuring an outsourcing share.
    - Evidence informing forecast-year allocation inputs; displayed values and growth are calculated: Equipment-appropriate training, local licensing and records constrain service access, without measuring an outsourcing share.
16. Radiation Protection in Newer Medical Imaging Techniques: PET/CT - Safety Reports Series No. 58
    - Evidence informing forecast-year allocation inputs; displayed values and growth are calculated: The 2008 commercial equipment-sales discussion supports historical standalone-to-hybrid substitution, not a current maintenance share or retirement rate. ([www-pub.iaea.org](https://www-pub.iaea.org/MTCD/Publications/PDF/pub1343_web.pdf))
17. Development of Applications for the Elmammo Avant Class Dedicated Breast PET System
    - Evidence informing base-year allocation inputs; displayed values and growth are calculated: Ten dedicated-PET installations reported by August 2017 establish dated niche commercial activity, not current worldwide stock. ([shimadzu.com](https://www.shimadzu.com/about/magazine/tec_news/srv74_12/report08.html))
    - Evidence informing forecast-year allocation inputs; displayed values and growth are calculated: Ten dedicated-PET installations reported by August 2017 establish dated niche commercial activity, not current worldwide stock. ([shimadzu.com](https://www.shimadzu.com/about/magazine/tec_news/srv74_12/report08.html))
18. Release of High-Resolution PET System PositView Utilizing High Resolution to Support Research and Development into Diagnosis and Early Treatment for Dementia
    - Evidence informing base-year allocation inputs; displayed values and growth are calculated: The July xx.xx 2025 U.S. marketing announcement provides counterevidence to treating all standalone PET activity as declining legacy systems; maintenance adoption remains unmeasured. ([shimadzu-usa.com](https://www.shimadzu-usa.com/news/2025/2025jul25.html))
    - Evidence informing forecast-year allocation inputs; displayed values and growth are calculated: The July xx.xx 2025 U.S. marketing announcement provides counterevidence to treating all standalone PET activity as declining legacy systems; maintenance adoption remains unmeasured. ([shimadzu-usa.com](https://www.shimadzu-usa.com/news/2025/2025jul25.html))

8.10. Bone Densitometry

Table 67. Global Medical Imaging Equipment Maintenance Services Market Size, by Bone Densitometry, by Region, 2017-2040 (USD Million)

Region	2017	2024	2025	2026	2027	2032	2040	CAGR (%)
Africa	xx.xx	xx.xx	xx.xx	xx.xx	xx.xx	xx.xx	xx.xx	xx.xx
Asia-Pacific	xx.xx	xx.xx	xx.xx	xx.xx	xx.xx	xx.xx	xx.xx	xx.xx
Europe	xx.xx	xx.xx	xx.xx	xx.xx	xx.xx	xx.xx	xx.xx	xx.xx
Latin America	xx.xx	xx.xx	xx.xx	xx.xx	xx.xx	xx.xx	xx.xx	xx.xx
Middle East	xx.xx	xx.xx	xx.xx	xx.xx	xx.xx	xx.xx	xx.xx	xx.xx
North America	xx.xx	xx.xx	xx.xx	xx.xx	xx.xx	xx.xx	xx.xx	xx.xx
Total	**xx.xx**	**xx.xx**	**xx.xx**	**xx.xx**	**xx.xx**	**xx.xx**	**xx.xx**	**xx.xx**

Table 68. Global Medical Imaging Equipment Maintenance Services Market Size, by Bone Densitometry, by Group, 2017-2040 (USD Million)

Group	2017	2024	2025	2026	2027	2032	2040	CAGR (%)
ASEAN	xx.xx	xx.xx	xx.xx	xx.xx	xx.xx	xx.xx	xx.xx	xx.xx
BRICS	xx.xx	xx.xx	xx.xx	xx.xx	xx.xx	xx.xx	xx.xx	xx.xx
European Union	xx.xx	xx.xx	xx.xx	xx.xx	xx.xx	xx.xx	xx.xx	xx.xx
G7	xx.xx	xx.xx	xx.xx	xx.xx	xx.xx	xx.xx	xx.xx	xx.xx
GCC	xx.xx	xx.xx	xx.xx	xx.xx	xx.xx	xx.xx	xx.xx	xx.xx
NATO	xx.xx	xx.xx	xx.xx	xx.xx	xx.xx	xx.xx	xx.xx	xx.xx

Table 69. Global Medical Imaging Equipment Maintenance Services Market Size, by Bone Densitometry, by Country, 2017-2040 (USD Million)

Country	2017	2024	2025	2026	2027	2032	2040	CAGR (%)
Australia	xx.xx	xx.xx	xx.xx	xx.xx	xx.xx	xx.xx	xx.xx	xx.xx
Brazil	xx.xx	xx.xx	xx.xx	xx.xx	xx.xx	xx.xx	xx.xx	xx.xx
Canada	xx.xx	xx.xx	xx.xx	xx.xx	xx.xx	xx.xx	xx.xx	xx.xx
China	xx.xx	xx.xx	xx.xx	xx.xx	xx.xx	xx.xx	xx.xx	xx.xx
France	xx.xx	xx.xx	xx.xx	xx.xx	xx.xx	xx.xx	xx.xx	xx.xx
Germany	xx.xx	xx.xx	xx.xx	xx.xx	xx.xx	xx.xx	xx.xx	xx.xx
India	xx.xx	xx.xx	xx.xx	xx.xx	xx.xx	xx.xx	xx.xx	xx.xx
Italy	xx.xx	xx.xx	xx.xx	xx.xx	xx.xx	xx.xx	xx.xx	xx.xx
Japan	xx.xx	xx.xx	xx.xx	xx.xx	xx.xx	xx.xx	xx.xx	xx.xx
Mexico	xx.xx	xx.xx	xx.xx	xx.xx	xx.xx	xx.xx	xx.xx	xx.xx
Russia	xx.xx	xx.xx	xx.xx	xx.xx	xx.xx	xx.xx	xx.xx	xx.xx
South Korea	xx.xx	xx.xx	xx.xx	xx.xx	xx.xx	xx.xx	xx.xx	xx.xx
Spain	xx.xx	xx.xx	xx.xx	xx.xx	xx.xx	xx.xx	xx.xx	xx.xx
United Kingdom	xx.xx	xx.xx	xx.xx	xx.xx	xx.xx	xx.xx	xx.xx	xx.xx
United States	xx.xx	xx.xx	xx.xx	xx.xx	xx.xx	xx.xx	xx.xx	xx.xx
Others	xx.xx	xx.xx	xx.xx	xx.xx	xx.xx	xx.xx	xx.xx	xx.xx
Total	**xx.xx**	**xx.xx**	**xx.xx**	**xx.xx**	**xx.xx**	**xx.xx**	**xx.xx**	**xx.xx**

Sources & Evidence

1. Maintenance, Repair and Calibration of Medical Equipment
   · Taxonomy evidence: Lot xx.xx names bone densitometry among maintained equipment families. ([sell2wales.gov.wales](https://www.sell2wales.gov.wales/search/show/search_view.aspx?ID=FEB327174&catID=))
2. SSG-46: Radiation Protection and Safety in Medical Uses of Ionizing Radiation - Diagnostic Radiology and Image Guided Interventional Procedures, General
   · Taxonomy evidence: DXA bone densitometry is expressly identified as a distinct radiographic category. ([nucleus.iaea.org](https://nucleus.iaea.org/sites/nss-oui/Published%20Chunks/m_60b8e698-4f59-4c24-809a-dfb819ac5050/c_1ed6c77f-72aa-xx.xx-b62d-a6e3b5164ee4__3_0.Html))

3. GE HealthCare Technologies Inc. - 2025 Form 10-K
   - Evidence informing the 2023 market-value input; displayed series and growth include calculations: Reported services revenue of USD xx.xx supplies a historical commercial-activity proxy; it is broader than imaging maintenance.
   - Evidence informing the 2024 market-value input; displayed series and growth include calculations: Reported services revenue of USD xx.xx supplies the comparable historical proxy.
   - Evidence informing base-year allocation inputs; displayed values and growth are calculated: Destination-sales cross-check; broader than maintenance.
   - Evidence informing forecast-year allocation inputs; displayed values and growth are calculated: Destination-sales cross-check; broader than maintenance.
   - Evidence informing base-year allocation inputs; displayed values and growth are calculated: EMEA commercial-scale cross-check.
   - Evidence informing forecast-year allocation inputs; displayed values and growth are calculated: EMEA commercial-scale cross-check.
   - Evidence informing base-year allocation inputs; displayed values and growth are calculated: China commercial activity and 2025 growth counterevidence.
   - Evidence informing forecast-year allocation inputs; displayed values and growth are calculated: China commercial activity and 2025 growth counterevidence.
   - Evidence informing base-year allocation inputs; displayed values and growth are calculated: U.S. destination sales were USD xx.xx, not maintenance-only revenue.
   - Evidence informing forecast-year allocation inputs; displayed values and growth are calculated: U.S. destination sales were USD xx.xx, not maintenance-only revenue.
   - Evidence informing base-year allocation inputs; displayed values and growth are calculated: China destination sales were USD xx.xx; regional sales declined in 2025.
   - Evidence informing forecast-year allocation inputs; displayed values and growth are calculated: China destination sales were USD xx.xx; regional sales declined in 2025.
4. GE HealthCare Technologies Inc. - 2022 Form 10-K
   - Evidence informing the 2020 market-value input; displayed series and growth include calculations: Services revenue of USD xx.xx anchors the high-cost equipment cohort's historical activity index.
   - Evidence informing the 2021 market-value input; displayed series and growth include calculations: Services revenue of USD xx.xx supplies the comparable activity index.
   - Evidence informing the 2022 market-value input; displayed series and growth include calculations: Services revenue of USD xx.xx supplies the activity index. The filing attributes the services decline primarily to unfavorable currency effects.
5. Health at a Glance 2025 - Diagnostic Technologies
   - Evidence informing the 2032 market-value input; displayed series and growth include calculations: Long-run increases in imaging activity support continued equipment demand; examination volumes are not substituted for maintenance revenue.
   - Evidence informing the 2040 market-value input; displayed series and growth include calculations: The observed country variation and incomplete coverage constrain long-run stock-growth assumptions and prohibit uniform worldwide density extrapolation.
6. OnWatch Predict
   - Evidence informing the 2032 market-value input; displayed series and growth include calculations: Conditional reported benefits support considering a service-efficiency counterforce, not applying downtime reductions directly to service revenue.
   - Evidence informing the 2040 market-value input; displayed series and growth include calculations: The offering supports retaining human and component fulfillment costs in the long-run forecast; it does not establish autonomous servicing or engineer replacement.

7. Unite In-House Service Solutions
   - Evidence informing the 2032 market-value input; displayed series and growth include calculations: The retained-labor boundary supports the modeled purchased-scope counterforce, without measuring future adoption.
   - Evidence informing the 2040 market-value input; displayed series and growth include calculations: The offering supports maintaining a distinction between installed equipment obligations and externally purchased service expenditure.
8. Philips Standard Terms and Conditions of Service, Revision 23, April 2024
   - Evidence informing the 2032 market-value input; displayed series and growth include calculations: Published lifecycle terms condition post-End-of-Life repair on parts and trained-personnel availability and remove the earlier uptime guarantee. These constrain assumed indefinite support extension.
   - Evidence informing the 2040 market-value input; displayed series and growth include calculations: The lifecycle conditions support including retirement and support limitations in long-run growth assumptions, but do not establish a dated global withdrawal event.
9. Health at a Glance 2025 - Diagnostic Technologies
   - Evidence informing base-year allocation inputs; displayed values and growth are calculated: Imaging-stock comparator.
   - Evidence informing forecast-year allocation inputs; displayed values and growth are calculated: Imaging-stock comparator.
   - Evidence informing base-year allocation inputs; displayed values and growth are calculated: Coverage limitation.
   - Evidence informing forecast-year allocation inputs; displayed values and growth are calculated: Coverage limitation.
10. Health at a Glance: Latin America and the Caribbean 2023 - Medical Technologies
    - Evidence informing base-year allocation inputs; displayed values and growth are calculated: Brazil's CT and MRI densities anchor the equipment-linked expenditure proxy.
    - Evidence informing forecast-year allocation inputs; displayed values and growth are calculated: Brazil's CT and MRI densities anchor the equipment-linked expenditure proxy.
    - Evidence informing base-year allocation inputs; displayed values and growth are calculated: Heterogeneous regional equipment availability and partial coverage constrain the allocation model.
    - Evidence informing forecast-year allocation inputs; displayed values and growth are calculated: Heterogeneous regional equipment availability and partial coverage constrain the allocation model.
11. Health at a Glance: Asia/Pacific 2024 - Medical Technologies
    - Evidence informing base-year allocation inputs; displayed values and growth are calculated: Density and reimbursement-coverage anchors.
    - Evidence informing forecast-year allocation inputs; displayed values and growth are calculated: Density and reimbursement-coverage anchors.
    - Evidence informing base-year allocation inputs; displayed values and growth are calculated: High installed-density anchor.
    - Evidence informing forecast-year allocation inputs; displayed values and growth are calculated: High installed-density anchor.
    - Evidence informing base-year allocation inputs; displayed values and growth are calculated: Installed-density anchor.
    - Evidence informing forecast-year allocation inputs; displayed values and growth are calculated: Installed-density anchor.
    - Evidence informing base-year allocation inputs; displayed values and growth are calculated: Regional heterogeneity constrains uniform-density and uniform-access assumptions.
    - Evidence informing forecast-year allocation inputs; displayed values and growth are calculated: Regional heterogeneity constrains uniform-density and uniform-access assumptions.

12. Assessment of Breast Cancer Control Capacities in the WHO African Region in 2022
    - Evidence informing base-year allocation inputs; displayed values and growth are calculated: Survey coverage and equipment scarcity constrain extrapolation across Africa.
    - Evidence informing forecast-year allocation inputs; displayed values and growth are calculated: Survey coverage and equipment scarcity constrain extrapolation across Africa.
13. Hospital Equipment Maintenance Requirements - CMS Memorandum 14-07-Hospital
    - Evidence informing base-year allocation inputs; displayed values and growth are calculated: Imaging maintenance must follow manufacturer recommendations; this is not an exclusive OEM purchasing award.
    - Evidence informing forecast-year allocation inputs; displayed values and growth are calculated: Imaging maintenance must follow manufacturer recommendations; this is not an exclusive OEM purchasing award.
14. Managed Neutral Vendor Services - East of England Collaborative Procurement Hub
    - Evidence informing forecast-year allocation inputs; displayed values and growth are calculated: The framework starts January xx.xx 2026 and requires mini-competition; admission is not realized maintenance revenue.
15. Diagnostic Imaging Accreditation Scheme - Australian Commission on Safety and Quality in Health Care
    - Evidence informing base-year allocation inputs; displayed values and growth are calculated: Equipment-appropriate training, local licensing and records constrain service access, without measuring an outsourcing share.
    - Evidence informing forecast-year allocation inputs; displayed values and growth are calculated: Equipment-appropriate training, local licensing and records constrain service access, without measuring an outsourcing share.

9. Medical Imaging Equipment Maintenance Services Market, by Clinical Use

Clinical Use changes the required service endpoint and the stakeholders affected by interruption without changing the underlying scanner's identity. For Diagnostic and Screening Imaging, U.S. mammography illustrates that facility certification remains a separate condition from equipment repair. ■■■ ■■■■■■■■■■■■ ■■■■■■■■■■■■■ ■■ ■■■■■■■■■■ ■■■■■■■■■■ ■■■■■■■ ■■■■■■■ ■■■ ■■■■■ ■■■■■■■ ■■■■■■■■■■ ■■■■■■■ ■■■■■■■■■■ ■■■■ ■■■■■■■ ■■■■■■■ ■■■■■■■■■■■■ ■■ ■■■■■■■■■■ ■■■■■■■■■■ ■■■■■■ ■■■■■■ ■■■■■ ■■■■■■■ ■■■■■■ ■■■■■■■■■■■■ ■■■ ■■■■■■■ ■■■■■■■■■■■■■ ■■■■ ■■■ ■■■■■■■■ ■■■■■■■■ ■■■■■■■■ ■■■■■ ■■■■■■■■ ■■ ■■■ ■■■■■■■■■ ■■■■ ■■■■■ ■■■■■■■■■■■■ ■■■■■■■■ ■■■■■■■ ■■■■■■■■ ■■■■ ■■■■■ ■■■■■■■■■■■ ■■■■■■■■■■■ ■■■ ■■■■■■ ■■■■■■■■ ■■■ ■■■■■■■■■ ■■■■■■■■■■■■ ■■■■■■■■■ ■■■■ ■■■■■■■■

Treatment-Planning Imaging requires an express imaging-asset obligation rather than an assumption that a therapeutic-equipment agreement includes it. ■■■■■ ■■■■■■■■ ■■■■■■■■■ ■■■■■■■■■■■■ ■■■■■■■■■■■■ ■■■■■■■■ ■■■■■ ■■■■ ■■■■■■■■■■ ■■■■■■■■■■■■ ■■■■■■■■■■■■ ■■ ■■ ■■■■■■■■■■■ ■■■■■■ ■■■■■■■■■■ ■ ■■■■■■■■■■■■ ■■■■■■■■■■■ ■■■■■■■■ ■■ ■■■ ■■■■■■■■■ ■■■■■■■■ ■■■■■■■■■ ■■ ■■■■■■■ ■■ ■■■■■■■■■ ■■■ ■■■■■ ■■■■■■■■■■ ■■■■■■ ■■■■■■■ ■■■■■■■■■ ■ ■■■■■■■■ ■■■■■■■■ ■■■■ ■■■ ■ ■■■■■■■■■ ■■■■■■■■■■■ ■■■■■■■■■■ Oncology buyers should identify the covered simulator and agreed planning-service interfaces, while suppliers should avoid treating a diagnostic CT service description as proof that all planning-related responsibilities are accepted.

Shared-Use Imaging creates a potential cross-department interruption dependency. A 2017 CQC inspection recorded a CT scanner shared by radiology and radiotherapy and observed a breakdown. ■■■■ ■■■■■■■■■■ ■■■■■■■■■■■ ■■■■■■■■■■■ ■■■■■■■ ■■■ ■ ■■■■■■■ ■■■■■■■■■■■ ■■■■■■■ ■■■■■■■■■ ■■ ■■■ ■■■■■■■ ■■■■■■■■ ■■■■■■■■■■■■■ ■■■■■■ ■■■■■■■ ■■ ■ ■■■■■■■■■■■■ ■■■■■■■■■■■ ■■■■■■■■■■■ ■■■ ■■■■■■■■ ■■■■■ ■■ ■■■■■ ■■■■■■■■■ ■■■■■■ ■■■ ■■■■■■■ ■■■■ ■■■ ■■■ ■■■■■ ■■■■■■■■■■ ■■ ■■■■■■■ ■■■■■■■■■■■■■ ■■■■■■■■■■■ ■■■ ■■■■■■■■■■■ ■■■■■ ■■■■■■■■■■■■ ■■■ ■■■■■ ■■■■■ ■■■ ■■■■■■■■■■ ■■■■■■■ ■■■■■■■■■■ ■■ ■■■■■■■■■■■ ■■■■■■■■■■

Figure 12. Global Medical Imaging Equipment Maintenance Services Market Size, by Clinical Use, 2025 (%)

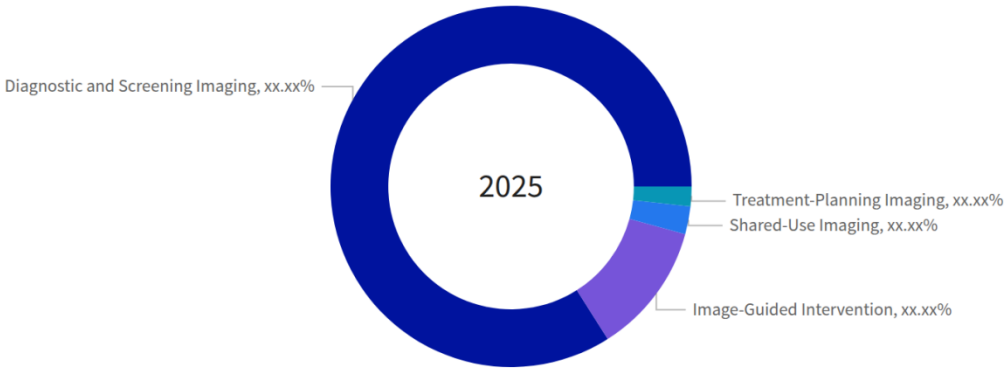

Figure 13. Global Medical Imaging Equipment Maintenance Services Market, by Clinical Use, 2032 (USD Million)

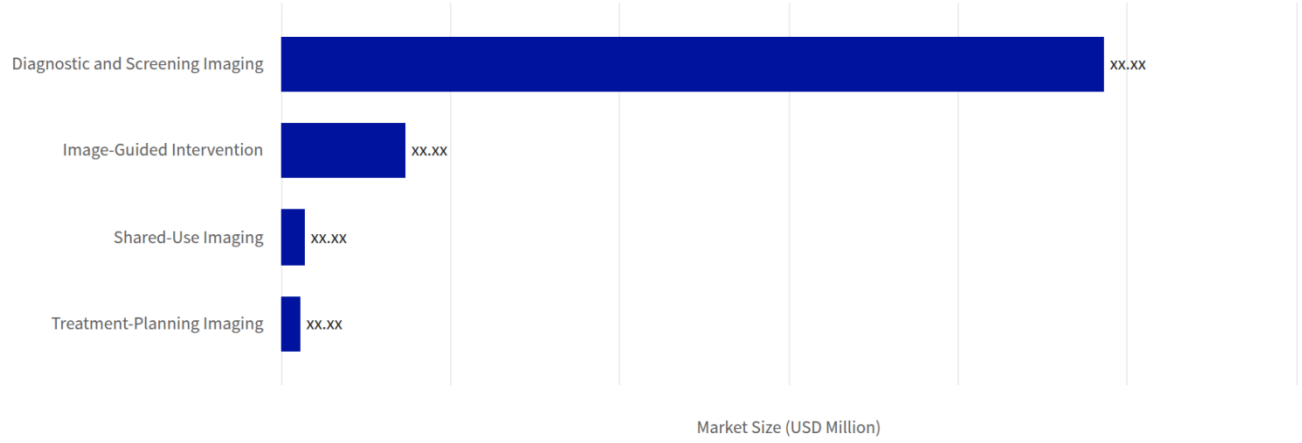

Table 70. Global Medical Imaging Equipment Maintenance Services Market, by Clinical Use growth contribution, 2025-2032

Category	2025 value (USD Million)	2032 value (USD Million)	Added value (USD Million)	2025 share (%)	2032 share (%)	Change (pp)	Growth share (%)	CAGR (%)
Diagnostic and Screening Imaging	xx.xx	xx.xx	xx.xx	xx.xx	xx.xx	xx.xx	xx.xx	xx.xx
Image-Guided Intervention	xx.xx	xx.xx	xx.xx	xx.xx	xx.xx	xx.xx	xx.xx	xx.xx
Shared-Use Imaging	xx.xx	xx.xx	xx.xx	xx.xx	xx.xx	xx.xx	xx.xx	xx.xx
Treatment-Planning Imaging	xx.xx	xx.xx	xx.xx	xx.xx	xx.xx	xx.xx	xx.xx	xx.xx
Scope total	**xx.xx**	**xx.xx**	**xx.xx**	**xx.xx**	**xx.xx**	**xx.xx**	**xx.xx**	**xx.xx**

Table 71. Global Medical Imaging Equipment Maintenance Services Market Size, by Clinical Use, 2017-2040 (USD Million)

Clinical Use	2017	2024	2025	2026	2027	2032	2040	CAGR (%)
Diagnostic and Screening Imaging	xx.xx	xx.xx	xx.xx	xx.xx	xx.xx	xx.xx	xx.xx	xx.xx
Image-Guided Intervention	xx.xx	xx.xx	xx.xx	xx.xx	xx.xx	xx.xx	xx.xx	xx.xx
Shared-Use Imaging	xx.xx	xx.xx	xx.xx	xx.xx	xx.xx	xx.xx	xx.xx	xx.xx
Treatment-Planning Imaging	xx.xx	xx.xx	xx.xx	xx.xx	xx.xx	xx.xx	xx.xx	xx.xx
Total	**xx.xx**	**xx.xx**	**xx.xx**	**xx.xx**	**xx.xx**	**xx.xx**	**xx.xx**	**xx.xx**

Sources & Evidence

1. MQSA Inspection Resources

   · MQSA-covered facilities must maintain certification; current certification conditions Medicare and Medicaid eligibility for screening and diagnostic mammography. ([fda.gov](https://www.fda.gov/radiation-emitting-products/mammography-quality-standards-act-mqsa-and-mqsa-program/mqsa-inspection-resources))

2. OnWatch Predict

   · GE HealthCare advertises OnWatch Predict for Image Guiding Solutions, linking monitoring with planned maintenance and repair scheduling. ([gehealthcare.com](https://www.gehealthcare.com/en-us/services/digital-solutions/onwatch-predict))

   · Evidence informing the 2032 market-value input; displayed series and growth include calculations: Conditional reported benefits support considering a service-efficiency counterforce, not applying downtime reductions directly to service revenue.

   · Evidence informing the 2040 market-value input; displayed series and growth include calculations: The offering supports retaining human and component fulfillment costs in the long-run forecast; it does not establish autonomous servicing or engineer replacement.

3. Lung Stereotactic Ablative Radiotherapy-Leeds Teaching Hospitals NHS Trust

   · Leeds identifies a CT simulator as the planning-imaging asset and explicitly distinguishes planning scans from diagnostic examinations. ([leedsth.nhs.uk](https://www.leedsth.nhs.uk/patients/resources/lung-stereotactic-ablative-radiotherapy/))

4. Maintenance of the Somatom Definition AS CT simulator from Siemens

   · The EU record marks CT-simulator maintenance at ONKOLOŠKI INŠTITUT LJUBLJANA as awarded on September xx.xx 2026. ([op.europa.eu](https://op.europa.eu/en/web/public-procurement/procurement-details/-/procurement/5a9ffe31-a115-45b1-b529-b31ffc10e520))

   · Evidence informing forecast-year allocation inputs; displayed values and growth are calculated: CT-simulator maintenance was awarded September xx.xx 2026 for EUR xx.xx. Unknown contract duration prevents conversion into annual spending; the award supports a distinct purchased planning-asset obligation.

5. Bupa Cromwell Hospital-CQC Quality Report, June 1, 2017

   · The 2017 CQC report records a CT shared by radiology and radiotherapy and an observed breakdown; it does not establish a present maintenance agreement. ([api.cqc.org.uk](https://api.cqc.org.uk/public/v1/reports/ee95ca21-xx.xx-xx.xx-9c5a-f74608cb4c0a?xx.xx=))

6. WHA78.13 - Strengthening medical imaging capacity

   · Taxonomy evidence: The resolution recognizes conventional and interventional imaging for diagnosis and treatment, supporting distinct clinical roles rather than disease-specialty peers. ([apps.who.int](https://apps.who.int/gb/ebwha/pdf_files/WHA78/A78_R13-en.pdf))

7. Radiation Protection and Safety in Medical Uses of Ionizing Radiation - Specific Safety Guide No. SSG-46
   - Taxonomy evidence: The international safety guide distinguishes diagnostic radiology, image-guided interventional procedures and imaging associated with radiation therapy, supporting classification by clinical role rather than disease specialty.
8. Multi Modality Imaging Equipment and Maintenance Framework - Prior Information Notice NP16726
   - Taxonomy evidence: The January xx.xx 2026 prior-information notice includes a distinct diagnostic-imaging maintenance lot. Its mixed equipment and service scope requires maintenance-only attribution rather than adoption of the overall proposed procurement value.
9. GE HealthCare Technologies Inc. - 2025 Form 10-K
   - Evidence informing the 2023 market-value input; displayed series and growth include calculations: Reported services revenue of USD xx.xx supplies a historical commercial-activity proxy; it is broader than imaging maintenance.
   - Evidence informing the 2024 market-value input; displayed series and growth include calculations: Reported services revenue of USD xx.xx supplies the comparable historical proxy.
10. GE HealthCare Technologies Inc. - 2022 Form 10-K
    - Evidence informing the 2020 market-value input; displayed series and growth include calculations: Services revenue of USD xx.xx anchors the high-cost equipment cohort's historical activity index.
    - Evidence informing the 2021 market-value input; displayed series and growth include calculations: Services revenue of USD xx.xx supplies the comparable activity index.
    - Evidence informing the 2022 market-value input; displayed series and growth include calculations: Services revenue of USD xx.xx supplies the activity index. The filing attributes the services decline primarily to unfavorable currency effects.
11. Health at a Glance 2025 - Diagnostic Technologies
    - Evidence informing the 2032 market-value input; displayed series and growth include calculations: Long-run increases in imaging activity support continued equipment demand; examination volumes are not substituted for maintenance revenue.
    - Evidence informing the 2040 market-value input; displayed series and growth include calculations: The observed country variation and incomplete coverage constrain long-run stock-growth assumptions and prohibit uniform worldwide density extrapolation.
12. Unite In-House Service Solutions
    - Evidence informing the 2032 market-value input; displayed series and growth include calculations: The retained-labor boundary supports the modeled purchased-scope counterforce, without measuring future adoption.
    - Evidence informing the 2040 market-value input; displayed series and growth include calculations: The offering supports maintaining a distinction between installed equipment obligations and externally purchased service expenditure.
13. Philips Standard Terms and Conditions of Service, Revision 23, April 2024
    - Evidence informing the 2032 market-value input; displayed series and growth include calculations: Published lifecycle terms condition post-End-of-Life repair on parts and trained-personnel availability and remove the earlier uptime guarantee. These constrain assumed indefinite support extension.
    - Evidence informing the 2040 market-value input; displayed series and growth include calculations: The lifecycle conditions support including retirement and support limitations in long-run growth assumptions, but do not establish a dated global withdrawal event.
14. DIrectory of RAdiotherapy Centres (DIRAC)
    - Evidence informing base-year allocation inputs; displayed values and growth are calculated: Current registry footprint exceeds xx.xx radiotherapy centres; this constrains the assumed treatment-planning customer pool but does not report 2025 simulator stocks or maintenance revenue.
    - Evidence informing forecast-year allocation inputs; displayed values and growth are calculated: Current registry footprint exceeds xx.xx radiotherapy centres; this constrains the assumed treatment-planning customer pool but does not report 2025 simulator stocks or maintenance revenue.

9.1. Diagnostic and Screening Imaging

Table 72. Global Medical Imaging Equipment Maintenance Services Market Size, by Diagnostic and Screening Imaging, by Region, 2017-2040 (USD Million)

Region	2017	2024	2025	2026	2027	2032	2040	CAGR (%)
Africa	xx.xx	xx.xx	xx.xx	xx.xx	xx.xx	xx.xx	xx.xx	xx.xx
Asia-Pacific	xx.xx	xx.xx	xx.xx	xx.xx	xx.xx	xx.xx	xx.xx	xx.xx
Europe	xx.xx	xx.xx	xx.xx	xx.xx	xx.xx	xx.xx	xx.xx	xx.xx
Latin America	xx.xx	xx.xx	xx.xx	xx.xx	xx.xx	xx.xx	xx.xx	xx.xx
Middle East	xx.xx	xx.xx	xx.xx	xx.xx	xx.xx	xx.xx	xx.xx	xx.xx
North America	xx.xx	xx.xx	xx.xx	xx.xx	xx.xx	xx.xx	xx.xx	xx.xx
Total	**xx.xx**	**xx.xx**	**xx.xx**	**xx.xx**	**xx.xx**	**xx.xx**	**xx.xx**	**xx.xx**

Table 73. Global Medical Imaging Equipment Maintenance Services Market Size, by Diagnostic and Screening Imaging, by Group, 2017-2040 (USD Million)

Group	2017	2024	2025	2026	2027	2032	2040	CAGR (%)
ASEAN	xx.xx	xx.xx	xx.xx	xx.xx	xx.xx	xx.xx	xx.xx	xx.xx
BRICS	xx.xx	xx.xx	xx.xx	xx.xx	xx.xx	xx.xx	xx.xx	xx.xx
European Union	xx.xx	xx.xx	xx.xx	xx.xx	xx.xx	xx.xx	xx.xx	xx.xx
G7	xx.xx	xx.xx	xx.xx	xx.xx	xx.xx	xx.xx	xx.xx	xx.xx
GCC	xx.xx	xx.xx	xx.xx	xx.xx	xx.xx	xx.xx	xx.xx	xx.xx
NATO	xx.xx	xx.xx	xx.xx	xx.xx	xx.xx	xx.xx	xx.xx	xx.xx

Table 74. Global Medical Imaging Equipment Maintenance Services Market Size, by Diagnostic and Screening Imaging, by Country, 2017-2040 (USD Million)

Country	2017	2024	2025	2026	2027	2032	2040	CAGR (%)
Australia	xx.xx	xx.xx	xx.xx	xx.xx	xx.xx	xx.xx	xx.xx	xx.xx
Brazil	xx.xx	xx.xx	xx.xx	xx.xx	xx.xx	xx.xx	xx.xx	xx.xx
Canada	xx.xx	xx.xx	xx.xx	xx.xx	xx.xx	xx.xx	xx.xx	xx.xx
China	xx.xx	xx.xx	xx.xx	xx.xx	xx.xx	xx.xx	xx.xx	xx.xx
France	xx.xx	xx.xx	xx.xx	xx.xx	xx.xx	xx.xx	xx.xx	xx.xx
Germany	xx.xx	xx.xx	xx.xx	xx.xx	xx.xx	xx.xx	xx.xx	xx.xx
India	xx.xx	xx.xx	xx.xx	xx.xx	xx.xx	xx.xx	xx.xx	xx.xx
Italy	xx.xx	xx.xx	xx.xx	xx.xx	xx.xx	xx.xx	xx.xx	xx.xx
Japan	xx.xx	xx.xx	xx.xx	xx.xx	xx.xx	xx.xx	xx.xx	xx.xx
Mexico	xx.xx	xx.xx	xx.xx	xx.xx	xx.xx	xx.xx	xx.xx	xx.xx
Russia	xx.xx	xx.xx	xx.xx	xx.xx	xx.xx	xx.xx	xx.xx	xx.xx
South Korea	xx.xx	xx.xx	xx.xx	xx.xx	xx.xx	xx.xx	xx.xx	xx.xx
Spain	xx.xx	xx.xx	xx.xx	xx.xx	xx.xx	xx.xx	xx.xx	xx.xx
United Kingdom	xx.xx	xx.xx	xx.xx	xx.xx	xx.xx	xx.xx	xx.xx	xx.xx
United States	xx.xx	xx.xx	xx.xx	xx.xx	xx.xx	xx.xx	xx.xx	xx.xx
Others	xx.xx	xx.xx	xx.xx	xx.xx	xx.xx	xx.xx	xx.xx	xx.xx
Total	**xx.xx**	**xx.xx**	**xx.xx**	**xx.xx**	**xx.xx**	**xx.xx**	**xx.xx**	**xx.xx**

Sources & Evidence

1. Radiation Protection and Safety in Medical Uses of Ionizing Radiation - Specific Safety Guide No. SSG-46
   - Taxonomy evidence: The guide recognizes diagnostic radiographic and fluoroscopic uses across general, dental and specialized imaging.
2. WHO list of priority medical devices for cancer management
   - Taxonomy evidence: The publication organizes cancer-device requirements across screening, diagnosis and monitoring, and identifies medical imaging and nuclear medicine as a healthcare service unit. It supports these end-use purposes, not their maintenance-market allocation.

3. GE HealthCare Technologies Inc. - 2025 Form 10-K
   - Evidence informing the 2023 market-value input; displayed series and growth include calculations: Reported services revenue of USD xx.xx supplies a historical commercial-activity proxy; it is broader than imaging maintenance.
   - Evidence informing the 2024 market-value input; displayed series and growth include calculations: Reported services revenue of USD xx.xx supplies the comparable historical proxy.
   - Evidence informing base-year allocation inputs; displayed values and growth are calculated: Destination-sales cross-check; broader than maintenance.
   - Evidence informing forecast-year allocation inputs; displayed values and growth are calculated: Destination-sales cross-check; broader than maintenance.
   - Evidence informing base-year allocation inputs; displayed values and growth are calculated: EMEA commercial-scale cross-check.
   - Evidence informing forecast-year allocation inputs; displayed values and growth are calculated: EMEA commercial-scale cross-check.
   - Evidence informing base-year allocation inputs; displayed values and growth are calculated: China commercial activity and 2025 growth counterevidence.
   - Evidence informing forecast-year allocation inputs; displayed values and growth are calculated: China commercial activity and 2025 growth counterevidence.
   - Evidence informing base-year allocation inputs; displayed values and growth are calculated: U.S. destination sales were USD xx.xx, not maintenance-only revenue.
   - Evidence informing forecast-year allocation inputs; displayed values and growth are calculated: U.S. destination sales were USD xx.xx, not maintenance-only revenue.
   - Evidence informing base-year allocation inputs; displayed values and growth are calculated: China destination sales were USD xx.xx; regional sales declined in 2025.
   - Evidence informing forecast-year allocation inputs; displayed values and growth are calculated: China destination sales were USD xx.xx; regional sales declined in 2025.
4. GE HealthCare Technologies Inc. - 2022 Form 10-K
   - Evidence informing the 2020 market-value input; displayed series and growth include calculations: Services revenue of USD xx.xx anchors the high-cost equipment cohort's historical activity index.
   - Evidence informing the 2021 market-value input; displayed series and growth include calculations: Services revenue of USD xx.xx supplies the comparable activity index.
   - Evidence informing the 2022 market-value input; displayed series and growth include calculations: Services revenue of USD xx.xx supplies the activity index. The filing attributes the services decline primarily to unfavorable currency effects.
5. Health at a Glance 2025 - Diagnostic Technologies
   - Evidence informing the 2032 market-value input; displayed series and growth include calculations: Long-run increases in imaging activity support continued equipment demand; examination volumes are not substituted for maintenance revenue.
   - Evidence informing the 2040 market-value input; displayed series and growth include calculations: The observed country variation and incomplete coverage constrain long-run stock-growth assumptions and prohibit uniform worldwide density extrapolation.
6. OnWatch Predict
   - Evidence informing the 2032 market-value input; displayed series and growth include calculations: Conditional reported benefits support considering a service-efficiency counterforce, not applying downtime reductions directly to service revenue.
   - Evidence informing the 2040 market-value input; displayed series and growth include calculations: The offering supports retaining human and component fulfillment costs in the long-run forecast; it does not establish autonomous servicing or engineer replacement.

7. Unite In-House Service Solutions
   - Evidence informing the 2032 market-value input; displayed series and growth include calculations: The retained-labor boundary supports the modeled purchased-scope counterforce, without measuring future adoption.
   - Evidence informing the 2040 market-value input; displayed series and growth include calculations: The offering supports maintaining a distinction between installed equipment obligations and externally purchased service expenditure.
8. Philips Standard Terms and Conditions of Service, Revision 23, April 2024
   - Evidence informing the 2032 market-value input; displayed series and growth include calculations: Published lifecycle terms condition post-End-of-Life repair on parts and trained-personnel availability and remove the earlier uptime guarantee. These constrain assumed indefinite support extension.
   - Evidence informing the 2040 market-value input; displayed series and growth include calculations: The lifecycle conditions support including retirement and support limitations in long-run growth assumptions, but do not establish a dated global withdrawal event.
9. Health at a Glance 2025 - Diagnostic Technologies
   - Evidence informing base-year allocation inputs; displayed values and growth are calculated: Imaging-stock comparator.
   - Evidence informing forecast-year allocation inputs; displayed values and growth are calculated: Imaging-stock comparator.
   - Evidence informing base-year allocation inputs; displayed values and growth are calculated: Coverage limitation.
   - Evidence informing forecast-year allocation inputs; displayed values and growth are calculated: Coverage limitation.
10. Health at a Glance: Latin America and the Caribbean 2023 - Medical Technologies
    - Evidence informing base-year allocation inputs; displayed values and growth are calculated: Brazil's CT and MRI densities anchor the equipment-linked expenditure proxy.
    - Evidence informing forecast-year allocation inputs; displayed values and growth are calculated: Brazil's CT and MRI densities anchor the equipment-linked expenditure proxy.
    - Evidence informing base-year allocation inputs; displayed values and growth are calculated: Heterogeneous regional equipment availability and partial coverage constrain the allocation model.
    - Evidence informing forecast-year allocation inputs; displayed values and growth are calculated: Heterogeneous regional equipment availability and partial coverage constrain the allocation model.
11. Health at a Glance: Asia/Pacific 2024 - Medical Technologies
    - Evidence informing base-year allocation inputs; displayed values and growth are calculated: Density and reimbursement-coverage anchors.
    - Evidence informing forecast-year allocation inputs; displayed values and growth are calculated: Density and reimbursement-coverage anchors.
    - Evidence informing base-year allocation inputs; displayed values and growth are calculated: High installed-density anchor.
    - Evidence informing forecast-year allocation inputs; displayed values and growth are calculated: High installed-density anchor.
    - Evidence informing base-year allocation inputs; displayed values and growth are calculated: Installed-density anchor.
    - Evidence informing forecast-year allocation inputs; displayed values and growth are calculated: Installed-density anchor.
    - Evidence informing base-year allocation inputs; displayed values and growth are calculated: Regional heterogeneity constrains uniform-density and uniform-access assumptions.
    - Evidence informing forecast-year allocation inputs; displayed values and growth are calculated: Regional heterogeneity constrains uniform-density and uniform-access assumptions.

12. Assessment of Breast Cancer Control Capacities in the WHO African Region in 2022
    - Evidence informing base-year allocation inputs; displayed values and growth are calculated: Survey coverage and equipment scarcity constrain extrapolation across Africa.
    - Evidence informing forecast-year allocation inputs; displayed values and growth are calculated: Survey coverage and equipment scarcity constrain extrapolation across Africa.
13. Hospital Equipment Maintenance Requirements - CMS Memorandum 14-07-Hospital
    - Evidence informing base-year allocation inputs; displayed values and growth are calculated: Imaging maintenance must follow manufacturer recommendations; this is not an exclusive OEM purchasing award.
    - Evidence informing forecast-year allocation inputs; displayed values and growth are calculated: Imaging maintenance must follow manufacturer recommendations; this is not an exclusive OEM purchasing award.
14. Managed Neutral Vendor Services - East of England Collaborative Procurement Hub
    - Evidence informing forecast-year allocation inputs; displayed values and growth are calculated: The framework starts January xx.xx 2026 and requires mini-competition; admission is not realized maintenance revenue.
15. Diagnostic Imaging Accreditation Scheme - Australian Commission on Safety and Quality in Health Care
    - Evidence informing base-year allocation inputs; displayed values and growth are calculated: Equipment-appropriate training, local licensing and records constrain service access, without measuring an outsourcing share.
    - Evidence informing forecast-year allocation inputs; displayed values and growth are calculated: Equipment-appropriate training, local licensing and records constrain service access, without measuring an outsourcing share.

9.2. Image-Guided Intervention

Table 75. Global Medical Imaging Equipment Maintenance Services Market Size, by Image-Guided Intervention, by Region, 2017-2040 (USD Million)

Region	2017	2024	2025	2026	2027	2032	2040	CAGR (%)
Africa	xx.xx	xx.xx	xx.xx	xx.xx	xx.xx	xx.xx	xx.xx	xx.xx
Asia-Pacific	xx.xx	xx.xx	xx.xx	xx.xx	xx.xx	xx.xx	xx.xx	xx.xx
Europe	xx.xx	xx.xx	xx.xx	xx.xx	xx.xx	xx.xx	xx.xx	xx.xx
Latin America	xx.xx	xx.xx	xx.xx	xx.xx	xx.xx	xx.xx	xx.xx	xx.xx
Middle East	xx.xx	xx.xx	xx.xx	xx.xx	xx.xx	xx.xx	xx.xx	xx.xx
North America	xx.xx	xx.xx	xx.xx	xx.xx	xx.xx	xx.xx	xx.xx	xx.xx
Total	**xx.xx**	**xx.xx**	**xx.xx**	**xx.xx**	**xx.xx**	**xx.xx**	**xx.xx**	**xx.xx**

Table 76. Global Medical Imaging Equipment Maintenance Services Market Size, by Image-Guided Intervention, by Group, 2017-2040 (USD Million)

Group	2017	2024	2025	2026	2027	2032	2040	CAGR (%)
ASEAN	xx.xx	xx.xx	xx.xx	xx.xx	xx.xx	xx.xx	xx.xx	xx.xx
BRICS	xx.xx	xx.xx	xx.xx	xx.xx	xx.xx	xx.xx	xx.xx	xx.xx
European Union	xx.xx	xx.xx	xx.xx	xx.xx	xx.xx	xx.xx	xx.xx	xx.xx
G7	xx.xx	xx.xx	xx.xx	xx.xx	xx.xx	xx.xx	xx.xx	xx.xx
GCC	xx.xx	xx.xx	xx.xx	xx.xx	xx.xx	xx.xx	xx.xx	xx.xx
NATO	xx.xx	xx.xx	xx.xx	xx.xx	xx.xx	xx.xx	xx.xx	xx.xx

Table 77. Global Medical Imaging Equipment Maintenance Services Market Size, by Image-Guided Intervention, by Country, 2017-2040 (USD Million)

Country	2017	2024	2025	2026	2027	2032	2040	CAGR (%)
Australia	xx.xx	xx.xx	xx.xx	xx.xx	xx.xx	xx.xx	xx.xx	xx.xx
Brazil	xx.xx	xx.xx	xx.xx	xx.xx	xx.xx	xx.xx	xx.xx	xx.xx
Canada	xx.xx	xx.xx	xx.xx	xx.xx	xx.xx	xx.xx	xx.xx	xx.xx
China	xx.xx	xx.xx	xx.xx	xx.xx	xx.xx	xx.xx	xx.xx	xx.xx
France	xx.xx	xx.xx	xx.xx	xx.xx	xx.xx	xx.xx	xx.xx	xx.xx
Germany	xx.xx	xx.xx	xx.xx	xx.xx	xx.xx	xx.xx	xx.xx	xx.xx
India	xx.xx	xx.xx	xx.xx	xx.xx	xx.xx	xx.xx	xx.xx	xx.xx
Italy	xx.xx	xx.xx	xx.xx	xx.xx	xx.xx	xx.xx	xx.xx	xx.xx
Japan	xx.xx	xx.xx	xx.xx	xx.xx	xx.xx	xx.xx	xx.xx	xx.xx
Mexico	xx.xx	xx.xx	xx.xx	xx.xx	xx.xx	xx.xx	xx.xx	xx.xx
Russia	xx.xx	xx.xx	xx.xx	xx.xx	xx.xx	xx.xx	xx.xx	xx.xx
South Korea	xx.xx	xx.xx	xx.xx	xx.xx	xx.xx	xx.xx	xx.xx	xx.xx
Spain	xx.xx	xx.xx	xx.xx	xx.xx	xx.xx	xx.xx	xx.xx	xx.xx
United Kingdom	xx.xx	xx.xx	xx.xx	xx.xx	xx.xx	xx.xx	xx.xx	xx.xx
United States	xx.xx	xx.xx	xx.xx	xx.xx	xx.xx	xx.xx	xx.xx	xx.xx
Others	xx.xx	xx.xx	xx.xx	xx.xx	xx.xx	xx.xx	xx.xx	xx.xx
Total	**xx.xx**	**xx.xx**	**xx.xx**	**xx.xx**	**xx.xx**	**xx.xx**	**xx.xx**	**xx.xx**

Sources & Evidence

1. Radiation Protection and Safety in Medical Uses of Ionizing Radiation - Specific Safety Guide No. SSG-46
   - Taxonomy evidence: Image-guided intervention is identified separately and can support diagnostic as well as therapeutic procedures; diagnostic intent alone therefore does not distinguish it from routine imaging.

2. Multi Modality Imaging Equipment and Maintenance Framework - Prior Information Notice NP16726
   - Taxonomy evidence: The proposed maintenance lot explicitly includes interventional equipment and mammography biopsy systems. This establishes a public purchasing category, not an awarded contract or retrospective 2025 demand.
3. GE HealthCare Technologies Inc. - 2025 Form 10-K
   - Evidence informing the 2023 market-value input; displayed series and growth include calculations: Reported services revenue of USD xx.xx supplies a historical commercial-activity proxy; it is broader than imaging maintenance.
   - Evidence informing the 2024 market-value input; displayed series and growth include calculations: Reported services revenue of USD xx.xx supplies the comparable historical proxy.
   - Evidence informing base-year allocation inputs; displayed values and growth are calculated: Destination-sales cross-check; broader than maintenance.
   - Evidence informing forecast-year allocation inputs; displayed values and growth are calculated: Destination-sales cross-check; broader than maintenance.
   - Evidence informing base-year allocation inputs; displayed values and growth are calculated: EMEA commercial-scale cross-check.
   - Evidence informing forecast-year allocation inputs; displayed values and growth are calculated: EMEA commercial-scale cross-check.
   - Evidence informing base-year allocation inputs; displayed values and growth are calculated: China commercial activity and 2025 growth counterevidence.
   - Evidence informing forecast-year allocation inputs; displayed values and growth are calculated: China commercial activity and 2025 growth counterevidence.
   - Evidence informing base-year allocation inputs; displayed values and growth are calculated: U.S. destination sales were USD xx.xx, not maintenance-only revenue.
   - Evidence informing forecast-year allocation inputs; displayed values and growth are calculated: U.S. destination sales were USD xx.xx, not maintenance-only revenue.
   - Evidence informing base-year allocation inputs; displayed values and growth are calculated: China destination sales were USD xx.xx; regional sales declined in 2025.
   - Evidence informing forecast-year allocation inputs; displayed values and growth are calculated: China destination sales were USD xx.xx; regional sales declined in 2025.
4. GE HealthCare Technologies Inc. - 2022 Form 10-K
   - Evidence informing the 2020 market-value input; displayed series and growth include calculations: Services revenue of USD xx.xx anchors the high-cost equipment cohort's historical activity index.
   - Evidence informing the 2021 market-value input; displayed series and growth include calculations: Services revenue of USD xx.xx supplies the comparable activity index.
   - Evidence informing the 2022 market-value input; displayed series and growth include calculations: Services revenue of USD xx.xx supplies the activity index. The filing attributes the services decline primarily to unfavorable currency effects.
5. Health at a Glance 2025 - Diagnostic Technologies
   - Evidence informing the 2032 market-value input; displayed series and growth include calculations: Long-run increases in imaging activity support continued equipment demand; examination volumes are not substituted for maintenance revenue.
   - Evidence informing the 2040 market-value input; displayed series and growth include calculations: The observed country variation and incomplete coverage constrain long-run stock-growth assumptions and prohibit uniform worldwide density extrapolation.
6. OnWatch Predict
   - Evidence informing the 2032 market-value input; displayed series and growth include calculations: Conditional reported benefits support considering a service-efficiency counterforce, not applying downtime reductions directly to service revenue.
   - Evidence informing the 2040 market-value input; displayed series and growth include calculations: The offering supports retaining human and component fulfillment costs in the long-run forecast; it does not establish autonomous servicing or engineer replacement.

7. Unite In-House Service Solutions
   - Evidence informing the 2032 market-value input; displayed series and growth include calculations: The retained-labor boundary supports the modeled purchased-scope counterforce, without measuring future adoption.
   - Evidence informing the 2040 market-value input; displayed series and growth include calculations: The offering supports maintaining a distinction between installed equipment obligations and externally purchased service expenditure.
8. Philips Standard Terms and Conditions of Service, Revision 23, April 2024
   - Evidence informing the 2032 market-value input; displayed series and growth include calculations: Published lifecycle terms condition post-End-of-Life repair on parts and trained-personnel availability and remove the earlier uptime guarantee. These constrain assumed indefinite support extension.
   - Evidence informing the 2040 market-value input; displayed series and growth include calculations: The lifecycle conditions support including retirement and support limitations in long-run growth assumptions, but do not establish a dated global withdrawal event.
9. Health at a Glance 2025 - Diagnostic Technologies
   - Evidence informing base-year allocation inputs; displayed values and growth are calculated: Imaging-stock comparator.
   - Evidence informing forecast-year allocation inputs; displayed values and growth are calculated: Imaging-stock comparator.
   - Evidence informing base-year allocation inputs; displayed values and growth are calculated: Coverage limitation.
   - Evidence informing forecast-year allocation inputs; displayed values and growth are calculated: Coverage limitation.
10. Health at a Glance: Latin America and the Caribbean 2023 - Medical Technologies
    - Evidence informing base-year allocation inputs; displayed values and growth are calculated: Brazil's CT and MRI densities anchor the equipment-linked expenditure proxy.
    - Evidence informing forecast-year allocation inputs; displayed values and growth are calculated: Brazil's CT and MRI densities anchor the equipment-linked expenditure proxy.
    - Evidence informing base-year allocation inputs; displayed values and growth are calculated: Heterogeneous regional equipment availability and partial coverage constrain the allocation model.
    - Evidence informing forecast-year allocation inputs; displayed values and growth are calculated: Heterogeneous regional equipment availability and partial coverage constrain the allocation model.
11. Health at a Glance: Asia/Pacific 2024 - Medical Technologies
    - Evidence informing base-year allocation inputs; displayed values and growth are calculated: Density and reimbursement-coverage anchors.
    - Evidence informing forecast-year allocation inputs; displayed values and growth are calculated: Density and reimbursement-coverage anchors.
    - Evidence informing base-year allocation inputs; displayed values and growth are calculated: High installed-density anchor.
    - Evidence informing forecast-year allocation inputs; displayed values and growth are calculated: High installed-density anchor.
    - Evidence informing base-year allocation inputs; displayed values and growth are calculated: Installed-density anchor.
    - Evidence informing forecast-year allocation inputs; displayed values and growth are calculated: Installed-density anchor.
    - Evidence informing base-year allocation inputs; displayed values and growth are calculated: Regional heterogeneity constrains uniform-density and uniform-access assumptions.
    - Evidence informing forecast-year allocation inputs; displayed values and growth are calculated: Regional heterogeneity constrains uniform-density and uniform-access assumptions.

12. Assessment of Breast Cancer Control Capacities in the WHO African Region in 2022
    - Evidence informing base-year allocation inputs; displayed values and growth are calculated: Survey coverage and equipment scarcity constrain extrapolation across Africa.
    - Evidence informing forecast-year allocation inputs; displayed values and growth are calculated: Survey coverage and equipment scarcity constrain extrapolation across Africa.
13. Hospital Equipment Maintenance Requirements - CMS Memorandum 14-07-Hospital
    - Evidence informing base-year allocation inputs; displayed values and growth are calculated: Imaging maintenance must follow manufacturer recommendations; this is not an exclusive OEM purchasing award.
    - Evidence informing forecast-year allocation inputs; displayed values and growth are calculated: Imaging maintenance must follow manufacturer recommendations; this is not an exclusive OEM purchasing award.
14. Managed Neutral Vendor Services - East of England Collaborative Procurement Hub
    - Evidence informing forecast-year allocation inputs; displayed values and growth are calculated: The framework starts January xx.xx 2026 and requires mini-competition; admission is not realized maintenance revenue.
15. Diagnostic Imaging Accreditation Scheme - Australian Commission on Safety and Quality in Health Care
    - Evidence informing base-year allocation inputs; displayed values and growth are calculated: Equipment-appropriate training, local licensing and records constrain service access, without measuring an outsourcing share.
    - Evidence informing forecast-year allocation inputs; displayed values and growth are calculated: Equipment-appropriate training, local licensing and records constrain service access, without measuring an outsourcing share.

9.3. Shared-Use Imaging

Table 78. Global Medical Imaging Equipment Maintenance Services Market Size, by Shared-Use Imaging, by Region, 2017-2040 (USD Million)

Region	2017	2024	2025	2026	2027	2032	2040	CAGR (%)
Africa	xx.xx	xx.xx	xx.xx	xx.xx	xx.xx	xx.xx	xx.xx	xx.xx
Asia-Pacific	xx.xx	xx.xx	xx.xx	xx.xx	xx.xx	xx.xx	xx.xx	xx.xx
Europe	xx.xx	xx.xx	xx.xx	xx.xx	xx.xx	xx.xx	xx.xx	xx.xx
Latin America	xx.xx	xx.xx	xx.xx	xx.xx	xx.xx	xx.xx	xx.xx	xx.xx
Middle East	xx.xx	xx.xx	xx.xx	xx.xx	xx.xx	xx.xx	xx.xx	xx.xx
North America	xx.xx	xx.xx	xx.xx	xx.xx	xx.xx	xx.xx	xx.xx	xx.xx
Total	**xx.xx**	**xx.xx**	**xx.xx**	**xx.xx**	**xx.xx**	**xx.xx**	**xx.xx**	**xx.xx**

Table 79. Global Medical Imaging Equipment Maintenance Services Market Size, by Shared-Use Imaging, by Group, 2017-2040 (USD Million)

Group	2017	2024	2025	2026	2027	2032	2040	CAGR (%)
ASEAN	xx.xx	xx.xx	xx.xx	xx.xx	xx.xx	xx.xx	xx.xx	xx.xx
BRICS	xx.xx	xx.xx	xx.xx	xx.xx	xx.xx	xx.xx	xx.xx	xx.xx
European Union	xx.xx	xx.xx	xx.xx	xx.xx	xx.xx	xx.xx	xx.xx	xx.xx
G7	xx.xx	xx.xx	xx.xx	xx.xx	xx.xx	xx.xx	xx.xx	xx.xx
GCC	xx.xx	xx.xx	xx.xx	xx.xx	xx.xx	xx.xx	xx.xx	xx.xx
NATO	xx.xx	xx.xx	xx.xx	xx.xx	xx.xx	xx.xx	xx.xx	xx.xx

Table 80. Global Medical Imaging Equipment Maintenance Services Market Size, by Shared-Use Imaging, by Country, 2017-2040 (USD Million)

Country	2017	2024	2025	2026	2027	2032	2040	CAGR (%)
Australia	xx.xx	xx.xx	xx.xx	xx.xx	xx.xx	xx.xx	xx.xx	xx.xx
Brazil	xx.xx	xx.xx	xx.xx	xx.xx	xx.xx	xx.xx	xx.xx	xx.xx
Canada	xx.xx	xx.xx	xx.xx	xx.xx	xx.xx	xx.xx	xx.xx	xx.xx
China	xx.xx	xx.xx	xx.xx	xx.xx	xx.xx	xx.xx	xx.xx	xx.xx
France	xx.xx	xx.xx	xx.xx	xx.xx	xx.xx	xx.xx	xx.xx	xx.xx
Germany	xx.xx	xx.xx	xx.xx	xx.xx	xx.xx	xx.xx	xx.xx	xx.xx
India	xx.xx	xx.xx	xx.xx	xx.xx	xx.xx	xx.xx	xx.xx	xx.xx
Italy	xx.xx	xx.xx	xx.xx	xx.xx	xx.xx	xx.xx	xx.xx	xx.xx
Japan	xx.xx	xx.xx	xx.xx	xx.xx	xx.xx	xx.xx	xx.xx	xx.xx
Mexico	xx.xx	xx.xx	xx.xx	xx.xx	xx.xx	xx.xx	xx.xx	xx.xx
Russia	xx.xx	xx.xx	xx.xx	xx.xx	xx.xx	xx.xx	xx.xx	xx.xx
South Korea	xx.xx	xx.xx	xx.xx	xx.xx	xx.xx	xx.xx	xx.xx	xx.xx
Spain	xx.xx	xx.xx	xx.xx	xx.xx	xx.xx	xx.xx	xx.xx	xx.xx
United Kingdom	xx.xx	xx.xx	xx.xx	xx.xx	xx.xx	xx.xx	xx.xx	xx.xx
United States	xx.xx	xx.xx	xx.xx	xx.xx	xx.xx	xx.xx	xx.xx	xx.xx
Others	xx.xx	xx.xx	xx.xx	xx.xx	xx.xx	xx.xx	xx.xx	xx.xx
Total	**xx.xx**	**xx.xx**	**xx.xx**	**xx.xx**	**xx.xx**	**xx.xx**	**xx.xx**	**xx.xx**

Sources & Evidence

1. Bupa Cromwell Hospital - Care Quality Commission Quality Report, June 1, 2017

   · Taxonomy evidence: The inspection report published June xx.xx 2017 records a CT scanner shared by radiology and radiotherapy departments and discusses its maintainability. This establishes historical departmental co-use, but not the exact clinical-role mix, inseparable maintenance pricing or 2025 prevalence.

2. GE HealthCare Technologies Inc. - 2025 Form 10-K
   - Evidence informing the 2023 market-value input; displayed series and growth include calculations: Reported services revenue of USD xx.xx supplies a historical commercial-activity proxy; it is broader than imaging maintenance.
   - Evidence informing the 2024 market-value input; displayed series and growth include calculations: Reported services revenue of USD xx.xx supplies the comparable historical proxy.
   - Evidence informing base-year allocation inputs; displayed values and growth are calculated: Destination-sales cross-check; broader than maintenance.
   - Evidence informing forecast-year allocation inputs; displayed values and growth are calculated: Destination-sales cross-check; broader than maintenance.
   - Evidence informing base-year allocation inputs; displayed values and growth are calculated: EMEA commercial-scale cross-check.
   - Evidence informing forecast-year allocation inputs; displayed values and growth are calculated: EMEA commercial-scale cross-check.
   - Evidence informing base-year allocation inputs; displayed values and growth are calculated: China commercial activity and 2025 growth counterevidence.
   - Evidence informing forecast-year allocation inputs; displayed values and growth are calculated: China commercial activity and 2025 growth counterevidence.
   - Evidence informing base-year allocation inputs; displayed values and growth are calculated: U.S. destination sales were USD xx.xx, not maintenance-only revenue.
   - Evidence informing forecast-year allocation inputs; displayed values and growth are calculated: U.S. destination sales were USD xx.xx, not maintenance-only revenue.
   - Evidence informing base-year allocation inputs; displayed values and growth are calculated: China destination sales were USD xx.xx; regional sales declined in 2025.
   - Evidence informing forecast-year allocation inputs; displayed values and growth are calculated: China destination sales were USD xx.xx; regional sales declined in 2025.
3. GE HealthCare Technologies Inc. - 2022 Form 10-K
   - Evidence informing the 2020 market-value input; displayed series and growth include calculations: Services revenue of USD xx.xx anchors the high-cost equipment cohort's historical activity index.
   - Evidence informing the 2021 market-value input; displayed series and growth include calculations: Services revenue of USD xx.xx supplies the comparable activity index.
   - Evidence informing the 2022 market-value input; displayed series and growth include calculations: Services revenue of USD xx.xx supplies the activity index. The filing attributes the services decline primarily to unfavorable currency effects.
4. Health at a Glance 2025 - Diagnostic Technologies
   - Evidence informing the 2032 market-value input; displayed series and growth include calculations: Long-run increases in imaging activity support continued equipment demand; examination volumes are not substituted for maintenance revenue.
   - Evidence informing the 2040 market-value input; displayed series and growth include calculations: The observed country variation and incomplete coverage constrain long-run stock-growth assumptions and prohibit uniform worldwide density extrapolation.
5. OnWatch Predict
   - Evidence informing the 2032 market-value input; displayed series and growth include calculations: Conditional reported benefits support considering a service-efficiency counterforce, not applying downtime reductions directly to service revenue.
   - Evidence informing the 2040 market-value input; displayed series and growth include calculations: The offering supports retaining human and component fulfillment costs in the long-run forecast; it does not establish autonomous servicing or engineer replacement.

6. Unite In-House Service Solutions
   - Evidence informing the 2032 market-value input; displayed series and growth include calculations: The retained-labor boundary supports the modeled purchased-scope counterforce, without measuring future adoption.
   - Evidence informing the 2040 market-value input; displayed series and growth include calculations: The offering supports maintaining a distinction between installed equipment obligations and externally purchased service expenditure.
7. Philips Standard Terms and Conditions of Service, Revision 23, April 2024
   - Evidence informing the 2032 market-value input; displayed series and growth include calculations: Published lifecycle terms condition post-End-of-Life repair on parts and trained-personnel availability and remove the earlier uptime guarantee. These constrain assumed indefinite support extension.
   - Evidence informing the 2040 market-value input; displayed series and growth include calculations: The lifecycle conditions support including retirement and support limitations in long-run growth assumptions, but do not establish a dated global withdrawal event.
8. Health at a Glance 2025 - Diagnostic Technologies
   - Evidence informing base-year allocation inputs; displayed values and growth are calculated: Imaging-stock comparator.
   - Evidence informing forecast-year allocation inputs; displayed values and growth are calculated: Imaging-stock comparator.
   - Evidence informing base-year allocation inputs; displayed values and growth are calculated: Coverage limitation.
   - Evidence informing forecast-year allocation inputs; displayed values and growth are calculated: Coverage limitation.
9. Health at a Glance: Latin America and the Caribbean 2023 - Medical Technologies
   - Evidence informing base-year allocation inputs; displayed values and growth are calculated: Brazil's CT and MRI densities anchor the equipment-linked expenditure proxy.
   - Evidence informing forecast-year allocation inputs; displayed values and growth are calculated: Brazil's CT and MRI densities anchor the equipment-linked expenditure proxy.
   - Evidence informing base-year allocation inputs; displayed values and growth are calculated: Heterogeneous regional equipment availability and partial coverage constrain the allocation model.
   - Evidence informing forecast-year allocation inputs; displayed values and growth are calculated: Heterogeneous regional equipment availability and partial coverage constrain the allocation model.
10. Health at a Glance: Asia/Pacific 2024 - Medical Technologies
    - Evidence informing base-year allocation inputs; displayed values and growth are calculated: Density and reimbursement-coverage anchors.
    - Evidence informing forecast-year allocation inputs; displayed values and growth are calculated: Density and reimbursement-coverage anchors.
    - Evidence informing base-year allocation inputs; displayed values and growth are calculated: High installed-density anchor.
    - Evidence informing forecast-year allocation inputs; displayed values and growth are calculated: High installed-density anchor.
    - Evidence informing base-year allocation inputs; displayed values and growth are calculated: Installed-density anchor.
    - Evidence informing forecast-year allocation inputs; displayed values and growth are calculated: Installed-density anchor.
    - Evidence informing base-year allocation inputs; displayed values and growth are calculated: Regional heterogeneity constrains uniform-density and uniform-access assumptions.
    - Evidence informing forecast-year allocation inputs; displayed values and growth are calculated: Regional heterogeneity constrains uniform-density and uniform-access assumptions.

11. Assessment of Breast Cancer Control Capacities in the WHO African Region in 2022
    - Evidence informing base-year allocation inputs; displayed values and growth are calculated: Survey coverage and equipment scarcity constrain extrapolation across Africa.
    - Evidence informing forecast-year allocation inputs; displayed values and growth are calculated: Survey coverage and equipment scarcity constrain extrapolation across Africa.
12. Hospital Equipment Maintenance Requirements - CMS Memorandum 14-07-Hospital
    - Evidence informing base-year allocation inputs; displayed values and growth are calculated: Imaging maintenance must follow manufacturer recommendations; this is not an exclusive OEM purchasing award.
    - Evidence informing forecast-year allocation inputs; displayed values and growth are calculated: Imaging maintenance must follow manufacturer recommendations; this is not an exclusive OEM purchasing award.
13. Managed Neutral Vendor Services - East of England Collaborative Procurement Hub
    - Evidence informing forecast-year allocation inputs; displayed values and growth are calculated: The framework starts January xx.xx 2026 and requires mini-competition; admission is not realized maintenance revenue.
14. Diagnostic Imaging Accreditation Scheme - Australian Commission on Safety and Quality in Health Care
    - Evidence informing base-year allocation inputs; displayed values and growth are calculated: Equipment-appropriate training, local licensing and records constrain service access, without measuring an outsourcing share.
    - Evidence informing forecast-year allocation inputs; displayed values and growth are calculated: Equipment-appropriate training, local licensing and records constrain service access, without measuring an outsourcing share.

9.4. Treatment-Planning Imaging

Table 81. Global Medical Imaging Equipment Maintenance Services Market Size, by Treatment-Planning Imaging, by Region, 2017-2040 (USD Million)

Region	2017	2024	2025	2026	2027	2032	2040	CAGR (%)
Africa	xx.xx	xx.xx	xx.xx	xx.xx	xx.xx	xx.xx	xx.xx	xx.xx
Asia-Pacific	xx.xx	xx.xx	xx.xx	xx.xx	xx.xx	xx.xx	xx.xx	xx.xx
Europe	xx.xx	xx.xx	xx.xx	xx.xx	xx.xx	xx.xx	xx.xx	xx.xx
Latin America	xx.xx	xx.xx	xx.xx	xx.xx	xx.xx	xx.xx	xx.xx	xx.xx
Middle East	xx.xx	xx.xx	xx.xx	xx.xx	xx.xx	xx.xx	xx.xx	xx.xx
North America	xx.xx	xx.xx	xx.xx	xx.xx	xx.xx	xx.xx	xx.xx	xx.xx
Total	**xx.xx**	**xx.xx**	**xx.xx**	**xx.xx**	**xx.xx**	**xx.xx**	**xx.xx**	**xx.xx**

Table 82. Global Medical Imaging Equipment Maintenance Services Market Size, by Treatment-Planning Imaging, by Group, 2017-2040 (USD Million)

Group	2017	2024	2025	2026	2027	2032	2040	CAGR (%)
ASEAN	xx.xx	xx.xx	xx.xx	xx.xx	xx.xx	xx.xx	xx.xx	xx.xx
BRICS	xx.xx	xx.xx	xx.xx	xx.xx	xx.xx	xx.xx	xx.xx	xx.xx
European Union	xx.xx	xx.xx	xx.xx	xx.xx	xx.xx	xx.xx	xx.xx	xx.xx
G7	xx.xx	xx.xx	xx.xx	xx.xx	xx.xx	xx.xx	xx.xx	xx.xx
GCC	xx.xx	xx.xx	xx.xx	xx.xx	xx.xx	xx.xx	xx.xx	xx.xx
NATO	xx.xx	xx.xx	xx.xx	xx.xx	xx.xx	xx.xx	xx.xx	xx.xx

Table 83. Global Medical Imaging Equipment Maintenance Services Market Size, by Treatment-Planning Imaging, by Country, 2017-2040 (USD Million)

Country	2017	2024	2025	2026	2027	2032	2040	CAGR (%)
Australia	xx.xx	xx.xx	xx.xx	xx.xx	xx.xx	xx.xx	xx.xx	xx.xx
Brazil	xx.xx	xx.xx	xx.xx	xx.xx	xx.xx	xx.xx	xx.xx	xx.xx
Canada	xx.xx	xx.xx	xx.xx	xx.xx	xx.xx	xx.xx	xx.xx	xx.xx
China	xx.xx	xx.xx	xx.xx	xx.xx	xx.xx	xx.xx	xx.xx	xx.xx
France	xx.xx	xx.xx	xx.xx	xx.xx	xx.xx	xx.xx	xx.xx	xx.xx
Germany	xx.xx	xx.xx	xx.xx	xx.xx	xx.xx	xx.xx	xx.xx	xx.xx
India	xx.xx	xx.xx	xx.xx	xx.xx	xx.xx	xx.xx	xx.xx	xx.xx
Italy	xx.xx	xx.xx	xx.xx	xx.xx	xx.xx	xx.xx	xx.xx	xx.xx
Japan	xx.xx	xx.xx	xx.xx	xx.xx	xx.xx	xx.xx	xx.xx	xx.xx
Mexico	xx.xx	xx.xx	xx.xx	xx.xx	xx.xx	xx.xx	xx.xx	xx.xx
Russia	xx.xx	xx.xx	xx.xx	xx.xx	xx.xx	xx.xx	xx.xx	xx.xx
South Korea	xx.xx	xx.xx	xx.xx	xx.xx	xx.xx	xx.xx	xx.xx	xx.xx
Spain	xx.xx	xx.xx	xx.xx	xx.xx	xx.xx	xx.xx	xx.xx	xx.xx
United Kingdom	xx.xx	xx.xx	xx.xx	xx.xx	xx.xx	xx.xx	xx.xx	xx.xx
United States	xx.xx	xx.xx	xx.xx	xx.xx	xx.xx	xx.xx	xx.xx	xx.xx
Others	xx.xx	xx.xx	xx.xx	xx.xx	xx.xx	xx.xx	xx.xx	xx.xx
Total	**xx.xx**	**xx.xx**	**xx.xx**	**xx.xx**	**xx.xx**	**xx.xx**	**xx.xx**	**xx.xx**

Sources & Evidence

1. Lung Stereotactic Ablative Radiotherapy - Leeds Teaching Hospitals NHS Trust
   - Taxonomy evidence: The hospital describes CT-simulator imaging for radiotherapy planning and explicitly distinguishes planning scans from diagnostic examinations. This establishes the clinical-role distinction, not maintenance expenditure.

2. Maintenance of the Somatom Definition AS CT simulator from Siemens - Publications Office of the European Union
   - Taxonomy evidence: The public procurement record, dated September xx.xx 2026, identifies an awarded service contract for CT-simulator maintenance at an oncology institute. It corroborates a purchased equipment-upkeep activity, not therapeutic treatment revenue or retrospective 2025 spending.
   - Evidence informing forecast-year allocation inputs; displayed values and growth are calculated: CT-simulator maintenance was awarded September xx.xx 2026 for EUR xx.xx. Unknown contract duration prevents conversion into annual spending; the award supports a distinct purchased planning-asset obligation.
3. GE HealthCare Technologies Inc. - 2025 Form 10-K
   - Evidence informing the 2023 market-value input; displayed series and growth include calculations: Reported services revenue of USD xx.xx supplies a historical commercial-activity proxy; it is broader than imaging maintenance.
   - Evidence informing the 2024 market-value input; displayed series and growth include calculations: Reported services revenue of USD xx.xx supplies the comparable historical proxy.
   - Evidence informing base-year allocation inputs; displayed values and growth are calculated: Destination-sales cross-check; broader than maintenance.
   - Evidence informing forecast-year allocation inputs; displayed values and growth are calculated: Destination-sales cross-check; broader than maintenance.
   - Evidence informing base-year allocation inputs; displayed values and growth are calculated: EMEA commercial-scale cross-check.
   - Evidence informing forecast-year allocation inputs; displayed values and growth are calculated: EMEA commercial-scale cross-check.
   - Evidence informing base-year allocation inputs; displayed values and growth are calculated: China commercial activity and 2025 growth counterevidence.
   - Evidence informing forecast-year allocation inputs; displayed values and growth are calculated: China commercial activity and 2025 growth counterevidence.
   - Evidence informing base-year allocation inputs; displayed values and growth are calculated: U.S. destination sales were USD xx.xx, not maintenance-only revenue.
   - Evidence informing forecast-year allocation inputs; displayed values and growth are calculated: U.S. destination sales were USD xx.xx, not maintenance-only revenue.
   - Evidence informing base-year allocation inputs; displayed values and growth are calculated: China destination sales were USD xx.xx; regional sales declined in 2025.
   - Evidence informing forecast-year allocation inputs; displayed values and growth are calculated: China destination sales were USD xx.xx; regional sales declined in 2025.
4. GE HealthCare Technologies Inc. - 2022 Form 10-K
   - Evidence informing the 2020 market-value input; displayed series and growth include calculations: Services revenue of USD xx.xx anchors the high-cost equipment cohort's historical activity index.
   - Evidence informing the 2021 market-value input; displayed series and growth include calculations: Services revenue of USD xx.xx supplies the comparable activity index.
   - Evidence informing the 2022 market-value input; displayed series and growth include calculations: Services revenue of USD xx.xx supplies the activity index. The filing attributes the services decline primarily to unfavorable currency effects.
5. Health at a Glance 2025 - Diagnostic Technologies
   - Evidence informing the 2032 market-value input; displayed series and growth include calculations: Long-run increases in imaging activity support continued equipment demand; examination volumes are not substituted for maintenance revenue.
   - Evidence informing the 2040 market-value input; displayed series and growth include calculations: The observed country variation and incomplete coverage constrain long-run stock-growth assumptions and prohibit uniform worldwide density extrapolation.

6. OnWatch Predict
   - Evidence informing the 2032 market-value input; displayed series and growth include calculations: Conditional reported benefits support considering a service-efficiency counterforce, not applying downtime reductions directly to service revenue.
   - Evidence informing the 2040 market-value input; displayed series and growth include calculations: The offering supports retaining human and component fulfillment costs in the long-run forecast; it does not establish autonomous servicing or engineer replacement.
7. Unite In-House Service Solutions
   - Evidence informing the 2032 market-value input; displayed series and growth include calculations: The retained-labor boundary supports the modeled purchased-scope counterforce, without measuring future adoption.
   - Evidence informing the 2040 market-value input; displayed series and growth include calculations: The offering supports maintaining a distinction between installed equipment obligations and externally purchased service expenditure.
8. Philips Standard Terms and Conditions of Service, Revision 23, April 2024
   - Evidence informing the 2032 market-value input; displayed series and growth include calculations: Published lifecycle terms condition post-End-of-Life repair on parts and trained-personnel availability and remove the earlier uptime guarantee. These constrain assumed indefinite support extension.
   - Evidence informing the 2040 market-value input; displayed series and growth include calculations: The lifecycle conditions support including retirement and support limitations in long-run growth assumptions, but do not establish a dated global withdrawal event.
9. Health at a Glance 2025 - Diagnostic Technologies
   - Evidence informing base-year allocation inputs; displayed values and growth are calculated: Imaging-stock comparator.
   - Evidence informing forecast-year allocation inputs; displayed values and growth are calculated: Imaging-stock comparator.
   - Evidence informing base-year allocation inputs; displayed values and growth are calculated: Coverage limitation.
   - Evidence informing forecast-year allocation inputs; displayed values and growth are calculated: Coverage limitation.
10. Health at a Glance: Latin America and the Caribbean 2023 - Medical Technologies
    - Evidence informing base-year allocation inputs; displayed values and growth are calculated: Brazil's CT and MRI densities anchor the equipment-linked expenditure proxy.
    - Evidence informing forecast-year allocation inputs; displayed values and growth are calculated: Brazil's CT and MRI densities anchor the equipment-linked expenditure proxy.
    - Evidence informing base-year allocation inputs; displayed values and growth are calculated: Heterogeneous regional equipment availability and partial coverage constrain the allocation model.
    - Evidence informing forecast-year allocation inputs; displayed values and growth are calculated: Heterogeneous regional equipment availability and partial coverage constrain the allocation model.

11. Health at a Glance: Asia/Pacific 2024 - Medical Technologies
    - Evidence informing base-year allocation inputs; displayed values and growth are calculated: Density and reimbursement-coverage anchors.
    - Evidence informing forecast-year allocation inputs; displayed values and growth are calculated: Density and reimbursement-coverage anchors.
    - Evidence informing base-year allocation inputs; displayed values and growth are calculated: High installed-density anchor.
    - Evidence informing forecast-year allocation inputs; displayed values and growth are calculated: High installed-density anchor.
    - Evidence informing base-year allocation inputs; displayed values and growth are calculated: Installed-density anchor.
    - Evidence informing forecast-year allocation inputs; displayed values and growth are calculated: Installed-density anchor.
    - Evidence informing base-year allocation inputs; displayed values and growth are calculated: Regional heterogeneity constrains uniform-density and uniform-access assumptions.
    - Evidence informing forecast-year allocation inputs; displayed values and growth are calculated: Regional heterogeneity constrains uniform-density and uniform-access assumptions.
12. Assessment of Breast Cancer Control Capacities in the WHO African Region in 2022
    - Evidence informing base-year allocation inputs; displayed values and growth are calculated: Survey coverage and equipment scarcity constrain extrapolation across Africa.
    - Evidence informing forecast-year allocation inputs; displayed values and growth are calculated: Survey coverage and equipment scarcity constrain extrapolation across Africa.
13. Hospital Equipment Maintenance Requirements - CMS Memorandum 14-07-Hospital
    - Evidence informing base-year allocation inputs; displayed values and growth are calculated: Imaging maintenance must follow manufacturer recommendations; this is not an exclusive OEM purchasing award.
    - Evidence informing forecast-year allocation inputs; displayed values and growth are calculated: Imaging maintenance must follow manufacturer recommendations; this is not an exclusive OEM purchasing award.
14. Managed Neutral Vendor Services - East of England Collaborative Procurement Hub
    - Evidence informing forecast-year allocation inputs; displayed values and growth are calculated: The framework starts January xx.xx 2026 and requires mini-competition; admission is not realized maintenance revenue.
15. Diagnostic Imaging Accreditation Scheme - Australian Commission on Safety and Quality in Health Care
    - Evidence informing base-year allocation inputs; displayed values and growth are calculated: Equipment-appropriate training, local licensing and records constrain service access, without measuring an outsourcing share.
    - Evidence informing forecast-year allocation inputs; displayed values and growth are calculated: Equipment-appropriate training, local licensing and records constrain service access, without measuring an outsourcing share.
16. DIrectory of RAdiotherapy Centres (DIRAC)
    - Evidence informing base-year allocation inputs; displayed values and growth are calculated: Current registry footprint exceeds xx.xx radiotherapy centres; this constrains the assumed treatment-planning customer pool but does not report 2025 simulator stocks or maintenance revenue.
    - Evidence informing forecast-year allocation inputs; displayed values and growth are calculated: Current registry footprint exceeds xx.xx radiotherapy centres; this constrains the assumed treatment-planning customer pool but does not report 2025 simulator stocks or maintenance revenue.

10. Medical Imaging Equipment Maintenance Services Market, by End User

End User changes purchasing governance more reliably than it predicts the breadth of outsourcing. For Hospitals, MHRA guidance advises retaining in-house expertise to oversee external maintenance contracts. ■■■■■■■■■■ ■■■■■■■ ■■■■■■■ ■■■■ ■ ■■■■■■ ■■■■■■■■■■■■■ ■■■■■■■■■■ ■■■■■■■ ■■ ■■■■■■■■ ■■■■ ■■■■■■■ ■■■■■ ■■■■■■■■■ ■■■■■■■■ ■■■■■■■■■■■■■ ■■■■■■■ ■■■■■ ■■■■■■■ ■■■■■■ ■■■■■■■■■■■ ■■■■ ■■■■■ ■■■■■■■■ ■■■ ■■ ■■■■■■■■ ■■■■■■ ■■■■ ■■ ■■■■ ■■■■■ ■■■■■■■ ■■■■■■ ■■■■■■■ ■■■■■■■■■■■■■ ■■■■■■■■■ ■■■■■■■■■ ■■■■■■ ■■■■■■■■■ ■■■ ■■■■■■■■ ■■■■■■■■ ■■■■■■ ■■■■■■■■■ ■ ■■■■■■■■■■■■■ ■■■■■■■■■■■ ■■■■■■■■■■■■■ ■■■■■■■■■■■ ■■ ■■■■■■■■ ■■■■■■■■■■■ ■■ ■■■■■■■■■■ ■■■■■■ ■■■ ■■■■■■■■ ■■■■■■■■■■■■■ ■■■■■■■■■■ ■■■■■■ ■■■■■■■■■ ■■■■ ■■ ■■■■■■■■ ■■■■■■■■■■■■■ ■■■■■■ ■■ ■■■■■■■■■ ■■■■■■■■■■ ■■■■■■ ■■■■■■■■■■ ■■■■■■■■■■■■ ■■■■■■ ■■■■■■ ■■■■■■ ■■■ ■■■■■■■■■■ ■■■■■■■■■■ ■■■■ ■■■ ■■■■■■■■■■ A practice considering that route should arrange uncovered work before commitment. Parts-and-labor coverage is an alternative when the buyer cannot retain that coordination responsibility.

Ambulatory Care Centers should distinguish an imaging-maintenance obligation from a broader facility proposition. Siemens Healthineers' U.S. ambulatory-surgery portfolio presents imaging equipment alongside customized service and maintenance options. ■■■■ ■■■■■■■■ ■ ■■■■■■■■■■■■■■■■■■■■■ ■■■■■■■■■■ ■■■■■■ ■■■ ■■■■■■ ■■■■■■■■ ■■■■■ ■■■■■■ ■■■ ■■■■■■■■■■ ■■■■■■■■■ ■■■■■■■■■ ■■■■■■ ■■■■■■■■ ■■■■■ ■■■■■■■ ■■■■■■■ ■■■■■■■ ■■■■■■■ ■■■ ■■■■■■■■■■ ■■■■■■■■■■■ ■■■ ■■■■■■■■ ■■■■■■ ■■■■■■■■ ■■ ■ ■■■■■■■ ■■■■■■■■■ ■ ■■■■■■ ■■■■■■■■■■■■■■■■■■ ■■■■■■■■■■■■ ■■■■ ■■■ ■■■■■■■■■ ■■■ ■■■■■■■■■■■ ■■■■■■■■■■■■

■■■■■■ ■■■■■■■ ■■■■■■■■■ ■■■■■■■ ■ ■■■■■■■■■■■■ ■■■■■ ■■■■■■■■■■■■■ ■■■■■■■■ ■■■ ■■■■■■■■■■■■ ■■■■ ■■■■■■■■■■■■■■■■ ■■■■■■■ ■■■■■■■■■■■ ■■■■■■■■■■ ■■■■■■■■ ■■■■■■■■■■ ■■■■ ■■■■■■■■ ■■■■■■ ■■■■■■■■■■ ■■■■■■ ■■■■■■■■■ ■■ ■■■■■■■■■■ ■■■ ■■■■■■■■ ■■■■■■■■■■■■■■■■■■■■■■ ■■■■■■■■■■■ ■■ ■■■■■■■ ■■■■■■■■■■■■ Before relying on a host's arrangements, the parties should establish who purchases upkeep, authorizes downtime, and provides access to the covered asset. Equipment portability or ownership alone does not identify the final maintenance purchaser.

Figure 14. Global Medical Imaging Equipment Maintenance Services Market Size, by End User, 2025 (%)

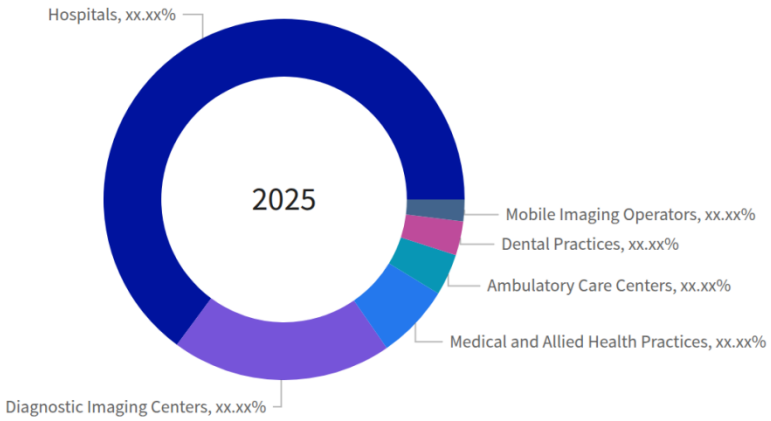

Figure 15. Global Medical Imaging Equipment Maintenance Services Market, by End User, 2032 (USD Million)

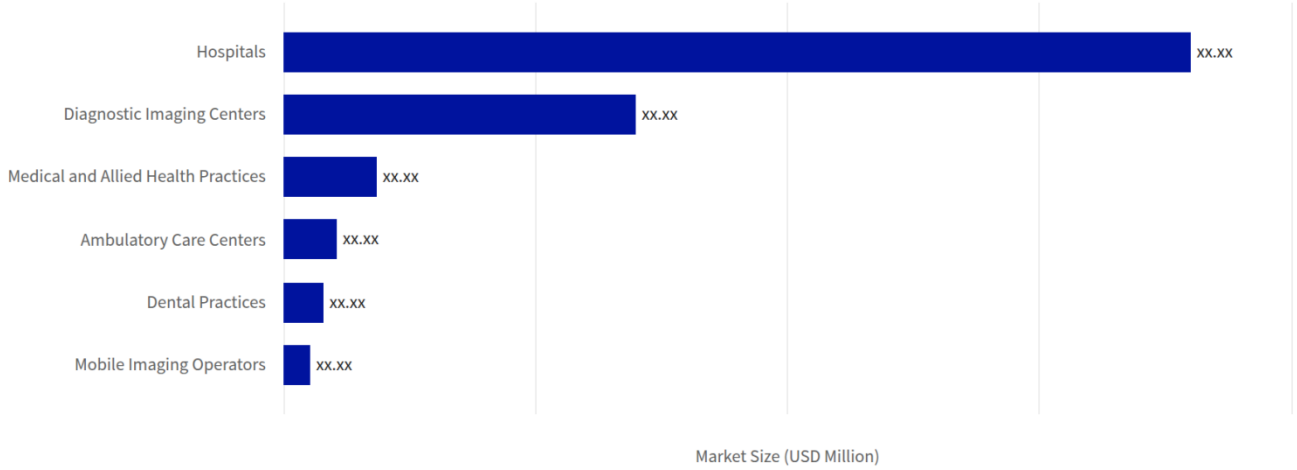

Table 84. Global Medical Imaging Equipment Maintenance Services Market, by End User growth contribution, 2025-2032

Category	2025 value (USD Million)	2032 value (USD Million)	Added value (USD Million)	2025 share (%)	2032 share (%)	Change (pp)	Growth share (%)	CAGR (%)
Ambulatory Care Centers	xx.xx	xx.xx	xx.xx	xx.xx	xx.xx	xx.xx	xx.xx	xx.xx
Dental Practices	xx.xx	xx.xx	xx.xx	xx.xx	xx.xx	xx.xx	xx.xx	xx.xx
Diagnostic Imaging Centers	xx.xx	xx.xx	xx.xx	xx.xx	xx.xx	xx.xx	xx.xx	xx.xx
Hospitals	xx.xx	xx.xx	xx.xx	xx.xx	xx.xx	xx.xx	xx.xx	xx.xx
Medical and Allied Health Practices	xx.xx	xx.xx	xx.xx	xx.xx	xx.xx	xx.xx	xx.xx	xx.xx
Mobile Imaging Operators	xx.xx	xx.xx	xx.xx	xx.xx	xx.xx	xx.xx	xx.xx	xx.xx
Scope total	**xx.xx**	**xx.xx**	**xx.xx**	**xx.xx**	**xx.xx**	**xx.xx**	**xx.xx**	**xx.xx**

Table 85. Global Medical Imaging Equipment Maintenance Services Market Size, by End User, 2017-2040 (USD Million)

End User	2017	2024	2025	2026	2027	2032	2040	CAGR (%)
Ambulatory Care Centers	xx.xx	xx.xx	xx.xx	xx.xx	xx.xx	xx.xx	xx.xx	xx.xx
Dental Practices	xx.xx	xx.xx	xx.xx	xx.xx	xx.xx	xx.xx	xx.xx	xx.xx
Diagnostic Imaging Centers	xx.xx	xx.xx	xx.xx	xx.xx	xx.xx	xx.xx	xx.xx	xx.xx
Hospitals	xx.xx	xx.xx	xx.xx	xx.xx	xx.xx	xx.xx	xx.xx	xx.xx
Medical and Allied Health Practices	xx.xx	xx.xx	xx.xx	xx.xx	xx.xx	xx.xx	xx.xx	xx.xx
Mobile Imaging Operators	xx.xx	xx.xx	xx.xx	xx.xx	xx.xx	xx.xx	xx.xx	xx.xx
Total	**xx.xx**	**xx.xx**	**xx.xx**	**xx.xx**	**xx.xx**	**xx.xx**	**xx.xx**	**xx.xx**

Sources & Evidence

1. CSD Equipment Sales Terms and Conditions

   · Carestream Dental distinguishes parts-only and parts-and-labor extensions; specified parts-only arrangements retain customer coordination duties. ([carestreamdental.com](https://www.carestreamdental.com/et/company/terms-and-conditions/csd-equipment-sales-terms-and-conditions/))

2. Managing Medical Devices, January 2021

   · MHRA advises healthcare organizations using external maintenance providers to retain in-house expertise for contract monitoring, auditing, and management. ([assets.publishing.service.gov.uk](https://assets.publishing.service.gov.uk/media/6089dc938fa8f51b91f3d82f/Managing_medical_devices.pdf))

3. RadNet, Inc.-Form 10-K for the year ended December 31, 2025
   · RadNet's 2025 Form xx.xx-K describes maintenance arrangements with the service arms of its imaging-equipment manufacturers. ([sec.gov](https://www.sec.gov/Archives/edgar/data/xx.xx/xx.xx/rdnt-xx.xx.htm))
   · Evidence informing base-year allocation inputs; displayed values and growth are calculated: The operator reports external manufacturer-service arrangements and modality fleets. Applying inherited fees produces a modeled fleet-activity index, not observed maintenance expense.
   · Evidence informing forecast-year allocation inputs; displayed values and growth are calculated: The operator reports external manufacturer-service arrangements and modality fleets. Applying inherited fees produces a modeled fleet-activity index, not observed maintenance expense.
   · Evidence informing base-year allocation inputs; displayed values and growth are calculated: The disclosed outpatient fleet is counterevidence against treating hospital-heavy national samples as universal buyer distributions.
   · Evidence informing forecast-year allocation inputs; displayed values and growth are calculated: The disclosed outpatient fleet is counterevidence against treating hospital-heavy national samples as universal buyer distributions.
4. Ultrasound physics group-St George's University Hospitals NHS Foundation Trust
   · St George's identifies GP practices among ultrasound-service clients and describes equipment maintenance and management within its support offering. ([stgeorges.nhs.uk](https://www.stgeorges.nhs.uk/medical-technology/ultrasound-physics-group/))
5. Ambulatory Surgery Center (ASC)-Siemens Healthineers USA
   · Siemens' U.S. ambulatory-surgery-center offering presents customized service and maintenance alongside its equipment proposition. ([siemens-healthineers.com](https://www.siemens-healthineers.com/en-us/outpatient-care/ambulatory-surgery-center))
6. MLN909060-Independent Diagnostic Testing Facility, February 2026
   · CMS distinguishes mobile IDTFs from equipment-or-personnel leasing entities and requires covered IDTF equipment maintenance. ([cms.gov](https://www.cms.gov/files/document/mln909060-independent-diagnostic-testing-facility.pdf))
   · Taxonomy evidence: The February 2026 U.S. booklet distinguishes independent fixed and mobile diagnostic-testing facilities from physician offices and hospitals. This supports organizational crosswalks, not universal buyer nomenclature or mandatory outsourcing. ([cms.gov](https://www.cms.gov/files/document/mln909060-independent-diagnostic-testing-facility.pdf))
   · Evidence informing forecast-year allocation inputs; displayed values and growth are calculated: Official mobile-IDTF distinctions separate clinical operators from equipment/personnel leasing and establish a maintenance responsibility, not an outsourcing percentage.
7. A System of Health Accounts 2011: Revised Edition - Classification of Health Care Providers
   · Taxonomy evidence: The international provider classification uses principal operating activity and distinguishes provider categories from financing arrangements.
8. 2022 HC-62151 Questionnaire - Item 4: Primary Business or Activity
   · Taxonomy evidence: The official questionnaire separately identifies diagnostic imaging centers and mobile imaging services within the diagnostic-imaging industry, supporting a clear operating-business distinction.
9. Biomedical Equipment Management & Maintenance Program: Technical Manual for Implementation in PPP Mode
   · Taxonomy evidence: The public program distinguishes government contracting authorities, maintenance service providers and recipient health facilities. This supports allocating end-user demand to covered facilities rather than duplicating the purchasing agency.

10. GE HealthCare Technologies Inc. - 2025 Form 10-K
    - Evidence informing the 2023 market-value input; displayed series and growth include calculations: Reported services revenue of USD xx.xx supplies a historical commercial-activity proxy; it is broader than imaging maintenance.
    - Evidence informing the 2024 market-value input; displayed series and growth include calculations: Reported services revenue of USD xx.xx supplies the comparable historical proxy.
11. GE HealthCare Technologies Inc. - 2022 Form 10-K
    - Evidence informing the 2020 market-value input; displayed series and growth include calculations: Services revenue of USD xx.xx anchors the high-cost equipment cohort's historical activity index.
    - Evidence informing the 2021 market-value input; displayed series and growth include calculations: Services revenue of USD xx.xx supplies the comparable activity index.
    - Evidence informing the 2022 market-value input; displayed series and growth include calculations: Services revenue of USD xx.xx supplies the activity index. The filing attributes the services decline primarily to unfavorable currency effects.
12. Health at a Glance 2025 - Diagnostic Technologies
    - Evidence informing the 2032 market-value input; displayed series and growth include calculations: Long-run increases in imaging activity support continued equipment demand; examination volumes are not substituted for maintenance revenue.
    - Evidence informing the 2040 market-value input; displayed series and growth include calculations: The observed country variation and incomplete coverage constrain long-run stock-growth assumptions and prohibit uniform worldwide density extrapolation.
13. OnWatch Predict
    - Evidence informing the 2032 market-value input; displayed series and growth include calculations: Conditional reported benefits support considering a service-efficiency counterforce, not applying downtime reductions directly to service revenue.
    - Evidence informing the 2040 market-value input; displayed series and growth include calculations: The offering supports retaining human and component fulfillment costs in the long-run forecast; it does not establish autonomous servicing or engineer replacement.
14. Unite In-House Service Solutions
    - Evidence informing the 2032 market-value input; displayed series and growth include calculations: The retained-labor boundary supports the modeled purchased-scope counterforce, without measuring future adoption.
    - Evidence informing the 2040 market-value input; displayed series and growth include calculations: The offering supports maintaining a distinction between installed equipment obligations and externally purchased service expenditure.
15. Philips Standard Terms and Conditions of Service, Revision 23, April 2024
    - Evidence informing the 2032 market-value input; displayed series and growth include calculations: Published lifecycle terms condition post-End-of-Life repair on parts and trained-personnel availability and remove the earlier uptime guarantee. These constrain assumed indefinite support extension.
    - Evidence informing the 2040 market-value input; displayed series and growth include calculations: The lifecycle conditions support including retirement and support limitations in long-run growth assumptions, but do not establish a dated global withdrawal event.

16. Canadian Medical Imaging Inventory 2022-2023: Provincial and Territorial Overview
    - Evidence informing base-year allocation inputs; displayed values and growth are calculated: Reported hospital and private-facility site types constrain buyer attribution, with explicit regional and classification limitations.
    - Evidence informing forecast-year allocation inputs; displayed values and growth are calculated: Reported hospital and private-facility site types constrain buyer attribution, with explicit regional and classification limitations.
    - Evidence informing base-year allocation inputs; displayed values and growth are calculated: Private-site participation supplies an outpatient calibration lead; private ownership is not equated automatically with imaging-centre status.
    - Evidence informing forecast-year allocation inputs; displayed values and growth are calculated: Private-site participation supplies an outpatient calibration lead; private ownership is not equated automatically with imaging-centre status.

10.1. Hospitals

Table 86. Global Medical Imaging Equipment Maintenance Services Market Size, by Hospitals, by Region, 2017-2040 (USD Million)

Region	2017	2024	2025	2026	2027	2032	2040	CAGR (%)
Africa	xx.xx	xx.xx	xx.xx	xx.xx	xx.xx	xx.xx	xx.xx	xx.xx
Asia-Pacific	xx.xx	xx.xx	xx.xx	xx.xx	xx.xx	xx.xx	xx.xx	xx.xx
Europe	xx.xx	xx.xx	xx.xx	xx.xx	xx.xx	xx.xx	xx.xx	xx.xx
Latin America	xx.xx	xx.xx	xx.xx	xx.xx	xx.xx	xx.xx	xx.xx	xx.xx
Middle East	xx.xx	xx.xx	xx.xx	xx.xx	xx.xx	xx.xx	xx.xx	xx.xx
North America	xx.xx	xx.xx	xx.xx	xx.xx	xx.xx	xx.xx	xx.xx	xx.xx
Total	**xx.xx**	**xx.xx**	**xx.xx**	**xx.xx**	**xx.xx**	**xx.xx**	**xx.xx**	**xx.xx**

Table 87. Global Medical Imaging Equipment Maintenance Services Market Size, by Hospitals, by Group, 2017-2040 (USD Million)

Group	2017	2024	2025	2026	2027	2032	2040	CAGR (%)
ASEAN	xx.xx	xx.xx	xx.xx	xx.xx	xx.xx	xx.xx	xx.xx	xx.xx
BRICS	xx.xx	xx.xx	xx.xx	xx.xx	xx.xx	xx.xx	xx.xx	xx.xx
European Union	xx.xx	xx.xx	xx.xx	xx.xx	xx.xx	xx.xx	xx.xx	xx.xx
G7	xx.xx	xx.xx	xx.xx	xx.xx	xx.xx	xx.xx	xx.xx	xx.xx
GCC	xx.xx	xx.xx	xx.xx	xx.xx	xx.xx	xx.xx	xx.xx	xx.xx
NATO	xx.xx	xx.xx	xx.xx	xx.xx	xx.xx	xx.xx	xx.xx	xx.xx

Table 88. Global Medical Imaging Equipment Maintenance Services Market Size, by Hospitals, by Country, 2017-2040 (USD Million)

Country	2017	2024	2025	2026	2027	2032	2040	CAGR (%)
Australia	xx.xx	xx.xx	xx.xx	xx.xx	xx.xx	xx.xx	xx.xx	xx.xx
Brazil	xx.xx	xx.xx	xx.xx	xx.xx	xx.xx	xx.xx	xx.xx	xx.xx
Canada	xx.xx	xx.xx	xx.xx	xx.xx	xx.xx	xx.xx	xx.xx	xx.xx
China	xx.xx	xx.xx	xx.xx	xx.xx	xx.xx	xx.xx	xx.xx	xx.xx
France	xx.xx	xx.xx	xx.xx	xx.xx	xx.xx	xx.xx	xx.xx	xx.xx
Germany	xx.xx	xx.xx	xx.xx	xx.xx	xx.xx	xx.xx	xx.xx	xx.xx
India	xx.xx	xx.xx	xx.xx	xx.xx	xx.xx	xx.xx	xx.xx	xx.xx
Italy	xx.xx	xx.xx	xx.xx	xx.xx	xx.xx	xx.xx	xx.xx	xx.xx
Japan	xx.xx	xx.xx	xx.xx	xx.xx	xx.xx	xx.xx	xx.xx	xx.xx
Mexico	xx.xx	xx.xx	xx.xx	xx.xx	xx.xx	xx.xx	xx.xx	xx.xx
Russia	xx.xx	xx.xx	xx.xx	xx.xx	xx.xx	xx.xx	xx.xx	xx.xx
South Korea	xx.xx	xx.xx	xx.xx	xx.xx	xx.xx	xx.xx	xx.xx	xx.xx
Spain	xx.xx	xx.xx	xx.xx	xx.xx	xx.xx	xx.xx	xx.xx	xx.xx
United Kingdom	xx.xx	xx.xx	xx.xx	xx.xx	xx.xx	xx.xx	xx.xx	xx.xx
United States	xx.xx	xx.xx	xx.xx	xx.xx	xx.xx	xx.xx	xx.xx	xx.xx
Others	xx.xx	xx.xx	xx.xx	xx.xx	xx.xx	xx.xx	xx.xx	xx.xx
Total	**xx.xx**	**xx.xx**	**xx.xx**	**xx.xx**	**xx.xx**	**xx.xx**	**xx.xx**	**xx.xx**

Sources & Evidence

1. A System of Health Accounts 2011: Revised Edition - Classification of Health Care Providers
   - Taxonomy evidence: Hospitals form a distinct provider class and can include integrated outpatient services.
2. Biomedical Equipment Management & Maintenance Program: Technical Manual for Implementation in PPP Mode
   - Taxonomy evidence: The program's maintenance scope includes district hospitals and identifies X-ray equipment within the supported equipment perimeter.

3. GE HealthCare Technologies Inc. - 2025 Form 10-K
   - Evidence informing the 2023 market-value input; displayed series and growth include calculations: Reported services revenue of USD xx.xx supplies a historical commercial-activity proxy; it is broader than imaging maintenance.
   - Evidence informing the 2024 market-value input; displayed series and growth include calculations: Reported services revenue of USD xx.xx supplies the comparable historical proxy.
   - Evidence informing base-year allocation inputs; displayed values and growth are calculated: Destination-sales cross-check; broader than maintenance.
   - Evidence informing forecast-year allocation inputs; displayed values and growth are calculated: Destination-sales cross-check; broader than maintenance.
   - Evidence informing base-year allocation inputs; displayed values and growth are calculated: EMEA commercial-scale cross-check.
   - Evidence informing forecast-year allocation inputs; displayed values and growth are calculated: EMEA commercial-scale cross-check.
   - Evidence informing base-year allocation inputs; displayed values and growth are calculated: China commercial activity and 2025 growth counterevidence.
   - Evidence informing forecast-year allocation inputs; displayed values and growth are calculated: China commercial activity and 2025 growth counterevidence.
   - Evidence informing base-year allocation inputs; displayed values and growth are calculated: U.S. destination sales were USD xx.xx, not maintenance-only revenue.
   - Evidence informing forecast-year allocation inputs; displayed values and growth are calculated: U.S. destination sales were USD xx.xx, not maintenance-only revenue.
   - Evidence informing base-year allocation inputs; displayed values and growth are calculated: China destination sales were USD xx.xx; regional sales declined in 2025.
   - Evidence informing forecast-year allocation inputs; displayed values and growth are calculated: China destination sales were USD xx.xx; regional sales declined in 2025.
4. GE HealthCare Technologies Inc. - 2022 Form 10-K
   - Evidence informing the 2020 market-value input; displayed series and growth include calculations: Services revenue of USD xx.xx anchors the high-cost equipment cohort's historical activity index.
   - Evidence informing the 2021 market-value input; displayed series and growth include calculations: Services revenue of USD xx.xx supplies the comparable activity index.
   - Evidence informing the 2022 market-value input; displayed series and growth include calculations: Services revenue of USD xx.xx supplies the activity index. The filing attributes the services decline primarily to unfavorable currency effects.
5. Health at a Glance 2025 - Diagnostic Technologies
   - Evidence informing the 2032 market-value input; displayed series and growth include calculations: Long-run increases in imaging activity support continued equipment demand; examination volumes are not substituted for maintenance revenue.
   - Evidence informing the 2040 market-value input; displayed series and growth include calculations: The observed country variation and incomplete coverage constrain long-run stock-growth assumptions and prohibit uniform worldwide density extrapolation.
6. OnWatch Predict
   - Evidence informing the 2032 market-value input; displayed series and growth include calculations: Conditional reported benefits support considering a service-efficiency counterforce, not applying downtime reductions directly to service revenue.
   - Evidence informing the 2040 market-value input; displayed series and growth include calculations: The offering supports retaining human and component fulfillment costs in the long-run forecast; it does not establish autonomous servicing or engineer replacement.

7. Unite In-House Service Solutions
   - Evidence informing the 2032 market-value input; displayed series and growth include calculations: The retained-labor boundary supports the modeled purchased-scope counterforce, without measuring future adoption.
   - Evidence informing the 2040 market-value input; displayed series and growth include calculations: The offering supports maintaining a distinction between installed equipment obligations and externally purchased service expenditure.
8. Philips Standard Terms and Conditions of Service, Revision 23, April 2024
   - Evidence informing the 2032 market-value input; displayed series and growth include calculations: Published lifecycle terms condition post-End-of-Life repair on parts and trained-personnel availability and remove the earlier uptime guarantee. These constrain assumed indefinite support extension.
   - Evidence informing the 2040 market-value input; displayed series and growth include calculations: The lifecycle conditions support including retirement and support limitations in long-run growth assumptions, but do not establish a dated global withdrawal event.
9. Health at a Glance 2025 - Diagnostic Technologies
   - Evidence informing base-year allocation inputs; displayed values and growth are calculated: Imaging-stock comparator.
   - Evidence informing forecast-year allocation inputs; displayed values and growth are calculated: Imaging-stock comparator.
   - Evidence informing base-year allocation inputs; displayed values and growth are calculated: Coverage limitation.
   - Evidence informing forecast-year allocation inputs; displayed values and growth are calculated: Coverage limitation.
10. Health at a Glance: Latin America and the Caribbean 2023 - Medical Technologies
    - Evidence informing base-year allocation inputs; displayed values and growth are calculated: Brazil's CT and MRI densities anchor the equipment-linked expenditure proxy.
    - Evidence informing forecast-year allocation inputs; displayed values and growth are calculated: Brazil's CT and MRI densities anchor the equipment-linked expenditure proxy.
    - Evidence informing base-year allocation inputs; displayed values and growth are calculated: Heterogeneous regional equipment availability and partial coverage constrain the allocation model.
    - Evidence informing forecast-year allocation inputs; displayed values and growth are calculated: Heterogeneous regional equipment availability and partial coverage constrain the allocation model.
11. Health at a Glance: Asia/Pacific 2024 - Medical Technologies
    - Evidence informing base-year allocation inputs; displayed values and growth are calculated: Density and reimbursement-coverage anchors.
    - Evidence informing forecast-year allocation inputs; displayed values and growth are calculated: Density and reimbursement-coverage anchors.
    - Evidence informing base-year allocation inputs; displayed values and growth are calculated: High installed-density anchor.
    - Evidence informing forecast-year allocation inputs; displayed values and growth are calculated: High installed-density anchor.
    - Evidence informing base-year allocation inputs; displayed values and growth are calculated: Installed-density anchor.
    - Evidence informing forecast-year allocation inputs; displayed values and growth are calculated: Installed-density anchor.
    - Evidence informing base-year allocation inputs; displayed values and growth are calculated: Regional heterogeneity constrains uniform-density and uniform-access assumptions.
    - Evidence informing forecast-year allocation inputs; displayed values and growth are calculated: Regional heterogeneity constrains uniform-density and uniform-access assumptions.

12. Assessment of Breast Cancer Control Capacities in the WHO African Region in 2022
    - Evidence informing base-year allocation inputs; displayed values and growth are calculated: Survey coverage and equipment scarcity constrain extrapolation across Africa.
    - Evidence informing forecast-year allocation inputs; displayed values and growth are calculated: Survey coverage and equipment scarcity constrain extrapolation across Africa.
13. Hospital Equipment Maintenance Requirements - CMS Memorandum 14-07-Hospital
    - Evidence informing base-year allocation inputs; displayed values and growth are calculated: Imaging maintenance must follow manufacturer recommendations; this is not an exclusive OEM purchasing award.
    - Evidence informing forecast-year allocation inputs; displayed values and growth are calculated: Imaging maintenance must follow manufacturer recommendations; this is not an exclusive OEM purchasing award.
14. Managed Neutral Vendor Services - East of England Collaborative Procurement Hub
    - Evidence informing forecast-year allocation inputs; displayed values and growth are calculated: The framework starts January xx.xx 2026 and requires mini-competition; admission is not realized maintenance revenue.
15. Diagnostic Imaging Accreditation Scheme - Australian Commission on Safety and Quality in Health Care
    - Evidence informing base-year allocation inputs; displayed values and growth are calculated: Equipment-appropriate training, local licensing and records constrain service access, without measuring an outsourcing share.
    - Evidence informing forecast-year allocation inputs; displayed values and growth are calculated: Equipment-appropriate training, local licensing and records constrain service access, without measuring an outsourcing share.
16. RadNet, Inc. - 2025 Form 10-K
    - Evidence informing base-year allocation inputs; displayed values and growth are calculated: The disclosed outpatient fleet is counterevidence against treating hospital-heavy national samples as universal buyer distributions.
    - Evidence informing forecast-year allocation inputs; displayed values and growth are calculated: The disclosed outpatient fleet is counterevidence against treating hospital-heavy national samples as universal buyer distributions.
17. Canadian Medical Imaging Inventory 2022-2023: Provincial and Territorial Overview
    - Evidence informing base-year allocation inputs; displayed values and growth are calculated: Reported hospital and private-facility site types constrain buyer attribution, with explicit regional and classification limitations.
    - Evidence informing forecast-year allocation inputs; displayed values and growth are calculated: Reported hospital and private-facility site types constrain buyer attribution, with explicit regional and classification limitations.

10.2. Diagnostic Imaging Centers

Table 89. Global Medical Imaging Equipment Maintenance Services Market Size, by Diagnostic Imaging Centers, by Region, 2017-2040 (USD Million)

Region	2017	2024	2025	2026	2027	2032	2040	CAGR (%)
Africa	xx.xx	xx.xx	xx.xx	xx.xx	xx.xx	xx.xx	xx.xx	xx.xx
Asia-Pacific	xx.xx	xx.xx	xx.xx	xx.xx	xx.xx	xx.xx	xx.xx	xx.xx
Europe	xx.xx	xx.xx	xx.xx	xx.xx	xx.xx	xx.xx	xx.xx	xx.xx
Latin America	xx.xx	xx.xx	xx.xx	xx.xx	xx.xx	xx.xx	xx.xx	xx.xx
Middle East	xx.xx	xx.xx	xx.xx	xx.xx	xx.xx	xx.xx	xx.xx	xx.xx
North America	xx.xx	xx.xx	xx.xx	xx.xx	xx.xx	xx.xx	xx.xx	xx.xx
Total	**xx.xx**	**xx.xx**	**xx.xx**	**xx.xx**	**xx.xx**	**xx.xx**	**xx.xx**	**xx.xx**

Table 90. Global Medical Imaging Equipment Maintenance Services Market Size, by Diagnostic Imaging Centers, by Group, 2017-2040 (USD Million)

Group	2017	2024	2025	2026	2027	2032	2040	CAGR (%)
ASEAN	xx.xx	xx.xx	xx.xx	xx.xx	xx.xx	xx.xx	xx.xx	xx.xx
BRICS	xx.xx	xx.xx	xx.xx	xx.xx	xx.xx	xx.xx	xx.xx	xx.xx
European Union	xx.xx	xx.xx	xx.xx	xx.xx	xx.xx	xx.xx	xx.xx	xx.xx
G7	xx.xx	xx.xx	xx.xx	xx.xx	xx.xx	xx.xx	xx.xx	xx.xx
GCC	xx.xx	xx.xx	xx.xx	xx.xx	xx.xx	xx.xx	xx.xx	xx.xx
NATO	xx.xx	xx.xx	xx.xx	xx.xx	xx.xx	xx.xx	xx.xx	xx.xx

Table 91. Global Medical Imaging Equipment Maintenance Services Market Size, by Diagnostic Imaging Centers, by Country, 2017-2040 (USD Million)

Country	2017	2024	2025	2026	2027	2032	2040	CAGR (%)
Australia	xx.xx	xx.xx	xx.xx	xx.xx	xx.xx	xx.xx	xx.xx	xx.xx
Brazil	xx.xx	xx.xx	xx.xx	xx.xx	xx.xx	xx.xx	xx.xx	xx.xx
Canada	xx.xx	xx.xx	xx.xx	xx.xx	xx.xx	xx.xx	xx.xx	xx.xx
China	xx.xx	xx.xx	xx.xx	xx.xx	xx.xx	xx.xx	xx.xx	xx.xx
France	xx.xx	xx.xx	xx.xx	xx.xx	xx.xx	xx.xx	xx.xx	xx.xx
Germany	xx.xx	xx.xx	xx.xx	xx.xx	xx.xx	xx.xx	xx.xx	xx.xx
India	xx.xx	xx.xx	xx.xx	xx.xx	xx.xx	xx.xx	xx.xx	xx.xx
Italy	xx.xx	xx.xx	xx.xx	xx.xx	xx.xx	xx.xx	xx.xx	xx.xx
Japan	xx.xx	xx.xx	xx.xx	xx.xx	xx.xx	xx.xx	xx.xx	xx.xx
Mexico	xx.xx	xx.xx	xx.xx	xx.xx	xx.xx	xx.xx	xx.xx	xx.xx
Russia	xx.xx	xx.xx	xx.xx	xx.xx	xx.xx	xx.xx	xx.xx	xx.xx
South Korea	xx.xx	xx.xx	xx.xx	xx.xx	xx.xx	xx.xx	xx.xx	xx.xx
Spain	xx.xx	xx.xx	xx.xx	xx.xx	xx.xx	xx.xx	xx.xx	xx.xx
United Kingdom	xx.xx	xx.xx	xx.xx	xx.xx	xx.xx	xx.xx	xx.xx	xx.xx
United States	xx.xx	xx.xx	xx.xx	xx.xx	xx.xx	xx.xx	xx.xx	xx.xx
Others	xx.xx	xx.xx	xx.xx	xx.xx	xx.xx	xx.xx	xx.xx	xx.xx
Total	**xx.xx**	**xx.xx**	**xx.xx**	**xx.xx**	**xx.xx**	**xx.xx**	**xx.xx**	**xx.xx**

Sources & Evidence

1. MLN909060 - Independent Diagnostic Testing Facility, February 2026
   - Taxonomy evidence: The February 2026 booklet defines independent diagnostic testing facilities separately from physician offices and hospitals and requires equipment maintenance. It establishes organizational and regulatory distinctions, not mandatory outsourcing.
2. 2022 HC-62151 Questionnaire - Item 4: Primary Business or Activity
   - Taxonomy evidence: The questionnaire identifies imaging-center activity separately from interpretation-only radiologist services, helping exclude standalone interpretation from equipment-maintenance demand.
3. RadNet, Inc. - Form 10-K for the year ended December 31, 2025
   - Taxonomy evidence: The imaging-center operator's 2025 filing describes freestanding outpatient centers and maintenance arrangements with the manufacturers supplying its imaging equipment. This directly corroborates buyer-side external upkeep demand; its clinical imaging revenue is not maintenance-market revenue.
   - Evidence informing base-year allocation inputs; displayed values and growth are calculated: The operator reports external manufacturer-service arrangements and modality fleets. Applying inherited fees produces a modeled fleet-activity index, not observed maintenance expense.
   - Evidence informing forecast-year allocation inputs; displayed values and growth are calculated: The operator reports external manufacturer-service arrangements and modality fleets. Applying inherited fees produces a modeled fleet-activity index, not observed maintenance expense.

4. GE HealthCare Technologies Inc. - 2025 Form 10-K
   - Evidence informing the 2023 market-value input; displayed series and growth include calculations: Reported services revenue of USD xx.xx supplies a historical commercial-activity proxy; it is broader than imaging maintenance.
   - Evidence informing the 2024 market-value input; displayed series and growth include calculations: Reported services revenue of USD xx.xx supplies the comparable historical proxy.
   - Evidence informing base-year allocation inputs; displayed values and growth are calculated: Destination-sales cross-check; broader than maintenance.
   - Evidence informing forecast-year allocation inputs; displayed values and growth are calculated: Destination-sales cross-check; broader than maintenance.
   - Evidence informing base-year allocation inputs; displayed values and growth are calculated: EMEA commercial-scale cross-check.
   - Evidence informing forecast-year allocation inputs; displayed values and growth are calculated: EMEA commercial-scale cross-check.
   - Evidence informing base-year allocation inputs; displayed values and growth are calculated: China commercial activity and 2025 growth counterevidence.
   - Evidence informing forecast-year allocation inputs; displayed values and growth are calculated: China commercial activity and 2025 growth counterevidence.
   - Evidence informing base-year allocation inputs; displayed values and growth are calculated: U.S. destination sales were USD xx.xx, not maintenance-only revenue.
   - Evidence informing forecast-year allocation inputs; displayed values and growth are calculated: U.S. destination sales were USD xx.xx, not maintenance-only revenue.
   - Evidence informing base-year allocation inputs; displayed values and growth are calculated: China destination sales were USD xx.xx; regional sales declined in 2025.
   - Evidence informing forecast-year allocation inputs; displayed values and growth are calculated: China destination sales were USD xx.xx; regional sales declined in 2025.
5. GE HealthCare Technologies Inc. - 2022 Form 10-K
   - Evidence informing the 2020 market-value input; displayed series and growth include calculations: Services revenue of USD xx.xx anchors the high-cost equipment cohort's historical activity index.
   - Evidence informing the 2021 market-value input; displayed series and growth include calculations: Services revenue of USD xx.xx supplies the comparable activity index.
   - Evidence informing the 2022 market-value input; displayed series and growth include calculations: Services revenue of USD xx.xx supplies the activity index. The filing attributes the services decline primarily to unfavorable currency effects.
6. Health at a Glance 2025 - Diagnostic Technologies
   - Evidence informing the 2032 market-value input; displayed series and growth include calculations: Long-run increases in imaging activity support continued equipment demand; examination volumes are not substituted for maintenance revenue.
   - Evidence informing the 2040 market-value input; displayed series and growth include calculations: The observed country variation and incomplete coverage constrain long-run stock-growth assumptions and prohibit uniform worldwide density extrapolation.
7. OnWatch Predict
   - Evidence informing the 2032 market-value input; displayed series and growth include calculations: Conditional reported benefits support considering a service-efficiency counterforce, not applying downtime reductions directly to service revenue.
   - Evidence informing the 2040 market-value input; displayed series and growth include calculations: The offering supports retaining human and component fulfillment costs in the long-run forecast; it does not establish autonomous servicing or engineer replacement.

8. Unite In-House Service Solutions
   - Evidence informing the 2032 market-value input; displayed series and growth include calculations: The retained-labor boundary supports the modeled purchased-scope counterforce, without measuring future adoption.
   - Evidence informing the 2040 market-value input; displayed series and growth include calculations: The offering supports maintaining a distinction between installed equipment obligations and externally purchased service expenditure.
9. Philips Standard Terms and Conditions of Service, Revision 23, April 2024
   - Evidence informing the 2032 market-value input; displayed series and growth include calculations: Published lifecycle terms condition post-End-of-Life repair on parts and trained-personnel availability and remove the earlier uptime guarantee. These constrain assumed indefinite support extension.
   - Evidence informing the 2040 market-value input; displayed series and growth include calculations: The lifecycle conditions support including retirement and support limitations in long-run growth assumptions, but do not establish a dated global withdrawal event.
10. Health at a Glance 2025 - Diagnostic Technologies
    - Evidence informing base-year allocation inputs; displayed values and growth are calculated: Imaging-stock comparator.
    - Evidence informing forecast-year allocation inputs; displayed values and growth are calculated: Imaging-stock comparator.
    - Evidence informing base-year allocation inputs; displayed values and growth are calculated: Coverage limitation.
    - Evidence informing forecast-year allocation inputs; displayed values and growth are calculated: Coverage limitation.
11. Health at a Glance: Latin America and the Caribbean 2023 - Medical Technologies
    - Evidence informing base-year allocation inputs; displayed values and growth are calculated: Brazil's CT and MRI densities anchor the equipment-linked expenditure proxy.
    - Evidence informing forecast-year allocation inputs; displayed values and growth are calculated: Brazil's CT and MRI densities anchor the equipment-linked expenditure proxy.
    - Evidence informing base-year allocation inputs; displayed values and growth are calculated: Heterogeneous regional equipment availability and partial coverage constrain the allocation model.
    - Evidence informing forecast-year allocation inputs; displayed values and growth are calculated: Heterogeneous regional equipment availability and partial coverage constrain the allocation model.
12. Health at a Glance: Asia/Pacific 2024 - Medical Technologies
    - Evidence informing base-year allocation inputs; displayed values and growth are calculated: Density and reimbursement-coverage anchors.
    - Evidence informing forecast-year allocation inputs; displayed values and growth are calculated: Density and reimbursement-coverage anchors.
    - Evidence informing base-year allocation inputs; displayed values and growth are calculated: High installed-density anchor.
    - Evidence informing forecast-year allocation inputs; displayed values and growth are calculated: High installed-density anchor.
    - Evidence informing base-year allocation inputs; displayed values and growth are calculated: Installed-density anchor.
    - Evidence informing forecast-year allocation inputs; displayed values and growth are calculated: Installed-density anchor.
    - Evidence informing base-year allocation inputs; displayed values and growth are calculated: Regional heterogeneity constrains uniform-density and uniform-access assumptions.
    - Evidence informing forecast-year allocation inputs; displayed values and growth are calculated: Regional heterogeneity constrains uniform-density and uniform-access assumptions.

13. Assessment of Breast Cancer Control Capacities in the WHO African Region in 2022
    - Evidence informing base-year allocation inputs; displayed values and growth are calculated: Survey coverage and equipment scarcity constrain extrapolation across Africa.
    - Evidence informing forecast-year allocation inputs; displayed values and growth are calculated: Survey coverage and equipment scarcity constrain extrapolation across Africa.
14. Hospital Equipment Maintenance Requirements - CMS Memorandum 14-07-Hospital
    - Evidence informing base-year allocation inputs; displayed values and growth are calculated: Imaging maintenance must follow manufacturer recommendations; this is not an exclusive OEM purchasing award.
    - Evidence informing forecast-year allocation inputs; displayed values and growth are calculated: Imaging maintenance must follow manufacturer recommendations; this is not an exclusive OEM purchasing award.
15. Managed Neutral Vendor Services - East of England Collaborative Procurement Hub
    - Evidence informing forecast-year allocation inputs; displayed values and growth are calculated: The framework starts January xx.xx 2026 and requires mini-competition; admission is not realized maintenance revenue.
16. Diagnostic Imaging Accreditation Scheme - Australian Commission on Safety and Quality in Health Care
    - Evidence informing base-year allocation inputs; displayed values and growth are calculated: Equipment-appropriate training, local licensing and records constrain service access, without measuring an outsourcing share.
    - Evidence informing forecast-year allocation inputs; displayed values and growth are calculated: Equipment-appropriate training, local licensing and records constrain service access, without measuring an outsourcing share.
17. Canadian Medical Imaging Inventory 2022-2023: Provincial and Territorial Overview
    - Evidence informing base-year allocation inputs; displayed values and growth are calculated: Private-site participation supplies an outpatient calibration lead; private ownership is not equated automatically with imaging-centre status.
    - Evidence informing forecast-year allocation inputs; displayed values and growth are calculated: Private-site participation supplies an outpatient calibration lead; private ownership is not equated automatically with imaging-centre status.

10.3. Medical and Allied Health Practices

Table 92. Global Medical Imaging Equipment Maintenance Services Market Size, by Medical and Allied Health Practices, by Region, 2017-2040 (USD Million)

Region	2017	2024	2025	2026	2027	2032	2040	CAGR (%)
Africa	xx.xx	xx.xx	xx.xx	xx.xx	xx.xx	xx.xx	xx.xx	xx.xx
Asia-Pacific	xx.xx	xx.xx	xx.xx	xx.xx	xx.xx	xx.xx	xx.xx	xx.xx
Europe	xx.xx	xx.xx	xx.xx	xx.xx	xx.xx	xx.xx	xx.xx	xx.xx
Latin America	xx.xx	xx.xx	xx.xx	xx.xx	xx.xx	xx.xx	xx.xx	xx.xx
Middle East	xx.xx	xx.xx	xx.xx	xx.xx	xx.xx	xx.xx	xx.xx	xx.xx
North America	xx.xx	xx.xx	xx.xx	xx.xx	xx.xx	xx.xx	xx.xx	xx.xx
Total	**xx.xx**	**xx.xx**	**xx.xx**	**xx.xx**	**xx.xx**	**xx.xx**	**xx.xx**	**xx.xx**

Table 93. Global Medical Imaging Equipment Maintenance Services Market Size, by Medical and Allied Health Practices, by Group, 2017-2040 (USD Million)

Group	2017	2024	2025	2026	2027	2032	2040	CAGR (%)
ASEAN	xx.xx	xx.xx	xx.xx	xx.xx	xx.xx	xx.xx	xx.xx	xx.xx
BRICS	xx.xx	xx.xx	xx.xx	xx.xx	xx.xx	xx.xx	xx.xx	xx.xx
European Union	xx.xx	xx.xx	xx.xx	xx.xx	xx.xx	xx.xx	xx.xx	xx.xx
G7	xx.xx	xx.xx	xx.xx	xx.xx	xx.xx	xx.xx	xx.xx	xx.xx
GCC	xx.xx	xx.xx	xx.xx	xx.xx	xx.xx	xx.xx	xx.xx	xx.xx
NATO	xx.xx	xx.xx	xx.xx	xx.xx	xx.xx	xx.xx	xx.xx	xx.xx

Table 94. Global Medical Imaging Equipment Maintenance Services Market Size, by Medical and Allied Health Practices, by Country, 2017-2040 (USD Million)

Country	2017	2024	2025	2026	2027	2032	2040	CAGR (%)
Australia	xx.xx	xx.xx	xx.xx	xx.xx	xx.xx	xx.xx	xx.xx	xx.xx
Brazil	xx.xx	xx.xx	xx.xx	xx.xx	xx.xx	xx.xx	xx.xx	xx.xx
Canada	xx.xx	xx.xx	xx.xx	xx.xx	xx.xx	xx.xx	xx.xx	xx.xx
China	xx.xx	xx.xx	xx.xx	xx.xx	xx.xx	xx.xx	xx.xx	xx.xx
France	xx.xx	xx.xx	xx.xx	xx.xx	xx.xx	xx.xx	xx.xx	xx.xx
Germany	xx.xx	xx.xx	xx.xx	xx.xx	xx.xx	xx.xx	xx.xx	xx.xx
India	xx.xx	xx.xx	xx.xx	xx.xx	xx.xx	xx.xx	xx.xx	xx.xx
Italy	xx.xx	xx.xx	xx.xx	xx.xx	xx.xx	xx.xx	xx.xx	xx.xx
Japan	xx.xx	xx.xx	xx.xx	xx.xx	xx.xx	xx.xx	xx.xx	xx.xx
Mexico	xx.xx	xx.xx	xx.xx	xx.xx	xx.xx	xx.xx	xx.xx	xx.xx
Russia	xx.xx	xx.xx	xx.xx	xx.xx	xx.xx	xx.xx	xx.xx	xx.xx
South Korea	xx.xx	xx.xx	xx.xx	xx.xx	xx.xx	xx.xx	xx.xx	xx.xx
Spain	xx.xx	xx.xx	xx.xx	xx.xx	xx.xx	xx.xx	xx.xx	xx.xx
United Kingdom	xx.xx	xx.xx	xx.xx	xx.xx	xx.xx	xx.xx	xx.xx	xx.xx
United States	xx.xx	xx.xx	xx.xx	xx.xx	xx.xx	xx.xx	xx.xx	xx.xx
Others	xx.xx	xx.xx	xx.xx	xx.xx	xx.xx	xx.xx	xx.xx	xx.xx
Total	**xx.xx**	**xx.xx**	**xx.xx**	**xx.xx**	**xx.xx**	**xx.xx**	**xx.xx**	**xx.xx**

Sources & Evidence

1. Radiation Protection and Safety in Medical Uses of Ionizing Radiation - Specific Safety Guide No. SSG-46

   · Taxonomy evidence: The guide identifies medical specialists and non-dental practitioners, including chiropractors, osteopaths and podiatrists, among professionals involved in radiological practice. This supports the practice perimeter, not maintenance-purchasing volume.

2. A System of Health Accounts 2011: Revised Edition - Classification of Health Care Providers
   - Taxonomy evidence: Medical practices and non-dental health-practitioner practices are explicit provider classes, supporting their stated aggregation here.
3. Ultrasound physics group - St George's University Hospitals NHS Foundation Trust
   - Taxonomy evidence: The public hospital's ultrasound support service identifies GP practices among its clients and describes equipment maintenance and management within its support offering. This supports general medical practices, but does not separately verify purchasing across all allied-health practices.
4. GE HealthCare Technologies Inc. - 2025 Form 10-K
   - Evidence informing the 2023 market-value input; displayed series and growth include calculations: Reported services revenue of USD xx.xx supplies a historical commercial-activity proxy; it is broader than imaging maintenance.
   - Evidence informing the 2024 market-value input; displayed series and growth include calculations: Reported services revenue of USD xx.xx supplies the comparable historical proxy.
   - Evidence informing base-year allocation inputs; displayed values and growth are calculated: Destination-sales cross-check; broader than maintenance.
   - Evidence informing forecast-year allocation inputs; displayed values and growth are calculated: Destination-sales cross-check; broader than maintenance.
   - Evidence informing base-year allocation inputs; displayed values and growth are calculated: EMEA commercial-scale cross-check.
   - Evidence informing forecast-year allocation inputs; displayed values and growth are calculated: EMEA commercial-scale cross-check.
   - Evidence informing base-year allocation inputs; displayed values and growth are calculated: China commercial activity and 2025 growth counterevidence.
   - Evidence informing forecast-year allocation inputs; displayed values and growth are calculated: China commercial activity and 2025 growth counterevidence.
   - Evidence informing base-year allocation inputs; displayed values and growth are calculated: U.S. destination sales were USD xx.xx, not maintenance-only revenue.
   - Evidence informing forecast-year allocation inputs; displayed values and growth are calculated: U.S. destination sales were USD xx.xx, not maintenance-only revenue.
   - Evidence informing base-year allocation inputs; displayed values and growth are calculated: China destination sales were USD xx.xx; regional sales declined in 2025.
   - Evidence informing forecast-year allocation inputs; displayed values and growth are calculated: China destination sales were USD xx.xx; regional sales declined in 2025.
5. GE HealthCare Technologies Inc. - 2022 Form 10-K
   - Evidence informing the 2020 market-value input; displayed series and growth include calculations: Services revenue of USD xx.xx anchors the high-cost equipment cohort's historical activity index.
   - Evidence informing the 2021 market-value input; displayed series and growth include calculations: Services revenue of USD xx.xx supplies the comparable activity index.
   - Evidence informing the 2022 market-value input; displayed series and growth include calculations: Services revenue of USD xx.xx supplies the activity index. The filing attributes the services decline primarily to unfavorable currency effects.
6. Health at a Glance 2025 - Diagnostic Technologies
   - Evidence informing the 2032 market-value input; displayed series and growth include calculations: Long-run increases in imaging activity support continued equipment demand; examination volumes are not substituted for maintenance revenue.
   - Evidence informing the 2040 market-value input; displayed series and growth include calculations: The observed country variation and incomplete coverage constrain long-run stock-growth assumptions and prohibit uniform worldwide density extrapolation.

7. OnWatch Predict
   - Evidence informing the 2032 market-value input; displayed series and growth include calculations: Conditional reported benefits support considering a service-efficiency counterforce, not applying downtime reductions directly to service revenue.
   - Evidence informing the 2040 market-value input; displayed series and growth include calculations: The offering supports retaining human and component fulfillment costs in the long-run forecast; it does not establish autonomous servicing or engineer replacement.
8. Unite In-House Service Solutions
   - Evidence informing the 2032 market-value input; displayed series and growth include calculations: The retained-labor boundary supports the modeled purchased-scope counterforce, without measuring future adoption.
   - Evidence informing the 2040 market-value input; displayed series and growth include calculations: The offering supports maintaining a distinction between installed equipment obligations and externally purchased service expenditure.
9. Philips Standard Terms and Conditions of Service, Revision 23, April 2024
   - Evidence informing the 2032 market-value input; displayed series and growth include calculations: Published lifecycle terms condition post-End-of-Life repair on parts and trained-personnel availability and remove the earlier uptime guarantee. These constrain assumed indefinite support extension.
   - Evidence informing the 2040 market-value input; displayed series and growth include calculations: The lifecycle conditions support including retirement and support limitations in long-run growth assumptions, but do not establish a dated global withdrawal event.
10. Health at a Glance 2025 - Diagnostic Technologies
    - Evidence informing base-year allocation inputs; displayed values and growth are calculated: Imaging-stock comparator.
    - Evidence informing forecast-year allocation inputs; displayed values and growth are calculated: Imaging-stock comparator.
    - Evidence informing base-year allocation inputs; displayed values and growth are calculated: Coverage limitation.
    - Evidence informing forecast-year allocation inputs; displayed values and growth are calculated: Coverage limitation.
11. Health at a Glance: Latin America and the Caribbean 2023 - Medical Technologies
    - Evidence informing base-year allocation inputs; displayed values and growth are calculated: Brazil's CT and MRI densities anchor the equipment-linked expenditure proxy.
    - Evidence informing forecast-year allocation inputs; displayed values and growth are calculated: Brazil's CT and MRI densities anchor the equipment-linked expenditure proxy.
    - Evidence informing base-year allocation inputs; displayed values and growth are calculated: Heterogeneous regional equipment availability and partial coverage constrain the allocation model.
    - Evidence informing forecast-year allocation inputs; displayed values and growth are calculated: Heterogeneous regional equipment availability and partial coverage constrain the allocation model.

12. Health at a Glance: Asia/Pacific 2024 - Medical Technologies
    - Evidence informing base-year allocation inputs; displayed values and growth are calculated: Density and reimbursement-coverage anchors.
    - Evidence informing forecast-year allocation inputs; displayed values and growth are calculated: Density and reimbursement-coverage anchors.
    - Evidence informing base-year allocation inputs; displayed values and growth are calculated: High installed-density anchor.
    - Evidence informing forecast-year allocation inputs; displayed values and growth are calculated: High installed-density anchor.
    - Evidence informing base-year allocation inputs; displayed values and growth are calculated: Installed-density anchor.
    - Evidence informing forecast-year allocation inputs; displayed values and growth are calculated: Installed-density anchor.
    - Evidence informing base-year allocation inputs; displayed values and growth are calculated: Regional heterogeneity constrains uniform-density and uniform-access assumptions.
    - Evidence informing forecast-year allocation inputs; displayed values and growth are calculated: Regional heterogeneity constrains uniform-density and uniform-access assumptions.
13. Assessment of Breast Cancer Control Capacities in the WHO African Region in 2022
    - Evidence informing base-year allocation inputs; displayed values and growth are calculated: Survey coverage and equipment scarcity constrain extrapolation across Africa.
    - Evidence informing forecast-year allocation inputs; displayed values and growth are calculated: Survey coverage and equipment scarcity constrain extrapolation across Africa.
14. Hospital Equipment Maintenance Requirements - CMS Memorandum 14-07-Hospital
    - Evidence informing base-year allocation inputs; displayed values and growth are calculated: Imaging maintenance must follow manufacturer recommendations; this is not an exclusive OEM purchasing award.
    - Evidence informing forecast-year allocation inputs; displayed values and growth are calculated: Imaging maintenance must follow manufacturer recommendations; this is not an exclusive OEM purchasing award.
15. Managed Neutral Vendor Services - East of England Collaborative Procurement Hub
    - Evidence informing forecast-year allocation inputs; displayed values and growth are calculated: The framework starts January xx.xx 2026 and requires mini-competition; admission is not realized maintenance revenue.
16. Diagnostic Imaging Accreditation Scheme - Australian Commission on Safety and Quality in Health Care
    - Evidence informing base-year allocation inputs; displayed values and growth are calculated: Equipment-appropriate training, local licensing and records constrain service access, without measuring an outsourcing share.
    - Evidence informing forecast-year allocation inputs; displayed values and growth are calculated: Equipment-appropriate training, local licensing and records constrain service access, without measuring an outsourcing share.

10.4. Ambulatory Care Centers

Table 95. Global Medical Imaging Equipment Maintenance Services Market Size, by Ambulatory Care Centers, by Region, 2017-2040 (USD Million)

Region	2017	2024	2025	2026	2027	2032	2040	CAGR (%)
Africa	xx.xx	xx.xx	xx.xx	xx.xx	xx.xx	xx.xx	xx.xx	xx.xx
Asia-Pacific	xx.xx	xx.xx	xx.xx	xx.xx	xx.xx	xx.xx	xx.xx	xx.xx
Europe	xx.xx	xx.xx	xx.xx	xx.xx	xx.xx	xx.xx	xx.xx	xx.xx
Latin America	xx.xx	xx.xx	xx.xx	xx.xx	xx.xx	xx.xx	xx.xx	xx.xx
Middle East	xx.xx	xx.xx	xx.xx	xx.xx	xx.xx	xx.xx	xx.xx	xx.xx
North America	xx.xx	xx.xx	xx.xx	xx.xx	xx.xx	xx.xx	xx.xx	xx.xx
Total	**xx.xx**	**xx.xx**	**xx.xx**	**xx.xx**	**xx.xx**	**xx.xx**	**xx.xx**	**xx.xx**

Table 96. Global Medical Imaging Equipment Maintenance Services Market Size, by Ambulatory Care Centers, by Group, 2017-2040 (USD Million)

Group	2017	2024	2025	2026	2027	2032	2040	CAGR (%)
ASEAN	xx.xx	xx.xx	xx.xx	xx.xx	xx.xx	xx.xx	xx.xx	xx.xx
BRICS	xx.xx	xx.xx	xx.xx	xx.xx	xx.xx	xx.xx	xx.xx	xx.xx
European Union	xx.xx	xx.xx	xx.xx	xx.xx	xx.xx	xx.xx	xx.xx	xx.xx
G7	xx.xx	xx.xx	xx.xx	xx.xx	xx.xx	xx.xx	xx.xx	xx.xx
GCC	xx.xx	xx.xx	xx.xx	xx.xx	xx.xx	xx.xx	xx.xx	xx.xx
NATO	xx.xx	xx.xx	xx.xx	xx.xx	xx.xx	xx.xx	xx.xx	xx.xx

Table 97. Global Medical Imaging Equipment Maintenance Services Market Size, by Ambulatory Care Centers, by Country, 2017-2040 (USD Million)

Country	2017	2024	2025	2026	2027	2032	2040	CAGR (%)
Australia	xx.xx	xx.xx	xx.xx	xx.xx	xx.xx	xx.xx	xx.xx	xx.xx
Brazil	xx.xx	xx.xx	xx.xx	xx.xx	xx.xx	xx.xx	xx.xx	xx.xx
Canada	xx.xx	xx.xx	xx.xx	xx.xx	xx.xx	xx.xx	xx.xx	xx.xx
China	xx.xx	xx.xx	xx.xx	xx.xx	xx.xx	xx.xx	xx.xx	xx.xx
France	xx.xx	xx.xx	xx.xx	xx.xx	xx.xx	xx.xx	xx.xx	xx.xx
Germany	xx.xx	xx.xx	xx.xx	xx.xx	xx.xx	xx.xx	xx.xx	xx.xx
India	xx.xx	xx.xx	xx.xx	xx.xx	xx.xx	xx.xx	xx.xx	xx.xx
Italy	xx.xx	xx.xx	xx.xx	xx.xx	xx.xx	xx.xx	xx.xx	xx.xx
Japan	xx.xx	xx.xx	xx.xx	xx.xx	xx.xx	xx.xx	xx.xx	xx.xx
Mexico	xx.xx	xx.xx	xx.xx	xx.xx	xx.xx	xx.xx	xx.xx	xx.xx
Russia	xx.xx	xx.xx	xx.xx	xx.xx	xx.xx	xx.xx	xx.xx	xx.xx
South Korea	xx.xx	xx.xx	xx.xx	xx.xx	xx.xx	xx.xx	xx.xx	xx.xx
Spain	xx.xx	xx.xx	xx.xx	xx.xx	xx.xx	xx.xx	xx.xx	xx.xx
United Kingdom	xx.xx	xx.xx	xx.xx	xx.xx	xx.xx	xx.xx	xx.xx	xx.xx
United States	xx.xx	xx.xx	xx.xx	xx.xx	xx.xx	xx.xx	xx.xx	xx.xx
Others	xx.xx	xx.xx	xx.xx	xx.xx	xx.xx	xx.xx	xx.xx	xx.xx
Total	**xx.xx**	**xx.xx**	**xx.xx**	**xx.xx**	**xx.xx**	**xx.xx**	**xx.xx**	**xx.xx**

Sources & Evidence

1. A System of Health Accounts 2011: Revised Edition - Classification of Health Care Providers
   · Taxonomy evidence: Ambulatory care centers, including freestanding surgical facilities, are distinguished from professional practices and integrated hospital departments.
2. Biomedical Equipment Management & Maintenance Program: Technical Manual for Implementation in PPP Mode
   · Taxonomy evidence: The comprehensive maintenance program extends to primary and community health facilities. Their placement as ambulatory centers or hospitals must follow actual operating functions, not national facility acronyms alone.

3. GE HealthCare Technologies Inc. - 2025 Form 10-K
   - Evidence informing the 2023 market-value input; displayed series and growth include calculations: Reported services revenue of USD xx.xx supplies a historical commercial-activity proxy; it is broader than imaging maintenance.
   - Evidence informing the 2024 market-value input; displayed series and growth include calculations: Reported services revenue of USD xx.xx supplies the comparable historical proxy.
   - Evidence informing base-year allocation inputs; displayed values and growth are calculated: Destination-sales cross-check; broader than maintenance.
   - Evidence informing forecast-year allocation inputs; displayed values and growth are calculated: Destination-sales cross-check; broader than maintenance.
   - Evidence informing base-year allocation inputs; displayed values and growth are calculated: EMEA commercial-scale cross-check.
   - Evidence informing forecast-year allocation inputs; displayed values and growth are calculated: EMEA commercial-scale cross-check.
   - Evidence informing base-year allocation inputs; displayed values and growth are calculated: China commercial activity and 2025 growth counterevidence.
   - Evidence informing forecast-year allocation inputs; displayed values and growth are calculated: China commercial activity and 2025 growth counterevidence.
   - Evidence informing base-year allocation inputs; displayed values and growth are calculated: U.S. destination sales were USD xx.xx, not maintenance-only revenue.
   - Evidence informing forecast-year allocation inputs; displayed values and growth are calculated: U.S. destination sales were USD xx.xx, not maintenance-only revenue.
   - Evidence informing base-year allocation inputs; displayed values and growth are calculated: China destination sales were USD xx.xx; regional sales declined in 2025.
   - Evidence informing forecast-year allocation inputs; displayed values and growth are calculated: China destination sales were USD xx.xx; regional sales declined in 2025.
4. GE HealthCare Technologies Inc. - 2022 Form 10-K
   - Evidence informing the 2020 market-value input; displayed series and growth include calculations: Services revenue of USD xx.xx anchors the high-cost equipment cohort's historical activity index.
   - Evidence informing the 2021 market-value input; displayed series and growth include calculations: Services revenue of USD xx.xx supplies the comparable activity index.
   - Evidence informing the 2022 market-value input; displayed series and growth include calculations: Services revenue of USD xx.xx supplies the activity index. The filing attributes the services decline primarily to unfavorable currency effects.
5. Health at a Glance 2025 - Diagnostic Technologies
   - Evidence informing the 2032 market-value input; displayed series and growth include calculations: Long-run increases in imaging activity support continued equipment demand; examination volumes are not substituted for maintenance revenue.
   - Evidence informing the 2040 market-value input; displayed series and growth include calculations: The observed country variation and incomplete coverage constrain long-run stock-growth assumptions and prohibit uniform worldwide density extrapolation.
6. OnWatch Predict
   - Evidence informing the 2032 market-value input; displayed series and growth include calculations: Conditional reported benefits support considering a service-efficiency counterforce, not applying downtime reductions directly to service revenue.
   - Evidence informing the 2040 market-value input; displayed series and growth include calculations: The offering supports retaining human and component fulfillment costs in the long-run forecast; it does not establish autonomous servicing or engineer replacement.

7. Unite In-House Service Solutions
   - Evidence informing the 2032 market-value input; displayed series and growth include calculations: The retained-labor boundary supports the modeled purchased-scope counterforce, without measuring future adoption.
   - Evidence informing the 2040 market-value input; displayed series and growth include calculations: The offering supports maintaining a distinction between installed equipment obligations and externally purchased service expenditure.
8. Philips Standard Terms and Conditions of Service, Revision 23, April 2024
   - Evidence informing the 2032 market-value input; displayed series and growth include calculations: Published lifecycle terms condition post-End-of-Life repair on parts and trained-personnel availability and remove the earlier uptime guarantee. These constrain assumed indefinite support extension.
   - Evidence informing the 2040 market-value input; displayed series and growth include calculations: The lifecycle conditions support including retirement and support limitations in long-run growth assumptions, but do not establish a dated global withdrawal event.
9. Health at a Glance 2025 - Diagnostic Technologies
   - Evidence informing base-year allocation inputs; displayed values and growth are calculated: Imaging-stock comparator.
   - Evidence informing forecast-year allocation inputs; displayed values and growth are calculated: Imaging-stock comparator.
   - Evidence informing base-year allocation inputs; displayed values and growth are calculated: Coverage limitation.
   - Evidence informing forecast-year allocation inputs; displayed values and growth are calculated: Coverage limitation.
10. Health at a Glance: Latin America and the Caribbean 2023 - Medical Technologies
    - Evidence informing base-year allocation inputs; displayed values and growth are calculated: Brazil's CT and MRI densities anchor the equipment-linked expenditure proxy.
    - Evidence informing forecast-year allocation inputs; displayed values and growth are calculated: Brazil's CT and MRI densities anchor the equipment-linked expenditure proxy.
    - Evidence informing base-year allocation inputs; displayed values and growth are calculated: Heterogeneous regional equipment availability and partial coverage constrain the allocation model.
    - Evidence informing forecast-year allocation inputs; displayed values and growth are calculated: Heterogeneous regional equipment availability and partial coverage constrain the allocation model.
11. Health at a Glance: Asia/Pacific 2024 - Medical Technologies
    - Evidence informing base-year allocation inputs; displayed values and growth are calculated: Density and reimbursement-coverage anchors.
    - Evidence informing forecast-year allocation inputs; displayed values and growth are calculated: Density and reimbursement-coverage anchors.
    - Evidence informing base-year allocation inputs; displayed values and growth are calculated: High installed-density anchor.
    - Evidence informing forecast-year allocation inputs; displayed values and growth are calculated: High installed-density anchor.
    - Evidence informing base-year allocation inputs; displayed values and growth are calculated: Installed-density anchor.
    - Evidence informing forecast-year allocation inputs; displayed values and growth are calculated: Installed-density anchor.
    - Evidence informing base-year allocation inputs; displayed values and growth are calculated: Regional heterogeneity constrains uniform-density and uniform-access assumptions.
    - Evidence informing forecast-year allocation inputs; displayed values and growth are calculated: Regional heterogeneity constrains uniform-density and uniform-access assumptions.

12. Assessment of Breast Cancer Control Capacities in the WHO African Region in 2022
    - Evidence informing base-year allocation inputs; displayed values and growth are calculated: Survey coverage and equipment scarcity constrain extrapolation across Africa.
    - Evidence informing forecast-year allocation inputs; displayed values and growth are calculated: Survey coverage and equipment scarcity constrain extrapolation across Africa.
13. Hospital Equipment Maintenance Requirements - CMS Memorandum 14-07-Hospital
    - Evidence informing base-year allocation inputs; displayed values and growth are calculated: Imaging maintenance must follow manufacturer recommendations; this is not an exclusive OEM purchasing award.
    - Evidence informing forecast-year allocation inputs; displayed values and growth are calculated: Imaging maintenance must follow manufacturer recommendations; this is not an exclusive OEM purchasing award.
14. Managed Neutral Vendor Services - East of England Collaborative Procurement Hub
    - Evidence informing forecast-year allocation inputs; displayed values and growth are calculated: The framework starts January xx.xx 2026 and requires mini-competition; admission is not realized maintenance revenue.
15. Diagnostic Imaging Accreditation Scheme - Australian Commission on Safety and Quality in Health Care
    - Evidence informing base-year allocation inputs; displayed values and growth are calculated: Equipment-appropriate training, local licensing and records constrain service access, without measuring an outsourcing share.
    - Evidence informing forecast-year allocation inputs; displayed values and growth are calculated: Equipment-appropriate training, local licensing and records constrain service access, without measuring an outsourcing share.

10.5. Dental Practices

Table 98. Global Medical Imaging Equipment Maintenance Services Market Size, by Dental Practices, by Region, 2017-2040 (USD Million)

Region	2017	2024	2025	2026	2027	2032	2040	CAGR (%)
Africa	xx.xx	xx.xx	xx.xx	xx.xx	xx.xx	xx.xx	xx.xx	xx.xx
Asia-Pacific	xx.xx	xx.xx	xx.xx	xx.xx	xx.xx	xx.xx	xx.xx	xx.xx
Europe	xx.xx	xx.xx	xx.xx	xx.xx	xx.xx	xx.xx	xx.xx	xx.xx
Latin America	xx.xx	xx.xx	xx.xx	xx.xx	xx.xx	xx.xx	xx.xx	xx.xx
Middle East	xx.xx	xx.xx	xx.xx	xx.xx	xx.xx	xx.xx	xx.xx	xx.xx
North America	xx.xx	xx.xx	xx.xx	xx.xx	xx.xx	xx.xx	xx.xx	xx.xx
Total	**xx.xx**	**xx.xx**	**xx.xx**	**xx.xx**	**xx.xx**	**xx.xx**	**xx.xx**	**xx.xx**

Table 99. Global Medical Imaging Equipment Maintenance Services Market Size, by Dental Practices, by Group, 2017-2040 (USD Million)

Group	2017	2024	2025	2026	2027	2032	2040	CAGR (%)
ASEAN	xx.xx	xx.xx	xx.xx	xx.xx	xx.xx	xx.xx	xx.xx	xx.xx
BRICS	xx.xx	xx.xx	xx.xx	xx.xx	xx.xx	xx.xx	xx.xx	xx.xx
European Union	xx.xx	xx.xx	xx.xx	xx.xx	xx.xx	xx.xx	xx.xx	xx.xx
G7	xx.xx	xx.xx	xx.xx	xx.xx	xx.xx	xx.xx	xx.xx	xx.xx
GCC	xx.xx	xx.xx	xx.xx	xx.xx	xx.xx	xx.xx	xx.xx	xx.xx
NATO	xx.xx	xx.xx	xx.xx	xx.xx	xx.xx	xx.xx	xx.xx	xx.xx

Table 100. Global Medical Imaging Equipment Maintenance Services Market Size, by Dental Practices, by Country, 2017-2040 (USD Million)

Country	2017	2024	2025	2026	2027	2032	2040	CAGR (%)
Australia	xx.xx	xx.xx	xx.xx	xx.xx	xx.xx	xx.xx	xx.xx	xx.xx
Brazil	xx.xx	xx.xx	xx.xx	xx.xx	xx.xx	xx.xx	xx.xx	xx.xx
Canada	xx.xx	xx.xx	xx.xx	xx.xx	xx.xx	xx.xx	xx.xx	xx.xx
China	xx.xx	xx.xx	xx.xx	xx.xx	xx.xx	xx.xx	xx.xx	xx.xx
France	xx.xx	xx.xx	xx.xx	xx.xx	xx.xx	xx.xx	xx.xx	xx.xx
Germany	xx.xx	xx.xx	xx.xx	xx.xx	xx.xx	xx.xx	xx.xx	xx.xx
India	xx.xx	xx.xx	xx.xx	xx.xx	xx.xx	xx.xx	xx.xx	xx.xx
Italy	xx.xx	xx.xx	xx.xx	xx.xx	xx.xx	xx.xx	xx.xx	xx.xx
Japan	xx.xx	xx.xx	xx.xx	xx.xx	xx.xx	xx.xx	xx.xx	xx.xx
Mexico	xx.xx	xx.xx	xx.xx	xx.xx	xx.xx	xx.xx	xx.xx	xx.xx
Russia	xx.xx	xx.xx	xx.xx	xx.xx	xx.xx	xx.xx	xx.xx	xx.xx
South Korea	xx.xx	xx.xx	xx.xx	xx.xx	xx.xx	xx.xx	xx.xx	xx.xx
Spain	xx.xx	xx.xx	xx.xx	xx.xx	xx.xx	xx.xx	xx.xx	xx.xx
United Kingdom	xx.xx	xx.xx	xx.xx	xx.xx	xx.xx	xx.xx	xx.xx	xx.xx
United States	xx.xx	xx.xx	xx.xx	xx.xx	xx.xx	xx.xx	xx.xx	xx.xx
Others	xx.xx	xx.xx	xx.xx	xx.xx	xx.xx	xx.xx	xx.xx	xx.xx
Total	**xx.xx**	**xx.xx**	**xx.xx**	**xx.xx**	**xx.xx**	**xx.xx**	**xx.xx**	**xx.xx**

Sources & Evidence

1. A System of Health Accounts 2011: Revised Edition - Classification of Health Care Providers
   - Taxonomy evidence: Dental practices are distinguished from medical practices.

2. Dental X-ray Services - Royal Surrey Medical Physics
   - Taxonomy evidence: The public healthcare provider describes dental X-ray equipment-performance and maintenance services supplied to NHS and private dental practices, independently corroborating a practice-facing upkeep offering.
3. GE HealthCare Technologies Inc. - 2025 Form 10-K
   - Evidence informing the 2023 market-value input; displayed series and growth include calculations: Reported services revenue of USD xx.xx supplies a historical commercial-activity proxy; it is broader than imaging maintenance.
   - Evidence informing the 2024 market-value input; displayed series and growth include calculations: Reported services revenue of USD xx.xx supplies the comparable historical proxy.
   - Evidence informing base-year allocation inputs; displayed values and growth are calculated: Destination-sales cross-check; broader than maintenance.
   - Evidence informing forecast-year allocation inputs; displayed values and growth are calculated: Destination-sales cross-check; broader than maintenance.
   - Evidence informing base-year allocation inputs; displayed values and growth are calculated: EMEA commercial-scale cross-check.
   - Evidence informing forecast-year allocation inputs; displayed values and growth are calculated: EMEA commercial-scale cross-check.
   - Evidence informing base-year allocation inputs; displayed values and growth are calculated: China commercial activity and 2025 growth counterevidence.
   - Evidence informing forecast-year allocation inputs; displayed values and growth are calculated: China commercial activity and 2025 growth counterevidence.
   - Evidence informing base-year allocation inputs; displayed values and growth are calculated: U.S. destination sales were USD xx.xx, not maintenance-only revenue.
   - Evidence informing forecast-year allocation inputs; displayed values and growth are calculated: U.S. destination sales were USD xx.xx, not maintenance-only revenue.
   - Evidence informing base-year allocation inputs; displayed values and growth are calculated: China destination sales were USD xx.xx; regional sales declined in 2025.
   - Evidence informing forecast-year allocation inputs; displayed values and growth are calculated: China destination sales were USD xx.xx; regional sales declined in 2025.
4. GE HealthCare Technologies Inc. - 2022 Form 10-K
   - Evidence informing the 2020 market-value input; displayed series and growth include calculations: Services revenue of USD xx.xx anchors the high-cost equipment cohort's historical activity index.
   - Evidence informing the 2021 market-value input; displayed series and growth include calculations: Services revenue of USD xx.xx supplies the comparable activity index.
   - Evidence informing the 2022 market-value input; displayed series and growth include calculations: Services revenue of USD xx.xx supplies the activity index. The filing attributes the services decline primarily to unfavorable currency effects.
5. Health at a Glance 2025 - Diagnostic Technologies
   - Evidence informing the 2032 market-value input; displayed series and growth include calculations: Long-run increases in imaging activity support continued equipment demand; examination volumes are not substituted for maintenance revenue.
   - Evidence informing the 2040 market-value input; displayed series and growth include calculations: The observed country variation and incomplete coverage constrain long-run stock-growth assumptions and prohibit uniform worldwide density extrapolation.
6. OnWatch Predict
   - Evidence informing the 2032 market-value input; displayed series and growth include calculations: Conditional reported benefits support considering a service-efficiency counterforce, not applying downtime reductions directly to service revenue.
   - Evidence informing the 2040 market-value input; displayed series and growth include calculations: The offering supports retaining human and component fulfillment costs in the long-run forecast; it does not establish autonomous servicing or engineer replacement.

7. Unite In-House Service Solutions
   - Evidence informing the 2032 market-value input; displayed series and growth include calculations: The retained-labor boundary supports the modeled purchased-scope counterforce, without measuring future adoption.
   - Evidence informing the 2040 market-value input; displayed series and growth include calculations: The offering supports maintaining a distinction between installed equipment obligations and externally purchased service expenditure.
8. Philips Standard Terms and Conditions of Service, Revision 23, April 2024
   - Evidence informing the 2032 market-value input; displayed series and growth include calculations: Published lifecycle terms condition post-End-of-Life repair on parts and trained-personnel availability and remove the earlier uptime guarantee. These constrain assumed indefinite support extension.
   - Evidence informing the 2040 market-value input; displayed series and growth include calculations: The lifecycle conditions support including retirement and support limitations in long-run growth assumptions, but do not establish a dated global withdrawal event.
9. Health at a Glance 2025 - Diagnostic Technologies
   - Evidence informing base-year allocation inputs; displayed values and growth are calculated: Imaging-stock comparator.
   - Evidence informing forecast-year allocation inputs; displayed values and growth are calculated: Imaging-stock comparator.
   - Evidence informing base-year allocation inputs; displayed values and growth are calculated: Coverage limitation.
   - Evidence informing forecast-year allocation inputs; displayed values and growth are calculated: Coverage limitation.
10. Health at a Glance: Latin America and the Caribbean 2023 - Medical Technologies
    - Evidence informing base-year allocation inputs; displayed values and growth are calculated: Brazil's CT and MRI densities anchor the equipment-linked expenditure proxy.
    - Evidence informing forecast-year allocation inputs; displayed values and growth are calculated: Brazil's CT and MRI densities anchor the equipment-linked expenditure proxy.
    - Evidence informing base-year allocation inputs; displayed values and growth are calculated: Heterogeneous regional equipment availability and partial coverage constrain the allocation model.
    - Evidence informing forecast-year allocation inputs; displayed values and growth are calculated: Heterogeneous regional equipment availability and partial coverage constrain the allocation model.
11. Health at a Glance: Asia/Pacific 2024 - Medical Technologies
    - Evidence informing base-year allocation inputs; displayed values and growth are calculated: Density and reimbursement-coverage anchors.
    - Evidence informing forecast-year allocation inputs; displayed values and growth are calculated: Density and reimbursement-coverage anchors.
    - Evidence informing base-year allocation inputs; displayed values and growth are calculated: High installed-density anchor.
    - Evidence informing forecast-year allocation inputs; displayed values and growth are calculated: High installed-density anchor.
    - Evidence informing base-year allocation inputs; displayed values and growth are calculated: Installed-density anchor.
    - Evidence informing forecast-year allocation inputs; displayed values and growth are calculated: Installed-density anchor.
    - Evidence informing base-year allocation inputs; displayed values and growth are calculated: Regional heterogeneity constrains uniform-density and uniform-access assumptions.
    - Evidence informing forecast-year allocation inputs; displayed values and growth are calculated: Regional heterogeneity constrains uniform-density and uniform-access assumptions.

12. Assessment of Breast Cancer Control Capacities in the WHO African Region in 2022
    - Evidence informing base-year allocation inputs; displayed values and growth are calculated: Survey coverage and equipment scarcity constrain extrapolation across Africa.
    - Evidence informing forecast-year allocation inputs; displayed values and growth are calculated: Survey coverage and equipment scarcity constrain extrapolation across Africa.
13. Hospital Equipment Maintenance Requirements - CMS Memorandum 14-07-Hospital
    - Evidence informing base-year allocation inputs; displayed values and growth are calculated: Imaging maintenance must follow manufacturer recommendations; this is not an exclusive OEM purchasing award.
    - Evidence informing forecast-year allocation inputs; displayed values and growth are calculated: Imaging maintenance must follow manufacturer recommendations; this is not an exclusive OEM purchasing award.
14. Managed Neutral Vendor Services - East of England Collaborative Procurement Hub
    - Evidence informing forecast-year allocation inputs; displayed values and growth are calculated: The framework starts January xx.xx 2026 and requires mini-competition; admission is not realized maintenance revenue.
15. Diagnostic Imaging Accreditation Scheme - Australian Commission on Safety and Quality in Health Care
    - Evidence informing base-year allocation inputs; displayed values and growth are calculated: Equipment-appropriate training, local licensing and records constrain service access, without measuring an outsourcing share.
    - Evidence informing forecast-year allocation inputs; displayed values and growth are calculated: Equipment-appropriate training, local licensing and records constrain service access, without measuring an outsourcing share.

10.6. Mobile Imaging Operators

Table 101. Global Medical Imaging Equipment Maintenance Services Market Size, by Mobile Imaging Operators, by Region, 2017-2040 (USD Million)

Region	2017	2024	2025	2026	2027	2032	2040	CAGR (%)
Africa	xx.xx	xx.xx	xx.xx	xx.xx	xx.xx	xx.xx	xx.xx	xx.xx
Asia-Pacific	xx.xx	xx.xx	xx.xx	xx.xx	xx.xx	xx.xx	xx.xx	xx.xx
Europe	xx.xx	xx.xx	xx.xx	xx.xx	xx.xx	xx.xx	xx.xx	xx.xx
Latin America	xx.xx	xx.xx	xx.xx	xx.xx	xx.xx	xx.xx	xx.xx	xx.xx
Middle East	xx.xx	xx.xx	xx.xx	xx.xx	xx.xx	xx.xx	xx.xx	xx.xx
North America	xx.xx	xx.xx	xx.xx	xx.xx	xx.xx	xx.xx	xx.xx	xx.xx
Total	**xx.xx**	**xx.xx**	**xx.xx**	**xx.xx**	**xx.xx**	**xx.xx**	**xx.xx**	**xx.xx**

Table 102. Global Medical Imaging Equipment Maintenance Services Market Size, by Mobile Imaging Operators, by Group, 2017-2040 (USD Million)

Group	2017	2024	2025	2026	2027	2032	2040	CAGR (%)
ASEAN	xx.xx	xx.xx	xx.xx	xx.xx	xx.xx	xx.xx	xx.xx	xx.xx
BRICS	xx.xx	xx.xx	xx.xx	xx.xx	xx.xx	xx.xx	xx.xx	xx.xx
European Union	xx.xx	xx.xx	xx.xx	xx.xx	xx.xx	xx.xx	xx.xx	xx.xx
G7	xx.xx	xx.xx	xx.xx	xx.xx	xx.xx	xx.xx	xx.xx	xx.xx
GCC	xx.xx	xx.xx	xx.xx	xx.xx	xx.xx	xx.xx	xx.xx	xx.xx
NATO	xx.xx	xx.xx	xx.xx	xx.xx	xx.xx	xx.xx	xx.xx	xx.xx

Table 103. Global Medical Imaging Equipment Maintenance Services Market Size, by Mobile Imaging Operators, by Country, 2017-2040 (USD Million)

Country	2017	2024	2025	2026	2027	2032	2040	CAGR (%)
Australia	xx.xx	xx.xx	xx.xx	xx.xx	xx.xx	xx.xx	xx.xx	xx.xx
Brazil	xx.xx	xx.xx	xx.xx	xx.xx	xx.xx	xx.xx	xx.xx	xx.xx
Canada	xx.xx	xx.xx	xx.xx	xx.xx	xx.xx	xx.xx	xx.xx	xx.xx
China	xx.xx	xx.xx	xx.xx	xx.xx	xx.xx	xx.xx	xx.xx	xx.xx
France	xx.xx	xx.xx	xx.xx	xx.xx	xx.xx	xx.xx	xx.xx	xx.xx
Germany	xx.xx	xx.xx	xx.xx	xx.xx	xx.xx	xx.xx	xx.xx	xx.xx
India	xx.xx	xx.xx	xx.xx	xx.xx	xx.xx	xx.xx	xx.xx	xx.xx
Italy	xx.xx	xx.xx	xx.xx	xx.xx	xx.xx	xx.xx	xx.xx	xx.xx
Japan	xx.xx	xx.xx	xx.xx	xx.xx	xx.xx	xx.xx	xx.xx	xx.xx
Mexico	xx.xx	xx.xx	xx.xx	xx.xx	xx.xx	xx.xx	xx.xx	xx.xx
Russia	xx.xx	xx.xx	xx.xx	xx.xx	xx.xx	xx.xx	xx.xx	xx.xx
South Korea	xx.xx	xx.xx	xx.xx	xx.xx	xx.xx	xx.xx	xx.xx	xx.xx
Spain	xx.xx	xx.xx	xx.xx	xx.xx	xx.xx	xx.xx	xx.xx	xx.xx
United Kingdom	xx.xx	xx.xx	xx.xx	xx.xx	xx.xx	xx.xx	xx.xx	xx.xx
United States	xx.xx	xx.xx	xx.xx	xx.xx	xx.xx	xx.xx	xx.xx	xx.xx
Others	xx.xx	xx.xx	xx.xx	xx.xx	xx.xx	xx.xx	xx.xx	xx.xx
Total	**xx.xx**	**xx.xx**	**xx.xx**	**xx.xx**	**xx.xx**	**xx.xx**	**xx.xx**	**xx.xx**

Sources & Evidence

1. MLN909060 - Independent Diagnostic Testing Facility, February 2026
   - Taxonomy evidence: The booklet distinguishes a clinical mobile diagnostic entity from an entity merely supplying leased equipment or personnel. Analytical implication: portable assets and rental relationships alone do not establish this end-user class. ([cms.gov](https://www.cms.gov/files/document/mln909060-independent-diagnostic-testing-facility.pdf))
   - Taxonomy evidence: Independent diagnostic testing facilities may operate as mobile entities. The equipment-maintenance obligation applies, but the booklet does not establish who purchases external upkeep under each host-facility arrangement.
   - Evidence informing forecast-year allocation inputs; displayed values and growth are calculated: Official mobile-IDTF distinctions separate clinical operators from equipment/personnel leasing and establish a maintenance responsibility, not an outsourcing percentage.
2. 2022 HC-62151 Questionnaire - Item 4: Primary Business or Activity
   - Taxonomy evidence: Mobile X-ray, mammography, MRI, CT and ultrasound services are explicitly identified as an operating activity, rather than inferred from equipment portability.
3. GE HealthCare Technologies Inc. - 2025 Form 10-K
   - Evidence informing the 2023 market-value input; displayed series and growth include calculations: Reported services revenue of USD xx.xx supplies a historical commercial-activity proxy; it is broader than imaging maintenance.
   - Evidence informing the 2024 market-value input; displayed series and growth include calculations: Reported services revenue of USD xx.xx supplies the comparable historical proxy.
   - Evidence informing base-year allocation inputs; displayed values and growth are calculated: Destination-sales cross-check; broader than maintenance.
   - Evidence informing forecast-year allocation inputs; displayed values and growth are calculated: Destination-sales cross-check; broader than maintenance.
   - Evidence informing base-year allocation inputs; displayed values and growth are calculated: EMEA commercial-scale cross-check.
   - Evidence informing forecast-year allocation inputs; displayed values and growth are calculated: EMEA commercial-scale cross-check.
   - Evidence informing base-year allocation inputs; displayed values and growth are calculated: China commercial activity and 2025 growth counterevidence.
   - Evidence informing forecast-year allocation inputs; displayed values and growth are calculated: China commercial activity and 2025 growth counterevidence.
   - Evidence informing base-year allocation inputs; displayed values and growth are calculated: U.S. destination sales were USD xx.xx, not maintenance-only revenue.
   - Evidence informing forecast-year allocation inputs; displayed values and growth are calculated: U.S. destination sales were USD xx.xx, not maintenance-only revenue.
   - Evidence informing base-year allocation inputs; displayed values and growth are calculated: China destination sales were USD xx.xx; regional sales declined in 2025.
   - Evidence informing forecast-year allocation inputs; displayed values and growth are calculated: China destination sales were USD xx.xx; regional sales declined in 2025.
4. GE HealthCare Technologies Inc. - 2022 Form 10-K
   - Evidence informing the 2020 market-value input; displayed series and growth include calculations: Services revenue of USD xx.xx anchors the high-cost equipment cohort's historical activity index.
   - Evidence informing the 2021 market-value input; displayed series and growth include calculations: Services revenue of USD xx.xx supplies the comparable activity index.
   - Evidence informing the 2022 market-value input; displayed series and growth include calculations: Services revenue of USD xx.xx supplies the activity index. The filing attributes the services decline primarily to unfavorable currency effects.

5. Health at a Glance 2025 - Diagnostic Technologies
   - Evidence informing the 2032 market-value input; displayed series and growth include calculations: Long-run increases in imaging activity support continued equipment demand; examination volumes are not substituted for maintenance revenue.
   - Evidence informing the 2040 market-value input; displayed series and growth include calculations: The observed country variation and incomplete coverage constrain long-run stock-growth assumptions and prohibit uniform worldwide density extrapolation.
6. OnWatch Predict
   - Evidence informing the 2032 market-value input; displayed series and growth include calculations: Conditional reported benefits support considering a service-efficiency counterforce, not applying downtime reductions directly to service revenue.
   - Evidence informing the 2040 market-value input; displayed series and growth include calculations: The offering supports retaining human and component fulfillment costs in the long-run forecast; it does not establish autonomous servicing or engineer replacement.
7. Unite In-House Service Solutions
   - Evidence informing the 2032 market-value input; displayed series and growth include calculations: The retained-labor boundary supports the modeled purchased-scope counterforce, without measuring future adoption.
   - Evidence informing the 2040 market-value input; displayed series and growth include calculations: The offering supports maintaining a distinction between installed equipment obligations and externally purchased service expenditure.
8. Philips Standard Terms and Conditions of Service, Revision 23, April 2024
   - Evidence informing the 2032 market-value input; displayed series and growth include calculations: Published lifecycle terms condition post-End-of-Life repair on parts and trained-personnel availability and remove the earlier uptime guarantee. These constrain assumed indefinite support extension.
   - Evidence informing the 2040 market-value input; displayed series and growth include calculations: The lifecycle conditions support including retirement and support limitations in long-run growth assumptions, but do not establish a dated global withdrawal event.
9. Health at a Glance 2025 - Diagnostic Technologies
   - Evidence informing base-year allocation inputs; displayed values and growth are calculated: Imaging-stock comparator.
   - Evidence informing forecast-year allocation inputs; displayed values and growth are calculated: Imaging-stock comparator.
   - Evidence informing base-year allocation inputs; displayed values and growth are calculated: Coverage limitation.
   - Evidence informing forecast-year allocation inputs; displayed values and growth are calculated: Coverage limitation.
10. Health at a Glance: Latin America and the Caribbean 2023 - Medical Technologies
    - Evidence informing base-year allocation inputs; displayed values and growth are calculated: Brazil's CT and MRI densities anchor the equipment-linked expenditure proxy.
    - Evidence informing forecast-year allocation inputs; displayed values and growth are calculated: Brazil's CT and MRI densities anchor the equipment-linked expenditure proxy.
    - Evidence informing base-year allocation inputs; displayed values and growth are calculated: Heterogeneous regional equipment availability and partial coverage constrain the allocation model.
    - Evidence informing forecast-year allocation inputs; displayed values and growth are calculated: Heterogeneous regional equipment availability and partial coverage constrain the allocation model.

11. Health at a Glance: Asia/Pacific 2024 - Medical Technologies
    - Evidence informing base-year allocation inputs; displayed values and growth are calculated: Density and reimbursement-coverage anchors.
    - Evidence informing forecast-year allocation inputs; displayed values and growth are calculated: Density and reimbursement-coverage anchors.
    - Evidence informing base-year allocation inputs; displayed values and growth are calculated: High installed-density anchor.
    - Evidence informing forecast-year allocation inputs; displayed values and growth are calculated: High installed-density anchor.
    - Evidence informing base-year allocation inputs; displayed values and growth are calculated: Installed-density anchor.
    - Evidence informing forecast-year allocation inputs; displayed values and growth are calculated: Installed-density anchor.
    - Evidence informing base-year allocation inputs; displayed values and growth are calculated: Regional heterogeneity constrains uniform-density and uniform-access assumptions.
    - Evidence informing forecast-year allocation inputs; displayed values and growth are calculated: Regional heterogeneity constrains uniform-density and uniform-access assumptions.
12. Assessment of Breast Cancer Control Capacities in the WHO African Region in 2022
    - Evidence informing base-year allocation inputs; displayed values and growth are calculated: Survey coverage and equipment scarcity constrain extrapolation across Africa.
    - Evidence informing forecast-year allocation inputs; displayed values and growth are calculated: Survey coverage and equipment scarcity constrain extrapolation across Africa.
13. Hospital Equipment Maintenance Requirements - CMS Memorandum 14-07-Hospital
    - Evidence informing base-year allocation inputs; displayed values and growth are calculated: Imaging maintenance must follow manufacturer recommendations; this is not an exclusive OEM purchasing award.
    - Evidence informing forecast-year allocation inputs; displayed values and growth are calculated: Imaging maintenance must follow manufacturer recommendations; this is not an exclusive OEM purchasing award.
14. Managed Neutral Vendor Services - East of England Collaborative Procurement Hub
    - Evidence informing forecast-year allocation inputs; displayed values and growth are calculated: The framework starts January xx.xx 2026 and requires mini-competition; admission is not realized maintenance revenue.
15. Diagnostic Imaging Accreditation Scheme - Australian Commission on Safety and Quality in Health Care
    - Evidence informing base-year allocation inputs; displayed values and growth are calculated: Equipment-appropriate training, local licensing and records constrain service access, without measuring an outsourcing share.
    - Evidence informing forecast-year allocation inputs; displayed values and growth are calculated: Equipment-appropriate training, local licensing and records constrain service access, without measuring an outsourcing share.

11. Medical Imaging Equipment Maintenance Services Market, by Service Delivery

Service Delivery determines which fulfillment interface the buyer must manage. On-Site Service requires an executable local attendance arrangement, not merely an international portfolio. [redacted]

Depot Repair can address more than removable probes. [redacted] An advertised portable-system repair route should not be generalized to every imaging asset.

Integrated Service Delivery is differentiated by an agreed handoff between channels, not simply by offering several contact methods. [redacted] Connectivity approval, equipment eligibility, escalation ownership, and the promised completion endpoint are the conditions that should determine the route.

Figure 16. Global Medical Imaging Equipment Maintenance Services Market Size, by Service Delivery, 2025 (%)

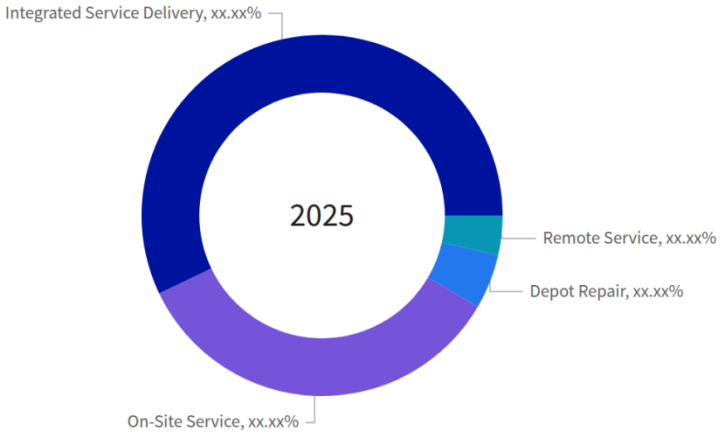

Figure 17. Global Medical Imaging Equipment Maintenance Services Market, by Service Delivery, 2032 (USD Million)

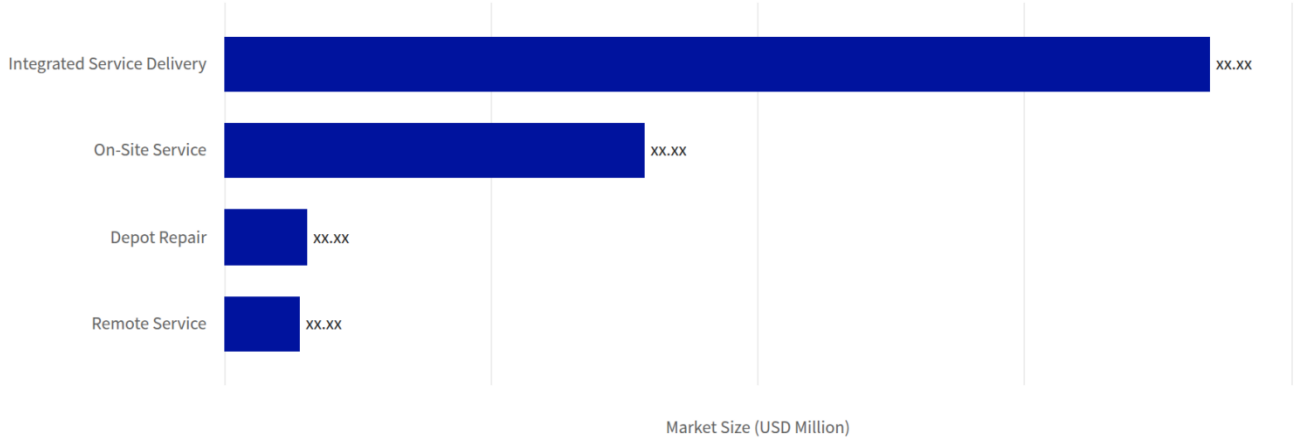

Table 104. Global Medical Imaging Equipment Maintenance Services Market, by Service Delivery growth contribution, 2025-2032

Category	2025 value (USD Million)	2032 value (USD Million)	Added value (USD Million)	2025 share (%)	2032 share (%)	Change (pp)	Growth share (%)	CAGR (%)
Depot Repair	xx.xx	xx.xx	xx.xx	xx.xx	xx.xx	xx.xx	xx.xx	xx.xx
Integrated Service Delivery	xx.xx	xx.xx	xx.xx	xx.xx	xx.xx	xx.xx	xx.xx	xx.xx
On-Site Service	xx.xx	xx.xx	xx.xx	xx.xx	xx.xx	xx.xx	xx.xx	xx.xx
Remote Service	xx.xx	xx.xx	xx.xx	xx.xx	xx.xx	xx.xx	xx.xx	xx.xx
Scope total	**xx.xx**	**xx.xx**	**xx.xx**	**xx.xx**	**xx.xx**	**xx.xx**	**xx.xx**	**xx.xx**

Table 105. Global Medical Imaging Equipment Maintenance Services Market Size, by Service Delivery, 2017-2040 (USD Million)

Service Delivery	2017	2024	2025	2026	2027	2032	2040	CAGR (%)
Depot Repair	xx.xx	xx.xx	xx.xx	xx.xx	xx.xx	xx.xx	xx.xx	xx.xx
Integrated Service Delivery	xx.xx	xx.xx	xx.xx	xx.xx	xx.xx	xx.xx	xx.xx	xx.xx
On-Site Service	xx.xx	xx.xx	xx.xx	xx.xx	xx.xx	xx.xx	xx.xx	xx.xx
Remote Service	xx.xx	xx.xx	xx.xx	xx.xx	xx.xx	xx.xx	xx.xx	xx.xx
Total	**xx.xx**	**xx.xx**	**xx.xx**	**xx.xx**	**xx.xx**	**xx.xx**	**xx.xx**	**xx.xx**

Sources & Evidence

1. Maintenance Service Agreements
   - Philips RightFit advertises customizable coverage combining remote and proactive support with field and remote engineer access. ([usa.philips.com](https://www.usa.philips.com/healthcare/service/maintenance-service-agreements))
   - Evidence informing base-year allocation inputs; displayed values and growth are calculated: Approximately xx.xx% remotely resolved corrective cases constrain channel assumptions but cannot be substituted for remote-only spending.
   - Evidence informing forecast-year allocation inputs; displayed values and growth are calculated: Approximately xx.xx% remotely resolved corrective cases constrain channel assumptions but cannot be substituted for remote-only spending.
   - Evidence informing base-year allocation inputs; displayed values and growth are calculated: RightFit combines field and remote expertise under customizable agreements, supporting an inseparable integrated-obligation category.
   - Evidence informing forecast-year allocation inputs; displayed values and growth are calculated: RightFit combines field and remote expertise under customizable agreements, supporting an inseparable integrated-obligation category.
   - Evidence informing base-year allocation inputs; displayed values and growth are calculated: Field-engineer access remains part of the commercial offering; remote resolution does not eliminate purchased attendance obligations.
   - Evidence informing forecast-year allocation inputs; displayed values and growth are calculated: Field-engineer access remains part of the commercial offering; remote resolution does not eliminate purchased attendance obligations.
2. Compliance Testing, Servicing and Calibration
   - Queensland requires a use license for radiation-source use during applicable servicing and related activities. ([health.qld.gov.au](https://www.health.qld.gov.au/system-governance/licences/radiation-licensing/apply/licences/testing))
3. OnWatch Predict
   - OnWatch Predict availability depends on customer connectivity and the applicable service plan; advertised monitoring is not an unconditional physical-service entitlement. ([gehealthcare.com](https://www.gehealthcare.com/en-us/services/digital-solutions/onwatch-predict))
   - Evidence informing the 2032 market-value input; displayed series and growth include calculations: Conditional reported benefits support considering a service-efficiency counterforce, not applying downtime reductions directly to service revenue.
   - Evidence informing the 2040 market-value input; displayed series and growth include calculations: The offering supports retaining human and component fulfillment costs in the long-run forecast; it does not establish autonomous servicing or engineer replacement.

4. Portable Ultrasound Repair Depot-MXR Imaging
   - MXR advertises depot repair for named portable ultrasound systems; its policy limits responsibility to the repaired portion and lists eligibility exclusions. ([mxrimaging.com](https://mxrimaging.com/portable-ultrasound-depot-repair/))
   - Evidence informing base-year allocation inputs; displayed values and growth are calculated: Accepted portable ultrasound systems are repaired at a service centre, supporting a system-level depot channel with eligibility and repaired-portion limits.
   - Evidence informing forecast-year allocation inputs; displayed values and growth are calculated: Accepted portable ultrasound systems are repaired at a service centre, supporting a system-level depot channel with eligibility and repaired-portion limits.
5. High-Tech Medical Equipment: VA Has Opportunities to Improve Its Acquisition of Maintenance Services
   - Taxonomy evidence: The May xx.xx 2026 report documents purchased high-tech equipment maintenance, including imaging, with on-site service, remote support, and one-time engagements; its selected-center findings are not global prevalence estimates. ([gao.gov](https://www.gao.gov/assets/gao-xx.xx-xx.xx.pdf))
6. GE HealthCare Technologies Inc. - 2025 Form 10-K
   - Evidence informing the 2023 market-value input; displayed series and growth include calculations: Reported services revenue of USD xx.xx supplies a historical commercial-activity proxy; it is broader than imaging maintenance.
   - Evidence informing the 2024 market-value input; displayed series and growth include calculations: Reported services revenue of USD xx.xx supplies the comparable historical proxy.
7. GE HealthCare Technologies Inc. - 2022 Form 10-K
   - Evidence informing the 2020 market-value input; displayed series and growth include calculations: Services revenue of USD xx.xx anchors the high-cost equipment cohort's historical activity index.
   - Evidence informing the 2021 market-value input; displayed series and growth include calculations: Services revenue of USD xx.xx supplies the comparable activity index.
   - Evidence informing the 2022 market-value input; displayed series and growth include calculations: Services revenue of USD xx.xx supplies the activity index. The filing attributes the services decline primarily to unfavorable currency effects.
8. Health at a Glance 2025 - Diagnostic Technologies
   - Evidence informing the 2032 market-value input; displayed series and growth include calculations: Long-run increases in imaging activity support continued equipment demand; examination volumes are not substituted for maintenance revenue.
   - Evidence informing the 2040 market-value input; displayed series and growth include calculations: The observed country variation and incomplete coverage constrain long-run stock-growth assumptions and prohibit uniform worldwide density extrapolation.

9. Unite In-House Service Solutions
   - Evidence informing the 2032 market-value input; displayed series and growth include calculations: The retained-labor boundary supports the modeled purchased-scope counterforce, without measuring future adoption.
   - Evidence informing the 2040 market-value input; displayed series and growth include calculations: The offering supports maintaining a distinction between installed equipment obligations and externally purchased service expenditure.
   - Evidence informing base-year allocation inputs; displayed values and growth are calculated: The published xx.xx% remote fix rate is a case-resolution observation, not remote-only revenue. Separately billed on-site labor supports the responsibility distinction.
   - Evidence informing forecast-year allocation inputs; displayed values and growth are calculated: The published xx.xx% remote fix rate is a case-resolution observation, not remote-only revenue. Separately billed on-site labor supports the responsibility distinction.
   - Evidence informing base-year allocation inputs; displayed values and growth are calculated: Excluded on-site and planned-maintenance labor prevents interpreting every remote-support plan as inclusive integrated fulfillment.
   - Evidence informing forecast-year allocation inputs; displayed values and growth are calculated: Excluded on-site and planned-maintenance labor prevents interpreting every remote-support plan as inclusive integrated fulfillment.
10. Philips Standard Terms and Conditions of Service, Revision 23, April 2024
   - Evidence informing the 2032 market-value input; displayed series and growth include calculations: Published lifecycle terms condition post-End-of-Life repair on parts and trained-personnel availability and remove the earlier uptime guarantee. These constrain assumed indefinite support extension.
   - Evidence informing the 2040 market-value input; displayed series and growth include calculations: The lifecycle conditions support including retirement and support limitations in long-run growth assumptions, but do not establish a dated global withdrawal event.

11.1. Integrated Service Delivery

Table 106. Global Medical Imaging Equipment Maintenance Services Market Size, by Integrated Service Delivery, by Region, 2017-2040 (USD Million)

Region	2017	2024	2025	2026	2027	2032	2040	CAGR (%)
Africa	xx.xx	xx.xx	xx.xx	xx.xx	xx.xx	xx.xx	xx.xx	xx.xx
Asia-Pacific	xx.xx	xx.xx	xx.xx	xx.xx	xx.xx	xx.xx	xx.xx	xx.xx
Europe	xx.xx	xx.xx	xx.xx	xx.xx	xx.xx	xx.xx	xx.xx	xx.xx
Latin America	xx.xx	xx.xx	xx.xx	xx.xx	xx.xx	xx.xx	xx.xx	xx.xx
Middle East	xx.xx	xx.xx	xx.xx	xx.xx	xx.xx	xx.xx	xx.xx	xx.xx
North America	xx.xx	xx.xx	xx.xx	xx.xx	xx.xx	xx.xx	xx.xx	xx.xx
Total	**xx.xx**	**xx.xx**	**xx.xx**	**xx.xx**	**xx.xx**	**xx.xx**	**xx.xx**	**xx.xx**

Table 107. Global Medical Imaging Equipment Maintenance Services Market Size, by Integrated Service Delivery, by Group, 2017-2040 (USD Million)

Group	2017	2024	2025	2026	2027	2032	2040	CAGR (%)
ASEAN	xx.xx	xx.xx	xx.xx	xx.xx	xx.xx	xx.xx	xx.xx	xx.xx
BRICS	xx.xx	xx.xx	xx.xx	xx.xx	xx.xx	xx.xx	xx.xx	xx.xx
European Union	xx.xx	xx.xx	xx.xx	xx.xx	xx.xx	xx.xx	xx.xx	xx.xx
G7	xx.xx	xx.xx	xx.xx	xx.xx	xx.xx	xx.xx	xx.xx	xx.xx
GCC	xx.xx	xx.xx	xx.xx	xx.xx	xx.xx	xx.xx	xx.xx	xx.xx
NATO	xx.xx	xx.xx	xx.xx	xx.xx	xx.xx	xx.xx	xx.xx	xx.xx

Table 108. Global Medical Imaging Equipment Maintenance Services Market Size, by Integrated Service Delivery, by Country, 2017-2040 (USD Million)

Country	2017	2024	2025	2026	2027	2032	2040	CAGR (%)
Australia	xx.xx	xx.xx	xx.xx	xx.xx	xx.xx	xx.xx	xx.xx	xx.xx
Brazil	xx.xx	xx.xx	xx.xx	xx.xx	xx.xx	xx.xx	xx.xx	xx.xx
Canada	xx.xx	xx.xx	xx.xx	xx.xx	xx.xx	xx.xx	xx.xx	xx.xx
China	xx.xx	xx.xx	xx.xx	xx.xx	xx.xx	xx.xx	xx.xx	xx.xx
France	xx.xx	xx.xx	xx.xx	xx.xx	xx.xx	xx.xx	xx.xx	xx.xx
Germany	xx.xx	xx.xx	xx.xx	xx.xx	xx.xx	xx.xx	xx.xx	xx.xx
India	xx.xx	xx.xx	xx.xx	xx.xx	xx.xx	xx.xx	xx.xx	xx.xx
Italy	xx.xx	xx.xx	xx.xx	xx.xx	xx.xx	xx.xx	xx.xx	xx.xx
Japan	xx.xx	xx.xx	xx.xx	xx.xx	xx.xx	xx.xx	xx.xx	xx.xx
Mexico	xx.xx	xx.xx	xx.xx	xx.xx	xx.xx	xx.xx	xx.xx	xx.xx
Russia	xx.xx	xx.xx	xx.xx	xx.xx	xx.xx	xx.xx	xx.xx	xx.xx
South Korea	xx.xx	xx.xx	xx.xx	xx.xx	xx.xx	xx.xx	xx.xx	xx.xx
Spain	xx.xx	xx.xx	xx.xx	xx.xx	xx.xx	xx.xx	xx.xx	xx.xx
United Kingdom	xx.xx	xx.xx	xx.xx	xx.xx	xx.xx	xx.xx	xx.xx	xx.xx
United States	xx.xx	xx.xx	xx.xx	xx.xx	xx.xx	xx.xx	xx.xx	xx.xx
Others	xx.xx	xx.xx	xx.xx	xx.xx	xx.xx	xx.xx	xx.xx	xx.xx
Total	**xx.xx**	**xx.xx**	**xx.xx**	**xx.xx**	**xx.xx**	**xx.xx**	**xx.xx**	**xx.xx**

Sources & Evidence

1. High-Tech Medical Equipment: VA Has Opportunities to Improve Its Acquisition of Maintenance Services
   - Taxonomy evidence: Some purchased maintenance plans combine customer-site maintenance and remote equipment monitoring; the report does not establish separability of their consideration. ([gao.gov](https://www.gao.gov/assets/gao-xx.xx-xx.xx.pdf))
   - Taxonomy evidence: Some purchased plans combine on-site maintenance with remote equipment monitoring. ([gao.gov](https://www.gao.gov/assets/gao-xx.xx-xx.xx.pdf))
2. GE HealthCare Technologies Inc. - 2025 Form 10-K
   - Evidence informing the 2023 market-value input; displayed series and growth include calculations: Reported services revenue of USD xx.xx supplies a historical commercial-activity proxy; it is broader than imaging maintenance.
   - Evidence informing the 2024 market-value input; displayed series and growth include calculations: Reported services revenue of USD xx.xx supplies the comparable historical proxy.
   - Evidence informing base-year allocation inputs; displayed values and growth are calculated: Destination-sales cross-check; broader than maintenance.
   - Evidence informing forecast-year allocation inputs; displayed values and growth are calculated: Destination-sales cross-check; broader than maintenance.
   - Evidence informing base-year allocation inputs; displayed values and growth are calculated: EMEA commercial-scale cross-check.
   - Evidence informing forecast-year allocation inputs; displayed values and growth are calculated: EMEA commercial-scale cross-check.
   - Evidence informing base-year allocation inputs; displayed values and growth are calculated: China commercial activity and 2025 growth counterevidence.
   - Evidence informing forecast-year allocation inputs; displayed values and growth are calculated: China commercial activity and 2025 growth counterevidence.
   - Evidence informing base-year allocation inputs; displayed values and growth are calculated: U.S. destination sales were USD xx.xx, not maintenance-only revenue.
   - Evidence informing forecast-year allocation inputs; displayed values and growth are calculated: U.S. destination sales were USD xx.xx, not maintenance-only revenue.
   - Evidence informing base-year allocation inputs; displayed values and growth are calculated: China destination sales were USD xx.xx; regional sales declined in 2025.
   - Evidence informing forecast-year allocation inputs; displayed values and growth are calculated: China destination sales were USD xx.xx; regional sales declined in 2025.
3. GE HealthCare Technologies Inc. - 2022 Form 10-K
   - Evidence informing the 2020 market-value input; displayed series and growth include calculations: Services revenue of USD xx.xx anchors the high-cost equipment cohort's historical activity index.
   - Evidence informing the 2021 market-value input; displayed series and growth include calculations: Services revenue of USD xx.xx supplies the comparable activity index.
   - Evidence informing the 2022 market-value input; displayed series and growth include calculations: Services revenue of USD xx.xx supplies the activity index. The filing attributes the services decline primarily to unfavorable currency effects.
4. Health at a Glance 2025 - Diagnostic Technologies
   - Evidence informing the 2032 market-value input; displayed series and growth include calculations: Long-run increases in imaging activity support continued equipment demand; examination volumes are not substituted for maintenance revenue.
   - Evidence informing the 2040 market-value input; displayed series and growth include calculations: The observed country variation and incomplete coverage constrain long-run stock-growth assumptions and prohibit uniform worldwide density extrapolation.

5. OnWatch Predict
   - Evidence informing the 2032 market-value input; displayed series and growth include calculations: Conditional reported benefits support considering a service-efficiency counterforce, not applying downtime reductions directly to service revenue.
   - Evidence informing the 2040 market-value input; displayed series and growth include calculations: The offering supports retaining human and component fulfillment costs in the long-run forecast; it does not establish autonomous servicing or engineer replacement.
6. Unite In-House Service Solutions
   - Evidence informing the 2032 market-value input; displayed series and growth include calculations: The retained-labor boundary supports the modeled purchased-scope counterforce, without measuring future adoption.
   - Evidence informing the 2040 market-value input; displayed series and growth include calculations: The offering supports maintaining a distinction between installed equipment obligations and externally purchased service expenditure.
   - Evidence informing base-year allocation inputs; displayed values and growth are calculated: Excluded on-site and planned-maintenance labor prevents interpreting every remote-support plan as inclusive integrated fulfillment.
   - Evidence informing forecast-year allocation inputs; displayed values and growth are calculated: Excluded on-site and planned-maintenance labor prevents interpreting every remote-support plan as inclusive integrated fulfillment.
7. Philips Standard Terms and Conditions of Service, Revision 23, April 2024
   - Evidence informing the 2032 market-value input; displayed series and growth include calculations: Published lifecycle terms condition post-End-of-Life repair on parts and trained-personnel availability and remove the earlier uptime guarantee. These constrain assumed indefinite support extension.
   - Evidence informing the 2040 market-value input; displayed series and growth include calculations: The lifecycle conditions support including retirement and support limitations in long-run growth assumptions, but do not establish a dated global withdrawal event.
8. Health at a Glance 2025 - Diagnostic Technologies
   - Evidence informing base-year allocation inputs; displayed values and growth are calculated: Imaging-stock comparator.
   - Evidence informing forecast-year allocation inputs; displayed values and growth are calculated: Imaging-stock comparator.
   - Evidence informing base-year allocation inputs; displayed values and growth are calculated: Coverage limitation.
   - Evidence informing forecast-year allocation inputs; displayed values and growth are calculated: Coverage limitation.
9. Health at a Glance: Latin America and the Caribbean 2023 - Medical Technologies
   - Evidence informing base-year allocation inputs; displayed values and growth are calculated: Brazil's CT and MRI densities anchor the equipment-linked expenditure proxy.
   - Evidence informing forecast-year allocation inputs; displayed values and growth are calculated: Brazil's CT and MRI densities anchor the equipment-linked expenditure proxy.
   - Evidence informing base-year allocation inputs; displayed values and growth are calculated: Heterogeneous regional equipment availability and partial coverage constrain the allocation model.
   - Evidence informing forecast-year allocation inputs; displayed values and growth are calculated: Heterogeneous regional equipment availability and partial coverage constrain the allocation model.

10. Health at a Glance: Asia/Pacific 2024 - Medical Technologies
    - Evidence informing base-year allocation inputs; displayed values and growth are calculated: Density and reimbursement-coverage anchors.
    - Evidence informing forecast-year allocation inputs; displayed values and growth are calculated: Density and reimbursement-coverage anchors.
    - Evidence informing base-year allocation inputs; displayed values and growth are calculated: High installed-density anchor.
    - Evidence informing forecast-year allocation inputs; displayed values and growth are calculated: High installed-density anchor.
    - Evidence informing base-year allocation inputs; displayed values and growth are calculated: Installed-density anchor.
    - Evidence informing forecast-year allocation inputs; displayed values and growth are calculated: Installed-density anchor.
    - Evidence informing base-year allocation inputs; displayed values and growth are calculated: Regional heterogeneity constrains uniform-density and uniform-access assumptions.
    - Evidence informing forecast-year allocation inputs; displayed values and growth are calculated: Regional heterogeneity constrains uniform-density and uniform-access assumptions.
11. Assessment of Breast Cancer Control Capacities in the WHO African Region in 2022
    - Evidence informing base-year allocation inputs; displayed values and growth are calculated: Survey coverage and equipment scarcity constrain extrapolation across Africa.
    - Evidence informing forecast-year allocation inputs; displayed values and growth are calculated: Survey coverage and equipment scarcity constrain extrapolation across Africa.
12. Hospital Equipment Maintenance Requirements - CMS Memorandum 14-07-Hospital
    - Evidence informing base-year allocation inputs; displayed values and growth are calculated: Imaging maintenance must follow manufacturer recommendations; this is not an exclusive OEM purchasing award.
    - Evidence informing forecast-year allocation inputs; displayed values and growth are calculated: Imaging maintenance must follow manufacturer recommendations; this is not an exclusive OEM purchasing award.
13. Managed Neutral Vendor Services - East of England Collaborative Procurement Hub
    - Evidence informing forecast-year allocation inputs; displayed values and growth are calculated: The framework starts January xx.xx 2026 and requires mini-competition; admission is not realized maintenance revenue.
14. Diagnostic Imaging Accreditation Scheme - Australian Commission on Safety and Quality in Health Care
    - Evidence informing base-year allocation inputs; displayed values and growth are calculated: Equipment-appropriate training, local licensing and records constrain service access, without measuring an outsourcing share.
    - Evidence informing forecast-year allocation inputs; displayed values and growth are calculated: Equipment-appropriate training, local licensing and records constrain service access, without measuring an outsourcing share.
15. Maintenance service agreements
    - Evidence informing base-year allocation inputs; displayed values and growth are calculated: RightFit combines field and remote expertise under customizable agreements, supporting an inseparable integrated-obligation category.
    - Evidence informing forecast-year allocation inputs; displayed values and growth are calculated: RightFit combines field and remote expertise under customizable agreements, supporting an inseparable integrated-obligation category.

11.2. On-Site Service

Table 109. Global Medical Imaging Equipment Maintenance Services Market Size, by On-Site Service, by Region, 2017-2040 (USD Million)

Region	2017	2024	2025	2026	2027	2032	2040	CAGR (%)
Africa	xx.xx	xx.xx	xx.xx	xx.xx	xx.xx	xx.xx	xx.xx	xx.xx
Asia-Pacific	xx.xx	xx.xx	xx.xx	xx.xx	xx.xx	xx.xx	xx.xx	xx.xx
Europe	xx.xx	xx.xx	xx.xx	xx.xx	xx.xx	xx.xx	xx.xx	xx.xx
Latin America	xx.xx	xx.xx	xx.xx	xx.xx	xx.xx	xx.xx	xx.xx	xx.xx
Middle East	xx.xx	xx.xx	xx.xx	xx.xx	xx.xx	xx.xx	xx.xx	xx.xx
North America	xx.xx	xx.xx	xx.xx	xx.xx	xx.xx	xx.xx	xx.xx	xx.xx
Total	**xx.xx**	**xx.xx**	**xx.xx**	**xx.xx**	**xx.xx**	**xx.xx**	**xx.xx**	**xx.xx**

Table 110. Global Medical Imaging Equipment Maintenance Services Market Size, by On-Site Service, by Group, 2017-2040 (USD Million)

Group	2017	2024	2025	2026	2027	2032	2040	CAGR (%)
ASEAN	xx.xx	xx.xx	xx.xx	xx.xx	xx.xx	xx.xx	xx.xx	xx.xx
BRICS	xx.xx	xx.xx	xx.xx	xx.xx	xx.xx	xx.xx	xx.xx	xx.xx
European Union	xx.xx	xx.xx	xx.xx	xx.xx	xx.xx	xx.xx	xx.xx	xx.xx
G7	xx.xx	xx.xx	xx.xx	xx.xx	xx.xx	xx.xx	xx.xx	xx.xx
GCC	xx.xx	xx.xx	xx.xx	xx.xx	xx.xx	xx.xx	xx.xx	xx.xx
NATO	xx.xx	xx.xx	xx.xx	xx.xx	xx.xx	xx.xx	xx.xx	xx.xx

Table 111. Global Medical Imaging Equipment Maintenance Services Market Size, by On-Site Service, by Country, 2017-2040 (USD Million)

Country	2017	2024	2025	2026	2027	2032	2040	CAGR (%)
Australia	xx.xx	xx.xx	xx.xx	xx.xx	xx.xx	xx.xx	xx.xx	xx.xx
Brazil	xx.xx	xx.xx	xx.xx	xx.xx	xx.xx	xx.xx	xx.xx	xx.xx
Canada	xx.xx	xx.xx	xx.xx	xx.xx	xx.xx	xx.xx	xx.xx	xx.xx
China	xx.xx	xx.xx	xx.xx	xx.xx	xx.xx	xx.xx	xx.xx	xx.xx
France	xx.xx	xx.xx	xx.xx	xx.xx	xx.xx	xx.xx	xx.xx	xx.xx
Germany	xx.xx	xx.xx	xx.xx	xx.xx	xx.xx	xx.xx	xx.xx	xx.xx
India	xx.xx	xx.xx	xx.xx	xx.xx	xx.xx	xx.xx	xx.xx	xx.xx
Italy	xx.xx	xx.xx	xx.xx	xx.xx	xx.xx	xx.xx	xx.xx	xx.xx
Japan	xx.xx	xx.xx	xx.xx	xx.xx	xx.xx	xx.xx	xx.xx	xx.xx
Mexico	xx.xx	xx.xx	xx.xx	xx.xx	xx.xx	xx.xx	xx.xx	xx.xx
Russia	xx.xx	xx.xx	xx.xx	xx.xx	xx.xx	xx.xx	xx.xx	xx.xx
South Korea	xx.xx	xx.xx	xx.xx	xx.xx	xx.xx	xx.xx	xx.xx	xx.xx
Spain	xx.xx	xx.xx	xx.xx	xx.xx	xx.xx	xx.xx	xx.xx	xx.xx
United Kingdom	xx.xx	xx.xx	xx.xx	xx.xx	xx.xx	xx.xx	xx.xx	xx.xx
United States	xx.xx	xx.xx	xx.xx	xx.xx	xx.xx	xx.xx	xx.xx	xx.xx
Others	xx.xx	xx.xx	xx.xx	xx.xx	xx.xx	xx.xx	xx.xx	xx.xx
Total	**xx.xx**	**xx.xx**	**xx.xx**	**xx.xx**	**xx.xx**	**xx.xx**	**xx.xx**	**xx.xx**

Sources & Evidence

1. High-Tech Medical Equipment: VA Has Opportunities to Improve Its Acquisition of Maintenance Services
   · Taxonomy evidence: Selected medical centers purchase plans providing maintenance at their equipment locations. ([gao.gov](https://www.gao.gov/assets/gao-xx.xx-xx.xx.pdf))
2. NHS Supply Chain Framework Agreement for the Provision of Maintenance, Repair and Calibration Services for Medical Equipment (2021)
   · Taxonomy evidence: Cover specifications distinguish remote fault support from an engineer's required physical attendance.
   ([sccl.nhs.uk](https://www.sccl.nhs.uk/wp-content/uploads/2023/xx.xx/Maintenance-Framework-Agreement.pdf))

3. GE HealthCare Technologies Inc. - 2025 Form 10-K
   - Evidence informing the 2023 market-value input; displayed series and growth include calculations: Reported services revenue of USD xx.xx supplies a historical commercial-activity proxy; it is broader than imaging maintenance.
   - Evidence informing the 2024 market-value input; displayed series and growth include calculations: Reported services revenue of USD xx.xx supplies the comparable historical proxy.
   - Evidence informing base-year allocation inputs; displayed values and growth are calculated: Destination-sales cross-check; broader than maintenance.
   - Evidence informing forecast-year allocation inputs; displayed values and growth are calculated: Destination-sales cross-check; broader than maintenance.
   - Evidence informing base-year allocation inputs; displayed values and growth are calculated: EMEA commercial-scale cross-check.
   - Evidence informing forecast-year allocation inputs; displayed values and growth are calculated: EMEA commercial-scale cross-check.
   - Evidence informing base-year allocation inputs; displayed values and growth are calculated: China commercial activity and 2025 growth counterevidence.
   - Evidence informing forecast-year allocation inputs; displayed values and growth are calculated: China commercial activity and 2025 growth counterevidence.
   - Evidence informing base-year allocation inputs; displayed values and growth are calculated: U.S. destination sales were USD xx.xx, not maintenance-only revenue.
   - Evidence informing forecast-year allocation inputs; displayed values and growth are calculated: U.S. destination sales were USD xx.xx, not maintenance-only revenue.
   - Evidence informing base-year allocation inputs; displayed values and growth are calculated: China destination sales were USD xx.xx; regional sales declined in 2025.
   - Evidence informing forecast-year allocation inputs; displayed values and growth are calculated: China destination sales were USD xx.xx; regional sales declined in 2025.
4. GE HealthCare Technologies Inc. - 2022 Form 10-K
   - Evidence informing the 2020 market-value input; displayed series and growth include calculations: Services revenue of USD xx.xx anchors the high-cost equipment cohort's historical activity index.
   - Evidence informing the 2021 market-value input; displayed series and growth include calculations: Services revenue of USD xx.xx supplies the comparable activity index.
   - Evidence informing the 2022 market-value input; displayed series and growth include calculations: Services revenue of USD xx.xx supplies the activity index. The filing attributes the services decline primarily to unfavorable currency effects.
5. Health at a Glance 2025 - Diagnostic Technologies
   - Evidence informing the 2032 market-value input; displayed series and growth include calculations: Long-run increases in imaging activity support continued equipment demand; examination volumes are not substituted for maintenance revenue.
   - Evidence informing the 2040 market-value input; displayed series and growth include calculations: The observed country variation and incomplete coverage constrain long-run stock-growth assumptions and prohibit uniform worldwide density extrapolation.
6. OnWatch Predict
   - Evidence informing the 2032 market-value input; displayed series and growth include calculations: Conditional reported benefits support considering a service-efficiency counterforce, not applying downtime reductions directly to service revenue.
   - Evidence informing the 2040 market-value input; displayed series and growth include calculations: The offering supports retaining human and component fulfillment costs in the long-run forecast; it does not establish autonomous servicing or engineer replacement.

7. Unite In-House Service Solutions
   - Evidence informing the 2032 market-value input; displayed series and growth include calculations: The retained-labor boundary supports the modeled purchased-scope counterforce, without measuring future adoption.
   - Evidence informing the 2040 market-value input; displayed series and growth include calculations: The offering supports maintaining a distinction between installed equipment obligations and externally purchased service expenditure.
8. Philips Standard Terms and Conditions of Service, Revision 23, April 2024
   - Evidence informing the 2032 market-value input; displayed series and growth include calculations: Published lifecycle terms condition post-End-of-Life repair on parts and trained-personnel availability and remove the earlier uptime guarantee. These constrain assumed indefinite support extension.
   - Evidence informing the 2040 market-value input; displayed series and growth include calculations: The lifecycle conditions support including retirement and support limitations in long-run growth assumptions, but do not establish a dated global withdrawal event.
9. Health at a Glance 2025 - Diagnostic Technologies
   - Evidence informing base-year allocation inputs; displayed values and growth are calculated: Imaging-stock comparator.
   - Evidence informing forecast-year allocation inputs; displayed values and growth are calculated: Imaging-stock comparator.
   - Evidence informing base-year allocation inputs; displayed values and growth are calculated: Coverage limitation.
   - Evidence informing forecast-year allocation inputs; displayed values and growth are calculated: Coverage limitation.
10. Health at a Glance: Latin America and the Caribbean 2023 - Medical Technologies
    - Evidence informing base-year allocation inputs; displayed values and growth are calculated: Brazil's CT and MRI densities anchor the equipment-linked expenditure proxy.
    - Evidence informing forecast-year allocation inputs; displayed values and growth are calculated: Brazil's CT and MRI densities anchor the equipment-linked expenditure proxy.
    - Evidence informing base-year allocation inputs; displayed values and growth are calculated: Heterogeneous regional equipment availability and partial coverage constrain the allocation model.
    - Evidence informing forecast-year allocation inputs; displayed values and growth are calculated: Heterogeneous regional equipment availability and partial coverage constrain the allocation model.
11. Health at a Glance: Asia/Pacific 2024 - Medical Technologies
    - Evidence informing base-year allocation inputs; displayed values and growth are calculated: Density and reimbursement-coverage anchors.
    - Evidence informing forecast-year allocation inputs; displayed values and growth are calculated: Density and reimbursement-coverage anchors.
    - Evidence informing base-year allocation inputs; displayed values and growth are calculated: High installed-density anchor.
    - Evidence informing forecast-year allocation inputs; displayed values and growth are calculated: High installed-density anchor.
    - Evidence informing base-year allocation inputs; displayed values and growth are calculated: Installed-density anchor.
    - Evidence informing forecast-year allocation inputs; displayed values and growth are calculated: Installed-density anchor.
    - Evidence informing base-year allocation inputs; displayed values and growth are calculated: Regional heterogeneity constrains uniform-density and uniform-access assumptions.
    - Evidence informing forecast-year allocation inputs; displayed values and growth are calculated: Regional heterogeneity constrains uniform-density and uniform-access assumptions.

12. Assessment of Breast Cancer Control Capacities in the WHO African Region in 2022
    - Evidence informing base-year allocation inputs; displayed values and growth are calculated: Survey coverage and equipment scarcity constrain extrapolation across Africa.
    - Evidence informing forecast-year allocation inputs; displayed values and growth are calculated: Survey coverage and equipment scarcity constrain extrapolation across Africa.
13. Hospital Equipment Maintenance Requirements - CMS Memorandum 14-07-Hospital
    - Evidence informing base-year allocation inputs; displayed values and growth are calculated: Imaging maintenance must follow manufacturer recommendations; this is not an exclusive OEM purchasing award.
    - Evidence informing forecast-year allocation inputs; displayed values and growth are calculated: Imaging maintenance must follow manufacturer recommendations; this is not an exclusive OEM purchasing award.
14. Managed Neutral Vendor Services - East of England Collaborative Procurement Hub
    - Evidence informing forecast-year allocation inputs; displayed values and growth are calculated: The framework starts January xx.xx 2026 and requires mini-competition; admission is not realized maintenance revenue.
15. Diagnostic Imaging Accreditation Scheme - Australian Commission on Safety and Quality in Health Care
    - Evidence informing base-year allocation inputs; displayed values and growth are calculated: Equipment-appropriate training, local licensing and records constrain service access, without measuring an outsourcing share.
    - Evidence informing forecast-year allocation inputs; displayed values and growth are calculated: Equipment-appropriate training, local licensing and records constrain service access, without measuring an outsourcing share.
16. Maintenance service agreements
    - Evidence informing base-year allocation inputs; displayed values and growth are calculated: Field-engineer access remains part of the commercial offering; remote resolution does not eliminate purchased attendance obligations.
    - Evidence informing forecast-year allocation inputs; displayed values and growth are calculated: Field-engineer access remains part of the commercial offering; remote resolution does not eliminate purchased attendance obligations.

11.3. Depot Repair

Table 112. Global Medical Imaging Equipment Maintenance Services Market Size, by Depot Repair, by Region, 2017-2040 (USD Million)

Region	2017	2024	2025	2026	2027	2032	2040	CAGR (%)
Africa	xx.xx	xx.xx	xx.xx	xx.xx	xx.xx	xx.xx	xx.xx	xx.xx
Asia-Pacific	xx.xx	xx.xx	xx.xx	xx.xx	xx.xx	xx.xx	xx.xx	xx.xx
Europe	xx.xx	xx.xx	xx.xx	xx.xx	xx.xx	xx.xx	xx.xx	xx.xx
Latin America	xx.xx	xx.xx	xx.xx	xx.xx	xx.xx	xx.xx	xx.xx	xx.xx
Middle East	xx.xx	xx.xx	xx.xx	xx.xx	xx.xx	xx.xx	xx.xx	xx.xx
North America	xx.xx	xx.xx	xx.xx	xx.xx	xx.xx	xx.xx	xx.xx	xx.xx
Total	**xx.xx**	**xx.xx**	**xx.xx**	**xx.xx**	**xx.xx**	**xx.xx**	**xx.xx**	**xx.xx**

Table 113. Global Medical Imaging Equipment Maintenance Services Market Size, by Depot Repair, by Group, 2017-2040 (USD Million)

Group	2017	2024	2025	2026	2027	2032	2040	CAGR (%)
ASEAN	xx.xx	xx.xx	xx.xx	xx.xx	xx.xx	xx.xx	xx.xx	xx.xx
BRICS	xx.xx	xx.xx	xx.xx	xx.xx	xx.xx	xx.xx	xx.xx	xx.xx
European Union	xx.xx	xx.xx	xx.xx	xx.xx	xx.xx	xx.xx	xx.xx	xx.xx
G7	xx.xx	xx.xx	xx.xx	xx.xx	xx.xx	xx.xx	xx.xx	xx.xx
GCC	xx.xx	xx.xx	xx.xx	xx.xx	xx.xx	xx.xx	xx.xx	xx.xx
NATO	xx.xx	xx.xx	xx.xx	xx.xx	xx.xx	xx.xx	xx.xx	xx.xx

Table 114. Global Medical Imaging Equipment Maintenance Services Market Size, by Depot Repair, by Country, 2017-2040 (USD Million)

Country	2017	2024	2025	2026	2027	2032	2040	CAGR (%)
Australia	xx.xx	xx.xx	xx.xx	xx.xx	xx.xx	xx.xx	xx.xx	xx.xx
Brazil	xx.xx	xx.xx	xx.xx	xx.xx	xx.xx	xx.xx	xx.xx	xx.xx
Canada	xx.xx	xx.xx	xx.xx	xx.xx	xx.xx	xx.xx	xx.xx	xx.xx
China	xx.xx	xx.xx	xx.xx	xx.xx	xx.xx	xx.xx	xx.xx	xx.xx
France	xx.xx	xx.xx	xx.xx	xx.xx	xx.xx	xx.xx	xx.xx	xx.xx
Germany	xx.xx	xx.xx	xx.xx	xx.xx	xx.xx	xx.xx	xx.xx	xx.xx
India	xx.xx	xx.xx	xx.xx	xx.xx	xx.xx	xx.xx	xx.xx	xx.xx
Italy	xx.xx	xx.xx	xx.xx	xx.xx	xx.xx	xx.xx	xx.xx	xx.xx
Japan	xx.xx	xx.xx	xx.xx	xx.xx	xx.xx	xx.xx	xx.xx	xx.xx
Mexico	xx.xx	xx.xx	xx.xx	xx.xx	xx.xx	xx.xx	xx.xx	xx.xx
Russia	xx.xx	xx.xx	xx.xx	xx.xx	xx.xx	xx.xx	xx.xx	xx.xx
South Korea	xx.xx	xx.xx	xx.xx	xx.xx	xx.xx	xx.xx	xx.xx	xx.xx
Spain	xx.xx	xx.xx	xx.xx	xx.xx	xx.xx	xx.xx	xx.xx	xx.xx
United Kingdom	xx.xx	xx.xx	xx.xx	xx.xx	xx.xx	xx.xx	xx.xx	xx.xx
United States	xx.xx	xx.xx	xx.xx	xx.xx	xx.xx	xx.xx	xx.xx	xx.xx
Others	xx.xx	xx.xx	xx.xx	xx.xx	xx.xx	xx.xx	xx.xx	xx.xx
Total	**xx.xx**	**xx.xx**	**xx.xx**	**xx.xx**	**xx.xx**	**xx.xx**	**xx.xx**	**xx.xx**

Sources & Evidence

1. NHS Supply Chain Framework Agreement for the Provision of Maintenance, Repair and Calibration Services for Medical Equipment (2021)

   · Taxonomy evidence: The framework provides for equipment collection and return after maintenance, repair, or calibration. This supports service-facility fulfillment beyond repair alone, without establishing imaging-specific revenue allocation. ([sccl.nhs.uk](https://www.sccl.nhs.uk/wp-content/uploads/2023/xx.xx/Maintenance-Framework-Agreement.pdf))

   · Taxonomy evidence: The framework provides for equipment collection, delivery, and return where required. This supports off-site fulfillment within its medical-equipment service scope, which includes imaging lots. ([sccl.nhs.uk](https://www.sccl.nhs.uk/wp-content/uploads/2023/xx.xx/Maintenance-Framework-Agreement.pdf))

2. Portable Ultrasound Repair Depot | MXR Imaging

   · Taxonomy evidence: MXR markets portable diagnostic-ultrasound repair at its service facility, with customer systems sent in and returned. This is evidence of its own depot offering, not measured market share. ([mxrimaging.com](https://mxrimaging.com/portable-ultrasound-depot-repair/))

   · Evidence informing base-year allocation inputs; displayed values and growth are calculated: Accepted portable ultrasound systems are repaired at a service centre, supporting a system-level depot channel with eligibility and repaired-portion limits.

   · Evidence informing forecast-year allocation inputs; displayed values and growth are calculated: Accepted portable ultrasound systems are repaired at a service centre, supporting a system-level depot channel with eligibility and repaired-portion limits.

3. GE HealthCare Technologies Inc. - 2025 Form 10-K

   · Evidence informing the 2023 market-value input; displayed series and growth include calculations: Reported services revenue of USD xx.xx supplies a historical commercial-activity proxy; it is broader than imaging maintenance.

   · Evidence informing the 2024 market-value input; displayed series and growth include calculations: Reported services revenue of USD xx.xx supplies the comparable historical proxy.

   · Evidence informing base-year allocation inputs; displayed values and growth are calculated: Destination-sales cross-check; broader than maintenance.

   · Evidence informing forecast-year allocation inputs; displayed values and growth are calculated: Destination-sales cross-check; broader than maintenance.

   · Evidence informing base-year allocation inputs; displayed values and growth are calculated: EMEA commercial-scale cross-check.

   · Evidence informing forecast-year allocation inputs; displayed values and growth are calculated: EMEA commercial-scale cross-check.

   · Evidence informing base-year allocation inputs; displayed values and growth are calculated: China commercial activity and 2025 growth counterevidence.

   · Evidence informing forecast-year allocation inputs; displayed values and growth are calculated: China commercial activity and 2025 growth counterevidence.

   · Evidence informing base-year allocation inputs; displayed values and growth are calculated: U.S. destination sales were USD xx.xx, not maintenance-only revenue.

   · Evidence informing forecast-year allocation inputs; displayed values and growth are calculated: U.S. destination sales were USD xx.xx, not maintenance-only revenue.

   · Evidence informing base-year allocation inputs; displayed values and growth are calculated: China destination sales were USD xx.xx; regional sales declined in 2025.

   · Evidence informing forecast-year allocation inputs; displayed values and growth are calculated: China destination sales were USD xx.xx; regional sales declined in 2025.

4. GE HealthCare Technologies Inc. - 2022 Form 10-K
   - Evidence informing the 2020 market-value input; displayed series and growth include calculations: Services revenue of USD xx.xx anchors the high-cost equipment cohort's historical activity index.
   - Evidence informing the 2021 market-value input; displayed series and growth include calculations: Services revenue of USD xx.xx supplies the comparable activity index.
   - Evidence informing the 2022 market-value input; displayed series and growth include calculations: Services revenue of USD xx.xx supplies the activity index. The filing attributes the services decline primarily to unfavorable currency effects.
5. Health at a Glance 2025 - Diagnostic Technologies
   - Evidence informing the 2032 market-value input; displayed series and growth include calculations: Long-run increases in imaging activity support continued equipment demand; examination volumes are not substituted for maintenance revenue.
   - Evidence informing the 2040 market-value input; displayed series and growth include calculations: The observed country variation and incomplete coverage constrain long-run stock-growth assumptions and prohibit uniform worldwide density extrapolation.
6. OnWatch Predict
   - Evidence informing the 2032 market-value input; displayed series and growth include calculations: Conditional reported benefits support considering a service-efficiency counterforce, not applying downtime reductions directly to service revenue.
   - Evidence informing the 2040 market-value input; displayed series and growth include calculations: The offering supports retaining human and component fulfillment costs in the long-run forecast; it does not establish autonomous servicing or engineer replacement.
7. Unite In-House Service Solutions
   - Evidence informing the 2032 market-value input; displayed series and growth include calculations: The retained-labor boundary supports the modeled purchased-scope counterforce, without measuring future adoption.
   - Evidence informing the 2040 market-value input; displayed series and growth include calculations: The offering supports maintaining a distinction between installed equipment obligations and externally purchased service expenditure.
8. Philips Standard Terms and Conditions of Service, Revision 23, April 2024
   - Evidence informing the 2032 market-value input; displayed series and growth include calculations: Published lifecycle terms condition post-End-of-Life repair on parts and trained-personnel availability and remove the earlier uptime guarantee. These constrain assumed indefinite support extension.
   - Evidence informing the 2040 market-value input; displayed series and growth include calculations: The lifecycle conditions support including retirement and support limitations in long-run growth assumptions, but do not establish a dated global withdrawal event.
9. Health at a Glance 2025 - Diagnostic Technologies
   - Evidence informing base-year allocation inputs; displayed values and growth are calculated: Imaging-stock comparator.
   - Evidence informing forecast-year allocation inputs; displayed values and growth are calculated: Imaging-stock comparator.
   - Evidence informing base-year allocation inputs; displayed values and growth are calculated: Coverage limitation.
   - Evidence informing forecast-year allocation inputs; displayed values and growth are calculated: Coverage limitation.

10. Health at a Glance: Latin America and the Caribbean 2023 - Medical Technologies
    - Evidence informing base-year allocation inputs; displayed values and growth are calculated: Brazil's CT and MRI densities anchor the equipment-linked expenditure proxy.
    - Evidence informing forecast-year allocation inputs; displayed values and growth are calculated: Brazil's CT and MRI densities anchor the equipment-linked expenditure proxy.
    - Evidence informing base-year allocation inputs; displayed values and growth are calculated: Heterogeneous regional equipment availability and partial coverage constrain the allocation model.
    - Evidence informing forecast-year allocation inputs; displayed values and growth are calculated: Heterogeneous regional equipment availability and partial coverage constrain the allocation model.
11. Health at a Glance: Asia/Pacific 2024 - Medical Technologies
    - Evidence informing base-year allocation inputs; displayed values and growth are calculated: Density and reimbursement-coverage anchors.
    - Evidence informing forecast-year allocation inputs; displayed values and growth are calculated: Density and reimbursement-coverage anchors.
    - Evidence informing base-year allocation inputs; displayed values and growth are calculated: High installed-density anchor.
    - Evidence informing forecast-year allocation inputs; displayed values and growth are calculated: High installed-density anchor.
    - Evidence informing base-year allocation inputs; displayed values and growth are calculated: Installed-density anchor.
    - Evidence informing forecast-year allocation inputs; displayed values and growth are calculated: Installed-density anchor.
    - Evidence informing base-year allocation inputs; displayed values and growth are calculated: Regional heterogeneity constrains uniform-density and uniform-access assumptions.
    - Evidence informing forecast-year allocation inputs; displayed values and growth are calculated: Regional heterogeneity constrains uniform-density and uniform-access assumptions.
12. Assessment of Breast Cancer Control Capacities in the WHO African Region in 2022
    - Evidence informing base-year allocation inputs; displayed values and growth are calculated: Survey coverage and equipment scarcity constrain extrapolation across Africa.
    - Evidence informing forecast-year allocation inputs; displayed values and growth are calculated: Survey coverage and equipment scarcity constrain extrapolation across Africa.
13. Hospital Equipment Maintenance Requirements - CMS Memorandum 14-07-Hospital
    - Evidence informing base-year allocation inputs; displayed values and growth are calculated: Imaging maintenance must follow manufacturer recommendations; this is not an exclusive OEM purchasing award.
    - Evidence informing forecast-year allocation inputs; displayed values and growth are calculated: Imaging maintenance must follow manufacturer recommendations; this is not an exclusive OEM purchasing award.
14. Managed Neutral Vendor Services - East of England Collaborative Procurement Hub
    - Evidence informing forecast-year allocation inputs; displayed values and growth are calculated: The framework starts January xx.xx 2026 and requires mini-competition; admission is not realized maintenance revenue.
15. Diagnostic Imaging Accreditation Scheme - Australian Commission on Safety and Quality in Health Care
    - Evidence informing base-year allocation inputs; displayed values and growth are calculated: Equipment-appropriate training, local licensing and records constrain service access, without measuring an outsourcing share.
    - Evidence informing forecast-year allocation inputs; displayed values and growth are calculated: Equipment-appropriate training, local licensing and records constrain service access, without measuring an outsourcing share.

11.4. Remote Service

Table 115. Global Medical Imaging Equipment Maintenance Services Market Size, by Remote Service, by Region, 2017-2040 (USD Million)

Region	2017	2024	2025	2026	2027	2032	2040	CAGR (%)
Africa	xx.xx	xx.xx	xx.xx	xx.xx	xx.xx	xx.xx	xx.xx	xx.xx
Asia-Pacific	xx.xx	xx.xx	xx.xx	xx.xx	xx.xx	xx.xx	xx.xx	xx.xx
Europe	xx.xx	xx.xx	xx.xx	xx.xx	xx.xx	xx.xx	xx.xx	xx.xx
Latin America	xx.xx	xx.xx	xx.xx	xx.xx	xx.xx	xx.xx	xx.xx	xx.xx
Middle East	xx.xx	xx.xx	xx.xx	xx.xx	xx.xx	xx.xx	xx.xx	xx.xx
North America	xx.xx	xx.xx	xx.xx	xx.xx	xx.xx	xx.xx	xx.xx	xx.xx
Total	**xx.xx**	**xx.xx**	**xx.xx**	**xx.xx**	**xx.xx**	**xx.xx**	**xx.xx**	**xx.xx**

Table 116. Global Medical Imaging Equipment Maintenance Services Market Size, by Remote Service, by Group, 2017-2040 (USD Million)

Group	2017	2024	2025	2026	2027	2032	2040	CAGR (%)
ASEAN	xx.xx	xx.xx	xx.xx	xx.xx	xx.xx	xx.xx	xx.xx	xx.xx
BRICS	xx.xx	xx.xx	xx.xx	xx.xx	xx.xx	xx.xx	xx.xx	xx.xx
European Union	xx.xx	xx.xx	xx.xx	xx.xx	xx.xx	xx.xx	xx.xx	xx.xx
G7	xx.xx	xx.xx	xx.xx	xx.xx	xx.xx	xx.xx	xx.xx	xx.xx
GCC	xx.xx	xx.xx	xx.xx	xx.xx	xx.xx	xx.xx	xx.xx	xx.xx
NATO	xx.xx	xx.xx	xx.xx	xx.xx	xx.xx	xx.xx	xx.xx	xx.xx

Table 117. Global Medical Imaging Equipment Maintenance Services Market Size, by Remote Service, by Country, 2017-2040 (USD Million)

Country	2017	2024	2025	2026	2027	2032	2040	CAGR (%)
Australia	xx.xx	xx.xx	xx.xx	xx.xx	xx.xx	xx.xx	xx.xx	xx.xx
Brazil	xx.xx	xx.xx	xx.xx	xx.xx	xx.xx	xx.xx	xx.xx	xx.xx
Canada	xx.xx	xx.xx	xx.xx	xx.xx	xx.xx	xx.xx	xx.xx	xx.xx
China	xx.xx	xx.xx	xx.xx	xx.xx	xx.xx	xx.xx	xx.xx	xx.xx
France	xx.xx	xx.xx	xx.xx	xx.xx	xx.xx	xx.xx	xx.xx	xx.xx
Germany	xx.xx	xx.xx	xx.xx	xx.xx	xx.xx	xx.xx	xx.xx	xx.xx
India	xx.xx	xx.xx	xx.xx	xx.xx	xx.xx	xx.xx	xx.xx	xx.xx
Italy	xx.xx	xx.xx	xx.xx	xx.xx	xx.xx	xx.xx	xx.xx	xx.xx
Japan	xx.xx	xx.xx	xx.xx	xx.xx	xx.xx	xx.xx	xx.xx	xx.xx
Mexico	xx.xx	xx.xx	xx.xx	xx.xx	xx.xx	xx.xx	xx.xx	xx.xx
Russia	xx.xx	xx.xx	xx.xx	xx.xx	xx.xx	xx.xx	xx.xx	xx.xx
South Korea	xx.xx	xx.xx	xx.xx	xx.xx	xx.xx	xx.xx	xx.xx	xx.xx
Spain	xx.xx	xx.xx	xx.xx	xx.xx	xx.xx	xx.xx	xx.xx	xx.xx
United Kingdom	xx.xx	xx.xx	xx.xx	xx.xx	xx.xx	xx.xx	xx.xx	xx.xx
United States	xx.xx	xx.xx	xx.xx	xx.xx	xx.xx	xx.xx	xx.xx	xx.xx
Others	xx.xx	xx.xx	xx.xx	xx.xx	xx.xx	xx.xx	xx.xx	xx.xx
Total	**xx.xx**	**xx.xx**	**xx.xx**	**xx.xx**	**xx.xx**	**xx.xx**	**xx.xx**	**xx.xx**

Sources & Evidence

1. Contracting in Medical Equipment Maintenance Services: An Empirical Investigation
   · Taxonomy evidence: The studied service arrangements include remote fault resolution, but do not establish a separately purchased remote-only delivery class. ([business.columbia.edu](https://business.columbia.edu/sites/default/files-efs/pubfiles/xx.xx/besbes_contracting.pdf))

2. GE HealthCare Technologies Inc. - 2025 Form 10-K
   - Evidence informing the 2023 market-value input; displayed series and growth include calculations: Reported services revenue of USD xx.xx supplies a historical commercial-activity proxy; it is broader than imaging maintenance.
   - Evidence informing the 2024 market-value input; displayed series and growth include calculations: Reported services revenue of USD xx.xx supplies the comparable historical proxy.
   - Evidence informing base-year allocation inputs; displayed values and growth are calculated: Destination-sales cross-check; broader than maintenance.
   - Evidence informing forecast-year allocation inputs; displayed values and growth are calculated: Destination-sales cross-check; broader than maintenance.
   - Evidence informing base-year allocation inputs; displayed values and growth are calculated: EMEA commercial-scale cross-check.
   - Evidence informing forecast-year allocation inputs; displayed values and growth are calculated: EMEA commercial-scale cross-check.
   - Evidence informing base-year allocation inputs; displayed values and growth are calculated: China commercial activity and 2025 growth counterevidence.
   - Evidence informing forecast-year allocation inputs; displayed values and growth are calculated: China commercial activity and 2025 growth counterevidence.
   - Evidence informing base-year allocation inputs; displayed values and growth are calculated: U.S. destination sales were USD xx.xx, not maintenance-only revenue.
   - Evidence informing forecast-year allocation inputs; displayed values and growth are calculated: U.S. destination sales were USD xx.xx, not maintenance-only revenue.
   - Evidence informing base-year allocation inputs; displayed values and growth are calculated: China destination sales were USD xx.xx; regional sales declined in 2025.
   - Evidence informing forecast-year allocation inputs; displayed values and growth are calculated: China destination sales were USD xx.xx; regional sales declined in 2025.
3. GE HealthCare Technologies Inc. - 2022 Form 10-K
   - Evidence informing the 2020 market-value input; displayed series and growth include calculations: Services revenue of USD xx.xx anchors the high-cost equipment cohort's historical activity index.
   - Evidence informing the 2021 market-value input; displayed series and growth include calculations: Services revenue of USD xx.xx supplies the comparable activity index.
   - Evidence informing the 2022 market-value input; displayed series and growth include calculations: Services revenue of USD xx.xx supplies the activity index. The filing attributes the services decline primarily to unfavorable currency effects.
4. Health at a Glance 2025 - Diagnostic Technologies
   - Evidence informing the 2032 market-value input; displayed series and growth include calculations: Long-run increases in imaging activity support continued equipment demand; examination volumes are not substituted for maintenance revenue.
   - Evidence informing the 2040 market-value input; displayed series and growth include calculations: The observed country variation and incomplete coverage constrain long-run stock-growth assumptions and prohibit uniform worldwide density extrapolation.
5. OnWatch Predict
   - Evidence informing the 2032 market-value input; displayed series and growth include calculations: Conditional reported benefits support considering a service-efficiency counterforce, not applying downtime reductions directly to service revenue.
   - Evidence informing the 2040 market-value input; displayed series and growth include calculations: The offering supports retaining human and component fulfillment costs in the long-run forecast; it does not establish autonomous servicing or engineer replacement.

6. Unite In-House Service Solutions
   - Evidence informing the 2032 market-value input; displayed series and growth include calculations: The retained-labor boundary supports the modeled purchased-scope counterforce, without measuring future adoption.
   - Evidence informing the 2040 market-value input; displayed series and growth include calculations: The offering supports maintaining a distinction between installed equipment obligations and externally purchased service expenditure.
   - Evidence informing base-year allocation inputs; displayed values and growth are calculated: The published xx.xx% remote fix rate is a case-resolution observation, not remote-only revenue. Separately billed on-site labor supports the responsibility distinction.
   - Evidence informing forecast-year allocation inputs; displayed values and growth are calculated: The published xx.xx% remote fix rate is a case-resolution observation, not remote-only revenue. Separately billed on-site labor supports the responsibility distinction.
7. Philips Standard Terms and Conditions of Service, Revision 23, April 2024
   - Evidence informing the 2032 market-value input; displayed series and growth include calculations: Published lifecycle terms condition post-End-of-Life repair on parts and trained-personnel availability and remove the earlier uptime guarantee. These constrain assumed indefinite support extension.
   - Evidence informing the 2040 market-value input; displayed series and growth include calculations: The lifecycle conditions support including retirement and support limitations in long-run growth assumptions, but do not establish a dated global withdrawal event.
8. Health at a Glance 2025 - Diagnostic Technologies
   - Evidence informing base-year allocation inputs; displayed values and growth are calculated: Imaging-stock comparator.
   - Evidence informing forecast-year allocation inputs; displayed values and growth are calculated: Imaging-stock comparator.
   - Evidence informing base-year allocation inputs; displayed values and growth are calculated: Coverage limitation.
   - Evidence informing forecast-year allocation inputs; displayed values and growth are calculated: Coverage limitation.
9. Health at a Glance: Latin America and the Caribbean 2023 - Medical Technologies
   - Evidence informing base-year allocation inputs; displayed values and growth are calculated: Brazil's CT and MRI densities anchor the equipment-linked expenditure proxy.
   - Evidence informing forecast-year allocation inputs; displayed values and growth are calculated: Brazil's CT and MRI densities anchor the equipment-linked expenditure proxy.
   - Evidence informing base-year allocation inputs; displayed values and growth are calculated: Heterogeneous regional equipment availability and partial coverage constrain the allocation model.
   - Evidence informing forecast-year allocation inputs; displayed values and growth are calculated: Heterogeneous regional equipment availability and partial coverage constrain the allocation model.

10. Health at a Glance: Asia/Pacific 2024 - Medical Technologies
    - Evidence informing base-year allocation inputs; displayed values and growth are calculated: Density and reimbursement-coverage anchors.
    - Evidence informing forecast-year allocation inputs; displayed values and growth are calculated: Density and reimbursement-coverage anchors.
    - Evidence informing base-year allocation inputs; displayed values and growth are calculated: High installed-density anchor.
    - Evidence informing forecast-year allocation inputs; displayed values and growth are calculated: High installed-density anchor.
    - Evidence informing base-year allocation inputs; displayed values and growth are calculated: Installed-density anchor.
    - Evidence informing forecast-year allocation inputs; displayed values and growth are calculated: Installed-density anchor.
    - Evidence informing base-year allocation inputs; displayed values and growth are calculated: Regional heterogeneity constrains uniform-density and uniform-access assumptions.
    - Evidence informing forecast-year allocation inputs; displayed values and growth are calculated: Regional heterogeneity constrains uniform-density and uniform-access assumptions.
11. Assessment of Breast Cancer Control Capacities in the WHO African Region in 2022
    - Evidence informing base-year allocation inputs; displayed values and growth are calculated: Survey coverage and equipment scarcity constrain extrapolation across Africa.
    - Evidence informing forecast-year allocation inputs; displayed values and growth are calculated: Survey coverage and equipment scarcity constrain extrapolation across Africa.
12. Hospital Equipment Maintenance Requirements - CMS Memorandum 14-07-Hospital
    - Evidence informing base-year allocation inputs; displayed values and growth are calculated: Imaging maintenance must follow manufacturer recommendations; this is not an exclusive OEM purchasing award.
    - Evidence informing forecast-year allocation inputs; displayed values and growth are calculated: Imaging maintenance must follow manufacturer recommendations; this is not an exclusive OEM purchasing award.
13. Managed Neutral Vendor Services - East of England Collaborative Procurement Hub
    - Evidence informing forecast-year allocation inputs; displayed values and growth are calculated: The framework starts January xx.xx 2026 and requires mini-competition; admission is not realized maintenance revenue.
14. Diagnostic Imaging Accreditation Scheme - Australian Commission on Safety and Quality in Health Care
    - Evidence informing base-year allocation inputs; displayed values and growth are calculated: Equipment-appropriate training, local licensing and records constrain service access, without measuring an outsourcing share.
    - Evidence informing forecast-year allocation inputs; displayed values and growth are calculated: Equipment-appropriate training, local licensing and records constrain service access, without measuring an outsourcing share.
15. Maintenance service agreements
    - Evidence informing base-year allocation inputs; displayed values and growth are calculated: Approximately xx.xx% remotely resolved corrective cases constrain channel assumptions but cannot be substituted for remote-only spending.
    - Evidence informing forecast-year allocation inputs; displayed values and growth are calculated: Approximately xx.xx% remotely resolved corrective cases constrain channel assumptions but cannot be substituted for remote-only spending.

12. Medical Imaging Equipment Maintenance Services Market, by Procurement Route

[redacted] It also notes that not every base contract offers maintenance. Buyers should therefore establish the actual maintenance entitlement and ordering rules before choosing a route; an equipment agreement's existence is not sufficient.

[redacted] This can reduce the buyer's contracting interfaces while limiting the specialist's control over the customer relationship. Framework admission, a call-off award, and delivered maintenance remain distinct commercial events.

The August 2026 buyer guide requires acceptance of overarching framework requirements while also allowing mutually agreed alternative terms recorded in the order. [redacted] The governing instrument and incorporated terms, rather than the purchasing route's label, determine the available flexibility.

Figure 18. Global Medical Imaging Equipment Maintenance Services Market Size, by Procurement Route, 2025 (%)

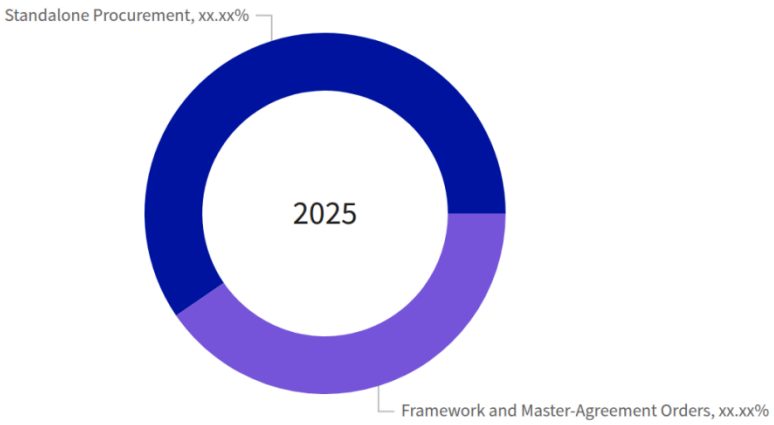

Figure 19. Global Medical Imaging Equipment Maintenance Services Market, by Procurement Route, 2032 (USD Million)

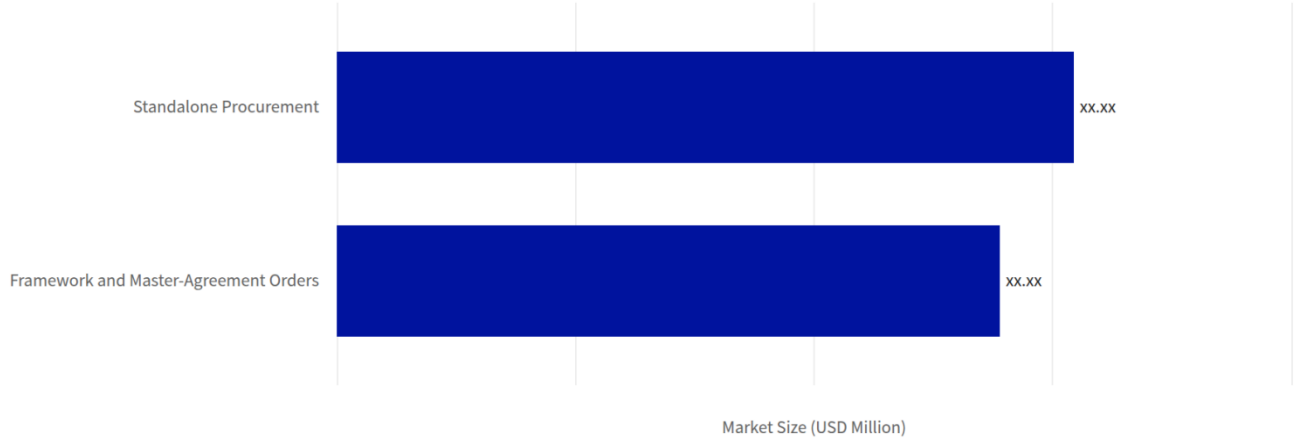

Table 118. Global Medical Imaging Equipment Maintenance Services Market, by Procurement Route growth contribution, 2025-2032

Category	2025 value (USD Million)	2032 value (USD Million)	Added value (USD Million)	2025 share (%)	2032 share (%)	Change (pp)	Growth share (%)	CAGR (%)
Framework and Master-Agreement Orders	xx.xx	xx.xx	xx.xx	xx.xx	xx.xx	xx.xx	xx.xx	xx.xx
Standalone Procurement	xx.xx	xx.xx	xx.xx	xx.xx	xx.xx	xx.xx	xx.xx	xx.xx
Scope total	**xx.xx**	**xx.xx**	**xx.xx**	**xx.xx**	**xx.xx**	**xx.xx**	**xx.xx**	**xx.xx**

Table 119. Global Medical Imaging Equipment Maintenance Services Market Size, by Procurement Route, 2017-2040 (USD Million)

Procurement Route	2017	2024	2025	2026	2027	2032	2040	CAGR (%)
Framework and Master-Agreement Orders	xx.xx	xx.xx	xx.xx	xx.xx	xx.xx	xx.xx	xx.xx	xx.xx
Standalone Procurement	xx.xx	xx.xx	xx.xx	xx.xx	xx.xx	xx.xx	xx.xx	xx.xx
Total	**xx.xx**	**xx.xx**	**xx.xx**	**xx.xx**	**xx.xx**	**xx.xx**	**xx.xx**	**xx.xx**

Sources & Evidence

1. Managed Neutral Vendor Services

   · The framework requires mini-competition and includes maintenance and subcontracting within a broader managed-service scope. ([eoecph.nhs.uk](https://www.eoecph.nhs.uk/frameworks/managed-neutral-vendor-services/))

   · Evidence informing forecast-year allocation inputs; displayed values and growth are calculated: The managed framework runs January xx.xx 2026-January xx.xx 2030 and requires mini-competition. It supports route availability, not realized maintenance revenue or guaranteed continuation to 2032.

2. Managed Neutral Vendor Services: Buyers' Guide, August 2026

   · The August 2026 guide requires overarching framework acceptance and also permits mutually agreed alternative terms detailed in the order form. ([eoecph.nhs.uk](https://www.eoecph.nhs.uk/wp-content/uploads/2026/xx.xx/Managed-Neutral-Vendor-Services-PA-2023-buyers-guide-Aug-2026.pdf))

3. High-Tech Medical Equipment: VA Has Opportunities to Improve Its Acquisition of Maintenance Services

   · GAO's May xx.xx 2026 report documents standalone and base-contract maintenance purchasing, duplicated contracting effort, and base contracts that do not offer maintenance. ([gao.gov](https://www.gao.gov/assets/gao-xx.xx-xx.xx.pdf))

   · Taxonomy evidence: The report distinguishes orders against agency-wide base contracts from independently awarded standalone maintenance contracts. ([gao.gov](https://www.gao.gov/assets/gao-xx.xx-xx.xx.pdf))

   · Taxonomy evidence: The report distinguishes agency-wide maintenance ordering from standalone contracts. ([gao.gov](https://www.gao.gov/products/gao-xx.xx-xx.xx?utm_source=openai))

   · Evidence informing base-year allocation inputs; displayed values and growth are calculated: Inspected route counts include xx.xx standalone contracts; the selected federal sample is adjusted rather than treated as Global spending prevalence.

   · Evidence informing forecast-year allocation inputs; displayed values and growth are calculated: Inspected route counts include xx.xx standalone contracts; the selected federal sample is adjusted rather than treated as Global spending prevalence.

   · Evidence informing base-year allocation inputs; displayed values and growth are calculated: Forty-two HTME and four Federal Supply Schedule orders supply the identifiable agreement-order count for a modeled relative-value bridge.

   · Evidence informing forecast-year allocation inputs; displayed values and growth are calculated: Forty-two HTME and four Federal Supply Schedule orders supply the identifiable agreement-order count for a modeled relative-value bridge.

4. GE HealthCare Technologies Inc. - 2025 Form 10-K

   · Evidence informing the 2023 market-value input; displayed series and growth include calculations: Reported services revenue of USD xx.xx supplies a historical commercial-activity proxy; it is broader than imaging maintenance.

   · Evidence informing the 2024 market-value input; displayed series and growth include calculations: Reported services revenue of USD xx.xx supplies the comparable historical proxy.

5. GE HealthCare Technologies Inc. - 2022 Form 10-K
   - Evidence informing the 2020 market-value input; displayed series and growth include calculations: Services revenue of USD xx.xx anchors the high-cost equipment cohort's historical activity index.
   - Evidence informing the 2021 market-value input; displayed series and growth include calculations: Services revenue of USD xx.xx supplies the comparable activity index.
   - Evidence informing the 2022 market-value input; displayed series and growth include calculations: Services revenue of USD xx.xx supplies the activity index. The filing attributes the services decline primarily to unfavorable currency effects.
6. Health at a Glance 2025 - Diagnostic Technologies
   - Evidence informing the 2032 market-value input; displayed series and growth include calculations: Long-run increases in imaging activity support continued equipment demand; examination volumes are not substituted for maintenance revenue.
   - Evidence informing the 2040 market-value input; displayed series and growth include calculations: The observed country variation and incomplete coverage constrain long-run stock-growth assumptions and prohibit uniform worldwide density extrapolation.
7. OnWatch Predict
   - Evidence informing the 2032 market-value input; displayed series and growth include calculations: Conditional reported benefits support considering a service-efficiency counterforce, not applying downtime reductions directly to service revenue.
   - Evidence informing the 2040 market-value input; displayed series and growth include calculations: The offering supports retaining human and component fulfillment costs in the long-run forecast; it does not establish autonomous servicing or engineer replacement.
8. Unite In-House Service Solutions
   - Evidence informing the 2032 market-value input; displayed series and growth include calculations: The retained-labor boundary supports the modeled purchased-scope counterforce, without measuring future adoption.
   - Evidence informing the 2040 market-value input; displayed series and growth include calculations: The offering supports maintaining a distinction between installed equipment obligations and externally purchased service expenditure.
9. Philips Standard Terms and Conditions of Service, Revision 23, April 2024
   - Evidence informing the 2032 market-value input; displayed series and growth include calculations: Published lifecycle terms condition post-End-of-Life repair on parts and trained-personnel availability and remove the earlier uptime guarantee. These constrain assumed indefinite support extension.
   - Evidence informing the 2040 market-value input; displayed series and growth include calculations: The lifecycle conditions support including retirement and support limitations in long-run growth assumptions, but do not establish a dated global withdrawal event.

12.1. Standalone Procurement

Table 120. Global Medical Imaging Equipment Maintenance Services Market Size, by Standalone Procurement, by Region, 2017-2040 (USD Million)

Region	2017	2024	2025	2026	2027	2032	2040	CAGR (%)
Africa	xx.xx	xx.xx	xx.xx	xx.xx	xx.xx	xx.xx	xx.xx	xx.xx
Asia-Pacific	xx.xx	xx.xx	xx.xx	xx.xx	xx.xx	xx.xx	xx.xx	xx.xx
Europe	xx.xx	xx.xx	xx.xx	xx.xx	xx.xx	xx.xx	xx.xx	xx.xx
Latin America	xx.xx	xx.xx	xx.xx	xx.xx	xx.xx	xx.xx	xx.xx	xx.xx
Middle East	xx.xx	xx.xx	xx.xx	xx.xx	xx.xx	xx.xx	xx.xx	xx.xx
North America	xx.xx	xx.xx	xx.xx	xx.xx	xx.xx	xx.xx	xx.xx	xx.xx
Total	**xx.xx**	**xx.xx**	**xx.xx**	**xx.xx**	**xx.xx**	**xx.xx**	**xx.xx**	**xx.xx**

Table 121. Global Medical Imaging Equipment Maintenance Services Market Size, by Standalone Procurement, by Group, 2017-2040 (USD Million)

Group	2017	2024	2025	2026	2027	2032	2040	CAGR (%)
ASEAN	xx.xx	xx.xx	xx.xx	xx.xx	xx.xx	xx.xx	xx.xx	xx.xx
BRICS	xx.xx	xx.xx	xx.xx	xx.xx	xx.xx	xx.xx	xx.xx	xx.xx
European Union	xx.xx	xx.xx	xx.xx	xx.xx	xx.xx	xx.xx	xx.xx	xx.xx
G7	xx.xx	xx.xx	xx.xx	xx.xx	xx.xx	xx.xx	xx.xx	xx.xx
GCC	xx.xx	xx.xx	xx.xx	xx.xx	xx.xx	xx.xx	xx.xx	xx.xx
NATO	xx.xx	xx.xx	xx.xx	xx.xx	xx.xx	xx.xx	xx.xx	xx.xx

Table 122. Global Medical Imaging Equipment Maintenance Services Market Size, by Standalone Procurement, by Country, 2017-2040 (USD Million)

Country	2017	2024	2025	2026	2027	2032	2040	CAGR (%)
Australia	xx.xx	xx.xx	xx.xx	xx.xx	xx.xx	xx.xx	xx.xx	xx.xx
Brazil	xx.xx	xx.xx	xx.xx	xx.xx	xx.xx	xx.xx	xx.xx	xx.xx
Canada	xx.xx	xx.xx	xx.xx	xx.xx	xx.xx	xx.xx	xx.xx	xx.xx
China	xx.xx	xx.xx	xx.xx	xx.xx	xx.xx	xx.xx	xx.xx	xx.xx
France	xx.xx	xx.xx	xx.xx	xx.xx	xx.xx	xx.xx	xx.xx	xx.xx
Germany	xx.xx	xx.xx	xx.xx	xx.xx	xx.xx	xx.xx	xx.xx	xx.xx
India	xx.xx	xx.xx	xx.xx	xx.xx	xx.xx	xx.xx	xx.xx	xx.xx
Italy	xx.xx	xx.xx	xx.xx	xx.xx	xx.xx	xx.xx	xx.xx	xx.xx
Japan	xx.xx	xx.xx	xx.xx	xx.xx	xx.xx	xx.xx	xx.xx	xx.xx
Mexico	xx.xx	xx.xx	xx.xx	xx.xx	xx.xx	xx.xx	xx.xx	xx.xx
Russia	xx.xx	xx.xx	xx.xx	xx.xx	xx.xx	xx.xx	xx.xx	xx.xx
South Korea	xx.xx	xx.xx	xx.xx	xx.xx	xx.xx	xx.xx	xx.xx	xx.xx
Spain	xx.xx	xx.xx	xx.xx	xx.xx	xx.xx	xx.xx	xx.xx	xx.xx
United Kingdom	xx.xx	xx.xx	xx.xx	xx.xx	xx.xx	xx.xx	xx.xx	xx.xx
United States	xx.xx	xx.xx	xx.xx	xx.xx	xx.xx	xx.xx	xx.xx	xx.xx
Others	xx.xx	xx.xx	xx.xx	xx.xx	xx.xx	xx.xx	xx.xx	xx.xx
Total	**xx.xx**	**xx.xx**	**xx.xx**	**xx.xx**	**xx.xx**	**xx.xx**	**xx.xx**	**xx.xx**

Sources & Evidence

1. High-Tech Medical Equipment: VA Has Opportunities to Improve Its Acquisition of Maintenance Services

   · Taxonomy evidence: Regional officials awarded standalone maintenance contracts outside agency-wide contracts. ([gao.gov](https://www.gao.gov/products/gao-xx.xx-xx.xx?utm_source=openai))

   · Evidence informing base-year allocation inputs; displayed values and growth are calculated: Inspected route counts include xx.xx standalone contracts; the selected federal sample is adjusted rather than treated as Global spending prevalence.

   · Evidence informing forecast-year allocation inputs; displayed values and growth are calculated: Inspected route counts include xx.xx standalone contracts; the selected federal sample is adjusted rather than treated as Global spending prevalence.

2. GE HealthCare Technologies Inc. - 2025 Form 10-K
   - Evidence informing the 2023 market-value input; displayed series and growth include calculations: Reported services revenue of USD xx.xx supplies a historical commercial-activity proxy; it is broader than imaging maintenance.
   - Evidence informing the 2024 market-value input; displayed series and growth include calculations: Reported services revenue of USD xx.xx supplies the comparable historical proxy.
   - Evidence informing base-year allocation inputs; displayed values and growth are calculated: Destination-sales cross-check; broader than maintenance.
   - Evidence informing forecast-year allocation inputs; displayed values and growth are calculated: Destination-sales cross-check; broader than maintenance.
   - Evidence informing base-year allocation inputs; displayed values and growth are calculated: EMEA commercial-scale cross-check.
   - Evidence informing forecast-year allocation inputs; displayed values and growth are calculated: EMEA commercial-scale cross-check.
   - Evidence informing base-year allocation inputs; displayed values and growth are calculated: China commercial activity and 2025 growth counterevidence.
   - Evidence informing forecast-year allocation inputs; displayed values and growth are calculated: China commercial activity and 2025 growth counterevidence.
   - Evidence informing base-year allocation inputs; displayed values and growth are calculated: U.S. destination sales were USD xx.xx, not maintenance-only revenue.
   - Evidence informing forecast-year allocation inputs; displayed values and growth are calculated: U.S. destination sales were USD xx.xx, not maintenance-only revenue.
   - Evidence informing base-year allocation inputs; displayed values and growth are calculated: China destination sales were USD xx.xx; regional sales declined in 2025.
   - Evidence informing forecast-year allocation inputs; displayed values and growth are calculated: China destination sales were USD xx.xx; regional sales declined in 2025.
3. GE HealthCare Technologies Inc. - 2022 Form 10-K
   - Evidence informing the 2020 market-value input; displayed series and growth include calculations: Services revenue of USD xx.xx anchors the high-cost equipment cohort's historical activity index.
   - Evidence informing the 2021 market-value input; displayed series and growth include calculations: Services revenue of USD xx.xx supplies the comparable activity index.
   - Evidence informing the 2022 market-value input; displayed series and growth include calculations: Services revenue of USD xx.xx supplies the activity index. The filing attributes the services decline primarily to unfavorable currency effects.
4. Health at a Glance 2025 - Diagnostic Technologies
   - Evidence informing the 2032 market-value input; displayed series and growth include calculations: Long-run increases in imaging activity support continued equipment demand; examination volumes are not substituted for maintenance revenue.
   - Evidence informing the 2040 market-value input; displayed series and growth include calculations: The observed country variation and incomplete coverage constrain long-run stock-growth assumptions and prohibit uniform worldwide density extrapolation.
5. OnWatch Predict
   - Evidence informing the 2032 market-value input; displayed series and growth include calculations: Conditional reported benefits support considering a service-efficiency counterforce, not applying downtime reductions directly to service revenue.
   - Evidence informing the 2040 market-value input; displayed series and growth include calculations: The offering supports retaining human and component fulfillment costs in the long-run forecast; it does not establish autonomous servicing or engineer replacement.

6. Unite In-House Service Solutions
   - Evidence informing the 2032 market-value input; displayed series and growth include calculations: The retained-labor boundary supports the modeled purchased-scope counterforce, without measuring future adoption.
   - Evidence informing the 2040 market-value input; displayed series and growth include calculations: The offering supports maintaining a distinction between installed equipment obligations and externally purchased service expenditure.
7. Philips Standard Terms and Conditions of Service, Revision 23, April 2024
   - Evidence informing the 2032 market-value input; displayed series and growth include calculations: Published lifecycle terms condition post-End-of-Life repair on parts and trained-personnel availability and remove the earlier uptime guarantee. These constrain assumed indefinite support extension.
   - Evidence informing the 2040 market-value input; displayed series and growth include calculations: The lifecycle conditions support including retirement and support limitations in long-run growth assumptions, but do not establish a dated global withdrawal event.
8. Health at a Glance 2025 - Diagnostic Technologies
   - Evidence informing base-year allocation inputs; displayed values and growth are calculated: Imaging-stock comparator.
   - Evidence informing forecast-year allocation inputs; displayed values and growth are calculated: Imaging-stock comparator.
   - Evidence informing base-year allocation inputs; displayed values and growth are calculated: Coverage limitation.
   - Evidence informing forecast-year allocation inputs; displayed values and growth are calculated: Coverage limitation.
9. Health at a Glance: Latin America and the Caribbean 2023 - Medical Technologies
   - Evidence informing base-year allocation inputs; displayed values and growth are calculated: Brazil's CT and MRI densities anchor the equipment-linked expenditure proxy.
   - Evidence informing forecast-year allocation inputs; displayed values and growth are calculated: Brazil's CT and MRI densities anchor the equipment-linked expenditure proxy.
   - Evidence informing base-year allocation inputs; displayed values and growth are calculated: Heterogeneous regional equipment availability and partial coverage constrain the allocation model.
   - Evidence informing forecast-year allocation inputs; displayed values and growth are calculated: Heterogeneous regional equipment availability and partial coverage constrain the allocation model.
10. Health at a Glance: Asia/Pacific 2024 - Medical Technologies
    - Evidence informing base-year allocation inputs; displayed values and growth are calculated: Density and reimbursement-coverage anchors.
    - Evidence informing forecast-year allocation inputs; displayed values and growth are calculated: Density and reimbursement-coverage anchors.
    - Evidence informing base-year allocation inputs; displayed values and growth are calculated: High installed-density anchor.
    - Evidence informing forecast-year allocation inputs; displayed values and growth are calculated: High installed-density anchor.
    - Evidence informing base-year allocation inputs; displayed values and growth are calculated: Installed-density anchor.
    - Evidence informing forecast-year allocation inputs; displayed values and growth are calculated: Installed-density anchor.
    - Evidence informing base-year allocation inputs; displayed values and growth are calculated: Regional heterogeneity constrains uniform-density and uniform-access assumptions.
    - Evidence informing forecast-year allocation inputs; displayed values and growth are calculated: Regional heterogeneity constrains uniform-density and uniform-access assumptions.

11. Assessment of Breast Cancer Control Capacities in the WHO African Region in 2022
    - Evidence informing base-year allocation inputs; displayed values and growth are calculated: Survey coverage and equipment scarcity constrain extrapolation across Africa.
    - Evidence informing forecast-year allocation inputs; displayed values and growth are calculated: Survey coverage and equipment scarcity constrain extrapolation across Africa.
12. Hospital Equipment Maintenance Requirements - CMS Memorandum 14-07-Hospital
    - Evidence informing base-year allocation inputs; displayed values and growth are calculated: Imaging maintenance must follow manufacturer recommendations; this is not an exclusive OEM purchasing award.
    - Evidence informing forecast-year allocation inputs; displayed values and growth are calculated: Imaging maintenance must follow manufacturer recommendations; this is not an exclusive OEM purchasing award.
13. Managed Neutral Vendor Services - East of England Collaborative Procurement Hub
    - Evidence informing forecast-year allocation inputs; displayed values and growth are calculated: The framework starts January xx.xx 2026 and requires mini-competition; admission is not realized maintenance revenue.
14. Diagnostic Imaging Accreditation Scheme - Australian Commission on Safety and Quality in Health Care
    - Evidence informing base-year allocation inputs; displayed values and growth are calculated: Equipment-appropriate training, local licensing and records constrain service access, without measuring an outsourcing share.
    - Evidence informing forecast-year allocation inputs; displayed values and growth are calculated: Equipment-appropriate training, local licensing and records constrain service access, without measuring an outsourcing share.

12.2. Framework and Master-Agreement Orders

Table 123. Global Medical Imaging Equipment Maintenance Services Market Size, by Framework and Master-Agreement Orders, by Region, 2017-2040 (USD Million)

Region	2017	2024	2025	2026	2027	2032	2040	CAGR (%)
Africa	xx.xx	xx.xx	xx.xx	xx.xx	xx.xx	xx.xx	xx.xx	xx.xx
Asia-Pacific	xx.xx	xx.xx	xx.xx	xx.xx	xx.xx	xx.xx	xx.xx	xx.xx
Europe	xx.xx	xx.xx	xx.xx	xx.xx	xx.xx	xx.xx	xx.xx	xx.xx
Latin America	xx.xx	xx.xx	xx.xx	xx.xx	xx.xx	xx.xx	xx.xx	xx.xx
Middle East	xx.xx	xx.xx	xx.xx	xx.xx	xx.xx	xx.xx	xx.xx	xx.xx
North America	xx.xx	xx.xx	xx.xx	xx.xx	xx.xx	xx.xx	xx.xx	xx.xx
Total	**xx.xx**	**xx.xx**	**xx.xx**	**xx.xx**	**xx.xx**	**xx.xx**	**xx.xx**	**xx.xx**

Table 124. Global Medical Imaging Equipment Maintenance Services Market Size, by Framework and Master-Agreement Orders, by Group, 2017-2040 (USD Million)

Group	2017	2024	2025	2026	2027	2032	2040	CAGR (%)
ASEAN	xx.xx	xx.xx	xx.xx	xx.xx	xx.xx	xx.xx	xx.xx	xx.xx
BRICS	xx.xx	xx.xx	xx.xx	xx.xx	xx.xx	xx.xx	xx.xx	xx.xx
European Union	xx.xx	xx.xx	xx.xx	xx.xx	xx.xx	xx.xx	xx.xx	xx.xx
G7	xx.xx	xx.xx	xx.xx	xx.xx	xx.xx	xx.xx	xx.xx	xx.xx
GCC	xx.xx	xx.xx	xx.xx	xx.xx	xx.xx	xx.xx	xx.xx	xx.xx
NATO	xx.xx	xx.xx	xx.xx	xx.xx	xx.xx	xx.xx	xx.xx	xx.xx

Table 125. Global Medical Imaging Equipment Maintenance Services Market Size, by Framework and Master-Agreement Orders, by Country, 2017-2040 (USD Million)

Country	2017	2024	2025	2026	2027	2032	2040	CAGR (%)
Australia	xx.xx	xx.xx	xx.xx	xx.xx	xx.xx	xx.xx	xx.xx	xx.xx
Brazil	xx.xx	xx.xx	xx.xx	xx.xx	xx.xx	xx.xx	xx.xx	xx.xx
Canada	xx.xx	xx.xx	xx.xx	xx.xx	xx.xx	xx.xx	xx.xx	xx.xx
China	xx.xx	xx.xx	xx.xx	xx.xx	xx.xx	xx.xx	xx.xx	xx.xx
France	xx.xx	xx.xx	xx.xx	xx.xx	xx.xx	xx.xx	xx.xx	xx.xx
Germany	xx.xx	xx.xx	xx.xx	xx.xx	xx.xx	xx.xx	xx.xx	xx.xx
India	xx.xx	xx.xx	xx.xx	xx.xx	xx.xx	xx.xx	xx.xx	xx.xx
Italy	xx.xx	xx.xx	xx.xx	xx.xx	xx.xx	xx.xx	xx.xx	xx.xx
Japan	xx.xx	xx.xx	xx.xx	xx.xx	xx.xx	xx.xx	xx.xx	xx.xx
Mexico	xx.xx	xx.xx	xx.xx	xx.xx	xx.xx	xx.xx	xx.xx	xx.xx
Russia	xx.xx	xx.xx	xx.xx	xx.xx	xx.xx	xx.xx	xx.xx	xx.xx
South Korea	xx.xx	xx.xx	xx.xx	xx.xx	xx.xx	xx.xx	xx.xx	xx.xx
Spain	xx.xx	xx.xx	xx.xx	xx.xx	xx.xx	xx.xx	xx.xx	xx.xx
United Kingdom	xx.xx	xx.xx	xx.xx	xx.xx	xx.xx	xx.xx	xx.xx	xx.xx
United States	xx.xx	xx.xx	xx.xx	xx.xx	xx.xx	xx.xx	xx.xx	xx.xx
Others	xx.xx	xx.xx	xx.xx	xx.xx	xx.xx	xx.xx	xx.xx	xx.xx
Total	**xx.xx**	**xx.xx**	**xx.xx**	**xx.xx**	**xx.xx**	**xx.xx**	**xx.xx**	**xx.xx**

Sources & Evidence

1. High-Tech Medical Equipment: VA Has Opportunities to Improve Its Acquisition of Maintenance Services
   - Taxonomy evidence: Agency-wide base contracts support subsequent orders for equipment-maintenance requirements. ([gao.gov](https://www.gao.gov/assets/gao-xx.xx-xx.xx.pdf))
   - Evidence informing base-year allocation inputs; displayed values and growth are calculated: Forty-two HTME and four Federal Supply Schedule orders supply the identifiable agreement-order count for a modeled relative-value bridge.
   - Evidence informing forecast-year allocation inputs; displayed values and growth are calculated: Forty-two HTME and four Federal Supply Schedule orders supply the identifiable agreement-order count for a modeled relative-value bridge.
2. NHS Supply Chain Framework Agreement for the Provision of Maintenance, Repair and Calibration Services for Medical Equipment (2021)
   - Taxonomy evidence: Maintenance purchases are made through orders and call-off terms under the framework. ([sccl.nhs.uk](https://www.sccl.nhs.uk/wp-content/uploads/2023/xx.xx/Maintenance-Framework-Agreement.pdf))
3. GE HealthCare Technologies Inc. - 2025 Form 10-K
   - Evidence informing the 2023 market-value input; displayed series and growth include calculations: Reported services revenue of USD xx.xx supplies a historical commercial-activity proxy; it is broader than imaging maintenance.
   - Evidence informing the 2024 market-value input; displayed series and growth include calculations: Reported services revenue of USD xx.xx supplies the comparable historical proxy.
   - Evidence informing base-year allocation inputs; displayed values and growth are calculated: Destination-sales cross-check; broader than maintenance.
   - Evidence informing forecast-year allocation inputs; displayed values and growth are calculated: Destination-sales cross-check; broader than maintenance.
   - Evidence informing base-year allocation inputs; displayed values and growth are calculated: EMEA commercial-scale cross-check.
   - Evidence informing forecast-year allocation inputs; displayed values and growth are calculated: EMEA commercial-scale cross-check.
   - Evidence informing base-year allocation inputs; displayed values and growth are calculated: China commercial activity and 2025 growth counterevidence.
   - Evidence informing forecast-year allocation inputs; displayed values and growth are calculated: China commercial activity and 2025 growth counterevidence.
   - Evidence informing base-year allocation inputs; displayed values and growth are calculated: U.S. destination sales were USD xx.xx, not maintenance-only revenue.
   - Evidence informing forecast-year allocation inputs; displayed values and growth are calculated: U.S. destination sales were USD xx.xx, not maintenance-only revenue.
   - Evidence informing base-year allocation inputs; displayed values and growth are calculated: China destination sales were USD xx.xx; regional sales declined in 2025.
   - Evidence informing forecast-year allocation inputs; displayed values and growth are calculated: China destination sales were USD xx.xx; regional sales declined in 2025.
4. GE HealthCare Technologies Inc. - 2022 Form 10-K
   - Evidence informing the 2020 market-value input; displayed series and growth include calculations: Services revenue of USD xx.xx anchors the high-cost equipment cohort's historical activity index.
   - Evidence informing the 2021 market-value input; displayed series and growth include calculations: Services revenue of USD xx.xx supplies the comparable activity index.
   - Evidence informing the 2022 market-value input; displayed series and growth include calculations: Services revenue of USD xx.xx supplies the activity index. The filing attributes the services decline primarily to unfavorable currency effects.

5. Health at a Glance 2025 - Diagnostic Technologies
   - Evidence informing the 2032 market-value input; displayed series and growth include calculations: Long-run increases in imaging activity support continued equipment demand; examination volumes are not substituted for maintenance revenue.
   - Evidence informing the 2040 market-value input; displayed series and growth include calculations: The observed country variation and incomplete coverage constrain long-run stock-growth assumptions and prohibit uniform worldwide density extrapolation.
6. OnWatch Predict
   - Evidence informing the 2032 market-value input; displayed series and growth include calculations: Conditional reported benefits support considering a service-efficiency counterforce, not applying downtime reductions directly to service revenue.
   - Evidence informing the 2040 market-value input; displayed series and growth include calculations: The offering supports retaining human and component fulfillment costs in the long-run forecast; it does not establish autonomous servicing or engineer replacement.
7. Unite In-House Service Solutions
   - Evidence informing the 2032 market-value input; displayed series and growth include calculations: The retained-labor boundary supports the modeled purchased-scope counterforce, without measuring future adoption.
   - Evidence informing the 2040 market-value input; displayed series and growth include calculations: The offering supports maintaining a distinction between installed equipment obligations and externally purchased service expenditure.
8. Philips Standard Terms and Conditions of Service, Revision 23, April 2024
   - Evidence informing the 2032 market-value input; displayed series and growth include calculations: Published lifecycle terms condition post-End-of-Life repair on parts and trained-personnel availability and remove the earlier uptime guarantee. These constrain assumed indefinite support extension.
   - Evidence informing the 2040 market-value input; displayed series and growth include calculations: The lifecycle conditions support including retirement and support limitations in long-run growth assumptions, but do not establish a dated global withdrawal event.
9. Health at a Glance 2025 - Diagnostic Technologies
   - Evidence informing base-year allocation inputs; displayed values and growth are calculated: Imaging-stock comparator.
   - Evidence informing forecast-year allocation inputs; displayed values and growth are calculated: Imaging-stock comparator.
   - Evidence informing base-year allocation inputs; displayed values and growth are calculated: Coverage limitation.
   - Evidence informing forecast-year allocation inputs; displayed values and growth are calculated: Coverage limitation.
10. Health at a Glance: Latin America and the Caribbean 2023 - Medical Technologies
    - Evidence informing base-year allocation inputs; displayed values and growth are calculated: Brazil's CT and MRI densities anchor the equipment-linked expenditure proxy.
    - Evidence informing forecast-year allocation inputs; displayed values and growth are calculated: Brazil's CT and MRI densities anchor the equipment-linked expenditure proxy.
    - Evidence informing base-year allocation inputs; displayed values and growth are calculated: Heterogeneous regional equipment availability and partial coverage constrain the allocation model.
    - Evidence informing forecast-year allocation inputs; displayed values and growth are calculated: Heterogeneous regional equipment availability and partial coverage constrain the allocation model.

11. Health at a Glance: Asia/Pacific 2024 - Medical Technologies
    - Evidence informing base-year allocation inputs; displayed values and growth are calculated: Density and reimbursement-coverage anchors.
    - Evidence informing forecast-year allocation inputs; displayed values and growth are calculated: Density and reimbursement-coverage anchors.
    - Evidence informing base-year allocation inputs; displayed values and growth are calculated: High installed-density anchor.
    - Evidence informing forecast-year allocation inputs; displayed values and growth are calculated: High installed-density anchor.
    - Evidence informing base-year allocation inputs; displayed values and growth are calculated: Installed-density anchor.
    - Evidence informing forecast-year allocation inputs; displayed values and growth are calculated: Installed-density anchor.
    - Evidence informing base-year allocation inputs; displayed values and growth are calculated: Regional heterogeneity constrains uniform-density and uniform-access assumptions.
    - Evidence informing forecast-year allocation inputs; displayed values and growth are calculated: Regional heterogeneity constrains uniform-density and uniform-access assumptions.
12. Assessment of Breast Cancer Control Capacities in the WHO African Region in 2022
    - Evidence informing base-year allocation inputs; displayed values and growth are calculated: Survey coverage and equipment scarcity constrain extrapolation across Africa.
    - Evidence informing forecast-year allocation inputs; displayed values and growth are calculated: Survey coverage and equipment scarcity constrain extrapolation across Africa.
13. Hospital Equipment Maintenance Requirements - CMS Memorandum 14-07-Hospital
    - Evidence informing base-year allocation inputs; displayed values and growth are calculated: Imaging maintenance must follow manufacturer recommendations; this is not an exclusive OEM purchasing award.
    - Evidence informing forecast-year allocation inputs; displayed values and growth are calculated: Imaging maintenance must follow manufacturer recommendations; this is not an exclusive OEM purchasing award.
14. Managed Neutral Vendor Services - East of England Collaborative Procurement Hub
    - Evidence informing forecast-year allocation inputs; displayed values and growth are calculated: The framework starts January xx.xx 2026 and requires mini-competition; admission is not realized maintenance revenue.
    - Evidence informing forecast-year allocation inputs; displayed values and growth are calculated: The managed framework runs January xx.xx 2026-January xx.xx 2030 and requires mini-competition. It supports route availability, not realized maintenance revenue or guaranteed continuation to 2032.
15. Diagnostic Imaging Accreditation Scheme - Australian Commission on Safety and Quality in Health Care
    - Evidence informing base-year allocation inputs; displayed values and growth are calculated: Equipment-appropriate training, local licensing and records constrain service access, without measuring an outsourcing share.
    - Evidence informing forecast-year allocation inputs; displayed values and growth are calculated: Equipment-appropriate training, local licensing and records constrain service access, without measuring an outsourcing share.

13. Medical Imaging Equipment Maintenance Services Market, by Service Provider Relationship

Manufacturer-Provided Service and Third-Party Service describe the relationship to the serviced equipment, not permanent classifications of the supplier. ▪▪▪ ▪▪▪▪▪▪▪▪▪▪ ▪▪▪▪▪▪▪▪▪▪ ▪▪▪▪ ▪▪ ▪▪▪▪▪▪▪▪▪ ▪▪▪▪▪▪▪▪▪▪▪▪ ▪▪▪ ▪▪▪▪ ▪▪▪ ▪▪ ▪ ▪▪▪▪▪▪▪▪▪▪▪ ▪▪▪▪▪▪▪▪▪ ▪▪▪ ▪▪▪▪▪▪▪ ▪▪▪▪▪▪▪▪▪▪▪▪▪▪ ▪▪▪▪▪▪▪ ▪▪▪▪▪▪▪▪ ▪▪▪▪▪▪▪▪▪▪ ▪▪▪▪▪▪▪ ▪▪▪ ▪▪▪▪▪▪▪ ▪▪▪ ▪▪▪▪▪▪▪▪▪▪▪ ▪▪▪▪▪▪▪▪▪ ▪▪▪▪▪▪▪▪ ▪ ▪▪▪▪▪▪▪▪▪▪ ▪▪▪▪▪▪▪▪▪ Buyers should identify the asset manufacturer, contracting entity, and delivery parties before comparing offers; a manufacturer's corporate identity does not establish an OEM relationship to every covered asset.

▪▪▪ ▪▪▪▪▪▪▪▪ ▪▪▪▪▪▪▪▪▪▪▪ ▪▪ ▪▪▪▪▪▪▪ ▪▪▪ ▪▪▪▪▪▪▪▪ ▪▪▪▪▪▪▪▪ ▪▪▪▪▪▪▪▪ ▪▪▪ ▪▪▪▪▪▪ ▪▪▪▪▪▪▪ ▪▪▪ ▪▪▪ ▪▪▪▪▪▪▪▪▪▪ ▪▪▪▪▪▪▪▪▪▪▪ ▪ ▪▪▪▪ ▪▪▪ ▪▪▪▪▪▪ ▪▪▪▪▪▪▪ ▪▪▪▪▪▪▪▪ ▪▪ ▪▪▪▪▪▪▪▪▪▪▪▪ ▪▪▪▪▪▪▪▪▪▪ ▪▪ ▪▪▪▪▪▪ ▪▪▪▪▪▪ ▪▪▪▪▪ ▪ ▪▪▪▪▪▪▪▪▪▪▪ ▪▪▪▪▪▪▪▪ ▪▪▪▪▪▪▪▪ ▪▪ ▪▪▪▪▪▪▪▪▪▪▪▪▪ ▪▪▪▪▪▪▪▪▪▪▪▪▪ ▪▪▪▪ ▪▪ ▪ ▪▪▪▪▪▪▪ ▪▪▪▪▪▪▪▪▪▪▪▪▪ ▪▪ ▪▪▪▪▪▪▪▪ ▪▪▪▪▪▪▪▪▪▪ ▪▪▪▪▪▪▪ ▪▪▪ ▪▪▪▪▪ ▪▪▪▪ ▪▪▪▪▪▪▪▪▪▪▪ ▪▪▪▪▪▪▪▪▪ ▪▪ ▪▪▪▪▪▪▪▪▪ ▪▪▪▪▪▪▪▪▪▪▪▪ ▪▪▪▪▪▪ ▪▪▪▪▪▪ ▪▪▪▪▪ ▪▪▪▪▪▪ ▪▪▪▪▪▪▪▪▪▪▪▪ ▪▪▪▪▪▪▪▪ ▪▪▪▪ ▪ ▪▪▪▪▪▪▪▪▪ ▪▪▪▪▪▪▪▪ ▪▪▪▪▪▪ ▪▪▪▪▪▪▪▪▪ ▪▪▪ ▪▪▪▪▪▪▪▪▪ ▪▪▪▪▪▪ ▪▪ ▪▪▪▪▪▪▪▪▪▪ ▪▪▪▪▪▪▪▪▪▪▪▪ A Third-Party Service bidder should identify its actual access rights, manufacturer-dependent work, and responsibility for subcontractor delays before promising equivalent coverage. A change in provider or software eligibility should trigger that review; branding alone should not.

Figure 20. Global Medical Imaging Equipment Maintenance Services Market Size, by Service Provider Relationship, 2025 (%)

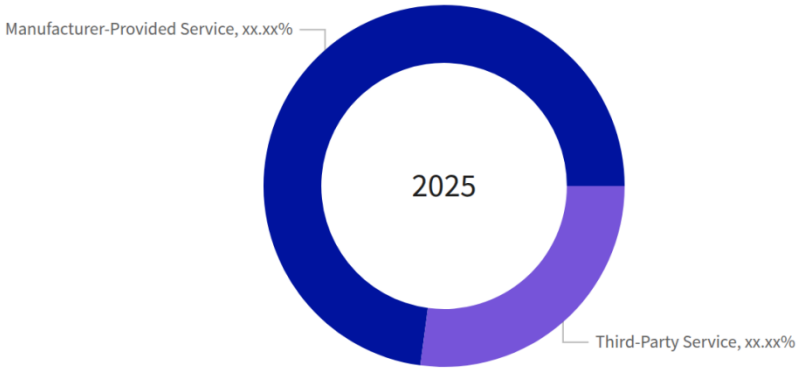

Figure 21. Global Medical Imaging Equipment Maintenance Services Market, by Service Provider Relationship, 2032 (USD Million)

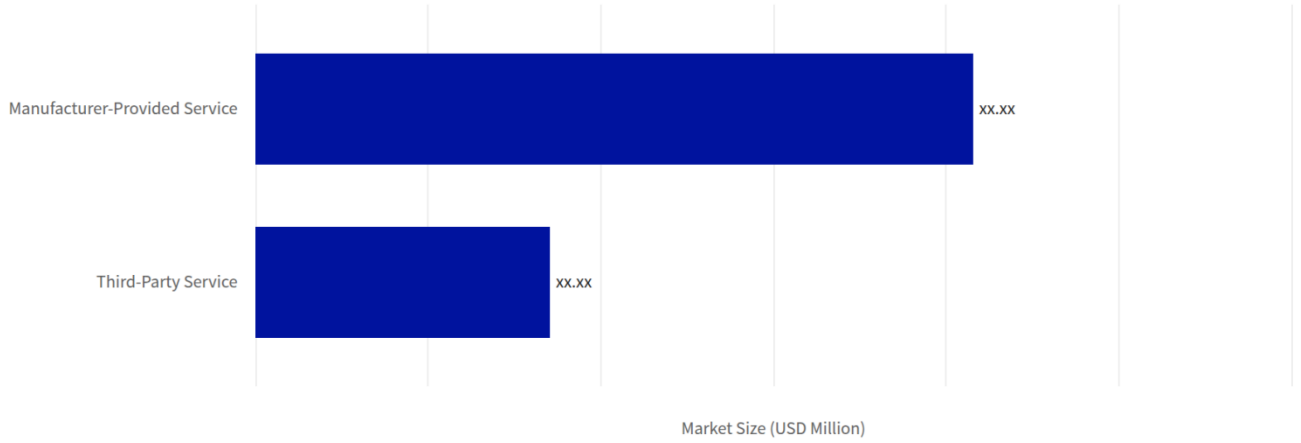

Table 126. Global Medical Imaging Equipment Maintenance Services Market, by Service Provider Relationship growth contribution, 2025-2032

Category	2025 value (USD Million)	2032 value (USD Million)	Added value (USD Million)	2025 share (%)	2032 share (%)	Change (pp)	Growth share (%)	CAGR (%)
Manufacturer-Provided Service	xx.xx	xx.xx	xx.xx	xx.xx	xx.xx	xx.xx	xx.xx	xx.xx
Third-Party Service	xx.xx	xx.xx	xx.xx	xx.xx	xx.xx	xx.xx	xx.xx	xx.xx
Scope total	**xx.xx**	**xx.xx**	**xx.xx**	**xx.xx**	**xx.xx**	**xx.xx**	**xx.xx**	**xx.xx**

Table 127. Global Medical Imaging Equipment Maintenance Services Market Size, by Service Provider Relationship, 2017-2040 (USD Million)

Service Provider Relationship	2017	2024	2025	2026	2027	2032	2040	CAGR (%)
Manufacturer-Provided Service	xx.xx	xx.xx	xx.xx	xx.xx	xx.xx	xx.xx	xx.xx	xx.xx
Third-Party Service	xx.xx	xx.xx	xx.xx	xx.xx	xx.xx	xx.xx	xx.xx	xx.xx
Total	**xx.xx**	**xx.xx**	**xx.xx**	**xx.xx**	**xx.xx**	**xx.xx**	**xx.xx**	**xx.xx**

Sources & Evidence

1. Multi-vendor services

· Philips advertises service for Philips and non-Philips equipment, demonstrating cross-manufacturer participation rather than asset-specific OEM status. ([usa.philips.com](https://www.usa.philips.com/healthcare/service/healthcare-multi-vendor-services))

· Evidence informing base-year allocation inputs; displayed values and growth are calculated: The advertised Philips and non-Philips service scope demonstrates why corporate identity alone cannot establish OEM attribution. ([usa.philips.com](https://www.usa.philips.com/healthcare/service/healthcare-multi-vendor-services))

· Evidence informing forecast-year allocation inputs; displayed values and growth are calculated: The advertised Philips and non-Philips service scope demonstrates why corporate identity alone cannot establish OEM attribution. ([usa.philips.com](https://www.usa.philips.com/healthcare/service/healthcare-multi-vendor-services))

· Evidence informing base-year allocation inputs; displayed values and growth are calculated: Non-Philips equipment servicing establishes a commercial cross-manufacturer role, not its revenue proportion. ([usa.philips.com](https://www.usa.philips.com/healthcare/service/healthcare-multi-vendor-services))

· Evidence informing forecast-year allocation inputs; displayed values and growth are calculated: Non-Philips equipment servicing establishes a commercial cross-manufacturer role, not its revenue proportion. ([usa.philips.com](https://www.usa.philips.com/healthcare/service/healthcare-multi-vendor-services))

2. High-Tech Medical Equipment: VA Has Opportunities to Improve Its Acquisition of Maintenance Services

· GAO reports selected VA facilities' update-access and delay concerns involving third-party dependence on manufacturer subcontracting; its sample is not generalizable. ([gao.gov](https://www.gao.gov/assets/gao-xx.xx-xx.xx.pdf))

· Evidence informing base-year allocation inputs; displayed values and growth are calculated: Procurement-selected imaging service obligations and access constraints provide an OEM-retention counterweight, not a global maintenance share. ([gao.gov](https://www.gao.gov/assets/gao-xx.xx-xx.xx.pdf))

· Evidence informing forecast-year allocation inputs; displayed values and growth are calculated: Procurement-selected imaging service obligations and access constraints provide an OEM-retention counterweight, not a global maintenance share. ([gao.gov](https://www.gao.gov/assets/gao-xx.xx-xx.xx.pdf))

· Evidence informing base-year allocation inputs; displayed values and growth are calculated: Bounded third-party access-delay examples qualify frictionless substitution assumptions without establishing universal unsuitability. ([gao.gov](https://www.gao.gov/assets/gao-xx.xx-xx.xx.pdf))

· Evidence informing forecast-year allocation inputs; displayed values and growth are calculated: Bounded third-party access-delay examples qualify frictionless substitution assumptions without establishing universal unsuitability. ([gao.gov](https://www.gao.gov/assets/gao-xx.xx-xx.xx.pdf))

3. Transcript: Final Guidance: Remanufacturing of Medical Devices, September 10, 2024
   - FDA explains that an OEM can also be a third-party servicer for another entity's device; roles depend on the device and activities. ([fda.gov](https://www.fda.gov/media/xx.xx/download?attachment=))
   - Taxonomy evidence: FDA explains that manufacturer and servicer roles depend on activities performed on particular devices, rather than an entity's self-description alone. This supports asset-specific relationship classification, not a provider-quality ranking. ([fda.gov](https://www.fda.gov/media/xx.xx/download?attachment=))
   - Evidence informing base-year allocation inputs; displayed values and growth are calculated: Manufacturer and third-party servicing roles depend on the particular device, supporting asset-specific attribution. ([fda.gov](https://www.fda.gov/media/xx.xx/download?attachment=))
   - Evidence informing forecast-year allocation inputs; displayed values and growth are calculated: Manufacturer and third-party servicing roles depend on the particular device, supporting asset-specific attribution. ([fda.gov](https://www.fda.gov/media/xx.xx/download?attachment=))
   - Evidence informing base-year allocation inputs; displayed values and growth are calculated: An OEM can service another entity's device as a third-party servicer. ([fda.gov](https://www.fda.gov/media/xx.xx/download?attachment=))
   - Evidence informing forecast-year allocation inputs; displayed values and growth are calculated: An OEM can service another entity's device as a third-party servicer. ([fda.gov](https://www.fda.gov/media/xx.xx/download?attachment=))
4. GE HealthCare Technologies Inc. - 2025 Form 10-K
   - Evidence informing the 2023 market-value input; displayed series and growth include calculations: Reported services revenue of USD xx.xx supplies a historical commercial-activity proxy; it is broader than imaging maintenance.
   - Evidence informing the 2024 market-value input; displayed series and growth include calculations: Reported services revenue of USD xx.xx supplies the comparable historical proxy.
5. GE HealthCare Technologies Inc. - 2022 Form 10-K
   - Evidence informing the 2020 market-value input; displayed series and growth include calculations: Services revenue of USD xx.xx anchors the high-cost equipment cohort's historical activity index.
   - Evidence informing the 2021 market-value input; displayed series and growth include calculations: Services revenue of USD xx.xx supplies the comparable activity index.
   - Evidence informing the 2022 market-value input; displayed series and growth include calculations: Services revenue of USD xx.xx supplies the activity index. The filing attributes the services decline primarily to unfavorable currency effects.
6. Health at a Glance 2025 - Diagnostic Technologies
   - Evidence informing the 2032 market-value input; displayed series and growth include calculations: Long-run increases in imaging activity support continued equipment demand; examination volumes are not substituted for maintenance revenue.
   - Evidence informing the 2040 market-value input; displayed series and growth include calculations: The observed country variation and incomplete coverage constrain long-run stock-growth assumptions and prohibit uniform worldwide density extrapolation.
7. OnWatch Predict
   - Evidence informing the 2032 market-value input; displayed series and growth include calculations: Conditional reported benefits support considering a service-efficiency counterforce, not applying downtime reductions directly to service revenue.
   - Evidence informing the 2040 market-value input; displayed series and growth include calculations: The offering supports retaining human and component fulfillment costs in the long-run forecast; it does not establish autonomous servicing or engineer replacement.

8. Unite In-House Service Solutions
   - Evidence informing the 2032 market-value input; displayed series and growth include calculations: The retained-labor boundary supports the modeled purchased-scope counterforce, without measuring future adoption.
   - Evidence informing the 2040 market-value input; displayed series and growth include calculations: The offering supports maintaining a distinction between installed equipment obligations and externally purchased service expenditure.
9. Philips Standard Terms and Conditions of Service, Revision 23, April 2024
   - Evidence informing the 2032 market-value input; displayed series and growth include calculations: Published lifecycle terms condition post-End-of-Life repair on parts and trained-personnel availability and remove the earlier uptime guarantee. These constrain assumed indefinite support extension.
   - Evidence informing the 2040 market-value input; displayed series and growth include calculations: The lifecycle conditions support including retirement and support limitations in long-run growth assumptions, but do not establish a dated global withdrawal event.
10. RadNet, Inc. - 2025 Form 10-K
    - Evidence informing base-year allocation inputs; displayed values and growth are calculated: Manufacturer service arrangements corroborate buyer-side participation, without a spending split. ([sec.gov](https://www.sec.gov/Archives/edgar/data/xx.xx/xx.xx/rdnt-xx.xx.htm))
    - Evidence informing forecast-year allocation inputs; displayed values and growth are calculated: Manufacturer service arrangements corroborate buyer-side participation, without a spending split. ([sec.gov](https://www.sec.gov/Archives/edgar/data/xx.xx/xx.xx/rdnt-xx.xx.htm))
11. San Bernardino County - File 11902: Asset Management Agreement with Renovo Solutions LLC for Maintenance Services
    - Evidence informing base-year allocation inputs; displayed values and growth are calculated: The approved 2025 three-year, xx.xx-asset agreement supplies a monetary third-party purchasing counterexample; approved value is not realized annual revenue. ([sanbernardino.legistar.com](https://sanbernardino.legistar.com/LegislationDetail.aspx?GUID=06EA5122-33FD-472E-B939-A8FA6E015FEB&ID=xx.xx&Options=&Search=))
    - Evidence informing forecast-year allocation inputs; displayed values and growth are calculated: The approved 2025 three-year, xx.xx-asset agreement supplies a monetary third-party purchasing counterexample; approved value is not realized annual revenue. ([sanbernardino.legistar.com](https://sanbernardino.legistar.com/LegislationDetail.aspx?GUID=06EA5122-33FD-472E-B939-A8FA6E015FEB&ID=xx.xx&Options=&Search=))

13.1. Manufacturer-Provided Service

Table 128. Global Medical Imaging Equipment Maintenance Services Market Size, by Manufacturer-Provided Service, by Region, 2017-2040 (USD Million)

Region	2017	2024	2025	2026	2027	2032	2040	CAGR (%)
Africa	xx.xx	xx.xx	xx.xx	xx.xx	xx.xx	xx.xx	xx.xx	xx.xx
Asia-Pacific	xx.xx	xx.xx	xx.xx	xx.xx	xx.xx	xx.xx	xx.xx	xx.xx
Europe	xx.xx	xx.xx	xx.xx	xx.xx	xx.xx	xx.xx	xx.xx	xx.xx
Latin America	xx.xx	xx.xx	xx.xx	xx.xx	xx.xx	xx.xx	xx.xx	xx.xx
Middle East	xx.xx	xx.xx	xx.xx	xx.xx	xx.xx	xx.xx	xx.xx	xx.xx
North America	xx.xx	xx.xx	xx.xx	xx.xx	xx.xx	xx.xx	xx.xx	xx.xx
Total	**xx.xx**	**xx.xx**	**xx.xx**	**xx.xx**	**xx.xx**	**xx.xx**	**xx.xx**	**xx.xx**

Table 129. Global Medical Imaging Equipment Maintenance Services Market Size, by Manufacturer-Provided Service, by Group, 2017-2040 (USD Million)

Group	2017	2024	2025	2026	2027	2032	2040	CAGR (%)
ASEAN	xx.xx	xx.xx	xx.xx	xx.xx	xx.xx	xx.xx	xx.xx	xx.xx
BRICS	xx.xx	xx.xx	xx.xx	xx.xx	xx.xx	xx.xx	xx.xx	xx.xx
European Union	xx.xx	xx.xx	xx.xx	xx.xx	xx.xx	xx.xx	xx.xx	xx.xx
G7	xx.xx	xx.xx	xx.xx	xx.xx	xx.xx	xx.xx	xx.xx	xx.xx
GCC	xx.xx	xx.xx	xx.xx	xx.xx	xx.xx	xx.xx	xx.xx	xx.xx
NATO	xx.xx	xx.xx	xx.xx	xx.xx	xx.xx	xx.xx	xx.xx	xx.xx

Table 130. Global Medical Imaging Equipment Maintenance Services Market Size, by Manufacturer-Provided Service, by Country, 2017-2040 (USD Million)

Country	2017	2024	2025	2026	2027	2032	2040	CAGR (%)
Australia	xx.xx	xx.xx	xx.xx	xx.xx	xx.xx	xx.xx	xx.xx	xx.xx
Brazil	xx.xx	xx.xx	xx.xx	xx.xx	xx.xx	xx.xx	xx.xx	xx.xx
Canada	xx.xx	xx.xx	xx.xx	xx.xx	xx.xx	xx.xx	xx.xx	xx.xx
China	xx.xx	xx.xx	xx.xx	xx.xx	xx.xx	xx.xx	xx.xx	xx.xx
France	xx.xx	xx.xx	xx.xx	xx.xx	xx.xx	xx.xx	xx.xx	xx.xx
Germany	xx.xx	xx.xx	xx.xx	xx.xx	xx.xx	xx.xx	xx.xx	xx.xx
India	xx.xx	xx.xx	xx.xx	xx.xx	xx.xx	xx.xx	xx.xx	xx.xx
Italy	xx.xx	xx.xx	xx.xx	xx.xx	xx.xx	xx.xx	xx.xx	xx.xx
Japan	xx.xx	xx.xx	xx.xx	xx.xx	xx.xx	xx.xx	xx.xx	xx.xx
Mexico	xx.xx	xx.xx	xx.xx	xx.xx	xx.xx	xx.xx	xx.xx	xx.xx
Russia	xx.xx	xx.xx	xx.xx	xx.xx	xx.xx	xx.xx	xx.xx	xx.xx
South Korea	xx.xx	xx.xx	xx.xx	xx.xx	xx.xx	xx.xx	xx.xx	xx.xx
Spain	xx.xx	xx.xx	xx.xx	xx.xx	xx.xx	xx.xx	xx.xx	xx.xx
United Kingdom	xx.xx	xx.xx	xx.xx	xx.xx	xx.xx	xx.xx	xx.xx	xx.xx
United States	xx.xx	xx.xx	xx.xx	xx.xx	xx.xx	xx.xx	xx.xx	xx.xx
Others	xx.xx	xx.xx	xx.xx	xx.xx	xx.xx	xx.xx	xx.xx	xx.xx
Total	**xx.xx**	**xx.xx**	**xx.xx**	**xx.xx**	**xx.xx**	**xx.xx**	**xx.xx**	**xx.xx**

Sources & Evidence

1. Transcript: Final Guidance: Remanufacturing of Medical Devices, September 10, 2024
   - Taxonomy evidence: FDA distinguishes an OEM manufacturing its own device from that entity's role when servicing another entity's device. ([fda.gov](https://www.fda.gov/media/xx.xx/download?attachment=))
   - Evidence informing base-year allocation inputs; displayed values and growth are calculated: Manufacturer and third-party servicing roles depend on the particular device, supporting asset-specific attribution. ([fda.gov](https://www.fda.gov/media/xx.xx/download?attachment=))
   - Evidence informing forecast-year allocation inputs; displayed values and growth are calculated: Manufacturer and third-party servicing roles depend on the particular device, supporting asset-specific attribution. ([fda.gov](https://www.fda.gov/media/xx.xx/download?attachment=))
2. GE HealthCare Technologies Inc. - 2025 Form 10-K
   - Evidence informing the 2023 market-value input; displayed series and growth include calculations: Reported services revenue of USD xx.xx supplies a historical commercial-activity proxy; it is broader than imaging maintenance.
   - Evidence informing the 2024 market-value input; displayed series and growth include calculations: Reported services revenue of USD xx.xx supplies the comparable historical proxy.
   - Evidence informing base-year allocation inputs; displayed values and growth are calculated: Destination-sales cross-check; broader than maintenance.
   - Evidence informing forecast-year allocation inputs; displayed values and growth are calculated: Destination-sales cross-check; broader than maintenance.
   - Evidence informing base-year allocation inputs; displayed values and growth are calculated: EMEA commercial-scale cross-check.
   - Evidence informing forecast-year allocation inputs; displayed values and growth are calculated: EMEA commercial-scale cross-check.
   - Evidence informing base-year allocation inputs; displayed values and growth are calculated: China commercial activity and 2025 growth counterevidence.
   - Evidence informing forecast-year allocation inputs; displayed values and growth are calculated: China commercial activity and 2025 growth counterevidence.
   - Evidence informing base-year allocation inputs; displayed values and growth are calculated: U.S. destination sales were USD xx.xx, not maintenance-only revenue.
   - Evidence informing forecast-year allocation inputs; displayed values and growth are calculated: U.S. destination sales were USD xx.xx, not maintenance-only revenue.
   - Evidence informing base-year allocation inputs; displayed values and growth are calculated: China destination sales were USD xx.xx; regional sales declined in 2025.
   - Evidence informing forecast-year allocation inputs; displayed values and growth are calculated: China destination sales were USD xx.xx; regional sales declined in 2025.
3. GE HealthCare Technologies Inc. - 2022 Form 10-K
   - Evidence informing the 2020 market-value input; displayed series and growth include calculations: Services revenue of USD xx.xx anchors the high-cost equipment cohort's historical activity index.
   - Evidence informing the 2021 market-value input; displayed series and growth include calculations: Services revenue of USD xx.xx supplies the comparable activity index.
   - Evidence informing the 2022 market-value input; displayed series and growth include calculations: Services revenue of USD xx.xx supplies the activity index. The filing attributes the services decline primarily to unfavorable currency effects.
4. Health at a Glance 2025 - Diagnostic Technologies
   - Evidence informing the 2032 market-value input; displayed series and growth include calculations: Long-run increases in imaging activity support continued equipment demand; examination volumes are not substituted for maintenance revenue.
   - Evidence informing the 2040 market-value input; displayed series and growth include calculations: The observed country variation and incomplete coverage constrain long-run stock-growth assumptions and prohibit uniform worldwide density extrapolation.

5. OnWatch Predict
   - Evidence informing the 2032 market-value input; displayed series and growth include calculations: Conditional reported benefits support considering a service-efficiency counterforce, not applying downtime reductions directly to service revenue.
   - Evidence informing the 2040 market-value input; displayed series and growth include calculations: The offering supports retaining human and component fulfillment costs in the long-run forecast; it does not establish autonomous servicing or engineer replacement.
6. Unite In-House Service Solutions
   - Evidence informing the 2032 market-value input; displayed series and growth include calculations: The retained-labor boundary supports the modeled purchased-scope counterforce, without measuring future adoption.
   - Evidence informing the 2040 market-value input; displayed series and growth include calculations: The offering supports maintaining a distinction between installed equipment obligations and externally purchased service expenditure.
7. Philips Standard Terms and Conditions of Service, Revision 23, April 2024
   - Evidence informing the 2032 market-value input; displayed series and growth include calculations: Published lifecycle terms condition post-End-of-Life repair on parts and trained-personnel availability and remove the earlier uptime guarantee. These constrain assumed indefinite support extension.
   - Evidence informing the 2040 market-value input; displayed series and growth include calculations: The lifecycle conditions support including retirement and support limitations in long-run growth assumptions, but do not establish a dated global withdrawal event.
8. Health at a Glance 2025 - Diagnostic Technologies
   - Evidence informing base-year allocation inputs; displayed values and growth are calculated: Imaging-stock comparator.
   - Evidence informing forecast-year allocation inputs; displayed values and growth are calculated: Imaging-stock comparator.
   - Evidence informing base-year allocation inputs; displayed values and growth are calculated: Coverage limitation.
   - Evidence informing forecast-year allocation inputs; displayed values and growth are calculated: Coverage limitation.
9. Health at a Glance: Latin America and the Caribbean 2023 - Medical Technologies
   - Evidence informing base-year allocation inputs; displayed values and growth are calculated: Brazil's CT and MRI densities anchor the equipment-linked expenditure proxy.
   - Evidence informing forecast-year allocation inputs; displayed values and growth are calculated: Brazil's CT and MRI densities anchor the equipment-linked expenditure proxy.
   - Evidence informing base-year allocation inputs; displayed values and growth are calculated: Heterogeneous regional equipment availability and partial coverage constrain the allocation model.
   - Evidence informing forecast-year allocation inputs; displayed values and growth are calculated: Heterogeneous regional equipment availability and partial coverage constrain the allocation model.

10. Health at a Glance: Asia/Pacific 2024 - Medical Technologies
    - Evidence informing base-year allocation inputs; displayed values and growth are calculated: Density and reimbursement-coverage anchors.
    - Evidence informing forecast-year allocation inputs; displayed values and growth are calculated: Density and reimbursement-coverage anchors.
    - Evidence informing base-year allocation inputs; displayed values and growth are calculated: High installed-density anchor.
    - Evidence informing forecast-year allocation inputs; displayed values and growth are calculated: High installed-density anchor.
    - Evidence informing base-year allocation inputs; displayed values and growth are calculated: Installed-density anchor.
    - Evidence informing forecast-year allocation inputs; displayed values and growth are calculated: Installed-density anchor.
    - Evidence informing base-year allocation inputs; displayed values and growth are calculated: Regional heterogeneity constrains uniform-density and uniform-access assumptions.
    - Evidence informing forecast-year allocation inputs; displayed values and growth are calculated: Regional heterogeneity constrains uniform-density and uniform-access assumptions.
11. Assessment of Breast Cancer Control Capacities in the WHO African Region in 2022
    - Evidence informing base-year allocation inputs; displayed values and growth are calculated: Survey coverage and equipment scarcity constrain extrapolation across Africa.
    - Evidence informing forecast-year allocation inputs; displayed values and growth are calculated: Survey coverage and equipment scarcity constrain extrapolation across Africa.
12. Hospital Equipment Maintenance Requirements - CMS Memorandum 14-07-Hospital
    - Evidence informing base-year allocation inputs; displayed values and growth are calculated: Imaging maintenance must follow manufacturer recommendations; this is not an exclusive OEM purchasing award.
    - Evidence informing forecast-year allocation inputs; displayed values and growth are calculated: Imaging maintenance must follow manufacturer recommendations; this is not an exclusive OEM purchasing award.
13. Managed Neutral Vendor Services - East of England Collaborative Procurement Hub
    - Evidence informing forecast-year allocation inputs; displayed values and growth are calculated: The framework starts January xx.xx 2026 and requires mini-competition; admission is not realized maintenance revenue.
14. Diagnostic Imaging Accreditation Scheme - Australian Commission on Safety and Quality in Health Care
    - Evidence informing base-year allocation inputs; displayed values and growth are calculated: Equipment-appropriate training, local licensing and records constrain service access, without measuring an outsourcing share.
    - Evidence informing forecast-year allocation inputs; displayed values and growth are calculated: Equipment-appropriate training, local licensing and records constrain service access, without measuring an outsourcing share.
15. RadNet, Inc. - 2025 Form 10-K
    - Evidence informing base-year allocation inputs; displayed values and growth are calculated: Manufacturer service arrangements corroborate buyer-side participation, without a spending split. ([sec.gov](https://www.sec.gov/Archives/edgar/data/xx.xx/xx.xx/rdnt-xx.xx.htm))
    - Evidence informing forecast-year allocation inputs; displayed values and growth are calculated: Manufacturer service arrangements corroborate buyer-side participation, without a spending split. ([sec.gov](https://www.sec.gov/Archives/edgar/data/xx.xx/xx.xx/rdnt-xx.xx.htm))

16. High-Tech Medical Equipment: VA Has Opportunities to Improve Its Acquisition of Maintenance Services
    - Evidence informing base-year allocation inputs; displayed values and growth are calculated: Procurement-selected imaging service obligations and access constraints provide an OEM-retention counterweight, not a global maintenance share. ([gao.gov](https://www.gao.gov/assets/gao-xx.xx-xx.xx.pdf))
    - Evidence informing forecast-year allocation inputs; displayed values and growth are calculated: Procurement-selected imaging service obligations and access constraints provide an OEM-retention counterweight, not a global maintenance share. ([gao.gov](https://www.gao.gov/assets/gao-xx.xx-xx.xx.pdf))
17. Multi-vendor services
    - Evidence informing base-year allocation inputs; displayed values and growth are calculated: The advertised Philips and non-Philips service scope demonstrates why corporate identity alone cannot establish OEM attribution. ([usa.philips.com](https://www.usa.philips.com/healthcare/service/healthcare-multi-vendor-services))
    - Evidence informing forecast-year allocation inputs; displayed values and growth are calculated: The advertised Philips and non-Philips service scope demonstrates why corporate identity alone cannot establish OEM attribution. ([usa.philips.com](https://www.usa.philips.com/healthcare/service/healthcare-multi-vendor-services))

13.2. Third-Party Service

Table 131. Global Medical Imaging Equipment Maintenance Services Market Size, by Third-Party Service, by Region, 2017-2040 (USD Million)

Region	2017	2024	2025	2026	2027	2032	2040	CAGR (%)
Africa	xx.xx	xx.xx	xx.xx	xx.xx	xx.xx	xx.xx	xx.xx	xx.xx
Asia-Pacific	xx.xx	xx.xx	xx.xx	xx.xx	xx.xx	xx.xx	xx.xx	xx.xx
Europe	xx.xx	xx.xx	xx.xx	xx.xx	xx.xx	xx.xx	xx.xx	xx.xx
Latin America	xx.xx	xx.xx	xx.xx	xx.xx	xx.xx	xx.xx	xx.xx	xx.xx
Middle East	xx.xx	xx.xx	xx.xx	xx.xx	xx.xx	xx.xx	xx.xx	xx.xx
North America	xx.xx	xx.xx	xx.xx	xx.xx	xx.xx	xx.xx	xx.xx	xx.xx
Total	**xx.xx**	**xx.xx**	**xx.xx**	**xx.xx**	**xx.xx**	**xx.xx**	**xx.xx**	**xx.xx**

Table 132. Global Medical Imaging Equipment Maintenance Services Market Size, by Third-Party Service, by Group, 2017-2040 (USD Million)

Group	2017	2024	2025	2026	2027	2032	2040	CAGR (%)
ASEAN	xx.xx	xx.xx	xx.xx	xx.xx	xx.xx	xx.xx	xx.xx	xx.xx
BRICS	xx.xx	xx.xx	xx.xx	xx.xx	xx.xx	xx.xx	xx.xx	xx.xx
European Union	xx.xx	xx.xx	xx.xx	xx.xx	xx.xx	xx.xx	xx.xx	xx.xx
G7	xx.xx	xx.xx	xx.xx	xx.xx	xx.xx	xx.xx	xx.xx	xx.xx
GCC	xx.xx	xx.xx	xx.xx	xx.xx	xx.xx	xx.xx	xx.xx	xx.xx
NATO	xx.xx	xx.xx	xx.xx	xx.xx	xx.xx	xx.xx	xx.xx	xx.xx

Table 133. Global Medical Imaging Equipment Maintenance Services Market Size, by Third-Party Service, by Country, 2017-2040 (USD Million)

Country	2017	2024	2025	2026	2027	2032	2040	CAGR (%)
Australia	xx.xx	xx.xx	xx.xx	xx.xx	xx.xx	xx.xx	xx.xx	xx.xx
Brazil	xx.xx	xx.xx	xx.xx	xx.xx	xx.xx	xx.xx	xx.xx	xx.xx
Canada	xx.xx	xx.xx	xx.xx	xx.xx	xx.xx	xx.xx	xx.xx	xx.xx
China	xx.xx	xx.xx	xx.xx	xx.xx	xx.xx	xx.xx	xx.xx	xx.xx
France	xx.xx	xx.xx	xx.xx	xx.xx	xx.xx	xx.xx	xx.xx	xx.xx
Germany	xx.xx	xx.xx	xx.xx	xx.xx	xx.xx	xx.xx	xx.xx	xx.xx
India	xx.xx	xx.xx	xx.xx	xx.xx	xx.xx	xx.xx	xx.xx	xx.xx
Italy	xx.xx	xx.xx	xx.xx	xx.xx	xx.xx	xx.xx	xx.xx	xx.xx
Japan	xx.xx	xx.xx	xx.xx	xx.xx	xx.xx	xx.xx	xx.xx	xx.xx
Mexico	xx.xx	xx.xx	xx.xx	xx.xx	xx.xx	xx.xx	xx.xx	xx.xx
Russia	xx.xx	xx.xx	xx.xx	xx.xx	xx.xx	xx.xx	xx.xx	xx.xx
South Korea	xx.xx	xx.xx	xx.xx	xx.xx	xx.xx	xx.xx	xx.xx	xx.xx
Spain	xx.xx	xx.xx	xx.xx	xx.xx	xx.xx	xx.xx	xx.xx	xx.xx
United Kingdom	xx.xx	xx.xx	xx.xx	xx.xx	xx.xx	xx.xx	xx.xx	xx.xx
United States	xx.xx	xx.xx	xx.xx	xx.xx	xx.xx	xx.xx	xx.xx	xx.xx
Others	xx.xx	xx.xx	xx.xx	xx.xx	xx.xx	xx.xx	xx.xx	xx.xx
Total	**xx.xx**	**xx.xx**	**xx.xx**	**xx.xx**	**xx.xx**	**xx.xx**	**xx.xx**	**xx.xx**

Sources & Evidence

1. High-Tech Medical Equipment: VA Has Opportunities to Improve Its Acquisition of Maintenance Services
   - Taxonomy evidence: The report documents use of third-party maintenance providers, including a one-off repair after manufacturer support ended. ([gao.gov](https://www.gao.gov/assets/gao-xx.xx-xx.xx.pdf))
   - Evidence informing base-year allocation inputs; displayed values and growth are calculated: Bounded third-party access-delay examples qualify frictionless substitution assumptions without establishing universal unsuitability. ([gao.gov](https://www.gao.gov/assets/gao-xx.xx-xx.xx.pdf))
   - Evidence informing forecast-year allocation inputs; displayed values and growth are calculated: Bounded third-party access-delay examples qualify frictionless substitution assumptions without establishing universal unsuitability. ([gao.gov](https://www.gao.gov/assets/gao-xx.xx-xx.xx.pdf))
2. Transcript: Final Guidance: Remanufacturing of Medical Devices, September 10, 2024
   - Taxonomy evidence: The transcript expressly recognizes third-party servicers and independent service organizations, including an OEM servicing another manufacturer's device. ([fda.gov](https://www.fda.gov/media/xx.xx/download?attachment=))
   - Evidence informing base-year allocation inputs; displayed values and growth are calculated: An OEM can service another entity's device as a third-party servicer. ([fda.gov](https://www.fda.gov/media/xx.xx/download?attachment=))
   - Evidence informing forecast-year allocation inputs; displayed values and growth are calculated: An OEM can service another entity's device as a third-party servicer. ([fda.gov](https://www.fda.gov/media/xx.xx/download?attachment=))

3. GE HealthCare Technologies Inc. - 2025 Form 10-K
   - Evidence informing the 2023 market-value input; displayed series and growth include calculations: Reported services revenue of USD xx.xx supplies a historical commercial-activity proxy; it is broader than imaging maintenance.
   - Evidence informing the 2024 market-value input; displayed series and growth include calculations: Reported services revenue of USD xx.xx supplies the comparable historical proxy.
   - Evidence informing base-year allocation inputs; displayed values and growth are calculated: Destination-sales cross-check; broader than maintenance.
   - Evidence informing forecast-year allocation inputs; displayed values and growth are calculated: Destination-sales cross-check; broader than maintenance.
   - Evidence informing base-year allocation inputs; displayed values and growth are calculated: EMEA commercial-scale cross-check.
   - Evidence informing forecast-year allocation inputs; displayed values and growth are calculated: EMEA commercial-scale cross-check.
   - Evidence informing base-year allocation inputs; displayed values and growth are calculated: China commercial activity and 2025 growth counterevidence.
   - Evidence informing forecast-year allocation inputs; displayed values and growth are calculated: China commercial activity and 2025 growth counterevidence.
   - Evidence informing base-year allocation inputs; displayed values and growth are calculated: U.S. destination sales were USD xx.xx, not maintenance-only revenue.
   - Evidence informing forecast-year allocation inputs; displayed values and growth are calculated: U.S. destination sales were USD xx.xx, not maintenance-only revenue.
   - Evidence informing base-year allocation inputs; displayed values and growth are calculated: China destination sales were USD xx.xx; regional sales declined in 2025.
   - Evidence informing forecast-year allocation inputs; displayed values and growth are calculated: China destination sales were USD xx.xx; regional sales declined in 2025.
4. GE HealthCare Technologies Inc. - 2022 Form 10-K
   - Evidence informing the 2020 market-value input; displayed series and growth include calculations: Services revenue of USD xx.xx anchors the high-cost equipment cohort's historical activity index.
   - Evidence informing the 2021 market-value input; displayed series and growth include calculations: Services revenue of USD xx.xx supplies the comparable activity index.
   - Evidence informing the 2022 market-value input; displayed series and growth include calculations: Services revenue of USD xx.xx supplies the activity index. The filing attributes the services decline primarily to unfavorable currency effects.
5. Health at a Glance 2025 - Diagnostic Technologies
   - Evidence informing the 2032 market-value input; displayed series and growth include calculations: Long-run increases in imaging activity support continued equipment demand; examination volumes are not substituted for maintenance revenue.
   - Evidence informing the 2040 market-value input; displayed series and growth include calculations: The observed country variation and incomplete coverage constrain long-run stock-growth assumptions and prohibit uniform worldwide density extrapolation.
6. OnWatch Predict
   - Evidence informing the 2032 market-value input; displayed series and growth include calculations: Conditional reported benefits support considering a service-efficiency counterforce, not applying downtime reductions directly to service revenue.
   - Evidence informing the 2040 market-value input; displayed series and growth include calculations: The offering supports retaining human and component fulfillment costs in the long-run forecast; it does not establish autonomous servicing or engineer replacement.

7. Unite In-House Service Solutions
   - Evidence informing the 2032 market-value input; displayed series and growth include calculations: The retained-labor boundary supports the modeled purchased-scope counterforce, without measuring future adoption.
   - Evidence informing the 2040 market-value input; displayed series and growth include calculations: The offering supports maintaining a distinction between installed equipment obligations and externally purchased service expenditure.
8. Philips Standard Terms and Conditions of Service, Revision 23, April 2024
   - Evidence informing the 2032 market-value input; displayed series and growth include calculations: Published lifecycle terms condition post-End-of-Life repair on parts and trained-personnel availability and remove the earlier uptime guarantee. These constrain assumed indefinite support extension.
   - Evidence informing the 2040 market-value input; displayed series and growth include calculations: The lifecycle conditions support including retirement and support limitations in long-run growth assumptions, but do not establish a dated global withdrawal event.
9. Health at a Glance 2025 - Diagnostic Technologies
   - Evidence informing base-year allocation inputs; displayed values and growth are calculated: Imaging-stock comparator.
   - Evidence informing forecast-year allocation inputs; displayed values and growth are calculated: Imaging-stock comparator.
   - Evidence informing base-year allocation inputs; displayed values and growth are calculated: Coverage limitation.
   - Evidence informing forecast-year allocation inputs; displayed values and growth are calculated: Coverage limitation.
10. Health at a Glance: Latin America and the Caribbean 2023 - Medical Technologies
    - Evidence informing base-year allocation inputs; displayed values and growth are calculated: Brazil's CT and MRI densities anchor the equipment-linked expenditure proxy.
    - Evidence informing forecast-year allocation inputs; displayed values and growth are calculated: Brazil's CT and MRI densities anchor the equipment-linked expenditure proxy.
    - Evidence informing base-year allocation inputs; displayed values and growth are calculated: Heterogeneous regional equipment availability and partial coverage constrain the allocation model.
    - Evidence informing forecast-year allocation inputs; displayed values and growth are calculated: Heterogeneous regional equipment availability and partial coverage constrain the allocation model.
11. Health at a Glance: Asia/Pacific 2024 - Medical Technologies
    - Evidence informing base-year allocation inputs; displayed values and growth are calculated: Density and reimbursement-coverage anchors.
    - Evidence informing forecast-year allocation inputs; displayed values and growth are calculated: Density and reimbursement-coverage anchors.
    - Evidence informing base-year allocation inputs; displayed values and growth are calculated: High installed-density anchor.
    - Evidence informing forecast-year allocation inputs; displayed values and growth are calculated: High installed-density anchor.
    - Evidence informing base-year allocation inputs; displayed values and growth are calculated: Installed-density anchor.
    - Evidence informing forecast-year allocation inputs; displayed values and growth are calculated: Installed-density anchor.
    - Evidence informing base-year allocation inputs; displayed values and growth are calculated: Regional heterogeneity constrains uniform-density and uniform-access assumptions.
    - Evidence informing forecast-year allocation inputs; displayed values and growth are calculated: Regional heterogeneity constrains uniform-density and uniform-access assumptions.

12. Assessment of Breast Cancer Control Capacities in the WHO African Region in 2022
    - Evidence informing base-year allocation inputs; displayed values and growth are calculated: Survey coverage and equipment scarcity constrain extrapolation across Africa.
    - Evidence informing forecast-year allocation inputs; displayed values and growth are calculated: Survey coverage and equipment scarcity constrain extrapolation across Africa.
13. Hospital Equipment Maintenance Requirements - CMS Memorandum 14-07-Hospital
    - Evidence informing base-year allocation inputs; displayed values and growth are calculated: Imaging maintenance must follow manufacturer recommendations; this is not an exclusive OEM purchasing award.
    - Evidence informing forecast-year allocation inputs; displayed values and growth are calculated: Imaging maintenance must follow manufacturer recommendations; this is not an exclusive OEM purchasing award.
14. Managed Neutral Vendor Services - East of England Collaborative Procurement Hub
    - Evidence informing forecast-year allocation inputs; displayed values and growth are calculated: The framework starts January xx.xx 2026 and requires mini-competition; admission is not realized maintenance revenue.
15. Diagnostic Imaging Accreditation Scheme - Australian Commission on Safety and Quality in Health Care
    - Evidence informing base-year allocation inputs; displayed values and growth are calculated: Equipment-appropriate training, local licensing and records constrain service access, without measuring an outsourcing share.
    - Evidence informing forecast-year allocation inputs; displayed values and growth are calculated: Equipment-appropriate training, local licensing and records constrain service access, without measuring an outsourcing share.
16. Multi-vendor services
    - Evidence informing base-year allocation inputs; displayed values and growth are calculated: Non-Philips equipment servicing establishes a commercial cross-manufacturer role, not its revenue proportion. ([usa.philips.com](https://www.usa.philips.com/healthcare/service/healthcare-multi-vendor-services))
    - Evidence informing forecast-year allocation inputs; displayed values and growth are calculated: Non-Philips equipment servicing establishes a commercial cross-manufacturer role, not its revenue proportion. ([usa.philips.com](https://www.usa.philips.com/healthcare/service/healthcare-multi-vendor-services))
17. San Bernardino County - File 11902: Asset Management Agreement with Renovo Solutions LLC for Maintenance Services
    - Evidence informing base-year allocation inputs; displayed values and growth are calculated: The approved 2025 three-year, xx.xx-asset agreement supplies a monetary third-party purchasing counterexample; approved value is not realized annual revenue. ([sanbernardino.legistar.com](https://sanbernardino.legistar.com/LegislationDetail.aspx?GUID=06EA5122-33FD-472E-B939-A8FA6E015FEB&ID=xx.xx&Options=&Search=))
    - Evidence informing forecast-year allocation inputs; displayed values and growth are calculated: The approved 2025 three-year, xx.xx-asset agreement supplies a monetary third-party purchasing counterexample; approved value is not realized annual revenue. ([sanbernardino.legistar.com](https://sanbernardino.legistar.com/LegislationDetail.aspx?GUID=06EA5122-33FD-472E-B939-A8FA6E015FEB&ID=xx.xx&Options=&Search=))

14. Medical Imaging Equipment Maintenance Services Market, by Contract Coverage

Full-Service Coverage and Limited-Service Coverage allocate different obligations rather than establish a universal quality ladder. ■■■ ■■■■■■ ■■■■■■■ ■■■■■■■■■■■■■ ■■■■■■■■■■■■■ ■■■■■■■■■■■■■ ■■■■■■■■■■■■■■■■ ■■■■■■■■■■ ■■■ ■■■■■■■■■■■■■■■■■■ ■■■■■■■■■■■■■ ■■■■ ■■■■■■■■■■■■■ ■■■■■■■■ ■■■■■■■ ■■■■■■■■■■■■■ ■■■■■■■■■ ■■ ■■■■■■■ ■■■■■■■■■■■■ Buyers should therefore compare the actual failure categories, components, and exclusions rather than assume that the broadest label transfers every interruption consequence.

Shared Maintenance Coverage requires an executable division of work. ■■ ■■■■■■■■■■■■■ ■■■■■ ■■■■■■■■ ■■■■■■■■ ■■■■■■■■ ■■■■■■■■■■■ ■■■■■ ■■■■■■■ ■■■■■■■ ■■■ ■■■■■■■■■■■■■■■■■■■ ■■■■■ ■■■■■■■■■■ ■■■■■■■ ■■■ ■■■ ■■■■■■■■■■■■■ ■■■■■■■■■■■ ■■■■■■■■■ ■■■■■■■■■■■■■ ■■■■■■■■■■■ ■■■■■■■■ ■■■■■ ■■■ ■■■■■■■■ ■■■■ ■■■■■■ ■■■■■■■ ■ ■■■■■■ ■■■■ ■■■■■ ■■■ ■■■■■■■■ ■■■■■■■■ ■■■■■■■■ ■■■ ■■ ■■ ■■■■■■■■■■ ■■■■ ■■■ ■■■■■■■■ ■■■■■■ ■■■■■ ■■■ ■■■■■■■■ ■■■■■■■■■■■■■■■■ ■■ ■■■■■■■ ■■■ ■■■■■■ ■■■■■■■■■■■■ Staffing changes should trigger reconsideration of coverage rather than automatic renewal.

Event-Specific Service purchases a bounded intervention instead of standing protection. ■■■ ■■■■■■■■■ ■■■■■■■■■■■■■■■■■■■ ■■■■■ ■■■■■■■ ■■■■■■■■■■■ ■■■■■■■■■■■■■■■ ■■■■■■■■■■■■ ■■■■■■■■■■■ ■■■ ■ ■■■■■■■■ ■■■■■■■ ■■ ■■■ ■■■■■■■■ ■■■■■■■■ ■■ ■■■ ■■■■■■■ ■■ ■■■■■■■■■■ ■■■ ■■■■■■■ ■■■■■■■■■■■■ ■■■■■■■■■■ ■■■■■■■■■■■■ ■■■■■■■■■■ Buyers choosing this route retain responsibility for other maintenance obligations and subsequent interruptions; they should verify the accepted repair scope before treating it as a substitute for an ongoing agreement.

Figure 22. Global Medical Imaging Equipment Maintenance Services Market Size, by Contract Coverage, 2025 (%)

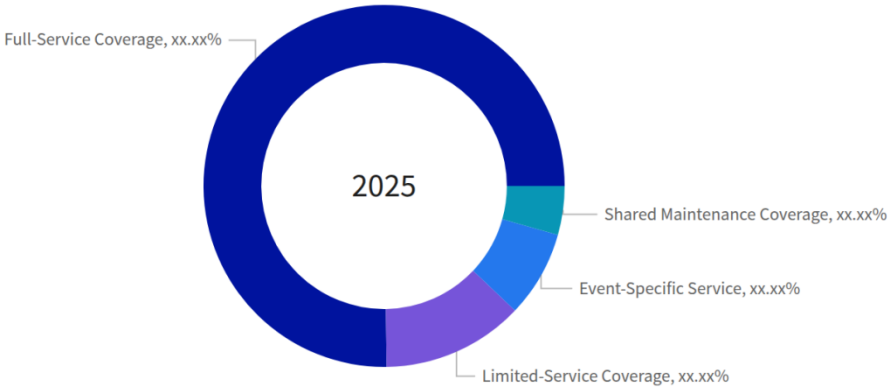

Figure 23. Global Medical Imaging Equipment Maintenance Services Market, by Contract Coverage, 2032 (USD Million)

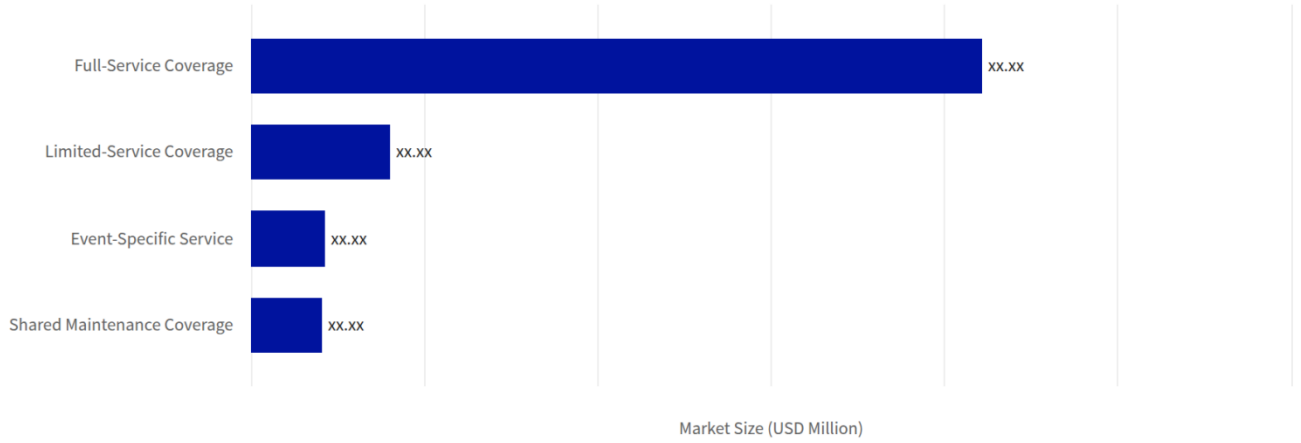

Table 134. Global Medical Imaging Equipment Maintenance Services Market, by Contract Coverage growth contribution, 2025-2032

Category	2025 value (USD Million)	2032 value (USD Million)	Added value (USD Million)	2025 share (%)	2032 share (%)	Change (pp)	Growth share (%)	CAGR (%)
Event-Specific Service	xx.xx	xx.xx	xx.xx	xx.xx	xx.xx	xx.xx	xx.xx	xx.xx
Full-Service Coverage	xx.xx	xx.xx	xx.xx	xx.xx	xx.xx	xx.xx	xx.xx	xx.xx
Limited-Service Coverage	xx.xx	xx.xx	xx.xx	xx.xx	xx.xx	xx.xx	xx.xx	xx.xx
Shared Maintenance Coverage	xx.xx	xx.xx	xx.xx	xx.xx	xx.xx	xx.xx	xx.xx	xx.xx
Scope total	**xx.xx**	**xx.xx**	**xx.xx**	**xx.xx**	**xx.xx**	**xx.xx**	**xx.xx**	**xx.xx**

Table 135. Global Medical Imaging Equipment Maintenance Services Market Size, by Contract Coverage, 2017-2040 (USD Million)

Contract Coverage	2017	2024	2025	2026	2027	2032	2040	CAGR (%)
Event-Specific Service	xx.xx	xx.xx	xx.xx	xx.xx	xx.xx	xx.xx	xx.xx	xx.xx
Full-Service Coverage	xx.xx	xx.xx	xx.xx	xx.xx	xx.xx	xx.xx	xx.xx	xx.xx
Limited-Service Coverage	xx.xx	xx.xx	xx.xx	xx.xx	xx.xx	xx.xx	xx.xx	xx.xx
Shared Maintenance Coverage	xx.xx	xx.xx	xx.xx	xx.xx	xx.xx	xx.xx	xx.xx	xx.xx
Total	**xx.xx**	**xx.xx**	**xx.xx**	**xx.xx**	**xx.xx**	**xx.xx**	**xx.xx**	**xx.xx**

Sources & Evidence

1. Unite In-House Service Solutions

   · Unite supports in-house engineering with remote assistance and differentiated parts coverage while excluding on-site and planned-maintenance labor from included coverage. ([gehealthcare.com](https://www.gehealthcare.com/en/services/unite-in-house))

   · Evidence informing the 2032 market-value input; displayed series and growth include calculations: The retained-labor boundary supports the modeled purchased-scope counterforce, without measuring future adoption.

   · Evidence informing the 2040 market-value input; displayed series and growth include calculations: The offering supports maintaining a distinction between installed equipment obligations and externally purchased service expenditure.

   · Evidence informing base-year allocation inputs; displayed values and growth are calculated: The offering excludes included onsite and planned-maintenance labor, supporting retained-work and purchased-payment distinctions, not observed adoption. ([gehealthcare.com](https://www.gehealthcare.com/en/services/unite-in-house))

   · Evidence informing forecast-year allocation inputs; displayed values and growth are calculated: The offering excludes included onsite and planned-maintenance labor, supporting retained-work and purchased-payment distinctions, not observed adoption. ([gehealthcare.com](https://www.gehealthcare.com/en/services/unite-in-house))

2. Appendix 3: Framework Agreement Specification-Maintenance, Repair and Calibration of Medical Equipment

   · The specification distinguishes comprehensive and narrower coverage, permits agreement on special components, and defines collaborative first-line coverage with supplier escalation. ([sccl.nhs.uk](https://www.sccl.nhs.uk/wp-content/uploads/2023/xx.xx/Maintenance-Appendix-xx.xx-Framework-Specification.pdf))

   · Evidence informing base-year allocation inputs; displayed values and growth are calculated: Comprehensive cover and case-specific component treatment support obligation-based classification. ([sccl.nhs.uk](https://www.sccl.nhs.uk/wp-content/uploads/2023/xx.xx/Maintenance-Appendix-xx.xx-Framework-Specification.pdf))

   · Evidence informing forecast-year allocation inputs; displayed values and growth are calculated: Comprehensive cover and case-specific component treatment support obligation-based classification. ([sccl.nhs.uk](https://www.sccl.nhs.uk/wp-content/uploads/2023/xx.xx/Maintenance-Appendix-xx.xx-Framework-Specification.pdf))

   · Evidence informing base-year allocation inputs; displayed values and growth are calculated: Preventive-only, labor-only and component-limited options establish narrower standing obligations. ([sccl.nhs.uk](https://www.sccl.nhs.uk/wp-content/uploads/2023/xx.xx/Maintenance-Appendix-xx.xx-Framework-Specification.pdf))

   · Evidence informing forecast-year allocation inputs; displayed values and growth are calculated: Preventive-only, labor-only and component-limited options establish narrower standing obligations. ([sccl.nhs.uk](https://www.sccl.nhs.uk/wp-content/uploads/2023/xx.xx/Maintenance-Appendix-xx.xx-Framework-Specification.pdf))

   · Evidence informing base-year allocation inputs; displayed values and growth are calculated: Collaborative cover explicitly divides work between buyer and supplier. ([sccl.nhs.uk](https://www.sccl.nhs.uk/wp-content/uploads/2023/xx.xx/Maintenance-Appendix-xx.xx-Framework-Specification.pdf))

   · Evidence informing forecast-year allocation inputs; displayed values and growth are calculated: Collaborative cover explicitly divides work between buyer and supplier. ([sccl.nhs.uk](https://www.sccl.nhs.uk/wp-content/uploads/2023/xx.xx/Maintenance-Appendix-xx.xx-Framework-Specification.pdf))

3. Portable Ultrasound Repair Depot-MXR Imaging

   · MXR's portable-ultrasound repair program has eligibility exclusions and a warranty limited to the repaired portion. ([mxrimaging.com](https://mxrimaging.com/portable-ultrasound-depot-repair/))

4. High-Tech Medical Equipment: VA Has Opportunities to Improve Its Acquisition of Maintenance Services
   - Taxonomy evidence: Figure xx.xx combines variations in parts cover, service hours, uptime commitments, and buyer participation within illustrative plan levels. Analytical conclusion: these examples do not establish assurance tiers independent of coverage. ([gao.gov](https://www.gao.gov/assets/gao-xx.xx-xx.xx.pdf))
5. NHS Supply Chain Framework Agreement for the Provision of Maintenance, Repair and Calibration Services for Medical Equipment (2021)
   - Taxonomy evidence: The buyer specification lists comprehensive, preventive, parts-and-labor, labor-only, best-effort, special-component, and collaborative cover. These are obligation choices, not a universal quality ladder. ([sccl.nhs.uk](https://www.sccl.nhs.uk/wp-content/uploads/2023/xx.xx/Maintenance-Framework-Agreement.pdf))
   - Taxonomy evidence: The buyer's framework specification distinguishes comprehensive, preventive-maintenance, parts-and-labor, and labor-only cover, demonstrating differences in purchased contractual protection rather than universal quality rankings. ([sccl.nhs.uk](https://www.sccl.nhs.uk/wp-content/uploads/2023/xx.xx/Maintenance-Framework-Agreement.pdf))
6. A517 - Mercati di manutenzione di dispositivi diagnostici, Provvedimento n. 28620
   - Taxonomy evidence: The decision separates shared-risk component exclusions from shared maintenance involving the healthcare facility's own maintenance staff. The taxonomy therefore classifies financial limitation separately from contractual work sharing. ([agcm.it](https://agcm.it/dotcmsCustom/getDominoAttach?urlStr=xx.xx.xx.xx%3A8080%2F41256297003874BD%2F0%2FB13F234DB1AF848FC12586DF00528DF4%2F%24File%2Fp28620.pdf))
7. GE HealthCare Technologies Inc. - 2025 Form 10-K
   - Evidence informing the 2023 market-value input; displayed series and growth include calculations: Reported services revenue of USD xx.xx supplies a historical commercial-activity proxy; it is broader than imaging maintenance.
   - Evidence informing the 2024 market-value input; displayed series and growth include calculations: Reported services revenue of USD xx.xx supplies the comparable historical proxy.
8. GE HealthCare Technologies Inc. - 2022 Form 10-K
   - Evidence informing the 2020 market-value input; displayed series and growth include calculations: Services revenue of USD xx.xx anchors the high-cost equipment cohort's historical activity index.
   - Evidence informing the 2021 market-value input; displayed series and growth include calculations: Services revenue of USD xx.xx supplies the comparable activity index.
   - Evidence informing the 2022 market-value input; displayed series and growth include calculations: Services revenue of USD xx.xx supplies the activity index. The filing attributes the services decline primarily to unfavorable currency effects.
9. Health at a Glance 2025 - Diagnostic Technologies
   - Evidence informing the 2032 market-value input; displayed series and growth include calculations: Long-run increases in imaging activity support continued equipment demand; examination volumes are not substituted for maintenance revenue.
   - Evidence informing the 2040 market-value input; displayed series and growth include calculations: The observed country variation and incomplete coverage constrain long-run stock-growth assumptions and prohibit uniform worldwide density extrapolation.
10. OnWatch Predict
    - Evidence informing the 2032 market-value input; displayed series and growth include calculations: Conditional reported benefits support considering a service-efficiency counterforce, not applying downtime reductions directly to service revenue.
    - Evidence informing the 2040 market-value input; displayed series and growth include calculations: The offering supports retaining human and component fulfillment costs in the long-run forecast; it does not establish autonomous servicing or engineer replacement.

11. Philips Standard Terms and Conditions of Service, Revision 23, April 2024
· Evidence informing the 2032 market-value input; displayed series and growth include calculations: Published lifecycle terms condition post-End-of-Life repair on parts and trained-personnel availability and remove the earlier uptime guarantee. These constrain assumed indefinite support extension.
· Evidence informing the 2040 market-value input; displayed series and growth include calculations: The lifecycle conditions support including retirement and support limitations in long-run growth assumptions, but do not establish a dated global withdrawal event.
12. Contracting in Medical Equipment Maintenance Services: An Empirical Investigation
· Evidence informing base-year allocation inputs; displayed values and growth are calculated: The historical scanner dataset supplies observed plan-selection proportions, not current global value shares. ([business.columbia.edu](https://business.columbia.edu/sites/default/files-efs/pubfiles/xx.xx/besbes_contracting.pdf))
· Evidence informing forecast-year allocation inputs; displayed values and growth are calculated: The historical scanner dataset supplies observed plan-selection proportions, not current global value shares. ([business.columbia.edu](https://business.columbia.edu/sites/default/files-efs/pubfiles/xx.xx/besbes_contracting.pdf))
· Evidence informing base-year allocation inputs; displayed values and growth are calculated: Basic and partial plans constrain the narrower-standing-coverage model. ([business.columbia.edu](https://business.columbia.edu/sites/default/files-efs/pubfiles/xx.xx/besbes_contracting.pdf))
· Evidence informing forecast-year allocation inputs; displayed values and growth are calculated: Basic and partial plans constrain the narrower-standing-coverage model. ([business.columbia.edu](https://business.columbia.edu/sites/default/files-efs/pubfiles/xx.xx/besbes_contracting.pdf))
13. What's Included in Preventative Maintenance?
· Evidence informing base-year allocation inputs; displayed values and growth are calculated: Separately offered PM-only pricing constrains the relative-payment assumption for narrower coverage. ([blockimaging.com](https://www.blockimaging.com/blog/bid/xx.xx/what-s-included-in-imaging-equipment-preventative-maintenance-really))
· Evidence informing forecast-year allocation inputs; displayed values and growth are calculated: Separately offered PM-only pricing constrains the relative-payment assumption for narrower coverage. ([blockimaging.com](https://www.blockimaging.com/blog/bid/xx.xx/what-s-included-in-imaging-equipment-preventative-maintenance-really))

14.1. Full-Service Coverage

Table 136. Global Medical Imaging Equipment Maintenance Services Market Size, by Full-Service Coverage, by Region, 2017-2040 (USD Million)

Region	2017	2024	2025	2026	2027	2032	2040	CAGR (%)
Africa	xx.xx	xx.xx	xx.xx	xx.xx	xx.xx	xx.xx	xx.xx	xx.xx
Asia-Pacific	xx.xx	xx.xx	xx.xx	xx.xx	xx.xx	xx.xx	xx.xx	xx.xx
Europe	xx.xx	xx.xx	xx.xx	xx.xx	xx.xx	xx.xx	xx.xx	xx.xx
Latin America	xx.xx	xx.xx	xx.xx	xx.xx	xx.xx	xx.xx	xx.xx	xx.xx
Middle East	xx.xx	xx.xx	xx.xx	xx.xx	xx.xx	xx.xx	xx.xx	xx.xx
North America	xx.xx	xx.xx	xx.xx	xx.xx	xx.xx	xx.xx	xx.xx	xx.xx
Total	**xx.xx**	**xx.xx**	**xx.xx**	**xx.xx**	**xx.xx**	**xx.xx**	**xx.xx**	**xx.xx**

Table 137. Global Medical Imaging Equipment Maintenance Services Market Size, by Full-Service Coverage, by Group, 2017-2040 (USD Million)

Group	2017	2024	2025	2026	2027	2032	2040	CAGR (%)
ASEAN	xx.xx	xx.xx	xx.xx	xx.xx	xx.xx	xx.xx	xx.xx	xx.xx
BRICS	xx.xx	xx.xx	xx.xx	xx.xx	xx.xx	xx.xx	xx.xx	xx.xx
European Union	xx.xx	xx.xx	xx.xx	xx.xx	xx.xx	xx.xx	xx.xx	xx.xx
G7	xx.xx	xx.xx	xx.xx	xx.xx	xx.xx	xx.xx	xx.xx	xx.xx
GCC	xx.xx	xx.xx	xx.xx	xx.xx	xx.xx	xx.xx	xx.xx	xx.xx
NATO	xx.xx	xx.xx	xx.xx	xx.xx	xx.xx	xx.xx	xx.xx	xx.xx

Table 138. Global Medical Imaging Equipment Maintenance Services Market Size, by Full-Service Coverage, by Country, 2017-2040 (USD Million)

Country	2017	2024	2025	2026	2027	2032	2040	CAGR (%)
Australia	xx.xx	xx.xx	xx.xx	xx.xx	xx.xx	xx.xx	xx.xx	xx.xx
Brazil	xx.xx	xx.xx	xx.xx	xx.xx	xx.xx	xx.xx	xx.xx	xx.xx
Canada	xx.xx	xx.xx	xx.xx	xx.xx	xx.xx	xx.xx	xx.xx	xx.xx
China	xx.xx	xx.xx	xx.xx	xx.xx	xx.xx	xx.xx	xx.xx	xx.xx
France	xx.xx	xx.xx	xx.xx	xx.xx	xx.xx	xx.xx	xx.xx	xx.xx
Germany	xx.xx	xx.xx	xx.xx	xx.xx	xx.xx	xx.xx	xx.xx	xx.xx
India	xx.xx	xx.xx	xx.xx	xx.xx	xx.xx	xx.xx	xx.xx	xx.xx
Italy	xx.xx	xx.xx	xx.xx	xx.xx	xx.xx	xx.xx	xx.xx	xx.xx
Japan	xx.xx	xx.xx	xx.xx	xx.xx	xx.xx	xx.xx	xx.xx	xx.xx
Mexico	xx.xx	xx.xx	xx.xx	xx.xx	xx.xx	xx.xx	xx.xx	xx.xx
Russia	xx.xx	xx.xx	xx.xx	xx.xx	xx.xx	xx.xx	xx.xx	xx.xx
South Korea	xx.xx	xx.xx	xx.xx	xx.xx	xx.xx	xx.xx	xx.xx	xx.xx
Spain	xx.xx	xx.xx	xx.xx	xx.xx	xx.xx	xx.xx	xx.xx	xx.xx
United Kingdom	xx.xx	xx.xx	xx.xx	xx.xx	xx.xx	xx.xx	xx.xx	xx.xx
United States	xx.xx	xx.xx	xx.xx	xx.xx	xx.xx	xx.xx	xx.xx	xx.xx
Others	xx.xx	xx.xx	xx.xx	xx.xx	xx.xx	xx.xx	xx.xx	xx.xx
Total	**xx.xx**	**xx.xx**	**xx.xx**	**xx.xx**	**xx.xx**	**xx.xx**	**xx.xx**	**xx.xx**

Sources & Evidence

1. NHS Supply Chain Framework Agreement for the Provision of Maintenance, Repair and Calibration Services for Medical Equipment (2021)

· Taxonomy evidence: Special-component inclusion under comprehensive cover can be agreed individually. Analytical implication: full-service branding alone cannot establish the taxonomy's full-risk boundary. ([sccl.nhs.uk](https://www.sccl.nhs.uk/wp-content/uploads/2023/xx.xx/Maintenance-Framework-Agreement.pdf))

· Taxonomy evidence: Comprehensive cover includes routine maintenance and repair; treatment of special components is an explicit contractual matter. ([sccl.nhs.uk](https://www.sccl.nhs.uk/wp-content/uploads/2023/xx.xx/Maintenance-Framework-Agreement.pdf))

2. Contracting in Medical Equipment Maintenance Services: An Empirical Investigation

· Taxonomy evidence: Full protection includes labor and material cost protection, with preventive maintenance included in the studied plans. ([business.columbia.edu](https://business.columbia.edu/sites/default/files-efs/pubfiles/xx.xx/besbes_contracting.pdf))

· Evidence informing base-year allocation inputs; displayed values and growth are calculated: The historical scanner dataset supplies observed plan-selection proportions, not current global value shares. ([business.columbia.edu](https://business.columbia.edu/sites/default/files-efs/pubfiles/xx.xx/besbes_contracting.pdf))

· Evidence informing forecast-year allocation inputs; displayed values and growth are calculated: The historical scanner dataset supplies observed plan-selection proportions, not current global value shares. ([business.columbia.edu](https://business.columbia.edu/sites/default/files-efs/pubfiles/xx.xx/besbes_contracting.pdf))

3. GE HealthCare Technologies Inc. - 2025 Form 10-K

· Evidence informing the 2023 market-value input; displayed series and growth include calculations: Reported services revenue of USD xx.xx supplies a historical commercial-activity proxy; it is broader than imaging maintenance.

· Evidence informing the 2024 market-value input; displayed series and growth include calculations: Reported services revenue of USD xx.xx supplies the comparable historical proxy.

· Evidence informing base-year allocation inputs; displayed values and growth are calculated: Destination-sales cross-check; broader than maintenance.

· Evidence informing forecast-year allocation inputs; displayed values and growth are calculated: Destination-sales cross-check; broader than maintenance.

· Evidence informing base-year allocation inputs; displayed values and growth are calculated: EMEA commercial-scale cross-check.

· Evidence informing forecast-year allocation inputs; displayed values and growth are calculated: EMEA commercial-scale cross-check.

· Evidence informing base-year allocation inputs; displayed values and growth are calculated: China commercial activity and 2025 growth counterevidence.

· Evidence informing forecast-year allocation inputs; displayed values and growth are calculated: China commercial activity and 2025 growth counterevidence.

· Evidence informing base-year allocation inputs; displayed values and growth are calculated: U.S. destination sales were USD xx.xx, not maintenance-only revenue.

· Evidence informing forecast-year allocation inputs; displayed values and growth are calculated: U.S. destination sales were USD xx.xx, not maintenance-only revenue.

· Evidence informing base-year allocation inputs; displayed values and growth are calculated: China destination sales were USD xx.xx; regional sales declined in 2025.

· Evidence informing forecast-year allocation inputs; displayed values and growth are calculated: China destination sales were USD xx.xx; regional sales declined in 2025.

4. GE HealthCare Technologies Inc. - 2022 Form 10-K
   - Evidence informing the 2020 market-value input; displayed series and growth include calculations: Services revenue of USD xx.xx anchors the high-cost equipment cohort's historical activity index.
   - Evidence informing the 2021 market-value input; displayed series and growth include calculations: Services revenue of USD xx.xx supplies the comparable activity index.
   - Evidence informing the 2022 market-value input; displayed series and growth include calculations: Services revenue of USD xx.xx supplies the activity index. The filing attributes the services decline primarily to unfavorable currency effects.
5. Health at a Glance 2025 - Diagnostic Technologies
   - Evidence informing the 2032 market-value input; displayed series and growth include calculations: Long-run increases in imaging activity support continued equipment demand; examination volumes are not substituted for maintenance revenue.
   - Evidence informing the 2040 market-value input; displayed series and growth include calculations: The observed country variation and incomplete coverage constrain long-run stock-growth assumptions and prohibit uniform worldwide density extrapolation.
6. OnWatch Predict
   - Evidence informing the 2032 market-value input; displayed series and growth include calculations: Conditional reported benefits support considering a service-efficiency counterforce, not applying downtime reductions directly to service revenue.
   - Evidence informing the 2040 market-value input; displayed series and growth include calculations: The offering supports retaining human and component fulfillment costs in the long-run forecast; it does not establish autonomous servicing or engineer replacement.
7. Unite In-House Service Solutions
   - Evidence informing the 2032 market-value input; displayed series and growth include calculations: The retained-labor boundary supports the modeled purchased-scope counterforce, without measuring future adoption.
   - Evidence informing the 2040 market-value input; displayed series and growth include calculations: The offering supports maintaining a distinction between installed equipment obligations and externally purchased service expenditure.
8. Philips Standard Terms and Conditions of Service, Revision 23, April 2024
   - Evidence informing the 2032 market-value input; displayed series and growth include calculations: Published lifecycle terms condition post-End-of-Life repair on parts and trained-personnel availability and remove the earlier uptime guarantee. These constrain assumed indefinite support extension.
   - Evidence informing the 2040 market-value input; displayed series and growth include calculations: The lifecycle conditions support including retirement and support limitations in long-run growth assumptions, but do not establish a dated global withdrawal event.
9. Health at a Glance 2025 - Diagnostic Technologies
   - Evidence informing base-year allocation inputs; displayed values and growth are calculated: Imaging-stock comparator.
   - Evidence informing forecast-year allocation inputs; displayed values and growth are calculated: Imaging-stock comparator.
   - Evidence informing base-year allocation inputs; displayed values and growth are calculated: Coverage limitation.
   - Evidence informing forecast-year allocation inputs; displayed values and growth are calculated: Coverage limitation.

10. Health at a Glance: Latin America and the Caribbean 2023 - Medical Technologies
    - Evidence informing base-year allocation inputs; displayed values and growth are calculated: Brazil's CT and MRI densities anchor the equipment-linked expenditure proxy.
    - Evidence informing forecast-year allocation inputs; displayed values and growth are calculated: Brazil's CT and MRI densities anchor the equipment-linked expenditure proxy.
    - Evidence informing base-year allocation inputs; displayed values and growth are calculated: Heterogeneous regional equipment availability and partial coverage constrain the allocation model.
    - Evidence informing forecast-year allocation inputs; displayed values and growth are calculated: Heterogeneous regional equipment availability and partial coverage constrain the allocation model.
11. Health at a Glance: Asia/Pacific 2024 - Medical Technologies
    - Evidence informing base-year allocation inputs; displayed values and growth are calculated: Density and reimbursement-coverage anchors.
    - Evidence informing forecast-year allocation inputs; displayed values and growth are calculated: Density and reimbursement-coverage anchors.
    - Evidence informing base-year allocation inputs; displayed values and growth are calculated: High installed-density anchor.
    - Evidence informing forecast-year allocation inputs; displayed values and growth are calculated: High installed-density anchor.
    - Evidence informing base-year allocation inputs; displayed values and growth are calculated: Installed-density anchor.
    - Evidence informing forecast-year allocation inputs; displayed values and growth are calculated: Installed-density anchor.
    - Evidence informing base-year allocation inputs; displayed values and growth are calculated: Regional heterogeneity constrains uniform-density and uniform-access assumptions.
    - Evidence informing forecast-year allocation inputs; displayed values and growth are calculated: Regional heterogeneity constrains uniform-density and uniform-access assumptions.
12. Assessment of Breast Cancer Control Capacities in the WHO African Region in 2022
    - Evidence informing base-year allocation inputs; displayed values and growth are calculated: Survey coverage and equipment scarcity constrain extrapolation across Africa.
    - Evidence informing forecast-year allocation inputs; displayed values and growth are calculated: Survey coverage and equipment scarcity constrain extrapolation across Africa.
13. Hospital Equipment Maintenance Requirements - CMS Memorandum 14-07-Hospital
    - Evidence informing base-year allocation inputs; displayed values and growth are calculated: Imaging maintenance must follow manufacturer recommendations; this is not an exclusive OEM purchasing award.
    - Evidence informing forecast-year allocation inputs; displayed values and growth are calculated: Imaging maintenance must follow manufacturer recommendations; this is not an exclusive OEM purchasing award.
14. Managed Neutral Vendor Services - East of England Collaborative Procurement Hub
    - Evidence informing forecast-year allocation inputs; displayed values and growth are calculated: The framework starts January xx.xx 2026 and requires mini-competition; admission is not realized maintenance revenue.
15. Diagnostic Imaging Accreditation Scheme - Australian Commission on Safety and Quality in Health Care
    - Evidence informing base-year allocation inputs; displayed values and growth are calculated: Equipment-appropriate training, local licensing and records constrain service access, without measuring an outsourcing share.
    - Evidence informing forecast-year allocation inputs; displayed values and growth are calculated: Equipment-appropriate training, local licensing and records constrain service access, without measuring an outsourcing share.

16. Appendix 3: Framework Agreement Specification-Maintenance, Repair and Calibration of Medical Equipment
    - Evidence informing base-year allocation inputs; displayed values and growth are calculated: Comprehensive cover and case-specific component treatment support obligation-based classification. ([sccl.nhs.uk](https://www.sccl.nhs.uk/wp-content/uploads/2023/xx.xx/Maintenance-Appendix-xx.xx-Framework-Specification.pdf))
    - Evidence informing forecast-year allocation inputs; displayed values and growth are calculated: Comprehensive cover and case-specific component treatment support obligation-based classification. ([sccl.nhs.uk](https://www.sccl.nhs.uk/wp-content/uploads/2023/xx.xx/Maintenance-Appendix-xx.xx-Framework-Specification.pdf))

14.2. Limited-Service Coverage

Table 139. Global Medical Imaging Equipment Maintenance Services Market Size, by Limited-Service Coverage, by Region, 2017-2040 (USD Million)

Region	2017	2024	2025	2026	2027	2032	2040	CAGR (%)
Africa	xx.xx	xx.xx	xx.xx	xx.xx	xx.xx	xx.xx	xx.xx	xx.xx
Asia-Pacific	xx.xx	xx.xx	xx.xx	xx.xx	xx.xx	xx.xx	xx.xx	xx.xx
Europe	xx.xx	xx.xx	xx.xx	xx.xx	xx.xx	xx.xx	xx.xx	xx.xx
Latin America	xx.xx	xx.xx	xx.xx	xx.xx	xx.xx	xx.xx	xx.xx	xx.xx
Middle East	xx.xx	xx.xx	xx.xx	xx.xx	xx.xx	xx.xx	xx.xx	xx.xx
North America	xx.xx	xx.xx	xx.xx	xx.xx	xx.xx	xx.xx	xx.xx	xx.xx
Total	**xx.xx**	**xx.xx**	**xx.xx**	**xx.xx**	**xx.xx**	**xx.xx**	**xx.xx**	**xx.xx**

Table 140. Global Medical Imaging Equipment Maintenance Services Market Size, by Limited-Service Coverage, by Group, 2017-2040 (USD Million)

Group	2017	2024	2025	2026	2027	2032	2040	CAGR (%)
ASEAN	xx.xx	xx.xx	xx.xx	xx.xx	xx.xx	xx.xx	xx.xx	xx.xx
BRICS	xx.xx	xx.xx	xx.xx	xx.xx	xx.xx	xx.xx	xx.xx	xx.xx
European Union	xx.xx	xx.xx	xx.xx	xx.xx	xx.xx	xx.xx	xx.xx	xx.xx
G7	xx.xx	xx.xx	xx.xx	xx.xx	xx.xx	xx.xx	xx.xx	xx.xx
GCC	xx.xx	xx.xx	xx.xx	xx.xx	xx.xx	xx.xx	xx.xx	xx.xx
NATO	xx.xx	xx.xx	xx.xx	xx.xx	xx.xx	xx.xx	xx.xx	xx.xx

Table 141. Global Medical Imaging Equipment Maintenance Services Market Size, by Limited-Service Coverage, by Country, 2017-2040 (USD Million)

Country	2017	2024	2025	2026	2027	2032	2040	CAGR (%)
Australia	xx.xx	xx.xx	xx.xx	xx.xx	xx.xx	xx.xx	xx.xx	xx.xx
Brazil	xx.xx	xx.xx	xx.xx	xx.xx	xx.xx	xx.xx	xx.xx	xx.xx
Canada	xx.xx	xx.xx	xx.xx	xx.xx	xx.xx	xx.xx	xx.xx	xx.xx
China	xx.xx	xx.xx	xx.xx	xx.xx	xx.xx	xx.xx	xx.xx	xx.xx
France	xx.xx	xx.xx	xx.xx	xx.xx	xx.xx	xx.xx	xx.xx	xx.xx
Germany	xx.xx	xx.xx	xx.xx	xx.xx	xx.xx	xx.xx	xx.xx	xx.xx
India	xx.xx	xx.xx	xx.xx	xx.xx	xx.xx	xx.xx	xx.xx	xx.xx
Italy	xx.xx	xx.xx	xx.xx	xx.xx	xx.xx	xx.xx	xx.xx	xx.xx
Japan	xx.xx	xx.xx	xx.xx	xx.xx	xx.xx	xx.xx	xx.xx	xx.xx
Mexico	xx.xx	xx.xx	xx.xx	xx.xx	xx.xx	xx.xx	xx.xx	xx.xx
Russia	xx.xx	xx.xx	xx.xx	xx.xx	xx.xx	xx.xx	xx.xx	xx.xx
South Korea	xx.xx	xx.xx	xx.xx	xx.xx	xx.xx	xx.xx	xx.xx	xx.xx
Spain	xx.xx	xx.xx	xx.xx	xx.xx	xx.xx	xx.xx	xx.xx	xx.xx
United Kingdom	xx.xx	xx.xx	xx.xx	xx.xx	xx.xx	xx.xx	xx.xx	xx.xx
United States	xx.xx	xx.xx	xx.xx	xx.xx	xx.xx	xx.xx	xx.xx	xx.xx
Others	xx.xx	xx.xx	xx.xx	xx.xx	xx.xx	xx.xx	xx.xx	xx.xx
Total	**xx.xx**	**xx.xx**	**xx.xx**	**xx.xx**	**xx.xx**	**xx.xx**	**xx.xx**	**xx.xx**

Sources & Evidence

1. NHS Supply Chain Framework Agreement for the Provision of Maintenance, Repair and Calibration Services for Medical Equipment (2021)

   · Taxonomy evidence: Best-effort, labor-only, and selected-component options corroborate standing obligations narrower than complete contractor responsibility. ([sccl.nhs.uk](https://www.sccl.nhs.uk/wp-content/uploads/2023/xx.xx/Maintenance-Framework-Agreement.pdf))

   · Taxonomy evidence: Preventive-maintenance-only and labor-only options establish standing cover narrower than comprehensive responsibility. ([sccl.nhs.uk](https://www.sccl.nhs.uk/wp-content/uploads/2023/xx.xx/Maintenance-Framework-Agreement.pdf))

2. A517 - Mercati di manutenzione di dispositivi diagnostici, Provvedimento n. 28620

   · Taxonomy evidence: Shared-risk terminology describes full-risk-style cover excluding some special replacement components. ([agcm.it](https://agcm.it/dotcmsCustom/getDominoAttach?urlStr=xx.xx.xx.xx%3A8080%2F41256297003874BD%2F0%2FB13F234DB1AF848FC12586DF00528DF4%2F%24File%2Fp28620.pdf))

3. Contracting in Medical Equipment Maintenance Services: An Empirical Investigation
   - Taxonomy evidence: Partial protection retains customer exposure to replacement-material costs. ([business.columbia.edu](https://business.columbia.edu/sites/default/files-efs/pubfiles/xx.xx/besbes_contracting.pdf))
   - Evidence informing base-year allocation inputs; displayed values and growth are calculated: Basic and partial plans constrain the narrower-standing-coverage model. ([business.columbia.edu](https://business.columbia.edu/sites/default/files-efs/pubfiles/xx.xx/besbes_contracting.pdf))
   - Evidence informing forecast-year allocation inputs; displayed values and growth are calculated: Basic and partial plans constrain the narrower-standing-coverage model. ([business.columbia.edu](https://business.columbia.edu/sites/default/files-efs/pubfiles/xx.xx/besbes_contracting.pdf))
4. GE HealthCare Technologies Inc. - 2025 Form 10-K
   - Evidence informing the 2023 market-value input; displayed series and growth include calculations: Reported services revenue of USD xx.xx supplies a historical commercial-activity proxy; it is broader than imaging maintenance.
   - Evidence informing the 2024 market-value input; displayed series and growth include calculations: Reported services revenue of USD xx.xx supplies the comparable historical proxy.
   - Evidence informing base-year allocation inputs; displayed values and growth are calculated: Destination-sales cross-check; broader than maintenance.
   - Evidence informing forecast-year allocation inputs; displayed values and growth are calculated: Destination-sales cross-check; broader than maintenance.
   - Evidence informing base-year allocation inputs; displayed values and growth are calculated: EMEA commercial-scale cross-check.
   - Evidence informing forecast-year allocation inputs; displayed values and growth are calculated: EMEA commercial-scale cross-check.
   - Evidence informing base-year allocation inputs; displayed values and growth are calculated: China commercial activity and 2025 growth counterevidence.
   - Evidence informing forecast-year allocation inputs; displayed values and growth are calculated: China commercial activity and 2025 growth counterevidence.
   - Evidence informing base-year allocation inputs; displayed values and growth are calculated: U.S. destination sales were USD xx.xx, not maintenance-only revenue.
   - Evidence informing forecast-year allocation inputs; displayed values and growth are calculated: U.S. destination sales were USD xx.xx, not maintenance-only revenue.
   - Evidence informing base-year allocation inputs; displayed values and growth are calculated: China destination sales were USD xx.xx; regional sales declined in 2025.
   - Evidence informing forecast-year allocation inputs; displayed values and growth are calculated: China destination sales were USD xx.xx; regional sales declined in 2025.
5. GE HealthCare Technologies Inc. - 2022 Form 10-K
   - Evidence informing the 2020 market-value input; displayed series and growth include calculations: Services revenue of USD xx.xx anchors the high-cost equipment cohort's historical activity index.
   - Evidence informing the 2021 market-value input; displayed series and growth include calculations: Services revenue of USD xx.xx supplies the comparable activity index.
   - Evidence informing the 2022 market-value input; displayed series and growth include calculations: Services revenue of USD xx.xx supplies the activity index. The filing attributes the services decline primarily to unfavorable currency effects.

6. Health at a Glance 2025 - Diagnostic Technologies
   - Evidence informing the 2032 market-value input; displayed series and growth include calculations: Long-run increases in imaging activity support continued equipment demand; examination volumes are not substituted for maintenance revenue.
   - Evidence informing the 2040 market-value input; displayed series and growth include calculations: The observed country variation and incomplete coverage constrain long-run stock-growth assumptions and prohibit uniform worldwide density extrapolation.
7. OnWatch Predict
   - Evidence informing the 2032 market-value input; displayed series and growth include calculations: Conditional reported benefits support considering a service-efficiency counterforce, not applying downtime reductions directly to service revenue.
   - Evidence informing the 2040 market-value input; displayed series and growth include calculations: The offering supports retaining human and component fulfillment costs in the long-run forecast; it does not establish autonomous servicing or engineer replacement.
8. Unite In-House Service Solutions
   - Evidence informing the 2032 market-value input; displayed series and growth include calculations: The retained-labor boundary supports the modeled purchased-scope counterforce, without measuring future adoption.
   - Evidence informing the 2040 market-value input; displayed series and growth include calculations: The offering supports maintaining a distinction between installed equipment obligations and externally purchased service expenditure.
9. Philips Standard Terms and Conditions of Service, Revision 23, April 2024
   - Evidence informing the 2032 market-value input; displayed series and growth include calculations: Published lifecycle terms condition post-End-of-Life repair on parts and trained-personnel availability and remove the earlier uptime guarantee. These constrain assumed indefinite support extension.
   - Evidence informing the 2040 market-value input; displayed series and growth include calculations: The lifecycle conditions support including retirement and support limitations in long-run growth assumptions, but do not establish a dated global withdrawal event.
10. Health at a Glance 2025 - Diagnostic Technologies
    - Evidence informing base-year allocation inputs; displayed values and growth are calculated: Imaging-stock comparator.
    - Evidence informing forecast-year allocation inputs; displayed values and growth are calculated: Imaging-stock comparator.
    - Evidence informing base-year allocation inputs; displayed values and growth are calculated: Coverage limitation.
    - Evidence informing forecast-year allocation inputs; displayed values and growth are calculated: Coverage limitation.
11. Health at a Glance: Latin America and the Caribbean 2023 - Medical Technologies
    - Evidence informing base-year allocation inputs; displayed values and growth are calculated: Brazil's CT and MRI densities anchor the equipment-linked expenditure proxy.
    - Evidence informing forecast-year allocation inputs; displayed values and growth are calculated: Brazil's CT and MRI densities anchor the equipment-linked expenditure proxy.
    - Evidence informing base-year allocation inputs; displayed values and growth are calculated: Heterogeneous regional equipment availability and partial coverage constrain the allocation model.
    - Evidence informing forecast-year allocation inputs; displayed values and growth are calculated: Heterogeneous regional equipment availability and partial coverage constrain the allocation model.

12. Health at a Glance: Asia/Pacific 2024 - Medical Technologies
    - Evidence informing base-year allocation inputs; displayed values and growth are calculated: Density and reimbursement-coverage anchors.
    - Evidence informing forecast-year allocation inputs; displayed values and growth are calculated: Density and reimbursement-coverage anchors.
    - Evidence informing base-year allocation inputs; displayed values and growth are calculated: High installed-density anchor.
    - Evidence informing forecast-year allocation inputs; displayed values and growth are calculated: High installed-density anchor.
    - Evidence informing base-year allocation inputs; displayed values and growth are calculated: Installed-density anchor.
    - Evidence informing forecast-year allocation inputs; displayed values and growth are calculated: Installed-density anchor.
    - Evidence informing base-year allocation inputs; displayed values and growth are calculated: Regional heterogeneity constrains uniform-density and uniform-access assumptions.
    - Evidence informing forecast-year allocation inputs; displayed values and growth are calculated: Regional heterogeneity constrains uniform-density and uniform-access assumptions.
13. Assessment of Breast Cancer Control Capacities in the WHO African Region in 2022
    - Evidence informing base-year allocation inputs; displayed values and growth are calculated: Survey coverage and equipment scarcity constrain extrapolation across Africa.
    - Evidence informing forecast-year allocation inputs; displayed values and growth are calculated: Survey coverage and equipment scarcity constrain extrapolation across Africa.
14. Hospital Equipment Maintenance Requirements - CMS Memorandum 14-07-Hospital
    - Evidence informing base-year allocation inputs; displayed values and growth are calculated: Imaging maintenance must follow manufacturer recommendations; this is not an exclusive OEM purchasing award.
    - Evidence informing forecast-year allocation inputs; displayed values and growth are calculated: Imaging maintenance must follow manufacturer recommendations; this is not an exclusive OEM purchasing award.
15. Managed Neutral Vendor Services - East of England Collaborative Procurement Hub
    - Evidence informing forecast-year allocation inputs; displayed values and growth are calculated: The framework starts January xx.xx 2026 and requires mini-competition; admission is not realized maintenance revenue.
16. Diagnostic Imaging Accreditation Scheme - Australian Commission on Safety and Quality in Health Care
    - Evidence informing base-year allocation inputs; displayed values and growth are calculated: Equipment-appropriate training, local licensing and records constrain service access, without measuring an outsourcing share.
    - Evidence informing forecast-year allocation inputs; displayed values and growth are calculated: Equipment-appropriate training, local licensing and records constrain service access, without measuring an outsourcing share.
17. Appendix 3: Framework Agreement Specification-Maintenance, Repair and Calibration of Medical Equipment
    - Evidence informing base-year allocation inputs; displayed values and growth are calculated: Preventive-only, labor-only and component-limited options establish narrower standing obligations. ([sccl.nhs.uk](https://www.sccl.nhs.uk/wp-content/uploads/2023/xx.xx/Maintenance-Appendix-xx.xx-Framework-Specification.pdf))
    - Evidence informing forecast-year allocation inputs; displayed values and growth are calculated: Preventive-only, labor-only and component-limited options establish narrower standing obligations. ([sccl.nhs.uk](https://www.sccl.nhs.uk/wp-content/uploads/2023/xx.xx/Maintenance-Appendix-xx.xx-Framework-Specification.pdf))

18. What's Included in Preventative Maintenance?

- Evidence informing base-year allocation inputs; displayed values and growth are calculated: Separately offered PM-only pricing constrains the relative-payment assumption for narrower coverage. ([blockimaging.com](https://www.blockimaging.com/blog/bid/xx.xx/what-s-included-in-imaging-equipment-preventative-maintenance-really))
- Evidence informing forecast-year allocation inputs; displayed values and growth are calculated: Separately offered PM-only pricing constrains the relative-payment assumption for narrower coverage. ([blockimaging.com](https://www.blockimaging.com/blog/bid/xx.xx/what-s-included-in-imaging-equipment-preventative-maintenance-really))

14.3. Event-Specific Service

Table 142. Global Medical Imaging Equipment Maintenance Services Market Size, by Event-Specific Service, by Region, 2017-2040 (USD Million)

Region	2017	2024	2025	2026	2027	2032	2040	CAGR (%)
Africa	xx.xx	xx.xx	xx.xx	xx.xx	xx.xx	xx.xx	xx.xx	xx.xx
Asia-Pacific	xx.xx	xx.xx	xx.xx	xx.xx	xx.xx	xx.xx	xx.xx	xx.xx
Europe	xx.xx	xx.xx	xx.xx	xx.xx	xx.xx	xx.xx	xx.xx	xx.xx
Latin America	xx.xx	xx.xx	xx.xx	xx.xx	xx.xx	xx.xx	xx.xx	xx.xx
Middle East	xx.xx	xx.xx	xx.xx	xx.xx	xx.xx	xx.xx	xx.xx	xx.xx
North America	xx.xx	xx.xx	xx.xx	xx.xx	xx.xx	xx.xx	xx.xx	xx.xx
Total	**xx.xx**	**xx.xx**	**xx.xx**	**xx.xx**	**xx.xx**	**xx.xx**	**xx.xx**	**xx.xx**

Table 143. Global Medical Imaging Equipment Maintenance Services Market Size, by Event-Specific Service, by Group, 2017-2040 (USD Million)

Group	2017	2024	2025	2026	2027	2032	2040	CAGR (%)
ASEAN	xx.xx	xx.xx	xx.xx	xx.xx	xx.xx	xx.xx	xx.xx	xx.xx
BRICS	xx.xx	xx.xx	xx.xx	xx.xx	xx.xx	xx.xx	xx.xx	xx.xx
European Union	xx.xx	xx.xx	xx.xx	xx.xx	xx.xx	xx.xx	xx.xx	xx.xx
G7	xx.xx	xx.xx	xx.xx	xx.xx	xx.xx	xx.xx	xx.xx	xx.xx
GCC	xx.xx	xx.xx	xx.xx	xx.xx	xx.xx	xx.xx	xx.xx	xx.xx
NATO	xx.xx	xx.xx	xx.xx	xx.xx	xx.xx	xx.xx	xx.xx	xx.xx

Table 144. Global Medical Imaging Equipment Maintenance Services Market Size, by Event-Specific Service, by Country, 2017-2040 (USD Million)

Country	2017	2024	2025	2026	2027	2032	2040	CAGR (%)
Australia	xx.xx	xx.xx	xx.xx	xx.xx	xx.xx	xx.xx	xx.xx	xx.xx
Brazil	xx.xx	xx.xx	xx.xx	xx.xx	xx.xx	xx.xx	xx.xx	xx.xx
Canada	xx.xx	xx.xx	xx.xx	xx.xx	xx.xx	xx.xx	xx.xx	xx.xx
China	xx.xx	xx.xx	xx.xx	xx.xx	xx.xx	xx.xx	xx.xx	xx.xx
France	xx.xx	xx.xx	xx.xx	xx.xx	xx.xx	xx.xx	xx.xx	xx.xx
Germany	xx.xx	xx.xx	xx.xx	xx.xx	xx.xx	xx.xx	xx.xx	xx.xx
India	xx.xx	xx.xx	xx.xx	xx.xx	xx.xx	xx.xx	xx.xx	xx.xx
Italy	xx.xx	xx.xx	xx.xx	xx.xx	xx.xx	xx.xx	xx.xx	xx.xx
Japan	xx.xx	xx.xx	xx.xx	xx.xx	xx.xx	xx.xx	xx.xx	xx.xx
Mexico	xx.xx	xx.xx	xx.xx	xx.xx	xx.xx	xx.xx	xx.xx	xx.xx
Russia	xx.xx	xx.xx	xx.xx	xx.xx	xx.xx	xx.xx	xx.xx	xx.xx
South Korea	xx.xx	xx.xx	xx.xx	xx.xx	xx.xx	xx.xx	xx.xx	xx.xx
Spain	xx.xx	xx.xx	xx.xx	xx.xx	xx.xx	xx.xx	xx.xx	xx.xx
United Kingdom	xx.xx	xx.xx	xx.xx	xx.xx	xx.xx	xx.xx	xx.xx	xx.xx
United States	xx.xx	xx.xx	xx.xx	xx.xx	xx.xx	xx.xx	xx.xx	xx.xx
Others	xx.xx	xx.xx	xx.xx	xx.xx	xx.xx	xx.xx	xx.xx	xx.xx
Total	**xx.xx**	**xx.xx**	**xx.xx**	**xx.xx**	**xx.xx**	**xx.xx**	**xx.xx**	**xx.xx**

Sources & Evidence

1. High-Tech Medical Equipment: VA Has Opportunities to Improve Its Acquisition of Maintenance Services
   - Taxonomy evidence: Medical centers can separately purchase a one-time preventive service or emergency X-ray repair rather than standing maintenance protection. Findings concern selected U.S. centers, not global prevalence. ([gao.gov](https://www.gao.gov/assets/gao-xx.xx-xx.xx.pdf))
   - Taxonomy evidence: Medical centers can separately commission one-time preventive maintenance or emergency imaging-equipment repairs. ([gao.gov](https://www.gao.gov/assets/gao-xx.xx-xx.xx.pdf))
2. A517 - Mercati di manutenzione di dispositivi diagnostici, Provvedimento n. 28620
   - Taxonomy evidence: The decision identifies on-call maintenance without an ongoing contractual relationship, including support for end-of-service equipment. ([agcm.it](https://agcm.it/dotcmsCustom/getDominoAttach?urlStr=xx.xx.xx.xx%3A8080%2F41256297003874BD%2F0%2FB13F234DB1AF848FC12586DF00528DF4%2F%24File%2Fp28620.pdf))
3. Portable Ultrasound Repair Depot | MXR Imaging
   - Taxonomy evidence: The advertised purchase concerns a defined repair job; its warranty applies to the repaired portion rather than unrestricted ongoing system maintenance. ([mxrimaging.com](https://mxrimaging.com/portable-ultrasound-depot-repair/))

4. GE HealthCare Technologies Inc. - 2025 Form 10-K
   - Evidence informing the 2023 market-value input; displayed series and growth include calculations: Reported services revenue of USD xx.xx supplies a historical commercial-activity proxy; it is broader than imaging maintenance.
   - Evidence informing the 2024 market-value input; displayed series and growth include calculations: Reported services revenue of USD xx.xx supplies the comparable historical proxy.
   - Evidence informing base-year allocation inputs; displayed values and growth are calculated: Destination-sales cross-check; broader than maintenance.
   - Evidence informing forecast-year allocation inputs; displayed values and growth are calculated: Destination-sales cross-check; broader than maintenance.
   - Evidence informing base-year allocation inputs; displayed values and growth are calculated: EMEA commercial-scale cross-check.
   - Evidence informing forecast-year allocation inputs; displayed values and growth are calculated: EMEA commercial-scale cross-check.
   - Evidence informing base-year allocation inputs; displayed values and growth are calculated: China commercial activity and 2025 growth counterevidence.
   - Evidence informing forecast-year allocation inputs; displayed values and growth are calculated: China commercial activity and 2025 growth counterevidence.
   - Evidence informing base-year allocation inputs; displayed values and growth are calculated: U.S. destination sales were USD xx.xx, not maintenance-only revenue.
   - Evidence informing forecast-year allocation inputs; displayed values and growth are calculated: U.S. destination sales were USD xx.xx, not maintenance-only revenue.
   - Evidence informing base-year allocation inputs; displayed values and growth are calculated: China destination sales were USD xx.xx; regional sales declined in 2025.
   - Evidence informing forecast-year allocation inputs; displayed values and growth are calculated: China destination sales were USD xx.xx; regional sales declined in 2025.
5. GE HealthCare Technologies Inc. - 2022 Form 10-K
   - Evidence informing the 2020 market-value input; displayed series and growth include calculations: Services revenue of USD xx.xx anchors the high-cost equipment cohort's historical activity index.
   - Evidence informing the 2021 market-value input; displayed series and growth include calculations: Services revenue of USD xx.xx supplies the comparable activity index.
   - Evidence informing the 2022 market-value input; displayed series and growth include calculations: Services revenue of USD xx.xx supplies the activity index. The filing attributes the services decline primarily to unfavorable currency effects.
6. Health at a Glance 2025 - Diagnostic Technologies
   - Evidence informing the 2032 market-value input; displayed series and growth include calculations: Long-run increases in imaging activity support continued equipment demand; examination volumes are not substituted for maintenance revenue.
   - Evidence informing the 2040 market-value input; displayed series and growth include calculations: The observed country variation and incomplete coverage constrain long-run stock-growth assumptions and prohibit uniform worldwide density extrapolation.
7. OnWatch Predict
   - Evidence informing the 2032 market-value input; displayed series and growth include calculations: Conditional reported benefits support considering a service-efficiency counterforce, not applying downtime reductions directly to service revenue.
   - Evidence informing the 2040 market-value input; displayed series and growth include calculations: The offering supports retaining human and component fulfillment costs in the long-run forecast; it does not establish autonomous servicing or engineer replacement.

8. Unite In-House Service Solutions
   - Evidence informing the 2032 market-value input; displayed series and growth include calculations: The retained-labor boundary supports the modeled purchased-scope counterforce, without measuring future adoption.
   - Evidence informing the 2040 market-value input; displayed series and growth include calculations: The offering supports maintaining a distinction between installed equipment obligations and externally purchased service expenditure.
9. Philips Standard Terms and Conditions of Service, Revision 23, April 2024
   - Evidence informing the 2032 market-value input; displayed series and growth include calculations: Published lifecycle terms condition post-End-of-Life repair on parts and trained-personnel availability and remove the earlier uptime guarantee. These constrain assumed indefinite support extension.
   - Evidence informing the 2040 market-value input; displayed series and growth include calculations: The lifecycle conditions support including retirement and support limitations in long-run growth assumptions, but do not establish a dated global withdrawal event.
10. Health at a Glance 2025 - Diagnostic Technologies
    - Evidence informing base-year allocation inputs; displayed values and growth are calculated: Imaging-stock comparator.
    - Evidence informing forecast-year allocation inputs; displayed values and growth are calculated: Imaging-stock comparator.
    - Evidence informing base-year allocation inputs; displayed values and growth are calculated: Coverage limitation.
    - Evidence informing forecast-year allocation inputs; displayed values and growth are calculated: Coverage limitation.
11. Health at a Glance: Latin America and the Caribbean 2023 - Medical Technologies
    - Evidence informing base-year allocation inputs; displayed values and growth are calculated: Brazil's CT and MRI densities anchor the equipment-linked expenditure proxy.
    - Evidence informing forecast-year allocation inputs; displayed values and growth are calculated: Brazil's CT and MRI densities anchor the equipment-linked expenditure proxy.
    - Evidence informing base-year allocation inputs; displayed values and growth are calculated: Heterogeneous regional equipment availability and partial coverage constrain the allocation model.
    - Evidence informing forecast-year allocation inputs; displayed values and growth are calculated: Heterogeneous regional equipment availability and partial coverage constrain the allocation model.
12. Health at a Glance: Asia/Pacific 2024 - Medical Technologies
    - Evidence informing base-year allocation inputs; displayed values and growth are calculated: Density and reimbursement-coverage anchors.
    - Evidence informing forecast-year allocation inputs; displayed values and growth are calculated: Density and reimbursement-coverage anchors.
    - Evidence informing base-year allocation inputs; displayed values and growth are calculated: High installed-density anchor.
    - Evidence informing forecast-year allocation inputs; displayed values and growth are calculated: High installed-density anchor.
    - Evidence informing base-year allocation inputs; displayed values and growth are calculated: Installed-density anchor.
    - Evidence informing forecast-year allocation inputs; displayed values and growth are calculated: Installed-density anchor.
    - Evidence informing base-year allocation inputs; displayed values and growth are calculated: Regional heterogeneity constrains uniform-density and uniform-access assumptions.
    - Evidence informing forecast-year allocation inputs; displayed values and growth are calculated: Regional heterogeneity constrains uniform-density and uniform-access assumptions.

13. Assessment of Breast Cancer Control Capacities in the WHO African Region in 2022
    - Evidence informing base-year allocation inputs; displayed values and growth are calculated: Survey coverage and equipment scarcity constrain extrapolation across Africa.
    - Evidence informing forecast-year allocation inputs; displayed values and growth are calculated: Survey coverage and equipment scarcity constrain extrapolation across Africa.
14. Hospital Equipment Maintenance Requirements - CMS Memorandum 14-07-Hospital
    - Evidence informing base-year allocation inputs; displayed values and growth are calculated: Imaging maintenance must follow manufacturer recommendations; this is not an exclusive OEM purchasing award.
    - Evidence informing forecast-year allocation inputs; displayed values and growth are calculated: Imaging maintenance must follow manufacturer recommendations; this is not an exclusive OEM purchasing award.
15. Managed Neutral Vendor Services - East of England Collaborative Procurement Hub
    - Evidence informing forecast-year allocation inputs; displayed values and growth are calculated: The framework starts January xx.xx 2026 and requires mini-competition; admission is not realized maintenance revenue.
16. Diagnostic Imaging Accreditation Scheme - Australian Commission on Safety and Quality in Health Care
    - Evidence informing base-year allocation inputs; displayed values and growth are calculated: Equipment-appropriate training, local licensing and records constrain service access, without measuring an outsourcing share.
    - Evidence informing forecast-year allocation inputs; displayed values and growth are calculated: Equipment-appropriate training, local licensing and records constrain service access, without measuring an outsourcing share.

14.4. Shared Maintenance Coverage

Table 145. Global Medical Imaging Equipment Maintenance Services Market Size, by Shared Maintenance Coverage, by Region, 2017-2040 (USD Million)

Region	2017	2024	2025	2026	2027	2032	2040	CAGR (%)
Africa	xx.xx	xx.xx	xx.xx	xx.xx	xx.xx	xx.xx	xx.xx	xx.xx
Asia-Pacific	xx.xx	xx.xx	xx.xx	xx.xx	xx.xx	xx.xx	xx.xx	xx.xx
Europe	xx.xx	xx.xx	xx.xx	xx.xx	xx.xx	xx.xx	xx.xx	xx.xx
Latin America	xx.xx	xx.xx	xx.xx	xx.xx	xx.xx	xx.xx	xx.xx	xx.xx
Middle East	xx.xx	xx.xx	xx.xx	xx.xx	xx.xx	xx.xx	xx.xx	xx.xx
North America	xx.xx	xx.xx	xx.xx	xx.xx	xx.xx	xx.xx	xx.xx	xx.xx
Total	**xx.xx**	**xx.xx**	**xx.xx**	**xx.xx**	**xx.xx**	**xx.xx**	**xx.xx**	**xx.xx**

Table 146. Global Medical Imaging Equipment Maintenance Services Market Size, by Shared Maintenance Coverage, by Group, 2017-2040 (USD Million)

Group	2017	2024	2025	2026	2027	2032	2040	CAGR (%)
ASEAN	xx.xx	xx.xx	xx.xx	xx.xx	xx.xx	xx.xx	xx.xx	xx.xx
BRICS	xx.xx	xx.xx	xx.xx	xx.xx	xx.xx	xx.xx	xx.xx	xx.xx
European Union	xx.xx	xx.xx	xx.xx	xx.xx	xx.xx	xx.xx	xx.xx	xx.xx
G7	xx.xx	xx.xx	xx.xx	xx.xx	xx.xx	xx.xx	xx.xx	xx.xx
GCC	xx.xx	xx.xx	xx.xx	xx.xx	xx.xx	xx.xx	xx.xx	xx.xx
NATO	xx.xx	xx.xx	xx.xx	xx.xx	xx.xx	xx.xx	xx.xx	xx.xx

Table 147. Global Medical Imaging Equipment Maintenance Services Market Size, by Shared Maintenance Coverage, by Country, 2017-2040 (USD Million)

Country	2017	2024	2025	2026	2027	2032	2040	CAGR (%)
Australia	xx.xx	xx.xx	xx.xx	xx.xx	xx.xx	xx.xx	xx.xx	xx.xx
Brazil	xx.xx	xx.xx	xx.xx	xx.xx	xx.xx	xx.xx	xx.xx	xx.xx
Canada	xx.xx	xx.xx	xx.xx	xx.xx	xx.xx	xx.xx	xx.xx	xx.xx
China	xx.xx	xx.xx	xx.xx	xx.xx	xx.xx	xx.xx	xx.xx	xx.xx
France	xx.xx	xx.xx	xx.xx	xx.xx	xx.xx	xx.xx	xx.xx	xx.xx
Germany	xx.xx	xx.xx	xx.xx	xx.xx	xx.xx	xx.xx	xx.xx	xx.xx
India	xx.xx	xx.xx	xx.xx	xx.xx	xx.xx	xx.xx	xx.xx	xx.xx
Italy	xx.xx	xx.xx	xx.xx	xx.xx	xx.xx	xx.xx	xx.xx	xx.xx
Japan	xx.xx	xx.xx	xx.xx	xx.xx	xx.xx	xx.xx	xx.xx	xx.xx
Mexico	xx.xx	xx.xx	xx.xx	xx.xx	xx.xx	xx.xx	xx.xx	xx.xx
Russia	xx.xx	xx.xx	xx.xx	xx.xx	xx.xx	xx.xx	xx.xx	xx.xx
South Korea	xx.xx	xx.xx	xx.xx	xx.xx	xx.xx	xx.xx	xx.xx	xx.xx
Spain	xx.xx	xx.xx	xx.xx	xx.xx	xx.xx	xx.xx	xx.xx	xx.xx
United Kingdom	xx.xx	xx.xx	xx.xx	xx.xx	xx.xx	xx.xx	xx.xx	xx.xx
United States	xx.xx	xx.xx	xx.xx	xx.xx	xx.xx	xx.xx	xx.xx	xx.xx
Others	xx.xx	xx.xx	xx.xx	xx.xx	xx.xx	xx.xx	xx.xx	xx.xx
Total	**xx.xx**	**xx.xx**	**xx.xx**	**xx.xx**	**xx.xx**	**xx.xx**	**xx.xx**	**xx.xx**

Sources & Evidence

1. High-Tech Medical Equipment: VA Has Opportunities to Improve Its Acquisition of Maintenance Services
   - Taxonomy evidence: The illustrated shared-service arrangement divides responsibility between the vendor and medical-center staff, independently corroborating work sharing rather than merely retained parts-cost risk. ([gao.gov](https://www.gao.gov/assets/gao-xx.xx-xx.xx.pdf))

2. NHS Supply Chain Framework Agreement for the Provision of Maintenance, Repair and Calibration Services for Medical Equipment (2021)
   · Taxonomy evidence: Collaborative first-line cover is expressly identified among the purchasing options. ([sccl.nhs.uk](https://www.sccl.nhs.uk/wp-content/uploads/2023/xx.xx/Maintenance-Framework-Agreement.pdf))
3. A517 - Mercati di manutenzione di dispositivi diagnostici, Provvedimento n. 28620
   · Taxonomy evidence: The decision distinguishes shared maintenance, in which healthcare-facility staff perform part of the maintenance, from full-risk and shared-risk contractual forms. ([agcm.it](https://agcm.it/dotcmsCustom/getDominoAttach?urlStr=xx.xx.xx.xx%3A8080%2F41256297003874BD%2F0%2FB13F234DB1AF848FC12586DF00528DF4%2F%24File%2Fp28620.pdf))
4. GE HealthCare Technologies Inc. - 2025 Form 10-K
   · Evidence informing the 2023 market-value input; displayed series and growth include calculations: Reported services revenue of USD xx.xx supplies a historical commercial-activity proxy; it is broader than imaging maintenance.
   · Evidence informing the 2024 market-value input; displayed series and growth include calculations: Reported services revenue of USD xx.xx supplies the comparable historical proxy.
   · Evidence informing base-year allocation inputs; displayed values and growth are calculated: Destination-sales cross-check; broader than maintenance.
   · Evidence informing forecast-year allocation inputs; displayed values and growth are calculated: Destination-sales cross-check; broader than maintenance.
   · Evidence informing base-year allocation inputs; displayed values and growth are calculated: EMEA commercial-scale cross-check.
   · Evidence informing forecast-year allocation inputs; displayed values and growth are calculated: EMEA commercial-scale cross-check.
   · Evidence informing base-year allocation inputs; displayed values and growth are calculated: China commercial activity and 2025 growth counterevidence.
   · Evidence informing forecast-year allocation inputs; displayed values and growth are calculated: China commercial activity and 2025 growth counterevidence.
   · Evidence informing base-year allocation inputs; displayed values and growth are calculated: U.S. destination sales were USD xx.xx, not maintenance-only revenue.
   · Evidence informing forecast-year allocation inputs; displayed values and growth are calculated: U.S. destination sales were USD xx.xx, not maintenance-only revenue.
   · Evidence informing base-year allocation inputs; displayed values and growth are calculated: China destination sales were USD xx.xx; regional sales declined in 2025.
   · Evidence informing forecast-year allocation inputs; displayed values and growth are calculated: China destination sales were USD xx.xx; regional sales declined in 2025.
5. GE HealthCare Technologies Inc. - 2022 Form 10-K
   · Evidence informing the 2020 market-value input; displayed series and growth include calculations: Services revenue of USD xx.xx anchors the high-cost equipment cohort's historical activity index.
   · Evidence informing the 2021 market-value input; displayed series and growth include calculations: Services revenue of USD xx.xx supplies the comparable activity index.
   · Evidence informing the 2022 market-value input; displayed series and growth include calculations: Services revenue of USD xx.xx supplies the activity index. The filing attributes the services decline primarily to unfavorable currency effects.
6. Health at a Glance 2025 - Diagnostic Technologies
   · Evidence informing the 2032 market-value input; displayed series and growth include calculations: Long-run increases in imaging activity support continued equipment demand; examination volumes are not substituted for maintenance revenue.
   · Evidence informing the 2040 market-value input; displayed series and growth include calculations: The observed country variation and incomplete coverage constrain long-run stock-growth assumptions and prohibit uniform worldwide density extrapolation.

7. OnWatch Predict
   - Evidence informing the 2032 market-value input; displayed series and growth include calculations: Conditional reported benefits support considering a service-efficiency counterforce, not applying downtime reductions directly to service revenue.
   - Evidence informing the 2040 market-value input; displayed series and growth include calculations: The offering supports retaining human and component fulfillment costs in the long-run forecast; it does not establish autonomous servicing or engineer replacement.
8. Unite In-House Service Solutions
   - Evidence informing the 2032 market-value input; displayed series and growth include calculations: The retained-labor boundary supports the modeled purchased-scope counterforce, without measuring future adoption.
   - Evidence informing the 2040 market-value input; displayed series and growth include calculations: The offering supports maintaining a distinction between installed equipment obligations and externally purchased service expenditure.
   - Evidence informing base-year allocation inputs; displayed values and growth are calculated: The offering excludes included onsite and planned-maintenance labor, supporting retained-work and purchased-payment distinctions, not observed adoption. ([gehealthcare.com](https://www.gehealthcare.com/en/services/unite-in-house))
   - Evidence informing forecast-year allocation inputs; displayed values and growth are calculated: The offering excludes included onsite and planned-maintenance labor, supporting retained-work and purchased-payment distinctions, not observed adoption. ([gehealthcare.com](https://www.gehealthcare.com/en/services/unite-in-house))
9. Philips Standard Terms and Conditions of Service, Revision 23, April 2024
   - Evidence informing the 2032 market-value input; displayed series and growth include calculations: Published lifecycle terms condition post-End-of-Life repair on parts and trained-personnel availability and remove the earlier uptime guarantee. These constrain assumed indefinite support extension.
   - Evidence informing the 2040 market-value input; displayed series and growth include calculations: The lifecycle conditions support including retirement and support limitations in long-run growth assumptions, but do not establish a dated global withdrawal event.
10. Health at a Glance 2025 - Diagnostic Technologies
    - Evidence informing base-year allocation inputs; displayed values and growth are calculated: Imaging-stock comparator.
    - Evidence informing forecast-year allocation inputs; displayed values and growth are calculated: Imaging-stock comparator.
    - Evidence informing base-year allocation inputs; displayed values and growth are calculated: Coverage limitation.
    - Evidence informing forecast-year allocation inputs; displayed values and growth are calculated: Coverage limitation.
11. Health at a Glance: Latin America and the Caribbean 2023 - Medical Technologies
    - Evidence informing base-year allocation inputs; displayed values and growth are calculated: Brazil's CT and MRI densities anchor the equipment-linked expenditure proxy.
    - Evidence informing forecast-year allocation inputs; displayed values and growth are calculated: Brazil's CT and MRI densities anchor the equipment-linked expenditure proxy.
    - Evidence informing base-year allocation inputs; displayed values and growth are calculated: Heterogeneous regional equipment availability and partial coverage constrain the allocation model.
    - Evidence informing forecast-year allocation inputs; displayed values and growth are calculated: Heterogeneous regional equipment availability and partial coverage constrain the allocation model.

12. Health at a Glance: Asia/Pacific 2024 - Medical Technologies
    - Evidence informing base-year allocation inputs; displayed values and growth are calculated: Density and reimbursement-coverage anchors.
    - Evidence informing forecast-year allocation inputs; displayed values and growth are calculated: Density and reimbursement-coverage anchors.
    - Evidence informing base-year allocation inputs; displayed values and growth are calculated: High installed-density anchor.
    - Evidence informing forecast-year allocation inputs; displayed values and growth are calculated: High installed-density anchor.
    - Evidence informing base-year allocation inputs; displayed values and growth are calculated: Installed-density anchor.
    - Evidence informing forecast-year allocation inputs; displayed values and growth are calculated: Installed-density anchor.
    - Evidence informing base-year allocation inputs; displayed values and growth are calculated: Regional heterogeneity constrains uniform-density and uniform-access assumptions.
    - Evidence informing forecast-year allocation inputs; displayed values and growth are calculated: Regional heterogeneity constrains uniform-density and uniform-access assumptions.
13. Assessment of Breast Cancer Control Capacities in the WHO African Region in 2022
    - Evidence informing base-year allocation inputs; displayed values and growth are calculated: Survey coverage and equipment scarcity constrain extrapolation across Africa.
    - Evidence informing forecast-year allocation inputs; displayed values and growth are calculated: Survey coverage and equipment scarcity constrain extrapolation across Africa.
14. Hospital Equipment Maintenance Requirements - CMS Memorandum 14-07-Hospital
    - Evidence informing base-year allocation inputs; displayed values and growth are calculated: Imaging maintenance must follow manufacturer recommendations; this is not an exclusive OEM purchasing award.
    - Evidence informing forecast-year allocation inputs; displayed values and growth are calculated: Imaging maintenance must follow manufacturer recommendations; this is not an exclusive OEM purchasing award.
15. Managed Neutral Vendor Services - East of England Collaborative Procurement Hub
    - Evidence informing forecast-year allocation inputs; displayed values and growth are calculated: The framework starts January xx.xx 2026 and requires mini-competition; admission is not realized maintenance revenue.
16. Diagnostic Imaging Accreditation Scheme - Australian Commission on Safety and Quality in Health Care
    - Evidence informing base-year allocation inputs; displayed values and growth are calculated: Equipment-appropriate training, local licensing and records constrain service access, without measuring an outsourcing share.
    - Evidence informing forecast-year allocation inputs; displayed values and growth are calculated: Equipment-appropriate training, local licensing and records constrain service access, without measuring an outsourcing share.
17. Appendix 3: Framework Agreement Specification-Maintenance, Repair and Calibration of Medical Equipment
    - Evidence informing base-year allocation inputs; displayed values and growth are calculated: Collaborative cover explicitly divides work between buyer and supplier. ([sccl.nhs.uk](https://www.sccl.nhs.uk/wp-content/uploads/2023/xx.xx/Maintenance-Appendix-xx.xx-Framework-Specification.pdf))
    - Evidence informing forecast-year allocation inputs; displayed values and growth are calculated: Collaborative cover explicitly divides work between buyer and supplier. ([sccl.nhs.uk](https://www.sccl.nhs.uk/wp-content/uploads/2023/xx.xx/Maintenance-Appendix-xx.xx-Framework-Specification.pdf))

15. Medical Imaging Equipment Maintenance Services Market, by Pricing Model

Pricing Model changes which expenditure the buyer commits to, independently of provider identity or vendor breadth. Historical CT and MRI contract research distinguishes Fixed Periodic Fees covering repair labor and parts from arrangements combining fixed labor protection with variable parts charges. ■■■ ■■■■■■ ■■■■■■■■■■ ■■■■■■ ■■■■■■■■ ■■■■■ ■■■■■■■■■■■■ ■■■■■■■ ■ ■■■■■■■■■■■■■■■■■■ ■■■■■■■■■■■ ■■■ ■ ■■■■■■■■■ ■■■■■■■■■■ ■■■■ ■■■■■■■ ■■■■■■■■■ ■■■■■■■■■■ ■■■■■■■■ ■■■■■■■ ■■■■■■■■■■■■ ■■■■■■ ■■■■■■ ■■■■■ ■■■ ■■■■■■■ ■■■■■■■■■■ ■■■ ■■■■■■■■ ■■■■■■■■■ ■■■■■■ ■■■■■■■■■ ■ ■■■■■■■ ■■■■■■■■■■

Fixed Per-Event Fees create certainty around an accepted job rather than an unrestricted future obligation. MXR Imaging advertises flat-rate portable-ultrasound repair subject to repairability exclusions and alternative quotations. ■■■■■ ■■■■■■■ ■■■■■■■■■■ ■■■■■■■■■■ ■ ■■■■■■■■■■■■■■■■■■ ■■■■■■■ ■■■■■■■ ■■■■■■ ■■■■■■ ■■■■■■■■■■■ ■■■■■■■■ ■■ ■ ■■■■■■■■ ■■■■■■ ■■■■ ■■■■■■■■■■■■■ ■■ ■■■■■■■■■■ ■■■■■■■ ■■■ ■■■■■■■■■■ ■■ ■■■ ■■■ ■■■■■■■■■ ■■■■ ■■■■■ ■■■ ■■■■■■ ■■■■■■■ ■■■■■■■■■■■ ■■■ ■■■■■■■■■■■ ■■■■■■ ■■■■■■■■■■■■■■■■■■■■ ■■■■■■■■ ■■ ■■■■■■ ■■■■■■■■■■■ ■■■■■■ ■■■■■■■ ■■■■■■■■■■ ■■■■ ■■■■■■■■■■■ ■■■■ ■■■ ■■■■■ ■■■■■■

■■■■■■■■■■■ ■■■■ ■■■■■■■■■ ■ ■■■■■■■■■ ■■■■■■■■■■■ ■■■■■■■■■■■ ■■ ■■■■■■■■■■■■ ■■■■■■ ■■■■■■■ ■■■■■■■■■■ ■■■■■■ ■■■■ ■■■ ■■■■■■ ■■■■■■■■■ ■■■■■■ ■■ ■■■■■■ ■■■■■■■■■ ■■■■■■ ■■■■ ■■■■■■■■■■■■ ■ ■■■■■■■■ ■■■■■■■■■■■■■ ■■■ ■ ■■■■■■ ■■■■■■■■■ ■■■ ■ ■■■■■■■■■ ■■■■■■■■■ Before choosing this model, the buyer should establish eligible assets, the contractual usage measure, measurement authority, minimum commitments, and included maintenance. A periodic arrangement may be preferable when a stable covered obligation matters more than aligning payments with activity; usage linkage is unsuitable when those billing responsibilities cannot be agreed.

Figure 24. Global Medical Imaging Equipment Maintenance Services Market Size, by Pricing Model, 2025 (%)

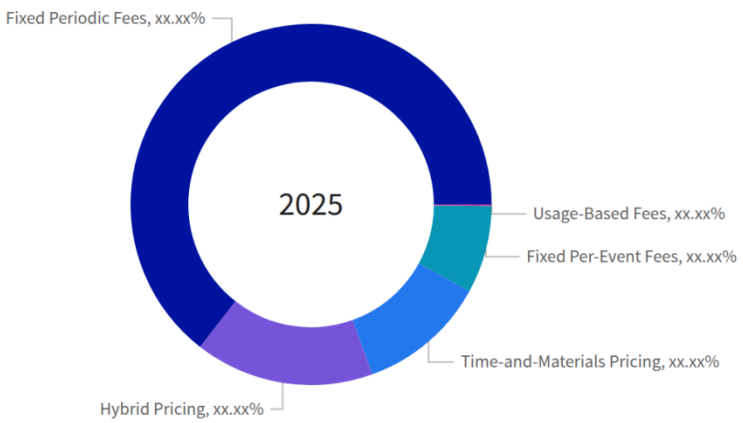

Figure 25. Global Medical Imaging Equipment Maintenance Services Market, by Pricing Model, 2032 (USD Million)

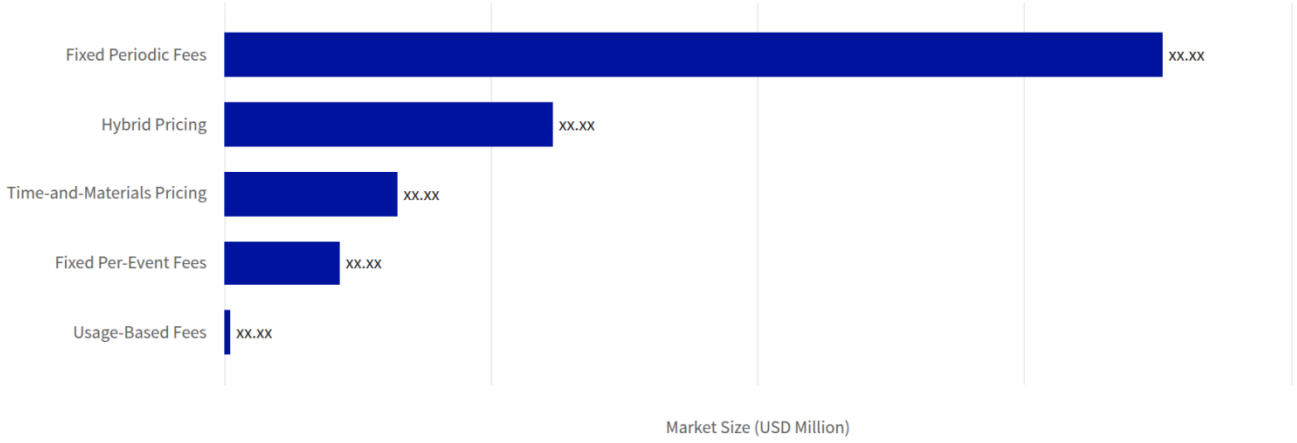

Table 148. Global Medical Imaging Equipment Maintenance Services Market, by Pricing Model growth contribution, 2025-2032

Category	2025 value (USD Million)	2032 value (USD Million)	Added value (USD Million)	2025 share (%)	2032 share (%)	Change (pp)	Growth share (%)	CAGR (%)
Fixed Per-Event Fees	xx.xx	xx.xx	xx.xx	xx.xx	xx.xx	xx.xx	xx.xx	xx.xx
Fixed Periodic Fees	xx.xx	xx.xx	xx.xx	xx.xx	xx.xx	xx.xx	xx.xx	xx.xx
Hybrid Pricing	xx.xx	xx.xx	xx.xx	xx.xx	xx.xx	xx.xx	xx.xx	xx.xx
Time-and-Materials Pricing	xx.xx	xx.xx	xx.xx	xx.xx	xx.xx	xx.xx	xx.xx	xx.xx
Usage-Based Fees	xx.xx	xx.xx	xx.xx	xx.xx	xx.xx	xx.xx	xx.xx	xx.xx
Scope total	**xx.xx**	**xx.xx**	**xx.xx**	**xx.xx**	**xx.xx**	**xx.xx**	**xx.xx**	**xx.xx**

Table 149. Global Medical Imaging Equipment Maintenance Services Market Size, by Pricing Model, 2017-2040 (USD Million)

Pricing Model	2017	2024	2025	2026	2027	2032	2040	CAGR (%)
Fixed Per-Event Fees	xx.xx	xx.xx	xx.xx	xx.xx	xx.xx	xx.xx	xx.xx	xx.xx
Fixed Periodic Fees	xx.xx	xx.xx	xx.xx	xx.xx	xx.xx	xx.xx	xx.xx	xx.xx
Hybrid Pricing	xx.xx	xx.xx	xx.xx	xx.xx	xx.xx	xx.xx	xx.xx	xx.xx
Time-and-Materials Pricing	xx.xx	xx.xx	xx.xx	xx.xx	xx.xx	xx.xx	xx.xx	xx.xx
Usage-Based Fees	xx.xx	xx.xx	xx.xx	xx.xx	xx.xx	xx.xx	xx.xx	xx.xx
Total	**xx.xx**	**xx.xx**	**xx.xx**	**xx.xx**	**xx.xx**	**xx.xx**	**xx.xx**	**xx.xx**

Sources & Evidence

1. Flexible Multi-Vendor Medical Imaging Equipment Service
   - Block Imaging advertises a Time & Materials service option; the page does not establish a particular customer's billing terms. ([blockimaging.com](https://www.blockimaging.com/service))
   - Evidence informing base-year allocation inputs; displayed values and growth are calculated: A disclosed Time & Materials option supports a separate input-charged commercial route without reporting realized revenue or exact customer terms.
   - Evidence informing forecast-year allocation inputs; displayed values and growth are calculated: A disclosed Time & Materials option supports a separate input-charged commercial route without reporting realized revenue or exact customer terms.
2. Portable Ultrasound Repair Depot-MXR Imaging
   - MXR advertises flat-rate repair for eligible systems and alternative quotations for excluded repair cases. ([mxrimaging.com](https://mxrimaging.com/portable-ultrasound-depot-repair/))
   - Evidence informing base-year allocation inputs; displayed values and growth are calculated: Flat-rate repair for eligible jobs establishes event-specific pricing, while excluded cases receive alternative quotations; adoption is not disclosed.
   - Evidence informing forecast-year allocation inputs; displayed values and growth are calculated: Flat-rate repair for eligible jobs establishes event-specific pricing, while excluded cases receive alternative quotations; adoption is not disclosed.

3. Contracting in Medical Equipment Maintenance Services: An Empirical Investigation
   - The historical CT/MRI study distinguishes fixed annual full protection, fixed labor with variable parts charges, and a time-and-materials-labeled arrangement containing an annual commitment. ([business.columbia.edu](https://business.columbia.edu/sites/default/files-efs/pubfiles/xx.xx/besbes_contracting.pdf))
   - Taxonomy evidence: Contract labels alone cannot establish a pure no-retainer time-and-materials class: the study's similarly named basic plan includes an annual fee. Its historical sample is not current global market allocation. ([business.columbia.edu](https://business.columbia.edu/sites/default/files-efs/pubfiles/xx.xx/besbes_contracting.pdf))
   - Taxonomy evidence: The empirical CT/MRI maintenance study documents different remuneration and protection structures; its historical observations are not current global market allocations. ([business.columbia.edu](https://business.columbia.edu/sites/default/files-efs/pubfiles/xx.xx/besbes_contracting.pdf))
   - Evidence informing base-year allocation inputs; displayed values and growth are calculated: Historical full-protection selection supplies a purchasing primitive, converted from plan counts to value using an explicit relative-spending assumption.
   - Evidence informing forecast-year allocation inputs; displayed values and growth are calculated: Historical full-protection selection supplies a purchasing primitive, converted from plan counts to value using an explicit relative-spending assumption.
   - Evidence informing base-year allocation inputs; displayed values and growth are calculated: Basic and partial plans contain annual fees plus variable charges, supporting Hybrid Pricing and preventing misclassification as pure time-and-materials.
   - Evidence informing forecast-year allocation inputs; displayed values and growth are calculated: Basic and partial plans contain annual fees plus variable charges, supporting Hybrid Pricing and preventing misclassification as pure time-and-materials.
   - Evidence informing base-year allocation inputs; displayed values and growth are calculated: The study's time-and-materials label includes an annual fee; it constrains exclusions from the pure no-retainer numerator rather than observing that category's current share.
   - Evidence informing forecast-year allocation inputs; displayed values and growth are calculated: The study's time-and-materials label includes an annual fee; it constrains exclusions from the pure no-retainer numerator rather than observing that category's current share.
4. Service Enablers | GE HealthCare (India)
   - GE HealthCare's India catalog describes Trupay care for REVACT equipment with payments linked to actual usage; this is an advertised proposition. ([gehealthcare.com](https://www.gehealthcare.com/en-in/services/service-enablers))
5. GE HealthCare Technologies Inc. - 2025 Form 10-K
   - Evidence informing the 2023 market-value input; displayed series and growth include calculations: Reported services revenue of USD xx.xx supplies a historical commercial-activity proxy; it is broader than imaging maintenance.
   - Evidence informing the 2024 market-value input; displayed series and growth include calculations: Reported services revenue of USD xx.xx supplies the comparable historical proxy.
6. GE HealthCare Technologies Inc. - 2022 Form 10-K
   - Evidence informing the 2020 market-value input; displayed series and growth include calculations: Services revenue of USD xx.xx anchors the high-cost equipment cohort's historical activity index.
   - Evidence informing the 2021 market-value input; displayed series and growth include calculations: Services revenue of USD xx.xx supplies the comparable activity index.
   - Evidence informing the 2022 market-value input; displayed series and growth include calculations: Services revenue of USD xx.xx supplies the activity index. The filing attributes the services decline primarily to unfavorable currency effects.

7. Health at a Glance 2025 - Diagnostic Technologies
   - Evidence informing the 2032 market-value input; displayed series and growth include calculations: Long-run increases in imaging activity support continued equipment demand; examination volumes are not substituted for maintenance revenue.
   - Evidence informing the 2040 market-value input; displayed series and growth include calculations: The observed country variation and incomplete coverage constrain long-run stock-growth assumptions and prohibit uniform worldwide density extrapolation.
8. OnWatch Predict
   - Evidence informing the 2032 market-value input; displayed series and growth include calculations: Conditional reported benefits support considering a service-efficiency counterforce, not applying downtime reductions directly to service revenue.
   - Evidence informing the 2040 market-value input; displayed series and growth include calculations: The offering supports retaining human and component fulfillment costs in the long-run forecast; it does not establish autonomous servicing or engineer replacement.
9. Unite In-House Service Solutions
   - Evidence informing the 2032 market-value input; displayed series and growth include calculations: The retained-labor boundary supports the modeled purchased-scope counterforce, without measuring future adoption.
   - Evidence informing the 2040 market-value input; displayed series and growth include calculations: The offering supports maintaining a distinction between installed equipment obligations and externally purchased service expenditure.
   - Evidence informing base-year allocation inputs; displayed values and growth are calculated: Periodic support with additional billed labor or parts supports mixed payment components rather than universal fixed full coverage.
   - Evidence informing forecast-year allocation inputs; displayed values and growth are calculated: Periodic support with additional billed labor or parts supports mixed payment components rather than universal fixed full coverage.
10. Philips Standard Terms and Conditions of Service, Revision 23, April 2024
   - Evidence informing the 2032 market-value input; displayed series and growth include calculations: Published lifecycle terms condition post-End-of-Life repair on parts and trained-personnel availability and remove the earlier uptime guarantee. These constrain assumed indefinite support extension.
   - Evidence informing the 2040 market-value input; displayed series and growth include calculations: The lifecycle conditions support including retirement and support limitations in long-run growth assumptions, but do not establish a dated global withdrawal event.
11. TruPay - GE HealthCare commercial brochure
   - Evidence informing base-year allocation inputs; displayed values and growth are calculated: The official brochure has a fixed first-xx.xx-patient price plus further usage slabs, supporting minimum-plus-variable classification when both components apply.
   - Evidence informing forecast-year allocation inputs; displayed values and growth are calculated: The official brochure has a fixed first-xx.xx-patient price plus further usage slabs, supporting minimum-plus-variable classification when both components apply.
   - Evidence informing base-year allocation inputs; displayed values and growth are calculated: The explicit minimum payment constrains the pure Usage-Based Fees numerator; a pay-per-use promotional label does not independently establish variable-only billing.
   - Evidence informing forecast-year allocation inputs; displayed values and growth are calculated: The explicit minimum payment constrains the pure Usage-Based Fees numerator; a pay-per-use promotional label does not independently establish variable-only billing.

15.1. Fixed Periodic Fees

Table 150. Global Medical Imaging Equipment Maintenance Services Market Size, by Fixed Periodic Fees, by Region, 2017-2040 (USD Million)

Region	2017	2024	2025	2026	2027	2032	2040	CAGR (%)
Africa	xx.xx	xx.xx	xx.xx	xx.xx	xx.xx	xx.xx	xx.xx	xx.xx
Asia-Pacific	xx.xx	xx.xx	xx.xx	xx.xx	xx.xx	xx.xx	xx.xx	xx.xx
Europe	xx.xx	xx.xx	xx.xx	xx.xx	xx.xx	xx.xx	xx.xx	xx.xx
Latin America	xx.xx	xx.xx	xx.xx	xx.xx	xx.xx	xx.xx	xx.xx	xx.xx
Middle East	xx.xx	xx.xx	xx.xx	xx.xx	xx.xx	xx.xx	xx.xx	xx.xx
North America	xx.xx	xx.xx	xx.xx	xx.xx	xx.xx	xx.xx	xx.xx	xx.xx
Total	**xx.xx**	**xx.xx**	**xx.xx**	**xx.xx**	**xx.xx**	**xx.xx**	**xx.xx**	**xx.xx**

Table 151. Global Medical Imaging Equipment Maintenance Services Market Size, by Fixed Periodic Fees, by Group, 2017-2040 (USD Million)

Group	2017	2024	2025	2026	2027	2032	2040	CAGR (%)
ASEAN	xx.xx	xx.xx	xx.xx	xx.xx	xx.xx	xx.xx	xx.xx	xx.xx
BRICS	xx.xx	xx.xx	xx.xx	xx.xx	xx.xx	xx.xx	xx.xx	xx.xx
European Union	xx.xx	xx.xx	xx.xx	xx.xx	xx.xx	xx.xx	xx.xx	xx.xx
G7	xx.xx	xx.xx	xx.xx	xx.xx	xx.xx	xx.xx	xx.xx	xx.xx
GCC	xx.xx	xx.xx	xx.xx	xx.xx	xx.xx	xx.xx	xx.xx	xx.xx
NATO	xx.xx	xx.xx	xx.xx	xx.xx	xx.xx	xx.xx	xx.xx	xx.xx

Table 152. Global Medical Imaging Equipment Maintenance Services Market Size, by Fixed Periodic Fees, by Country, 2017-2040 (USD Million)

Country	2017	2024	2025	2026	2027	2032	2040	CAGR (%)
Australia	xx.xx	xx.xx	xx.xx	xx.xx	xx.xx	xx.xx	xx.xx	xx.xx
Brazil	xx.xx	xx.xx	xx.xx	xx.xx	xx.xx	xx.xx	xx.xx	xx.xx
Canada	xx.xx	xx.xx	xx.xx	xx.xx	xx.xx	xx.xx	xx.xx	xx.xx
China	xx.xx	xx.xx	xx.xx	xx.xx	xx.xx	xx.xx	xx.xx	xx.xx
France	xx.xx	xx.xx	xx.xx	xx.xx	xx.xx	xx.xx	xx.xx	xx.xx
Germany	xx.xx	xx.xx	xx.xx	xx.xx	xx.xx	xx.xx	xx.xx	xx.xx
India	xx.xx	xx.xx	xx.xx	xx.xx	xx.xx	xx.xx	xx.xx	xx.xx
Italy	xx.xx	xx.xx	xx.xx	xx.xx	xx.xx	xx.xx	xx.xx	xx.xx
Japan	xx.xx	xx.xx	xx.xx	xx.xx	xx.xx	xx.xx	xx.xx	xx.xx
Mexico	xx.xx	xx.xx	xx.xx	xx.xx	xx.xx	xx.xx	xx.xx	xx.xx
Russia	xx.xx	xx.xx	xx.xx	xx.xx	xx.xx	xx.xx	xx.xx	xx.xx
South Korea	xx.xx	xx.xx	xx.xx	xx.xx	xx.xx	xx.xx	xx.xx	xx.xx
Spain	xx.xx	xx.xx	xx.xx	xx.xx	xx.xx	xx.xx	xx.xx	xx.xx
United Kingdom	xx.xx	xx.xx	xx.xx	xx.xx	xx.xx	xx.xx	xx.xx	xx.xx
United States	xx.xx	xx.xx	xx.xx	xx.xx	xx.xx	xx.xx	xx.xx	xx.xx
Others	xx.xx	xx.xx	xx.xx	xx.xx	xx.xx	xx.xx	xx.xx	xx.xx
Total	**xx.xx**	**xx.xx**	**xx.xx**	**xx.xx**	**xx.xx**	**xx.xx**	**xx.xx**	**xx.xx**

Sources & Evidence

1. Contracting in Medical Equipment Maintenance Services: An Empirical Investigation
   - Taxonomy evidence: Full-protection contracts exchange a fixed annual fee for covered repair labor and parts. ([business.columbia.edu](https://business.columbia.edu/sites/default/files-efs/pubfiles/xx.xx/besbes_contracting.pdf))
   - Evidence informing base-year allocation inputs; displayed values and growth are calculated: Historical full-protection selection supplies a purchasing primitive, converted from plan counts to value using an explicit relative-spending assumption.
   - Evidence informing forecast-year allocation inputs; displayed values and growth are calculated: Historical full-protection selection supplies a purchasing primitive, converted from plan counts to value using an explicit relative-spending assumption.
2. Natividad Board of Trustees Agenda - November 12, 2021
   - Taxonomy evidence: The historical buyer report states that covered inventory is billed a monthly flat fee including preventive maintenance and most repair work. Diagnostic imaging had been added to the broader equipment program. ([natividad.com](https://www.natividad.com/wp-content/uploads/2021/xx.xx/Board-of-Trustees-Agenda-November-xx.xx-2021.pdf))

3. GE HealthCare Technologies Inc. - 2025 Form 10-K
   - Evidence informing the 2023 market-value input; displayed series and growth include calculations: Reported services revenue of USD xx.xx supplies a historical commercial-activity proxy; it is broader than imaging maintenance.
   - Evidence informing the 2024 market-value input; displayed series and growth include calculations: Reported services revenue of USD xx.xx supplies the comparable historical proxy.
   - Evidence informing base-year allocation inputs; displayed values and growth are calculated: Destination-sales cross-check; broader than maintenance.
   - Evidence informing forecast-year allocation inputs; displayed values and growth are calculated: Destination-sales cross-check; broader than maintenance.
   - Evidence informing base-year allocation inputs; displayed values and growth are calculated: EMEA commercial-scale cross-check.
   - Evidence informing forecast-year allocation inputs; displayed values and growth are calculated: EMEA commercial-scale cross-check.
   - Evidence informing base-year allocation inputs; displayed values and growth are calculated: China commercial activity and 2025 growth counterevidence.
   - Evidence informing forecast-year allocation inputs; displayed values and growth are calculated: China commercial activity and 2025 growth counterevidence.
   - Evidence informing base-year allocation inputs; displayed values and growth are calculated: U.S. destination sales were USD xx.xx, not maintenance-only revenue.
   - Evidence informing forecast-year allocation inputs; displayed values and growth are calculated: U.S. destination sales were USD xx.xx, not maintenance-only revenue.
   - Evidence informing base-year allocation inputs; displayed values and growth are calculated: China destination sales were USD xx.xx; regional sales declined in 2025.
   - Evidence informing forecast-year allocation inputs; displayed values and growth are calculated: China destination sales were USD xx.xx; regional sales declined in 2025.
4. GE HealthCare Technologies Inc. - 2022 Form 10-K
   - Evidence informing the 2020 market-value input; displayed series and growth include calculations: Services revenue of USD xx.xx anchors the high-cost equipment cohort's historical activity index.
   - Evidence informing the 2021 market-value input; displayed series and growth include calculations: Services revenue of USD xx.xx supplies the comparable activity index.
   - Evidence informing the 2022 market-value input; displayed series and growth include calculations: Services revenue of USD xx.xx supplies the activity index. The filing attributes the services decline primarily to unfavorable currency effects.
5. Health at a Glance 2025 - Diagnostic Technologies
   - Evidence informing the 2032 market-value input; displayed series and growth include calculations: Long-run increases in imaging activity support continued equipment demand; examination volumes are not substituted for maintenance revenue.
   - Evidence informing the 2040 market-value input; displayed series and growth include calculations: The observed country variation and incomplete coverage constrain long-run stock-growth assumptions and prohibit uniform worldwide density extrapolation.
6. OnWatch Predict
   - Evidence informing the 2032 market-value input; displayed series and growth include calculations: Conditional reported benefits support considering a service-efficiency counterforce, not applying downtime reductions directly to service revenue.
   - Evidence informing the 2040 market-value input; displayed series and growth include calculations: The offering supports retaining human and component fulfillment costs in the long-run forecast; it does not establish autonomous servicing or engineer replacement.

7. Unite In-House Service Solutions
   - Evidence informing the 2032 market-value input; displayed series and growth include calculations: The retained-labor boundary supports the modeled purchased-scope counterforce, without measuring future adoption.
   - Evidence informing the 2040 market-value input; displayed series and growth include calculations: The offering supports maintaining a distinction between installed equipment obligations and externally purchased service expenditure.
8. Philips Standard Terms and Conditions of Service, Revision 23, April 2024
   - Evidence informing the 2032 market-value input; displayed series and growth include calculations: Published lifecycle terms condition post-End-of-Life repair on parts and trained-personnel availability and remove the earlier uptime guarantee. These constrain assumed indefinite support extension.
   - Evidence informing the 2040 market-value input; displayed series and growth include calculations: The lifecycle conditions support including retirement and support limitations in long-run growth assumptions, but do not establish a dated global withdrawal event.
9. Health at a Glance 2025 - Diagnostic Technologies
   - Evidence informing base-year allocation inputs; displayed values and growth are calculated: Imaging-stock comparator.
   - Evidence informing forecast-year allocation inputs; displayed values and growth are calculated: Imaging-stock comparator.
   - Evidence informing base-year allocation inputs; displayed values and growth are calculated: Coverage limitation.
   - Evidence informing forecast-year allocation inputs; displayed values and growth are calculated: Coverage limitation.
10. Health at a Glance: Latin America and the Caribbean 2023 - Medical Technologies
    - Evidence informing base-year allocation inputs; displayed values and growth are calculated: Brazil's CT and MRI densities anchor the equipment-linked expenditure proxy.
    - Evidence informing forecast-year allocation inputs; displayed values and growth are calculated: Brazil's CT and MRI densities anchor the equipment-linked expenditure proxy.
    - Evidence informing base-year allocation inputs; displayed values and growth are calculated: Heterogeneous regional equipment availability and partial coverage constrain the allocation model.
    - Evidence informing forecast-year allocation inputs; displayed values and growth are calculated: Heterogeneous regional equipment availability and partial coverage constrain the allocation model.
11. Health at a Glance: Asia/Pacific 2024 - Medical Technologies
    - Evidence informing base-year allocation inputs; displayed values and growth are calculated: Density and reimbursement-coverage anchors.
    - Evidence informing forecast-year allocation inputs; displayed values and growth are calculated: Density and reimbursement-coverage anchors.
    - Evidence informing base-year allocation inputs; displayed values and growth are calculated: High installed-density anchor.
    - Evidence informing forecast-year allocation inputs; displayed values and growth are calculated: High installed-density anchor.
    - Evidence informing base-year allocation inputs; displayed values and growth are calculated: Installed-density anchor.
    - Evidence informing forecast-year allocation inputs; displayed values and growth are calculated: Installed-density anchor.
    - Evidence informing base-year allocation inputs; displayed values and growth are calculated: Regional heterogeneity constrains uniform-density and uniform-access assumptions.
    - Evidence informing forecast-year allocation inputs; displayed values and growth are calculated: Regional heterogeneity constrains uniform-density and uniform-access assumptions.

12. Assessment of Breast Cancer Control Capacities in the WHO African Region in 2022
    - Evidence informing base-year allocation inputs; displayed values and growth are calculated: Survey coverage and equipment scarcity constrain extrapolation across Africa.
    - Evidence informing forecast-year allocation inputs; displayed values and growth are calculated: Survey coverage and equipment scarcity constrain extrapolation across Africa.
13. Hospital Equipment Maintenance Requirements - CMS Memorandum 14-07-Hospital
    - Evidence informing base-year allocation inputs; displayed values and growth are calculated: Imaging maintenance must follow manufacturer recommendations; this is not an exclusive OEM purchasing award.
    - Evidence informing forecast-year allocation inputs; displayed values and growth are calculated: Imaging maintenance must follow manufacturer recommendations; this is not an exclusive OEM purchasing award.
14. Managed Neutral Vendor Services - East of England Collaborative Procurement Hub
    - Evidence informing forecast-year allocation inputs; displayed values and growth are calculated: The framework starts January xx.xx 2026 and requires mini-competition; admission is not realized maintenance revenue.
15. Diagnostic Imaging Accreditation Scheme - Australian Commission on Safety and Quality in Health Care
    - Evidence informing base-year allocation inputs; displayed values and growth are calculated: Equipment-appropriate training, local licensing and records constrain service access, without measuring an outsourcing share.
    - Evidence informing forecast-year allocation inputs; displayed values and growth are calculated: Equipment-appropriate training, local licensing and records constrain service access, without measuring an outsourcing share.

15.2. Hybrid Pricing

Table 153. Global Medical Imaging Equipment Maintenance Services Market Size, by Hybrid Pricing, by Region, 2017-2040 (USD Million)

Region	2017	2024	2025	2026	2027	2032	2040	CAGR (%)
Africa	xx.xx	xx.xx	xx.xx	xx.xx	xx.xx	xx.xx	xx.xx	xx.xx
Asia-Pacific	xx.xx	xx.xx	xx.xx	xx.xx	xx.xx	xx.xx	xx.xx	xx.xx
Europe	xx.xx	xx.xx	xx.xx	xx.xx	xx.xx	xx.xx	xx.xx	xx.xx
Latin America	xx.xx	xx.xx	xx.xx	xx.xx	xx.xx	xx.xx	xx.xx	xx.xx
Middle East	xx.xx	xx.xx	xx.xx	xx.xx	xx.xx	xx.xx	xx.xx	xx.xx
North America	xx.xx	xx.xx	xx.xx	xx.xx	xx.xx	xx.xx	xx.xx	xx.xx
Total	**xx.xx**	**xx.xx**	**xx.xx**	**xx.xx**	**xx.xx**	**xx.xx**	**xx.xx**	**xx.xx**

Table 154. Global Medical Imaging Equipment Maintenance Services Market Size, by Hybrid Pricing, by Group, 2017-2040 (USD Million)

Group	2017	2024	2025	2026	2027	2032	2040	CAGR (%)
ASEAN	xx.xx	xx.xx	xx.xx	xx.xx	xx.xx	xx.xx	xx.xx	xx.xx
BRICS	xx.xx	xx.xx	xx.xx	xx.xx	xx.xx	xx.xx	xx.xx	xx.xx
European Union	xx.xx	xx.xx	xx.xx	xx.xx	xx.xx	xx.xx	xx.xx	xx.xx
G7	xx.xx	xx.xx	xx.xx	xx.xx	xx.xx	xx.xx	xx.xx	xx.xx
GCC	xx.xx	xx.xx	xx.xx	xx.xx	xx.xx	xx.xx	xx.xx	xx.xx
NATO	xx.xx	xx.xx	xx.xx	xx.xx	xx.xx	xx.xx	xx.xx	xx.xx

Table 155. Global Medical Imaging Equipment Maintenance Services Market Size, by Hybrid Pricing, by Country, 2017-2040 (USD Million)

Country	2017	2024	2025	2026	2027	2032	2040	CAGR (%)
Australia	xx.xx	xx.xx	xx.xx	xx.xx	xx.xx	xx.xx	xx.xx	xx.xx
Brazil	xx.xx	xx.xx	xx.xx	xx.xx	xx.xx	xx.xx	xx.xx	xx.xx
Canada	xx.xx	xx.xx	xx.xx	xx.xx	xx.xx	xx.xx	xx.xx	xx.xx
China	xx.xx	xx.xx	xx.xx	xx.xx	xx.xx	xx.xx	xx.xx	xx.xx
France	xx.xx	xx.xx	xx.xx	xx.xx	xx.xx	xx.xx	xx.xx	xx.xx
Germany	xx.xx	xx.xx	xx.xx	xx.xx	xx.xx	xx.xx	xx.xx	xx.xx
India	xx.xx	xx.xx	xx.xx	xx.xx	xx.xx	xx.xx	xx.xx	xx.xx
Italy	xx.xx	xx.xx	xx.xx	xx.xx	xx.xx	xx.xx	xx.xx	xx.xx
Japan	xx.xx	xx.xx	xx.xx	xx.xx	xx.xx	xx.xx	xx.xx	xx.xx
Mexico	xx.xx	xx.xx	xx.xx	xx.xx	xx.xx	xx.xx	xx.xx	xx.xx
Russia	xx.xx	xx.xx	xx.xx	xx.xx	xx.xx	xx.xx	xx.xx	xx.xx
South Korea	xx.xx	xx.xx	xx.xx	xx.xx	xx.xx	xx.xx	xx.xx	xx.xx
Spain	xx.xx	xx.xx	xx.xx	xx.xx	xx.xx	xx.xx	xx.xx	xx.xx
United Kingdom	xx.xx	xx.xx	xx.xx	xx.xx	xx.xx	xx.xx	xx.xx	xx.xx
United States	xx.xx	xx.xx	xx.xx	xx.xx	xx.xx	xx.xx	xx.xx	xx.xx
Others	xx.xx	xx.xx	xx.xx	xx.xx	xx.xx	xx.xx	xx.xx	xx.xx
Total	**xx.xx**	**xx.xx**	**xx.xx**	**xx.xx**	**xx.xx**	**xx.xx**	**xx.xx**	**xx.xx**

Sources & Evidence

1. Contracting in Medical Equipment Maintenance Services: An Empirical Investigation
   - Taxonomy evidence: The empirical CT/MRI study describes a basic plan with labor and material charges plus a low annual fee, and partial protection with fixed labor fees plus variable parts charges. Analytical allocation: both are hybrid when the base and variable charges form one commitment. ([business.columbia.edu](https://business.columbia.edu/sites/default/files-efs/pubfiles/xx.xx/besbes_contracting.pdf))
   - Taxonomy evidence: Partial-protection plans combine an annual fixed labor charge with variable charges for repair materials. ([business.columbia.edu](https://business.columbia.edu/sites/default/files-efs/pubfiles/xx.xx/besbes_contracting.pdf))
   - Evidence informing base-year allocation inputs; displayed values and growth are calculated: Basic and partial plans contain annual fees plus variable charges, supporting Hybrid Pricing and preventing misclassification as pure time-and-materials.
   - Evidence informing forecast-year allocation inputs; displayed values and growth are calculated: Basic and partial plans contain annual fees plus variable charges, supporting Hybrid Pricing and preventing misclassification as pure time-and-materials.
2. GE HealthCare Technologies Inc. - 2025 Form 10-K
   - Evidence informing the 2023 market-value input; displayed series and growth include calculations: Reported services revenue of USD xx.xx supplies a historical commercial-activity proxy; it is broader than imaging maintenance.
   - Evidence informing the 2024 market-value input; displayed series and growth include calculations: Reported services revenue of USD xx.xx supplies the comparable historical proxy.
   - Evidence informing base-year allocation inputs; displayed values and growth are calculated: Destination-sales cross-check; broader than maintenance.
   - Evidence informing forecast-year allocation inputs; displayed values and growth are calculated: Destination-sales cross-check; broader than maintenance.
   - Evidence informing base-year allocation inputs; displayed values and growth are calculated: EMEA commercial-scale cross-check.
   - Evidence informing forecast-year allocation inputs; displayed values and growth are calculated: EMEA commercial-scale cross-check.
   - Evidence informing base-year allocation inputs; displayed values and growth are calculated: China commercial activity and 2025 growth counterevidence.
   - Evidence informing forecast-year allocation inputs; displayed values and growth are calculated: China commercial activity and 2025 growth counterevidence.
   - Evidence informing base-year allocation inputs; displayed values and growth are calculated: U.S. destination sales were USD xx.xx, not maintenance-only revenue.
   - Evidence informing forecast-year allocation inputs; displayed values and growth are calculated: U.S. destination sales were USD xx.xx, not maintenance-only revenue.
   - Evidence informing base-year allocation inputs; displayed values and growth are calculated: China destination sales were USD xx.xx; regional sales declined in 2025.
   - Evidence informing forecast-year allocation inputs; displayed values and growth are calculated: China destination sales were USD xx.xx; regional sales declined in 2025.
3. GE HealthCare Technologies Inc. - 2022 Form 10-K
   - Evidence informing the 2020 market-value input; displayed series and growth include calculations: Services revenue of USD xx.xx anchors the high-cost equipment cohort's historical activity index.
   - Evidence informing the 2021 market-value input; displayed series and growth include calculations: Services revenue of USD xx.xx supplies the comparable activity index.
   - Evidence informing the 2022 market-value input; displayed series and growth include calculations: Services revenue of USD xx.xx supplies the activity index. The filing attributes the services decline primarily to unfavorable currency effects.

4. Health at a Glance 2025 - Diagnostic Technologies
   - Evidence informing the 2032 market-value input; displayed series and growth include calculations: Long-run increases in imaging activity support continued equipment demand; examination volumes are not substituted for maintenance revenue.
   - Evidence informing the 2040 market-value input; displayed series and growth include calculations: The observed country variation and incomplete coverage constrain long-run stock-growth assumptions and prohibit uniform worldwide density extrapolation.
5. OnWatch Predict
   - Evidence informing the 2032 market-value input; displayed series and growth include calculations: Conditional reported benefits support considering a service-efficiency counterforce, not applying downtime reductions directly to service revenue.
   - Evidence informing the 2040 market-value input; displayed series and growth include calculations: The offering supports retaining human and component fulfillment costs in the long-run forecast; it does not establish autonomous servicing or engineer replacement.
6. Unite In-House Service Solutions
   - Evidence informing the 2032 market-value input; displayed series and growth include calculations: The retained-labor boundary supports the modeled purchased-scope counterforce, without measuring future adoption.
   - Evidence informing the 2040 market-value input; displayed series and growth include calculations: The offering supports maintaining a distinction between installed equipment obligations and externally purchased service expenditure.
   - Evidence informing base-year allocation inputs; displayed values and growth are calculated: Periodic support with additional billed labor or parts supports mixed payment components rather than universal fixed full coverage.
   - Evidence informing forecast-year allocation inputs; displayed values and growth are calculated: Periodic support with additional billed labor or parts supports mixed payment components rather than universal fixed full coverage.
7. Philips Standard Terms and Conditions of Service, Revision 23, April 2024
   - Evidence informing the 2032 market-value input; displayed series and growth include calculations: Published lifecycle terms condition post-End-of-Life repair on parts and trained-personnel availability and remove the earlier uptime guarantee. These constrain assumed indefinite support extension.
   - Evidence informing the 2040 market-value input; displayed series and growth include calculations: The lifecycle conditions support including retirement and support limitations in long-run growth assumptions, but do not establish a dated global withdrawal event.
8. Health at a Glance 2025 - Diagnostic Technologies
   - Evidence informing base-year allocation inputs; displayed values and growth are calculated: Imaging-stock comparator.
   - Evidence informing forecast-year allocation inputs; displayed values and growth are calculated: Imaging-stock comparator.
   - Evidence informing base-year allocation inputs; displayed values and growth are calculated: Coverage limitation.
   - Evidence informing forecast-year allocation inputs; displayed values and growth are calculated: Coverage limitation.
9. Health at a Glance: Latin America and the Caribbean 2023 - Medical Technologies
   - Evidence informing base-year allocation inputs; displayed values and growth are calculated: Brazil's CT and MRI densities anchor the equipment-linked expenditure proxy.
   - Evidence informing forecast-year allocation inputs; displayed values and growth are calculated: Brazil's CT and MRI densities anchor the equipment-linked expenditure proxy.
   - Evidence informing base-year allocation inputs; displayed values and growth are calculated: Heterogeneous regional equipment availability and partial coverage constrain the allocation model.
   - Evidence informing forecast-year allocation inputs; displayed values and growth are calculated: Heterogeneous regional equipment availability and partial coverage constrain the allocation model.

10. Health at a Glance: Asia/Pacific 2024 - Medical Technologies
    - Evidence informing base-year allocation inputs; displayed values and growth are calculated: Density and reimbursement-coverage anchors.
    - Evidence informing forecast-year allocation inputs; displayed values and growth are calculated: Density and reimbursement-coverage anchors.
    - Evidence informing base-year allocation inputs; displayed values and growth are calculated: High installed-density anchor.
    - Evidence informing forecast-year allocation inputs; displayed values and growth are calculated: High installed-density anchor.
    - Evidence informing base-year allocation inputs; displayed values and growth are calculated: Installed-density anchor.
    - Evidence informing forecast-year allocation inputs; displayed values and growth are calculated: Installed-density anchor.
    - Evidence informing base-year allocation inputs; displayed values and growth are calculated: Regional heterogeneity constrains uniform-density and uniform-access assumptions.
    - Evidence informing forecast-year allocation inputs; displayed values and growth are calculated: Regional heterogeneity constrains uniform-density and uniform-access assumptions.
11. Assessment of Breast Cancer Control Capacities in the WHO African Region in 2022
    - Evidence informing base-year allocation inputs; displayed values and growth are calculated: Survey coverage and equipment scarcity constrain extrapolation across Africa.
    - Evidence informing forecast-year allocation inputs; displayed values and growth are calculated: Survey coverage and equipment scarcity constrain extrapolation across Africa.
12. Hospital Equipment Maintenance Requirements - CMS Memorandum 14-07-Hospital
    - Evidence informing base-year allocation inputs; displayed values and growth are calculated: Imaging maintenance must follow manufacturer recommendations; this is not an exclusive OEM purchasing award.
    - Evidence informing forecast-year allocation inputs; displayed values and growth are calculated: Imaging maintenance must follow manufacturer recommendations; this is not an exclusive OEM purchasing award.
13. Managed Neutral Vendor Services - East of England Collaborative Procurement Hub
    - Evidence informing forecast-year allocation inputs; displayed values and growth are calculated: The framework starts January xx.xx 2026 and requires mini-competition; admission is not realized maintenance revenue.
14. Diagnostic Imaging Accreditation Scheme - Australian Commission on Safety and Quality in Health Care
    - Evidence informing base-year allocation inputs; displayed values and growth are calculated: Equipment-appropriate training, local licensing and records constrain service access, without measuring an outsourcing share.
    - Evidence informing forecast-year allocation inputs; displayed values and growth are calculated: Equipment-appropriate training, local licensing and records constrain service access, without measuring an outsourcing share.
15. TruPay - GE HealthCare commercial brochure
    - Evidence informing base-year allocation inputs; displayed values and growth are calculated: The official brochure has a fixed first-xx.xx-patient price plus further usage slabs, supporting minimum-plus-variable classification when both components apply.
    - Evidence informing forecast-year allocation inputs; displayed values and growth are calculated: The official brochure has a fixed first-xx.xx-patient price plus further usage slabs, supporting minimum-plus-variable classification when both components apply.

15.3. Time-and-Materials Pricing

Table 156. Global Medical Imaging Equipment Maintenance Services Market Size, by Time-and-Materials Pricing, by Region, 2017-2040 (USD Million)

Region	2017	2024	2025	2026	2027	2032	2040	CAGR (%)
Africa	xx.xx	xx.xx	xx.xx	xx.xx	xx.xx	xx.xx	xx.xx	xx.xx
Asia-Pacific	xx.xx	xx.xx	xx.xx	xx.xx	xx.xx	xx.xx	xx.xx	xx.xx
Europe	xx.xx	xx.xx	xx.xx	xx.xx	xx.xx	xx.xx	xx.xx	xx.xx
Latin America	xx.xx	xx.xx	xx.xx	xx.xx	xx.xx	xx.xx	xx.xx	xx.xx
Middle East	xx.xx	xx.xx	xx.xx	xx.xx	xx.xx	xx.xx	xx.xx	xx.xx
North America	xx.xx	xx.xx	xx.xx	xx.xx	xx.xx	xx.xx	xx.xx	xx.xx
Total	**xx.xx**	**xx.xx**	**xx.xx**	**xx.xx**	**xx.xx**	**xx.xx**	**xx.xx**	**xx.xx**

Table 157. Global Medical Imaging Equipment Maintenance Services Market Size, by Time-and-Materials Pricing, by Group, 2017-2040 (USD Million)

Group	2017	2024	2025	2026	2027	2032	2040	CAGR (%)
ASEAN	xx.xx	xx.xx	xx.xx	xx.xx	xx.xx	xx.xx	xx.xx	xx.xx
BRICS	xx.xx	xx.xx	xx.xx	xx.xx	xx.xx	xx.xx	xx.xx	xx.xx
European Union	xx.xx	xx.xx	xx.xx	xx.xx	xx.xx	xx.xx	xx.xx	xx.xx
G7	xx.xx	xx.xx	xx.xx	xx.xx	xx.xx	xx.xx	xx.xx	xx.xx
GCC	xx.xx	xx.xx	xx.xx	xx.xx	xx.xx	xx.xx	xx.xx	xx.xx
NATO	xx.xx	xx.xx	xx.xx	xx.xx	xx.xx	xx.xx	xx.xx	xx.xx

Table 158. Global Medical Imaging Equipment Maintenance Services Market Size, by Time-and-Materials Pricing, by Country, 2017-2040 (USD Million)

Country	2017	2024	2025	2026	2027	2032	2040	CAGR (%)
Australia	xx.xx	xx.xx	xx.xx	xx.xx	xx.xx	xx.xx	xx.xx	xx.xx
Brazil	xx.xx	xx.xx	xx.xx	xx.xx	xx.xx	xx.xx	xx.xx	xx.xx
Canada	xx.xx	xx.xx	xx.xx	xx.xx	xx.xx	xx.xx	xx.xx	xx.xx
China	xx.xx	xx.xx	xx.xx	xx.xx	xx.xx	xx.xx	xx.xx	xx.xx
France	xx.xx	xx.xx	xx.xx	xx.xx	xx.xx	xx.xx	xx.xx	xx.xx
Germany	xx.xx	xx.xx	xx.xx	xx.xx	xx.xx	xx.xx	xx.xx	xx.xx
India	xx.xx	xx.xx	xx.xx	xx.xx	xx.xx	xx.xx	xx.xx	xx.xx
Italy	xx.xx	xx.xx	xx.xx	xx.xx	xx.xx	xx.xx	xx.xx	xx.xx
Japan	xx.xx	xx.xx	xx.xx	xx.xx	xx.xx	xx.xx	xx.xx	xx.xx
Mexico	xx.xx	xx.xx	xx.xx	xx.xx	xx.xx	xx.xx	xx.xx	xx.xx
Russia	xx.xx	xx.xx	xx.xx	xx.xx	xx.xx	xx.xx	xx.xx	xx.xx
South Korea	xx.xx	xx.xx	xx.xx	xx.xx	xx.xx	xx.xx	xx.xx	xx.xx
Spain	xx.xx	xx.xx	xx.xx	xx.xx	xx.xx	xx.xx	xx.xx	xx.xx
United Kingdom	xx.xx	xx.xx	xx.xx	xx.xx	xx.xx	xx.xx	xx.xx	xx.xx
United States	xx.xx	xx.xx	xx.xx	xx.xx	xx.xx	xx.xx	xx.xx	xx.xx
Others	xx.xx	xx.xx	xx.xx	xx.xx	xx.xx	xx.xx	xx.xx	xx.xx
Total	**xx.xx**	**xx.xx**	**xx.xx**	**xx.xx**	**xx.xx**	**xx.xx**	**xx.xx**	**xx.xx**

Sources & Evidence

1. A517 - Mercati di manutenzione di dispositivi diagnostici, Provvedimento n. 28620

   · Taxonomy evidence: The regulatory decision describes on-call interventions without a continuing maintenance relationship, including arrangements termed Time&Material. This supports the commercial distinction, not a specific billing schedule. ([agcm.it](https://agcm.it/dotcmsCustom/getDominoAttach?urlStr=xx.xx.xx.xx%3A8080%2F41256297003874BD%2F0%2FB13F234DB1AF848FC12586DF00528DF4%2F%24File%2Fp28620.pdf))

2. Contracting in Medical Equipment Maintenance Services: An Empirical Investigation

   · Taxonomy evidence: The basic plan charges repair labor and materials but also includes a low annual fee; this supports input-based charging without proving a pure no-retainer transaction. ([business.columbia.edu](https://business.columbia.edu/sites/default/files-efs/pubfiles/xx.xx/besbes_contracting.pdf))

   · Evidence informing base-year allocation inputs; displayed values and growth are calculated: The study's time-and-materials label includes an annual fee; it constrains exclusions from the pure no-retainer numerator rather than observing that category's current share.

   · Evidence informing forecast-year allocation inputs; displayed values and growth are calculated: The study's time-and-materials label includes an annual fee; it constrains exclusions from the pure no-retainer numerator rather than observing that category's current share.

3. Natividad Board of Trustees Agenda - November 12, 2021
   - Taxonomy evidence: Equipment outside the covered inventory is charged on time and materials. This corroborates separate input-charged obligations, but does not isolate a recent imaging-only no-retainer order. ([natividad.com](https://www.natividad.com/wp-content/uploads/2021/xx.xx/Board-of-Trustees-Agenda-November-xx.xx-2021.pdf))
4. GE HealthCare Technologies Inc. - 2025 Form 10-K
   - Evidence informing the 2023 market-value input; displayed series and growth include calculations: Reported services revenue of USD xx.xx supplies a historical commercial-activity proxy; it is broader than imaging maintenance.
   - Evidence informing the 2024 market-value input; displayed series and growth include calculations: Reported services revenue of USD xx.xx supplies the comparable historical proxy.
   - Evidence informing base-year allocation inputs; displayed values and growth are calculated: Destination-sales cross-check; broader than maintenance.
   - Evidence informing forecast-year allocation inputs; displayed values and growth are calculated: Destination-sales cross-check; broader than maintenance.
   - Evidence informing base-year allocation inputs; displayed values and growth are calculated: EMEA commercial-scale cross-check.
   - Evidence informing forecast-year allocation inputs; displayed values and growth are calculated: EMEA commercial-scale cross-check.
   - Evidence informing base-year allocation inputs; displayed values and growth are calculated: China commercial activity and 2025 growth counterevidence.
   - Evidence informing forecast-year allocation inputs; displayed values and growth are calculated: China commercial activity and 2025 growth counterevidence.
   - Evidence informing base-year allocation inputs; displayed values and growth are calculated: U.S. destination sales were USD xx.xx, not maintenance-only revenue.
   - Evidence informing forecast-year allocation inputs; displayed values and growth are calculated: U.S. destination sales were USD xx.xx, not maintenance-only revenue.
   - Evidence informing base-year allocation inputs; displayed values and growth are calculated: China destination sales were USD xx.xx; regional sales declined in 2025.
   - Evidence informing forecast-year allocation inputs; displayed values and growth are calculated: China destination sales were USD xx.xx; regional sales declined in 2025.
5. GE HealthCare Technologies Inc. - 2022 Form 10-K
   - Evidence informing the 2020 market-value input; displayed series and growth include calculations: Services revenue of USD xx.xx anchors the high-cost equipment cohort's historical activity index.
   - Evidence informing the 2021 market-value input; displayed series and growth include calculations: Services revenue of USD xx.xx supplies the comparable activity index.
   - Evidence informing the 2022 market-value input; displayed series and growth include calculations: Services revenue of USD xx.xx supplies the activity index. The filing attributes the services decline primarily to unfavorable currency effects.
6. Health at a Glance 2025 - Diagnostic Technologies
   - Evidence informing the 2032 market-value input; displayed series and growth include calculations: Long-run increases in imaging activity support continued equipment demand; examination volumes are not substituted for maintenance revenue.
   - Evidence informing the 2040 market-value input; displayed series and growth include calculations: The observed country variation and incomplete coverage constrain long-run stock-growth assumptions and prohibit uniform worldwide density extrapolation.

7. OnWatch Predict
   - Evidence informing the 2032 market-value input; displayed series and growth include calculations: Conditional reported benefits support considering a service-efficiency counterforce, not applying downtime reductions directly to service revenue.
   - Evidence informing the 2040 market-value input; displayed series and growth include calculations: The offering supports retaining human and component fulfillment costs in the long-run forecast; it does not establish autonomous servicing or engineer replacement.
8. Unite In-House Service Solutions
   - Evidence informing the 2032 market-value input; displayed series and growth include calculations: The retained-labor boundary supports the modeled purchased-scope counterforce, without measuring future adoption.
   - Evidence informing the 2040 market-value input; displayed series and growth include calculations: The offering supports maintaining a distinction between installed equipment obligations and externally purchased service expenditure.
9. Philips Standard Terms and Conditions of Service, Revision 23, April 2024
   - Evidence informing the 2032 market-value input; displayed series and growth include calculations: Published lifecycle terms condition post-End-of-Life repair on parts and trained-personnel availability and remove the earlier uptime guarantee. These constrain assumed indefinite support extension.
   - Evidence informing the 2040 market-value input; displayed series and growth include calculations: The lifecycle conditions support including retirement and support limitations in long-run growth assumptions, but do not establish a dated global withdrawal event.
10. Health at a Glance 2025 - Diagnostic Technologies
    - Evidence informing base-year allocation inputs; displayed values and growth are calculated: Imaging-stock comparator.
    - Evidence informing forecast-year allocation inputs; displayed values and growth are calculated: Imaging-stock comparator.
    - Evidence informing base-year allocation inputs; displayed values and growth are calculated: Coverage limitation.
    - Evidence informing forecast-year allocation inputs; displayed values and growth are calculated: Coverage limitation.
11. Health at a Glance: Latin America and the Caribbean 2023 - Medical Technologies
    - Evidence informing base-year allocation inputs; displayed values and growth are calculated: Brazil's CT and MRI densities anchor the equipment-linked expenditure proxy.
    - Evidence informing forecast-year allocation inputs; displayed values and growth are calculated: Brazil's CT and MRI densities anchor the equipment-linked expenditure proxy.
    - Evidence informing base-year allocation inputs; displayed values and growth are calculated: Heterogeneous regional equipment availability and partial coverage constrain the allocation model.
    - Evidence informing forecast-year allocation inputs; displayed values and growth are calculated: Heterogeneous regional equipment availability and partial coverage constrain the allocation model.

12. Health at a Glance: Asia/Pacific 2024 - Medical Technologies
    - Evidence informing base-year allocation inputs; displayed values and growth are calculated: Density and reimbursement-coverage anchors.
    - Evidence informing forecast-year allocation inputs; displayed values and growth are calculated: Density and reimbursement-coverage anchors.
    - Evidence informing base-year allocation inputs; displayed values and growth are calculated: High installed-density anchor.
    - Evidence informing forecast-year allocation inputs; displayed values and growth are calculated: High installed-density anchor.
    - Evidence informing base-year allocation inputs; displayed values and growth are calculated: Installed-density anchor.
    - Evidence informing forecast-year allocation inputs; displayed values and growth are calculated: Installed-density anchor.
    - Evidence informing base-year allocation inputs; displayed values and growth are calculated: Regional heterogeneity constrains uniform-density and uniform-access assumptions.
    - Evidence informing forecast-year allocation inputs; displayed values and growth are calculated: Regional heterogeneity constrains uniform-density and uniform-access assumptions.
13. Assessment of Breast Cancer Control Capacities in the WHO African Region in 2022
    - Evidence informing base-year allocation inputs; displayed values and growth are calculated: Survey coverage and equipment scarcity constrain extrapolation across Africa.
    - Evidence informing forecast-year allocation inputs; displayed values and growth are calculated: Survey coverage and equipment scarcity constrain extrapolation across Africa.
14. Hospital Equipment Maintenance Requirements - CMS Memorandum 14-07-Hospital
    - Evidence informing base-year allocation inputs; displayed values and growth are calculated: Imaging maintenance must follow manufacturer recommendations; this is not an exclusive OEM purchasing award.
    - Evidence informing forecast-year allocation inputs; displayed values and growth are calculated: Imaging maintenance must follow manufacturer recommendations; this is not an exclusive OEM purchasing award.
15. Managed Neutral Vendor Services - East of England Collaborative Procurement Hub
    - Evidence informing forecast-year allocation inputs; displayed values and growth are calculated: The framework starts January xx.xx 2026 and requires mini-competition; admission is not realized maintenance revenue.
16. Diagnostic Imaging Accreditation Scheme - Australian Commission on Safety and Quality in Health Care
    - Evidence informing base-year allocation inputs; displayed values and growth are calculated: Equipment-appropriate training, local licensing and records constrain service access, without measuring an outsourcing share.
    - Evidence informing forecast-year allocation inputs; displayed values and growth are calculated: Equipment-appropriate training, local licensing and records constrain service access, without measuring an outsourcing share.
17. Flexible Multi-Vendor Medical Imaging Equipment Service
    - Evidence informing base-year allocation inputs; displayed values and growth are calculated: A disclosed Time & Materials option supports a separate input-charged commercial route without reporting realized revenue or exact customer terms.
    - Evidence informing forecast-year allocation inputs; displayed values and growth are calculated: A disclosed Time & Materials option supports a separate input-charged commercial route without reporting realized revenue or exact customer terms.

15.4. Fixed Per-Event Fees

Table 159. Global Medical Imaging Equipment Maintenance Services Market Size, by Fixed Per-Event Fees, by Region, 2017-2040 (USD Million)

Region	2017	2024	2025	2026	2027	2032	2040	CAGR (%)
Africa	xx.xx	xx.xx	xx.xx	xx.xx	xx.xx	xx.xx	xx.xx	xx.xx
Asia-Pacific	xx.xx	xx.xx	xx.xx	xx.xx	xx.xx	xx.xx	xx.xx	xx.xx
Europe	xx.xx	xx.xx	xx.xx	xx.xx	xx.xx	xx.xx	xx.xx	xx.xx
Latin America	xx.xx	xx.xx	xx.xx	xx.xx	xx.xx	xx.xx	xx.xx	xx.xx
Middle East	xx.xx	xx.xx	xx.xx	xx.xx	xx.xx	xx.xx	xx.xx	xx.xx
North America	xx.xx	xx.xx	xx.xx	xx.xx	xx.xx	xx.xx	xx.xx	xx.xx
Total	**xx.xx**	**xx.xx**	**xx.xx**	**xx.xx**	**xx.xx**	**xx.xx**	**xx.xx**	**xx.xx**

Table 160. Global Medical Imaging Equipment Maintenance Services Market Size, by Fixed Per-Event Fees, by Group, 2017-2040 (USD Million)

Group	2017	2024	2025	2026	2027	2032	2040	CAGR (%)
ASEAN	xx.xx	xx.xx	xx.xx	xx.xx	xx.xx	xx.xx	xx.xx	xx.xx
BRICS	xx.xx	xx.xx	xx.xx	xx.xx	xx.xx	xx.xx	xx.xx	xx.xx
European Union	xx.xx	xx.xx	xx.xx	xx.xx	xx.xx	xx.xx	xx.xx	xx.xx
G7	xx.xx	xx.xx	xx.xx	xx.xx	xx.xx	xx.xx	xx.xx	xx.xx
GCC	xx.xx	xx.xx	xx.xx	xx.xx	xx.xx	xx.xx	xx.xx	xx.xx
NATO	xx.xx	xx.xx	xx.xx	xx.xx	xx.xx	xx.xx	xx.xx	xx.xx

Table 161. Global Medical Imaging Equipment Maintenance Services Market Size, by Fixed Per-Event Fees, by Country, 2017-2040 (USD Million)

Country	2017	2024	2025	2026	2027	2032	2040	CAGR (%)
Australia	xx.xx	xx.xx	xx.xx	xx.xx	xx.xx	xx.xx	xx.xx	xx.xx
Brazil	xx.xx	xx.xx	xx.xx	xx.xx	xx.xx	xx.xx	xx.xx	xx.xx
Canada	xx.xx	xx.xx	xx.xx	xx.xx	xx.xx	xx.xx	xx.xx	xx.xx
China	xx.xx	xx.xx	xx.xx	xx.xx	xx.xx	xx.xx	xx.xx	xx.xx
France	xx.xx	xx.xx	xx.xx	xx.xx	xx.xx	xx.xx	xx.xx	xx.xx
Germany	xx.xx	xx.xx	xx.xx	xx.xx	xx.xx	xx.xx	xx.xx	xx.xx
India	xx.xx	xx.xx	xx.xx	xx.xx	xx.xx	xx.xx	xx.xx	xx.xx
Italy	xx.xx	xx.xx	xx.xx	xx.xx	xx.xx	xx.xx	xx.xx	xx.xx
Japan	xx.xx	xx.xx	xx.xx	xx.xx	xx.xx	xx.xx	xx.xx	xx.xx
Mexico	xx.xx	xx.xx	xx.xx	xx.xx	xx.xx	xx.xx	xx.xx	xx.xx
Russia	xx.xx	xx.xx	xx.xx	xx.xx	xx.xx	xx.xx	xx.xx	xx.xx
South Korea	xx.xx	xx.xx	xx.xx	xx.xx	xx.xx	xx.xx	xx.xx	xx.xx
Spain	xx.xx	xx.xx	xx.xx	xx.xx	xx.xx	xx.xx	xx.xx	xx.xx
United Kingdom	xx.xx	xx.xx	xx.xx	xx.xx	xx.xx	xx.xx	xx.xx	xx.xx
United States	xx.xx	xx.xx	xx.xx	xx.xx	xx.xx	xx.xx	xx.xx	xx.xx
Others	xx.xx	xx.xx	xx.xx	xx.xx	xx.xx	xx.xx	xx.xx	xx.xx
Total	**xx.xx**	**xx.xx**	**xx.xx**	**xx.xx**	**xx.xx**	**xx.xx**	**xx.xx**	**xx.xx**

Sources & Evidence

1. Portable Ultrasound Repair Depot | MXR Imaging

   · Taxonomy evidence: The program offers flat-rate repair for eligible portable ultrasound systems, with repairability exclusions and alternative quotations for excluded cases. ([mxrimaging.com](https://mxrimaging.com/portable-ultrasound-depot-repair/))

   · Evidence informing base-year allocation inputs; displayed values and growth are calculated: Flat-rate repair for eligible jobs establishes event-specific pricing, while excluded cases receive alternative quotations; adoption is not disclosed.

   · Evidence informing forecast-year allocation inputs; displayed values and growth are calculated: Flat-rate repair for eligible jobs establishes event-specific pricing, while excluded cases receive alternative quotations; adoption is not disclosed.

2. Advanced Surgical Services - FSS Contract Products and Pricing

   · Taxonomy evidence: This historical U.S. federal schedule lists individually priced TEE and ultrasound-probe repair services. It corroborates job-priced imaging-component repair; its dated prices are not adopted as current benchmarks or quality-tier thresholds. Optical and unrelated surgical services in the same catalog are not used to expand the market boundary. ([gsaadvantage.gov](https://www.gsaadvantage.gov/ref_text/V797D70144/0RNSEO.3IKGDJ_V797D-70144_V797P70144FSSSCHED20170523.PDF))

3. GE HealthCare Technologies Inc. - 2025 Form 10-K
   - Evidence informing the 2023 market-value input; displayed series and growth include calculations: Reported services revenue of USD xx.xx supplies a historical commercial-activity proxy; it is broader than imaging maintenance.
   - Evidence informing the 2024 market-value input; displayed series and growth include calculations: Reported services revenue of USD xx.xx supplies the comparable historical proxy.
   - Evidence informing base-year allocation inputs; displayed values and growth are calculated: Destination-sales cross-check; broader than maintenance.
   - Evidence informing forecast-year allocation inputs; displayed values and growth are calculated: Destination-sales cross-check; broader than maintenance.
   - Evidence informing base-year allocation inputs; displayed values and growth are calculated: EMEA commercial-scale cross-check.
   - Evidence informing forecast-year allocation inputs; displayed values and growth are calculated: EMEA commercial-scale cross-check.
   - Evidence informing base-year allocation inputs; displayed values and growth are calculated: China commercial activity and 2025 growth counterevidence.
   - Evidence informing forecast-year allocation inputs; displayed values and growth are calculated: China commercial activity and 2025 growth counterevidence.
   - Evidence informing base-year allocation inputs; displayed values and growth are calculated: U.S. destination sales were USD xx.xx, not maintenance-only revenue.
   - Evidence informing forecast-year allocation inputs; displayed values and growth are calculated: U.S. destination sales were USD xx.xx, not maintenance-only revenue.
   - Evidence informing base-year allocation inputs; displayed values and growth are calculated: China destination sales were USD xx.xx; regional sales declined in 2025.
   - Evidence informing forecast-year allocation inputs; displayed values and growth are calculated: China destination sales were USD xx.xx; regional sales declined in 2025.
4. GE HealthCare Technologies Inc. - 2022 Form 10-K
   - Evidence informing the 2020 market-value input; displayed series and growth include calculations: Services revenue of USD xx.xx anchors the high-cost equipment cohort's historical activity index.
   - Evidence informing the 2021 market-value input; displayed series and growth include calculations: Services revenue of USD xx.xx supplies the comparable activity index.
   - Evidence informing the 2022 market-value input; displayed series and growth include calculations: Services revenue of USD xx.xx supplies the activity index. The filing attributes the services decline primarily to unfavorable currency effects.
5. Health at a Glance 2025 - Diagnostic Technologies
   - Evidence informing the 2032 market-value input; displayed series and growth include calculations: Long-run increases in imaging activity support continued equipment demand; examination volumes are not substituted for maintenance revenue.
   - Evidence informing the 2040 market-value input; displayed series and growth include calculations: The observed country variation and incomplete coverage constrain long-run stock-growth assumptions and prohibit uniform worldwide density extrapolation.
6. OnWatch Predict
   - Evidence informing the 2032 market-value input; displayed series and growth include calculations: Conditional reported benefits support considering a service-efficiency counterforce, not applying downtime reductions directly to service revenue.
   - Evidence informing the 2040 market-value input; displayed series and growth include calculations: The offering supports retaining human and component fulfillment costs in the long-run forecast; it does not establish autonomous servicing or engineer replacement.

7. Unite In-House Service Solutions
   - Evidence informing the 2032 market-value input; displayed series and growth include calculations: The retained-labor boundary supports the modeled purchased-scope counterforce, without measuring future adoption.
   - Evidence informing the 2040 market-value input; displayed series and growth include calculations: The offering supports maintaining a distinction between installed equipment obligations and externally purchased service expenditure.
8. Philips Standard Terms and Conditions of Service, Revision 23, April 2024
   - Evidence informing the 2032 market-value input; displayed series and growth include calculations: Published lifecycle terms condition post-End-of-Life repair on parts and trained-personnel availability and remove the earlier uptime guarantee. These constrain assumed indefinite support extension.
   - Evidence informing the 2040 market-value input; displayed series and growth include calculations: The lifecycle conditions support including retirement and support limitations in long-run growth assumptions, but do not establish a dated global withdrawal event.
9. Health at a Glance 2025 - Diagnostic Technologies
   - Evidence informing base-year allocation inputs; displayed values and growth are calculated: Imaging-stock comparator.
   - Evidence informing forecast-year allocation inputs; displayed values and growth are calculated: Imaging-stock comparator.
   - Evidence informing base-year allocation inputs; displayed values and growth are calculated: Coverage limitation.
   - Evidence informing forecast-year allocation inputs; displayed values and growth are calculated: Coverage limitation.
10. Health at a Glance: Latin America and the Caribbean 2023 - Medical Technologies
    - Evidence informing base-year allocation inputs; displayed values and growth are calculated: Brazil's CT and MRI densities anchor the equipment-linked expenditure proxy.
    - Evidence informing forecast-year allocation inputs; displayed values and growth are calculated: Brazil's CT and MRI densities anchor the equipment-linked expenditure proxy.
    - Evidence informing base-year allocation inputs; displayed values and growth are calculated: Heterogeneous regional equipment availability and partial coverage constrain the allocation model.
    - Evidence informing forecast-year allocation inputs; displayed values and growth are calculated: Heterogeneous regional equipment availability and partial coverage constrain the allocation model.
11. Health at a Glance: Asia/Pacific 2024 - Medical Technologies
    - Evidence informing base-year allocation inputs; displayed values and growth are calculated: Density and reimbursement-coverage anchors.
    - Evidence informing forecast-year allocation inputs; displayed values and growth are calculated: Density and reimbursement-coverage anchors.
    - Evidence informing base-year allocation inputs; displayed values and growth are calculated: High installed-density anchor.
    - Evidence informing forecast-year allocation inputs; displayed values and growth are calculated: High installed-density anchor.
    - Evidence informing base-year allocation inputs; displayed values and growth are calculated: Installed-density anchor.
    - Evidence informing forecast-year allocation inputs; displayed values and growth are calculated: Installed-density anchor.
    - Evidence informing base-year allocation inputs; displayed values and growth are calculated: Regional heterogeneity constrains uniform-density and uniform-access assumptions.
    - Evidence informing forecast-year allocation inputs; displayed values and growth are calculated: Regional heterogeneity constrains uniform-density and uniform-access assumptions.

12. Assessment of Breast Cancer Control Capacities in the WHO African Region in 2022
    - Evidence informing base-year allocation inputs; displayed values and growth are calculated: Survey coverage and equipment scarcity constrain extrapolation across Africa.
    - Evidence informing forecast-year allocation inputs; displayed values and growth are calculated: Survey coverage and equipment scarcity constrain extrapolation across Africa.
13. Hospital Equipment Maintenance Requirements - CMS Memorandum 14-07-Hospital
    - Evidence informing base-year allocation inputs; displayed values and growth are calculated: Imaging maintenance must follow manufacturer recommendations; this is not an exclusive OEM purchasing award.
    - Evidence informing forecast-year allocation inputs; displayed values and growth are calculated: Imaging maintenance must follow manufacturer recommendations; this is not an exclusive OEM purchasing award.
14. Managed Neutral Vendor Services - East of England Collaborative Procurement Hub
    - Evidence informing forecast-year allocation inputs; displayed values and growth are calculated: The framework starts January xx.xx 2026 and requires mini-competition; admission is not realized maintenance revenue.
15. Diagnostic Imaging Accreditation Scheme - Australian Commission on Safety and Quality in Health Care
    - Evidence informing base-year allocation inputs; displayed values and growth are calculated: Equipment-appropriate training, local licensing and records constrain service access, without measuring an outsourcing share.
    - Evidence informing forecast-year allocation inputs; displayed values and growth are calculated: Equipment-appropriate training, local licensing and records constrain service access, without measuring an outsourcing share.

15.5. Usage-Based Fees

Table 162. Global Medical Imaging Equipment Maintenance Services Market Size, by Usage-Based Fees, by Region, 2017-2040 (USD Million)

Region	2017	2024	2025	2026	2027	2032	2040	CAGR (%)
Africa	xx.xx	xx.xx	xx.xx	xx.xx	xx.xx	xx.xx	xx.xx	xx.xx
Asia-Pacific	xx.xx	xx.xx	xx.xx	xx.xx	xx.xx	xx.xx	xx.xx	xx.xx
Europe	xx.xx	xx.xx	xx.xx	xx.xx	xx.xx	xx.xx	xx.xx	xx.xx
Latin America	xx.xx	xx.xx	xx.xx	xx.xx	xx.xx	xx.xx	xx.xx	xx.xx
Middle East	xx.xx	xx.xx	xx.xx	xx.xx	xx.xx	xx.xx	xx.xx	xx.xx
North America	xx.xx	xx.xx	xx.xx	xx.xx	xx.xx	xx.xx	xx.xx	xx.xx
Total	**xx.xx**	**xx.xx**	**xx.xx**	**xx.xx**	**xx.xx**	**xx.xx**	**xx.xx**	**xx.xx**

Table 163. Global Medical Imaging Equipment Maintenance Services Market Size, by Usage-Based Fees, by Group, 2017-2040 (USD Million)

Group	2017	2024	2025	2026	2027	2032	2040	CAGR (%)
ASEAN	xx.xx	xx.xx	xx.xx	xx.xx	xx.xx	xx.xx	xx.xx	xx.xx
BRICS	xx.xx	xx.xx	xx.xx	xx.xx	xx.xx	xx.xx	xx.xx	xx.xx
European Union	xx.xx	xx.xx	xx.xx	xx.xx	xx.xx	xx.xx	xx.xx	xx.xx
G7	xx.xx	xx.xx	xx.xx	xx.xx	xx.xx	xx.xx	xx.xx	xx.xx
GCC	xx.xx	xx.xx	xx.xx	xx.xx	xx.xx	xx.xx	xx.xx	xx.xx
NATO	xx.xx	xx.xx	xx.xx	xx.xx	xx.xx	xx.xx	xx.xx	xx.xx

Table 164. Global Medical Imaging Equipment Maintenance Services Market Size, by Usage-Based Fees, by Country, 2017-2040 (USD Million)

Country	2017	2024	2025	2026	2027	2032	2040	CAGR (%)
Australia	xx.xx	xx.xx	xx.xx	xx.xx	xx.xx	xx.xx	xx.xx	xx.xx
Brazil	xx.xx	xx.xx	xx.xx	xx.xx	xx.xx	xx.xx	xx.xx	xx.xx
Canada	xx.xx	xx.xx	xx.xx	xx.xx	xx.xx	xx.xx	xx.xx	xx.xx
China	xx.xx	xx.xx	xx.xx	xx.xx	xx.xx	xx.xx	xx.xx	xx.xx
France	xx.xx	xx.xx	xx.xx	xx.xx	xx.xx	xx.xx	xx.xx	xx.xx
Germany	xx.xx	xx.xx	xx.xx	xx.xx	xx.xx	xx.xx	xx.xx	xx.xx
India	xx.xx	xx.xx	xx.xx	xx.xx	xx.xx	xx.xx	xx.xx	xx.xx
Italy	xx.xx	xx.xx	xx.xx	xx.xx	xx.xx	xx.xx	xx.xx	xx.xx
Japan	xx.xx	xx.xx	xx.xx	xx.xx	xx.xx	xx.xx	xx.xx	xx.xx
Mexico	xx.xx	xx.xx	xx.xx	xx.xx	xx.xx	xx.xx	xx.xx	xx.xx
Russia	xx.xx	xx.xx	xx.xx	xx.xx	xx.xx	xx.xx	xx.xx	xx.xx
South Korea	xx.xx	xx.xx	xx.xx	xx.xx	xx.xx	xx.xx	xx.xx	xx.xx
Spain	xx.xx	xx.xx	xx.xx	xx.xx	xx.xx	xx.xx	xx.xx	xx.xx
United Kingdom	xx.xx	xx.xx	xx.xx	xx.xx	xx.xx	xx.xx	xx.xx	xx.xx
United States	xx.xx	xx.xx	xx.xx	xx.xx	xx.xx	xx.xx	xx.xx	xx.xx
Others	xx.xx	xx.xx	xx.xx	xx.xx	xx.xx	xx.xx	xx.xx	xx.xx
Total	**xx.xx**	**xx.xx**	**xx.xx**	**xx.xx**	**xx.xx**	**xx.xx**	**xx.xx**	**xx.xx**

Sources & Evidence

1. Service Enablers | GE HealthCare (India)

   · Taxonomy evidence: GE HealthCare's India service catalog describes Trupay equipment care with payment linked to actual equipment usage. This establishes that supplier's disclosed commercial format, not global adoption, a public billing rate, or executed customer demand. ([gehealthcare.com](https://www.gehealthcare.com/en-in/services/service-enablers))

2. GE HealthCare Technologies Inc. - 2025 Form 10-K
   - Evidence informing the 2023 market-value input; displayed series and growth include calculations: Reported services revenue of USD xx.xx supplies a historical commercial-activity proxy; it is broader than imaging maintenance.
   - Evidence informing the 2024 market-value input; displayed series and growth include calculations: Reported services revenue of USD xx.xx supplies the comparable historical proxy.
   - Evidence informing base-year allocation inputs; displayed values and growth are calculated: Destination-sales cross-check; broader than maintenance.
   - Evidence informing forecast-year allocation inputs; displayed values and growth are calculated: Destination-sales cross-check; broader than maintenance.
   - Evidence informing base-year allocation inputs; displayed values and growth are calculated: EMEA commercial-scale cross-check.
   - Evidence informing forecast-year allocation inputs; displayed values and growth are calculated: EMEA commercial-scale cross-check.
   - Evidence informing base-year allocation inputs; displayed values and growth are calculated: China commercial activity and 2025 growth counterevidence.
   - Evidence informing forecast-year allocation inputs; displayed values and growth are calculated: China commercial activity and 2025 growth counterevidence.
   - Evidence informing base-year allocation inputs; displayed values and growth are calculated: U.S. destination sales were USD xx.xx, not maintenance-only revenue.
   - Evidence informing forecast-year allocation inputs; displayed values and growth are calculated: U.S. destination sales were USD xx.xx, not maintenance-only revenue.
   - Evidence informing base-year allocation inputs; displayed values and growth are calculated: China destination sales were USD xx.xx; regional sales declined in 2025.
   - Evidence informing forecast-year allocation inputs; displayed values and growth are calculated: China destination sales were USD xx.xx; regional sales declined in 2025.
3. GE HealthCare Technologies Inc. - 2022 Form 10-K
   - Evidence informing the 2020 market-value input; displayed series and growth include calculations: Services revenue of USD xx.xx anchors the high-cost equipment cohort's historical activity index.
   - Evidence informing the 2021 market-value input; displayed series and growth include calculations: Services revenue of USD xx.xx supplies the comparable activity index.
   - Evidence informing the 2022 market-value input; displayed series and growth include calculations: Services revenue of USD xx.xx supplies the activity index. The filing attributes the services decline primarily to unfavorable currency effects.
4. Health at a Glance 2025 - Diagnostic Technologies
   - Evidence informing the 2032 market-value input; displayed series and growth include calculations: Long-run increases in imaging activity support continued equipment demand; examination volumes are not substituted for maintenance revenue.
   - Evidence informing the 2040 market-value input; displayed series and growth include calculations: The observed country variation and incomplete coverage constrain long-run stock-growth assumptions and prohibit uniform worldwide density extrapolation.
5. OnWatch Predict
   - Evidence informing the 2032 market-value input; displayed series and growth include calculations: Conditional reported benefits support considering a service-efficiency counterforce, not applying downtime reductions directly to service revenue.
   - Evidence informing the 2040 market-value input; displayed series and growth include calculations: The offering supports retaining human and component fulfillment costs in the long-run forecast; it does not establish autonomous servicing or engineer replacement.

6. Unite In-House Service Solutions
   - Evidence informing the 2032 market-value input; displayed series and growth include calculations: The retained-labor boundary supports the modeled purchased-scope counterforce, without measuring future adoption.
   - Evidence informing the 2040 market-value input; displayed series and growth include calculations: The offering supports maintaining a distinction between installed equipment obligations and externally purchased service expenditure.
7. Philips Standard Terms and Conditions of Service, Revision 23, April 2024
   - Evidence informing the 2032 market-value input; displayed series and growth include calculations: Published lifecycle terms condition post-End-of-Life repair on parts and trained-personnel availability and remove the earlier uptime guarantee. These constrain assumed indefinite support extension.
   - Evidence informing the 2040 market-value input; displayed series and growth include calculations: The lifecycle conditions support including retirement and support limitations in long-run growth assumptions, but do not establish a dated global withdrawal event.
8. Health at a Glance 2025 - Diagnostic Technologies
   - Evidence informing base-year allocation inputs; displayed values and growth are calculated: Imaging-stock comparator.
   - Evidence informing forecast-year allocation inputs; displayed values and growth are calculated: Imaging-stock comparator.
   - Evidence informing base-year allocation inputs; displayed values and growth are calculated: Coverage limitation.
   - Evidence informing forecast-year allocation inputs; displayed values and growth are calculated: Coverage limitation.
9. Health at a Glance: Latin America and the Caribbean 2023 - Medical Technologies
   - Evidence informing base-year allocation inputs; displayed values and growth are calculated: Brazil's CT and MRI densities anchor the equipment-linked expenditure proxy.
   - Evidence informing forecast-year allocation inputs; displayed values and growth are calculated: Brazil's CT and MRI densities anchor the equipment-linked expenditure proxy.
   - Evidence informing base-year allocation inputs; displayed values and growth are calculated: Heterogeneous regional equipment availability and partial coverage constrain the allocation model.
   - Evidence informing forecast-year allocation inputs; displayed values and growth are calculated: Heterogeneous regional equipment availability and partial coverage constrain the allocation model.
10. Health at a Glance: Asia/Pacific 2024 - Medical Technologies
    - Evidence informing base-year allocation inputs; displayed values and growth are calculated: Density and reimbursement-coverage anchors.
    - Evidence informing forecast-year allocation inputs; displayed values and growth are calculated: Density and reimbursement-coverage anchors.
    - Evidence informing base-year allocation inputs; displayed values and growth are calculated: High installed-density anchor.
    - Evidence informing forecast-year allocation inputs; displayed values and growth are calculated: High installed-density anchor.
    - Evidence informing base-year allocation inputs; displayed values and growth are calculated: Installed-density anchor.
    - Evidence informing forecast-year allocation inputs; displayed values and growth are calculated: Installed-density anchor.
    - Evidence informing base-year allocation inputs; displayed values and growth are calculated: Regional heterogeneity constrains uniform-density and uniform-access assumptions.
    - Evidence informing forecast-year allocation inputs; displayed values and growth are calculated: Regional heterogeneity constrains uniform-density and uniform-access assumptions.

11. Assessment of Breast Cancer Control Capacities in the WHO African Region in 2022
    - Evidence informing base-year allocation inputs; displayed values and growth are calculated: Survey coverage and equipment scarcity constrain extrapolation across Africa.
    - Evidence informing forecast-year allocation inputs; displayed values and growth are calculated: Survey coverage and equipment scarcity constrain extrapolation across Africa.
12. Hospital Equipment Maintenance Requirements - CMS Memorandum 14-07-Hospital
    - Evidence informing base-year allocation inputs; displayed values and growth are calculated: Imaging maintenance must follow manufacturer recommendations; this is not an exclusive OEM purchasing award.
    - Evidence informing forecast-year allocation inputs; displayed values and growth are calculated: Imaging maintenance must follow manufacturer recommendations; this is not an exclusive OEM purchasing award.
13. Managed Neutral Vendor Services - East of England Collaborative Procurement Hub
    - Evidence informing forecast-year allocation inputs; displayed values and growth are calculated: The framework starts January xx.xx 2026 and requires mini-competition; admission is not realized maintenance revenue.
14. Diagnostic Imaging Accreditation Scheme - Australian Commission on Safety and Quality in Health Care
    - Evidence informing base-year allocation inputs; displayed values and growth are calculated: Equipment-appropriate training, local licensing and records constrain service access, without measuring an outsourcing share.
    - Evidence informing forecast-year allocation inputs; displayed values and growth are calculated: Equipment-appropriate training, local licensing and records constrain service access, without measuring an outsourcing share.
15. TruPay - GE HealthCare commercial brochure
    - Evidence informing base-year allocation inputs; displayed values and growth are calculated: The explicit minimum payment constrains the pure Usage-Based Fees numerator; a pay-per-use promotional label does not independently establish variable-only billing.
    - Evidence informing forecast-year allocation inputs; displayed values and growth are calculated: The explicit minimum payment constrains the pure Usage-Based Fees numerator; a pay-per-use promotional label does not independently establish variable-only billing.

16. Medical Imaging Equipment Maintenance Services Market, by Vendor Scope

Single-Vendor Coverage and Multi-Vendor Coverage concern the equipment manufacturers represented in the agreement, not the number of service contractors. ■■ ■■■■■■■■■■ ■■■■■■■■■ ■■■■■■■■■■ ■■■■■ ■■■■■■■■■■■ ■■■■■■■■ ■■ ■■■■■■■■■■ ■■■■■■■ ■■■■■ ■■■■■■■■ ■■■■■■■■■■ ■■■■■■■■■■■ ■■■■■■■ ■■■ ■■■■■■■ ■■■ ■■■■■■■■■■■ ■■■■■■■■ ■ ■■■■■■■ ■■■■■■■■■■■ ■■■■■■■■ ■■■ ■■■■■■■■■ ■■■■■■■ ■■■■■■■■■■■ ■■■■■■■■■ ■■■■■ ■■■■■■■■ ■■■■■■■ ■■■■■■■■■■ ■■■ ■■■■■ ■■■■■■■ ■■■■■■■■■ ■■■■ ■■■■ ■■■ ■■■■■■■■■■■■■■ Classification should follow the covered-asset schedule rather than the supplier's company-wide portfolio.

The commercial choice is between consolidated accountability and retained asset-level contracting control. ■■■■■■■ ■■■■■■■■■■ ■■■■■ ■■■■■■ ■■■■■■■ ■■■■■■■■ ■■■■■■ ■■■■■■■■ ■■■■■■■■■■■ ■■■ ■■■■■■■■ ■■■■■■■ ■■■■■■ ■■■ ■■■■■■■■■■■■ ■■■■■■■■■■■■ ■■■■ ■■■■■■■■■ ■ ■■■■■■■■■■■ ■■■■■■■■ ■■■■■■ ■■■ ■■■ ■■■■■■■■■■■ ■■■ ■■■■■ ■■■■■■ ■■■■■■■■■■■■■■ ■■■■ ■■■■■■ ■■■■■■ ■■■■■■■■■■■ ■■■■■■■■■■ ■■■■■ ■■■■■■■■■■■■■ ■■■■■■■■■■ ■■■■ ■■■ ■■■■■ ■■■■■■■■■ ■■■■■■ ■■■■■■ ■■■■■■ ■■ ■■■■■■■■ ■■■■■■■■■ ■■ ■■■■■■■■ ■■■■■■■■■■■■■■■ ■■■■■■■ ■■■■■■ ■■■ ■■■■■■■■■■ ■■■■■■ ■■■■■■■■■■■■■■■ A newly acquired asset or changed manufacturer identity should trigger schedule reconciliation; separate agreements remain preferable when the proposed lead cannot establish an acceptable commitment for a material part of the fleet.

Figure 26. Global Medical Imaging Equipment Maintenance Services Market Size, by Vendor Scope, 2025 (%)

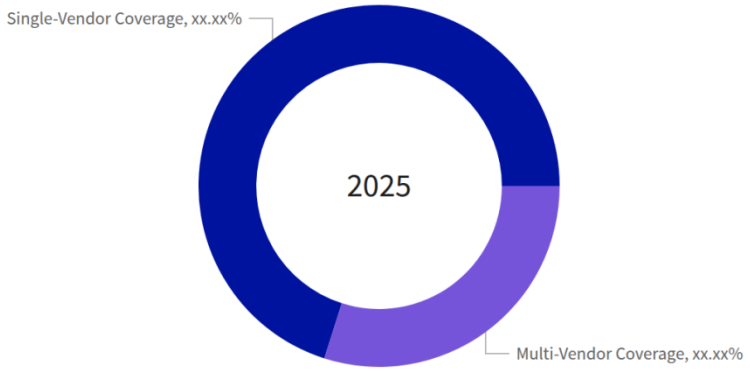

Figure 27. Global Medical Imaging Equipment Maintenance Services Market, by Vendor Scope, 2032 (USD Million)

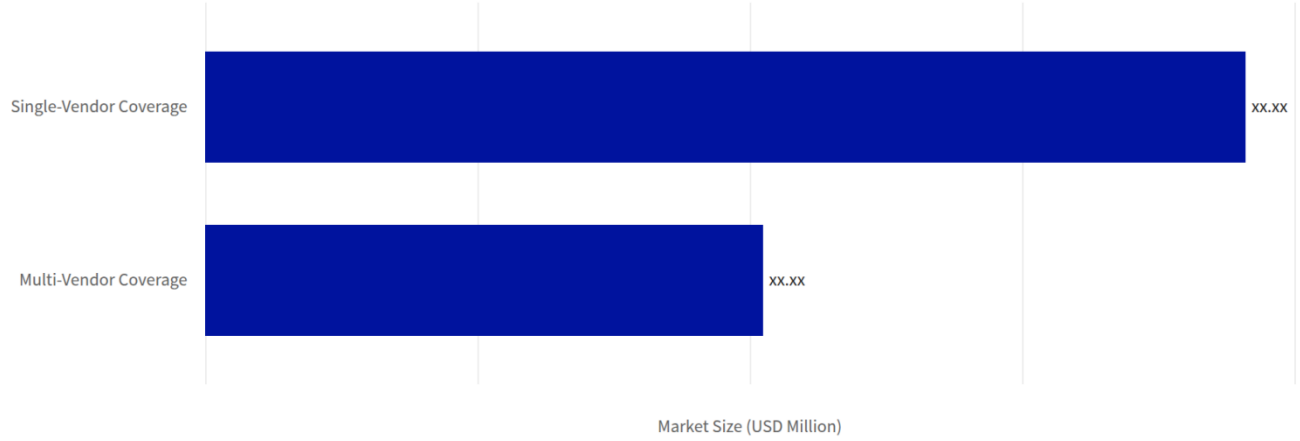

Table 165. Global Medical Imaging Equipment Maintenance Services Market, by Vendor Scope growth contribution, 2025-2032

Category	2025 value (USD Million)	2032 value (USD Million)	Added value (USD Million)	2025 share (%)	2032 share (%)	Change (pp)	Growth share (%)	CAGR (%)
Multi-Vendor Coverage	xx.xx	xx.xx	xx.xx	xx.xx	xx.xx	xx.xx	xx.xx	xx.xx
Single-Vendor Coverage	xx.xx	xx.xx	xx.xx	xx.xx	xx.xx	xx.xx	xx.xx	xx.xx
Scope total	**xx.xx**	**xx.xx**	**xx.xx**	**xx.xx**	**xx.xx**	**xx.xx**	**xx.xx**	**xx.xx**

Table 166. Global Medical Imaging Equipment Maintenance Services Market Size, by Vendor Scope, 2017-2040 (USD Million)

Vendor Scope	2017	2024	2025	2026	2027	2032	2040	CAGR (%)
Multi-Vendor Coverage	xx.xx	xx.xx	xx.xx	xx.xx	xx.xx	xx.xx	xx.xx	xx.xx
Single-Vendor Coverage	xx.xx	xx.xx	xx.xx	xx.xx	xx.xx	xx.xx	xx.xx	xx.xx
Total	**xx.xx**	**xx.xx**	**xx.xx**	**xx.xx**	**xx.xx**	**xx.xx**	**xx.xx**	**xx.xx**

Sources & Evidence

1. Unite In-House Service Solutions

   · GE HealthCare describes enterprise Unite arrangements covering GE HealthCare assets, supporting an own-brand fleet example. ([gehealthcare.com](https://www.gehealthcare.com/en/services/unite-in-house))

   · Evidence informing the 2032 market-value input; displayed series and growth include calculations: The retained-labor boundary supports the modeled purchased-scope counterforce, without measuring future adoption.

   · Evidence informing the 2040 market-value input; displayed series and growth include calculations: The offering supports maintaining a distinction between installed equipment obligations and externally purchased service expenditure.

   · Evidence informing base-year allocation inputs; displayed values and growth are calculated: Enterprise offerings covering GE HealthCare assets establish an own-brand agreement example without measuring its market penetration.

   · Evidence informing forecast-year allocation inputs; displayed values and growth are calculated: Enterprise offerings covering GE HealthCare assets establish an own-brand agreement example without measuring its market penetration.

2. Multi-vendor services

   · The offering includes contract consolidation and identifies parts access through Philips, Dunlee Imaging Components, and AllParts Medical. Complete model eligibility is not established. ([usa.philips.com](https://www.usa.philips.com/healthcare/service/healthcare-multi-vendor-services))

   · Evidence informing base-year allocation inputs; displayed values and growth are calculated: Consolidated support for Philips and non-Philips equipment establishes agreement-level multi-vendor coverage; staffing scale and parts access do not measure penetration.

   · Evidence informing forecast-year allocation inputs; displayed values and growth are calculated: Consolidated support for Philips and non-Philips equipment establishes agreement-level multi-vendor coverage; staffing scale and parts access do not measure penetration.

3. A517 - Mercati di manutenzione di dispositivi diagnostici, Provvedimento n. 28620

   · Taxonomy evidence: The authority distinguishes manufacturer-specific and multi-manufacturer maintenance purchasing; this supports agreement-level vendor breadth independently of contractor identity. ([agcm.it](https://agcm.it/dotcmsCustom/getDominoAttach?urlStr=xx.xx.xx.xx%3A8080%2F41256297003874BD%2F0%2FB13F234DB1AF848FC12586DF00528DF4%2F%24File%2Fp28620.pdf))

   · Taxonomy evidence: The analysis distinguishes own-brand maintenance and multi-vendor arrangements involving different equipment brands. ([agcm.it](https://agcm.it/dotcmsCustom/getDominoAttach?urlStr=xx.xx.xx.xx%3A8080%2F41256297003874BD%2F0%2FB13F234DB1AF848FC12586DF00528DF4%2F%24File%2Fp28620.pdf))

4. GE HealthCare Technologies Inc. - 2025 Form 10-K

   · Evidence informing the 2023 market-value input; displayed series and growth include calculations: Reported services revenue of USD xx.xx supplies a historical commercial-activity proxy; it is broader than imaging maintenance.

   · Evidence informing the 2024 market-value input; displayed series and growth include calculations: Reported services revenue of USD xx.xx supplies the comparable historical proxy.

5. GE HealthCare Technologies Inc. - 2022 Form 10-K

   · Evidence informing the 2020 market-value input; displayed series and growth include calculations: Services revenue of USD xx.xx anchors the high-cost equipment cohort's historical activity index.

   · Evidence informing the 2021 market-value input; displayed series and growth include calculations: Services revenue of USD xx.xx supplies the comparable activity index.

   · Evidence informing the 2022 market-value input; displayed series and growth include calculations: Services revenue of USD xx.xx supplies the activity index. The filing attributes the services decline primarily to unfavorable currency effects.

6. Health at a Glance 2025 - Diagnostic Technologies
   - Evidence informing the 2032 market-value input; displayed series and growth include calculations: Long-run increases in imaging activity support continued equipment demand; examination volumes are not substituted for maintenance revenue.
   - Evidence informing the 2040 market-value input; displayed series and growth include calculations: The observed country variation and incomplete coverage constrain long-run stock-growth assumptions and prohibit uniform worldwide density extrapolation.
7. OnWatch Predict
   - Evidence informing the 2032 market-value input; displayed series and growth include calculations: Conditional reported benefits support considering a service-efficiency counterforce, not applying downtime reductions directly to service revenue.
   - Evidence informing the 2040 market-value input; displayed series and growth include calculations: The offering supports retaining human and component fulfillment costs in the long-run forecast; it does not establish autonomous servicing or engineer replacement.
8. Philips Standard Terms and Conditions of Service, Revision 23, April 2024
   - Evidence informing the 2032 market-value input; displayed series and growth include calculations: Published lifecycle terms condition post-End-of-Life repair on parts and trained-personnel availability and remove the earlier uptime guarantee. These constrain assumed indefinite support extension.
   - Evidence informing the 2040 market-value input; displayed series and growth include calculations: The lifecycle conditions support including retirement and support limitations in long-run growth assumptions, but do not establish a dated global withdrawal event.

16.1. Single-Vendor Coverage

Table 167. Global Medical Imaging Equipment Maintenance Services Market Size, by Single-Vendor Coverage, by Region, 2017-2040 (USD Million)

Region	2017	2024	2025	2026	2027	2032	2040	CAGR (%)
Africa	xx.xx	xx.xx	xx.xx	xx.xx	xx.xx	xx.xx	xx.xx	xx.xx
Asia-Pacific	xx.xx	xx.xx	xx.xx	xx.xx	xx.xx	xx.xx	xx.xx	xx.xx
Europe	xx.xx	xx.xx	xx.xx	xx.xx	xx.xx	xx.xx	xx.xx	xx.xx
Latin America	xx.xx	xx.xx	xx.xx	xx.xx	xx.xx	xx.xx	xx.xx	xx.xx
Middle East	xx.xx	xx.xx	xx.xx	xx.xx	xx.xx	xx.xx	xx.xx	xx.xx
North America	xx.xx	xx.xx	xx.xx	xx.xx	xx.xx	xx.xx	xx.xx	xx.xx
Total	**xx.xx**	**xx.xx**	**xx.xx**	**xx.xx**	**xx.xx**	**xx.xx**	**xx.xx**	**xx.xx**

Table 168. Global Medical Imaging Equipment Maintenance Services Market Size, by Single-Vendor Coverage, by Group, 2017-2040 (USD Million)

Group	2017	2024	2025	2026	2027	2032	2040	CAGR (%)
ASEAN	xx.xx	xx.xx	xx.xx	xx.xx	xx.xx	xx.xx	xx.xx	xx.xx
BRICS	xx.xx	xx.xx	xx.xx	xx.xx	xx.xx	xx.xx	xx.xx	xx.xx
European Union	xx.xx	xx.xx	xx.xx	xx.xx	xx.xx	xx.xx	xx.xx	xx.xx
G7	xx.xx	xx.xx	xx.xx	xx.xx	xx.xx	xx.xx	xx.xx	xx.xx
GCC	xx.xx	xx.xx	xx.xx	xx.xx	xx.xx	xx.xx	xx.xx	xx.xx
NATO	xx.xx	xx.xx	xx.xx	xx.xx	xx.xx	xx.xx	xx.xx	xx.xx

Table 169. Global Medical Imaging Equipment Maintenance Services Market Size, by Single-Vendor Coverage, by Country, 2017-2040 (USD Million)

Country	2017	2024	2025	2026	2027	2032	2040	CAGR (%)
Australia	xx.xx	xx.xx	xx.xx	xx.xx	xx.xx	xx.xx	xx.xx	xx.xx
Brazil	xx.xx	xx.xx	xx.xx	xx.xx	xx.xx	xx.xx	xx.xx	xx.xx
Canada	xx.xx	xx.xx	xx.xx	xx.xx	xx.xx	xx.xx	xx.xx	xx.xx
China	xx.xx	xx.xx	xx.xx	xx.xx	xx.xx	xx.xx	xx.xx	xx.xx
France	xx.xx	xx.xx	xx.xx	xx.xx	xx.xx	xx.xx	xx.xx	xx.xx
Germany	xx.xx	xx.xx	xx.xx	xx.xx	xx.xx	xx.xx	xx.xx	xx.xx
India	xx.xx	xx.xx	xx.xx	xx.xx	xx.xx	xx.xx	xx.xx	xx.xx
Italy	xx.xx	xx.xx	xx.xx	xx.xx	xx.xx	xx.xx	xx.xx	xx.xx
Japan	xx.xx	xx.xx	xx.xx	xx.xx	xx.xx	xx.xx	xx.xx	xx.xx
Mexico	xx.xx	xx.xx	xx.xx	xx.xx	xx.xx	xx.xx	xx.xx	xx.xx
Russia	xx.xx	xx.xx	xx.xx	xx.xx	xx.xx	xx.xx	xx.xx	xx.xx
South Korea	xx.xx	xx.xx	xx.xx	xx.xx	xx.xx	xx.xx	xx.xx	xx.xx
Spain	xx.xx	xx.xx	xx.xx	xx.xx	xx.xx	xx.xx	xx.xx	xx.xx
United Kingdom	xx.xx	xx.xx	xx.xx	xx.xx	xx.xx	xx.xx	xx.xx	xx.xx
United States	xx.xx	xx.xx	xx.xx	xx.xx	xx.xx	xx.xx	xx.xx	xx.xx
Others	xx.xx	xx.xx	xx.xx	xx.xx	xx.xx	xx.xx	xx.xx	xx.xx
Total	**xx.xx**	**xx.xx**	**xx.xx**	**xx.xx**	**xx.xx**	**xx.xx**	**xx.xx**	**xx.xx**

Sources & Evidence

1. A517 - Mercati di manutenzione di dispositivi diagnostici, Provvedimento n. 28620
   · Taxonomy evidence: Manufacturer-brand-specific maintenance is separately discussed from multi-vendor procurement.
   ([agcm.it](https://agcm.it/dotcmsCustom/getDominoAttach?urlStr=xx.xx.xx.xx%3A8080%2F41256297003874BD%2F0%2FB13F234DB1AF848FC12586DF00528DF4%2F%24File%2Fp28620.pdf))

2. GE HealthCare Technologies Inc. - 2025 Form 10-K
   - Evidence informing the 2023 market-value input; displayed series and growth include calculations: Reported services revenue of USD xx.xx supplies a historical commercial-activity proxy; it is broader than imaging maintenance.
   - Evidence informing the 2024 market-value input; displayed series and growth include calculations: Reported services revenue of USD xx.xx supplies the comparable historical proxy.
   - Evidence informing base-year allocation inputs; displayed values and growth are calculated: Destination-sales cross-check; broader than maintenance.
   - Evidence informing forecast-year allocation inputs; displayed values and growth are calculated: Destination-sales cross-check; broader than maintenance.
   - Evidence informing base-year allocation inputs; displayed values and growth are calculated: EMEA commercial-scale cross-check.
   - Evidence informing forecast-year allocation inputs; displayed values and growth are calculated: EMEA commercial-scale cross-check.
   - Evidence informing base-year allocation inputs; displayed values and growth are calculated: China commercial activity and 2025 growth counterevidence.
   - Evidence informing forecast-year allocation inputs; displayed values and growth are calculated: China commercial activity and 2025 growth counterevidence.
   - Evidence informing base-year allocation inputs; displayed values and growth are calculated: U.S. destination sales were USD xx.xx, not maintenance-only revenue.
   - Evidence informing forecast-year allocation inputs; displayed values and growth are calculated: U.S. destination sales were USD xx.xx, not maintenance-only revenue.
   - Evidence informing base-year allocation inputs; displayed values and growth are calculated: China destination sales were USD xx.xx; regional sales declined in 2025.
   - Evidence informing forecast-year allocation inputs; displayed values and growth are calculated: China destination sales were USD xx.xx; regional sales declined in 2025.
3. GE HealthCare Technologies Inc. - 2022 Form 10-K
   - Evidence informing the 2020 market-value input; displayed series and growth include calculations: Services revenue of USD xx.xx anchors the high-cost equipment cohort's historical activity index.
   - Evidence informing the 2021 market-value input; displayed series and growth include calculations: Services revenue of USD xx.xx supplies the comparable activity index.
   - Evidence informing the 2022 market-value input; displayed series and growth include calculations: Services revenue of USD xx.xx supplies the activity index. The filing attributes the services decline primarily to unfavorable currency effects.
4. Health at a Glance 2025 - Diagnostic Technologies
   - Evidence informing the 2032 market-value input; displayed series and growth include calculations: Long-run increases in imaging activity support continued equipment demand; examination volumes are not substituted for maintenance revenue.
   - Evidence informing the 2040 market-value input; displayed series and growth include calculations: The observed country variation and incomplete coverage constrain long-run stock-growth assumptions and prohibit uniform worldwide density extrapolation.
5. OnWatch Predict
   - Evidence informing the 2032 market-value input; displayed series and growth include calculations: Conditional reported benefits support considering a service-efficiency counterforce, not applying downtime reductions directly to service revenue.
   - Evidence informing the 2040 market-value input; displayed series and growth include calculations: The offering supports retaining human and component fulfillment costs in the long-run forecast; it does not establish autonomous servicing or engineer replacement.

6. Unite In-House Service Solutions
   - Evidence informing the 2032 market-value input; displayed series and growth include calculations: The retained-labor boundary supports the modeled purchased-scope counterforce, without measuring future adoption.
   - Evidence informing the 2040 market-value input; displayed series and growth include calculations: The offering supports maintaining a distinction between installed equipment obligations and externally purchased service expenditure.
   - Evidence informing base-year allocation inputs; displayed values and growth are calculated: Enterprise offerings covering GE HealthCare assets establish an own-brand agreement example without measuring its market penetration.
   - Evidence informing forecast-year allocation inputs; displayed values and growth are calculated: Enterprise offerings covering GE HealthCare assets establish an own-brand agreement example without measuring its market penetration.
7. Philips Standard Terms and Conditions of Service, Revision 23, April 2024
   - Evidence informing the 2032 market-value input; displayed series and growth include calculations: Published lifecycle terms condition post-End-of-Life repair on parts and trained-personnel availability and remove the earlier uptime guarantee. These constrain assumed indefinite support extension.
   - Evidence informing the 2040 market-value input; displayed series and growth include calculations: The lifecycle conditions support including retirement and support limitations in long-run growth assumptions, but do not establish a dated global withdrawal event.
8. Health at a Glance 2025 - Diagnostic Technologies
   - Evidence informing base-year allocation inputs; displayed values and growth are calculated: Imaging-stock comparator.
   - Evidence informing forecast-year allocation inputs; displayed values and growth are calculated: Imaging-stock comparator.
   - Evidence informing base-year allocation inputs; displayed values and growth are calculated: Coverage limitation.
   - Evidence informing forecast-year allocation inputs; displayed values and growth are calculated: Coverage limitation.
9. Health at a Glance: Latin America and the Caribbean 2023 - Medical Technologies
   - Evidence informing base-year allocation inputs; displayed values and growth are calculated: Brazil's CT and MRI densities anchor the equipment-linked expenditure proxy.
   - Evidence informing forecast-year allocation inputs; displayed values and growth are calculated: Brazil's CT and MRI densities anchor the equipment-linked expenditure proxy.
   - Evidence informing base-year allocation inputs; displayed values and growth are calculated: Heterogeneous regional equipment availability and partial coverage constrain the allocation model.
   - Evidence informing forecast-year allocation inputs; displayed values and growth are calculated: Heterogeneous regional equipment availability and partial coverage constrain the allocation model.

10. Health at a Glance: Asia/Pacific 2024 - Medical Technologies
    - Evidence informing base-year allocation inputs; displayed values and growth are calculated: Density and reimbursement-coverage anchors.
    - Evidence informing forecast-year allocation inputs; displayed values and growth are calculated: Density and reimbursement-coverage anchors.
    - Evidence informing base-year allocation inputs; displayed values and growth are calculated: High installed-density anchor.
    - Evidence informing forecast-year allocation inputs; displayed values and growth are calculated: High installed-density anchor.
    - Evidence informing base-year allocation inputs; displayed values and growth are calculated: Installed-density anchor.
    - Evidence informing forecast-year allocation inputs; displayed values and growth are calculated: Installed-density anchor.
    - Evidence informing base-year allocation inputs; displayed values and growth are calculated: Regional heterogeneity constrains uniform-density and uniform-access assumptions.
    - Evidence informing forecast-year allocation inputs; displayed values and growth are calculated: Regional heterogeneity constrains uniform-density and uniform-access assumptions.
11. Assessment of Breast Cancer Control Capacities in the WHO African Region in 2022
    - Evidence informing base-year allocation inputs; displayed values and growth are calculated: Survey coverage and equipment scarcity constrain extrapolation across Africa.
    - Evidence informing forecast-year allocation inputs; displayed values and growth are calculated: Survey coverage and equipment scarcity constrain extrapolation across Africa.
12. Hospital Equipment Maintenance Requirements - CMS Memorandum 14-07-Hospital
    - Evidence informing base-year allocation inputs; displayed values and growth are calculated: Imaging maintenance must follow manufacturer recommendations; this is not an exclusive OEM purchasing award.
    - Evidence informing forecast-year allocation inputs; displayed values and growth are calculated: Imaging maintenance must follow manufacturer recommendations; this is not an exclusive OEM purchasing award.
13. Managed Neutral Vendor Services - East of England Collaborative Procurement Hub
    - Evidence informing forecast-year allocation inputs; displayed values and growth are calculated: The framework starts January xx.xx 2026 and requires mini-competition; admission is not realized maintenance revenue.
14. Diagnostic Imaging Accreditation Scheme - Australian Commission on Safety and Quality in Health Care
    - Evidence informing base-year allocation inputs; displayed values and growth are calculated: Equipment-appropriate training, local licensing and records constrain service access, without measuring an outsourcing share.
    - Evidence informing forecast-year allocation inputs; displayed values and growth are calculated: Equipment-appropriate training, local licensing and records constrain service access, without measuring an outsourcing share.

16.2. Multi-Vendor Coverage

Table 170. Global Medical Imaging Equipment Maintenance Services Market Size, by Multi-Vendor Coverage, by Region, 2017-2040 (USD Million)

Region	2017	2024	2025	2026	2027	2032	2040	CAGR (%)
Africa	xx.xx	xx.xx	xx.xx	xx.xx	xx.xx	xx.xx	xx.xx	xx.xx
Asia-Pacific	xx.xx	xx.xx	xx.xx	xx.xx	xx.xx	xx.xx	xx.xx	xx.xx
Europe	xx.xx	xx.xx	xx.xx	xx.xx	xx.xx	xx.xx	xx.xx	xx.xx
Latin America	xx.xx	xx.xx	xx.xx	xx.xx	xx.xx	xx.xx	xx.xx	xx.xx
Middle East	xx.xx	xx.xx	xx.xx	xx.xx	xx.xx	xx.xx	xx.xx	xx.xx
North America	xx.xx	xx.xx	xx.xx	xx.xx	xx.xx	xx.xx	xx.xx	xx.xx
Total	**xx.xx**	**xx.xx**	**xx.xx**	**xx.xx**	**xx.xx**	**xx.xx**	**xx.xx**	**xx.xx**

Table 171. Global Medical Imaging Equipment Maintenance Services Market Size, by Multi-Vendor Coverage, by Group, 2017-2040 (USD Million)

Group	2017	2024	2025	2026	2027	2032	2040	CAGR (%)
ASEAN	xx.xx	xx.xx	xx.xx	xx.xx	xx.xx	xx.xx	xx.xx	xx.xx
BRICS	xx.xx	xx.xx	xx.xx	xx.xx	xx.xx	xx.xx	xx.xx	xx.xx
European Union	xx.xx	xx.xx	xx.xx	xx.xx	xx.xx	xx.xx	xx.xx	xx.xx
G7	xx.xx	xx.xx	xx.xx	xx.xx	xx.xx	xx.xx	xx.xx	xx.xx
GCC	xx.xx	xx.xx	xx.xx	xx.xx	xx.xx	xx.xx	xx.xx	xx.xx
NATO	xx.xx	xx.xx	xx.xx	xx.xx	xx.xx	xx.xx	xx.xx	xx.xx

Table 172. Global Medical Imaging Equipment Maintenance Services Market Size, by Multi-Vendor Coverage, by Country, 2017-2040 (USD Million)

Country	2017	2024	2025	2026	2027	2032	2040	CAGR (%)
Australia	xx.xx	xx.xx	xx.xx	xx.xx	xx.xx	xx.xx	xx.xx	xx.xx
Brazil	xx.xx	xx.xx	xx.xx	xx.xx	xx.xx	xx.xx	xx.xx	xx.xx
Canada	xx.xx	xx.xx	xx.xx	xx.xx	xx.xx	xx.xx	xx.xx	xx.xx
China	xx.xx	xx.xx	xx.xx	xx.xx	xx.xx	xx.xx	xx.xx	xx.xx
France	xx.xx	xx.xx	xx.xx	xx.xx	xx.xx	xx.xx	xx.xx	xx.xx
Germany	xx.xx	xx.xx	xx.xx	xx.xx	xx.xx	xx.xx	xx.xx	xx.xx
India	xx.xx	xx.xx	xx.xx	xx.xx	xx.xx	xx.xx	xx.xx	xx.xx
Italy	xx.xx	xx.xx	xx.xx	xx.xx	xx.xx	xx.xx	xx.xx	xx.xx
Japan	xx.xx	xx.xx	xx.xx	xx.xx	xx.xx	xx.xx	xx.xx	xx.xx
Mexico	xx.xx	xx.xx	xx.xx	xx.xx	xx.xx	xx.xx	xx.xx	xx.xx
Russia	xx.xx	xx.xx	xx.xx	xx.xx	xx.xx	xx.xx	xx.xx	xx.xx
South Korea	xx.xx	xx.xx	xx.xx	xx.xx	xx.xx	xx.xx	xx.xx	xx.xx
Spain	xx.xx	xx.xx	xx.xx	xx.xx	xx.xx	xx.xx	xx.xx	xx.xx
United Kingdom	xx.xx	xx.xx	xx.xx	xx.xx	xx.xx	xx.xx	xx.xx	xx.xx
United States	xx.xx	xx.xx	xx.xx	xx.xx	xx.xx	xx.xx	xx.xx	xx.xx
Others	xx.xx	xx.xx	xx.xx	xx.xx	xx.xx	xx.xx	xx.xx	xx.xx
Total	**xx.xx**	**xx.xx**	**xx.xx**	**xx.xx**	**xx.xx**	**xx.xx**	**xx.xx**	**xx.xx**

Sources & Evidence

1. A517 - Mercati di manutenzione di dispositivi diagnostici, Provvedimento n. 28620
   · Taxonomy evidence: Multi-vendor maintenance combines service across equipment of different brands. ([agcm.it](https://agcm.it/dotcmsCustom/getDominoAttach?urlStr=xx.xx.xx.xx%3A8080%2F41256297003874BD%2F0%2FB13F234DB1AF848FC12586DF00528DF4%2F%24File%2Fp28620.pdf))

2. GE HealthCare Technologies Inc. - 2025 Form 10-K
   - Evidence informing the 2023 market-value input; displayed series and growth include calculations: Reported services revenue of USD xx.xx supplies a historical commercial-activity proxy; it is broader than imaging maintenance.
   - Evidence informing the 2024 market-value input; displayed series and growth include calculations: Reported services revenue of USD xx.xx supplies the comparable historical proxy.
   - Evidence informing base-year allocation inputs; displayed values and growth are calculated: Destination-sales cross-check; broader than maintenance.
   - Evidence informing forecast-year allocation inputs; displayed values and growth are calculated: Destination-sales cross-check; broader than maintenance.
   - Evidence informing base-year allocation inputs; displayed values and growth are calculated: EMEA commercial-scale cross-check.
   - Evidence informing forecast-year allocation inputs; displayed values and growth are calculated: EMEA commercial-scale cross-check.
   - Evidence informing base-year allocation inputs; displayed values and growth are calculated: China commercial activity and 2025 growth counterevidence.
   - Evidence informing forecast-year allocation inputs; displayed values and growth are calculated: China commercial activity and 2025 growth counterevidence.
   - Evidence informing base-year allocation inputs; displayed values and growth are calculated: U.S. destination sales were USD xx.xx, not maintenance-only revenue.
   - Evidence informing forecast-year allocation inputs; displayed values and growth are calculated: U.S. destination sales were USD xx.xx, not maintenance-only revenue.
   - Evidence informing base-year allocation inputs; displayed values and growth are calculated: China destination sales were USD xx.xx; regional sales declined in 2025.
   - Evidence informing forecast-year allocation inputs; displayed values and growth are calculated: China destination sales were USD xx.xx; regional sales declined in 2025.
3. GE HealthCare Technologies Inc. - 2022 Form 10-K
   - Evidence informing the 2020 market-value input; displayed series and growth include calculations: Services revenue of USD xx.xx anchors the high-cost equipment cohort's historical activity index.
   - Evidence informing the 2021 market-value input; displayed series and growth include calculations: Services revenue of USD xx.xx supplies the comparable activity index.
   - Evidence informing the 2022 market-value input; displayed series and growth include calculations: Services revenue of USD xx.xx supplies the activity index. The filing attributes the services decline primarily to unfavorable currency effects.
4. Health at a Glance 2025 - Diagnostic Technologies
   - Evidence informing the 2032 market-value input; displayed series and growth include calculations: Long-run increases in imaging activity support continued equipment demand; examination volumes are not substituted for maintenance revenue.
   - Evidence informing the 2040 market-value input; displayed series and growth include calculations: The observed country variation and incomplete coverage constrain long-run stock-growth assumptions and prohibit uniform worldwide density extrapolation.
5. OnWatch Predict
   - Evidence informing the 2032 market-value input; displayed series and growth include calculations: Conditional reported benefits support considering a service-efficiency counterforce, not applying downtime reductions directly to service revenue.
   - Evidence informing the 2040 market-value input; displayed series and growth include calculations: The offering supports retaining human and component fulfillment costs in the long-run forecast; it does not establish autonomous servicing or engineer replacement.

6. Unite In-House Service Solutions
   - Evidence informing the 2032 market-value input; displayed series and growth include calculations: The retained-labor boundary supports the modeled purchased-scope counterforce, without measuring future adoption.
   - Evidence informing the 2040 market-value input; displayed series and growth include calculations: The offering supports maintaining a distinction between installed equipment obligations and externally purchased service expenditure.
7. Philips Standard Terms and Conditions of Service, Revision 23, April 2024
   - Evidence informing the 2032 market-value input; displayed series and growth include calculations: Published lifecycle terms condition post-End-of-Life repair on parts and trained-personnel availability and remove the earlier uptime guarantee. These constrain assumed indefinite support extension.
   - Evidence informing the 2040 market-value input; displayed series and growth include calculations: The lifecycle conditions support including retirement and support limitations in long-run growth assumptions, but do not establish a dated global withdrawal event.
8. Health at a Glance 2025 - Diagnostic Technologies
   - Evidence informing base-year allocation inputs; displayed values and growth are calculated: Imaging-stock comparator.
   - Evidence informing forecast-year allocation inputs; displayed values and growth are calculated: Imaging-stock comparator.
   - Evidence informing base-year allocation inputs; displayed values and growth are calculated: Coverage limitation.
   - Evidence informing forecast-year allocation inputs; displayed values and growth are calculated: Coverage limitation.
9. Health at a Glance: Latin America and the Caribbean 2023 - Medical Technologies
   - Evidence informing base-year allocation inputs; displayed values and growth are calculated: Brazil's CT and MRI densities anchor the equipment-linked expenditure proxy.
   - Evidence informing forecast-year allocation inputs; displayed values and growth are calculated: Brazil's CT and MRI densities anchor the equipment-linked expenditure proxy.
   - Evidence informing base-year allocation inputs; displayed values and growth are calculated: Heterogeneous regional equipment availability and partial coverage constrain the allocation model.
   - Evidence informing forecast-year allocation inputs; displayed values and growth are calculated: Heterogeneous regional equipment availability and partial coverage constrain the allocation model.
10. Health at a Glance: Asia/Pacific 2024 - Medical Technologies
    - Evidence informing base-year allocation inputs; displayed values and growth are calculated: Density and reimbursement-coverage anchors.
    - Evidence informing forecast-year allocation inputs; displayed values and growth are calculated: Density and reimbursement-coverage anchors.
    - Evidence informing base-year allocation inputs; displayed values and growth are calculated: High installed-density anchor.
    - Evidence informing forecast-year allocation inputs; displayed values and growth are calculated: High installed-density anchor.
    - Evidence informing base-year allocation inputs; displayed values and growth are calculated: Installed-density anchor.
    - Evidence informing forecast-year allocation inputs; displayed values and growth are calculated: Installed-density anchor.
    - Evidence informing base-year allocation inputs; displayed values and growth are calculated: Regional heterogeneity constrains uniform-density and uniform-access assumptions.
    - Evidence informing forecast-year allocation inputs; displayed values and growth are calculated: Regional heterogeneity constrains uniform-density and uniform-access assumptions.

11. Assessment of Breast Cancer Control Capacities in the WHO African Region in 2022
    - Evidence informing base-year allocation inputs; displayed values and growth are calculated: Survey coverage and equipment scarcity constrain extrapolation across Africa.
    - Evidence informing forecast-year allocation inputs; displayed values and growth are calculated: Survey coverage and equipment scarcity constrain extrapolation across Africa.
12. Hospital Equipment Maintenance Requirements - CMS Memorandum 14-07-Hospital
    - Evidence informing base-year allocation inputs; displayed values and growth are calculated: Imaging maintenance must follow manufacturer recommendations; this is not an exclusive OEM purchasing award.
    - Evidence informing forecast-year allocation inputs; displayed values and growth are calculated: Imaging maintenance must follow manufacturer recommendations; this is not an exclusive OEM purchasing award.
13. Managed Neutral Vendor Services - East of England Collaborative Procurement Hub
    - Evidence informing forecast-year allocation inputs; displayed values and growth are calculated: The framework starts January xx.xx 2026 and requires mini-competition; admission is not realized maintenance revenue.
14. Diagnostic Imaging Accreditation Scheme - Australian Commission on Safety and Quality in Health Care
    - Evidence informing base-year allocation inputs; displayed values and growth are calculated: Equipment-appropriate training, local licensing and records constrain service access, without measuring an outsourcing share.
    - Evidence informing forecast-year allocation inputs; displayed values and growth are calculated: Equipment-appropriate training, local licensing and records constrain service access, without measuring an outsourcing share.
15. Multi-vendor services
    - Evidence informing base-year allocation inputs; displayed values and growth are calculated: Consolidated support for Philips and non-Philips equipment establishes agreement-level multi-vendor coverage; staffing scale and parts access do not measure penetration.
    - Evidence informing forecast-year allocation inputs; displayed values and growth are calculated: Consolidated support for Philips and non-Philips equipment establishes agreement-level multi-vendor coverage; staffing scale and parts access do not measure penetration.

17. Medical Imaging Equipment Maintenance Services Market, by Equipment Support Lifecycle

[redacted] Philips' April 2024 service terms illustrate a material change after its defined End of Life date: repair efforts depend on parts and trained personnel, while uptime guarantees and new hardware or software fixes no longer apply. Buyers should identify which endpoint governs the proposed agreement rather than assume that continued repair preserves the previous commitment.

Beyond Manufacturer Support does not necessarily mean repair has ceased. [redacted] A support-withdrawal notice, reduced parts commitment, or termination right should trigger reassessment; replacement becomes the defensible alternative when an acceptable continuing obligation cannot be secured.

Figure 28. Global Medical Imaging Equipment Maintenance Services Market Size, by Equipment Support Lifecycle, 2025 (%)

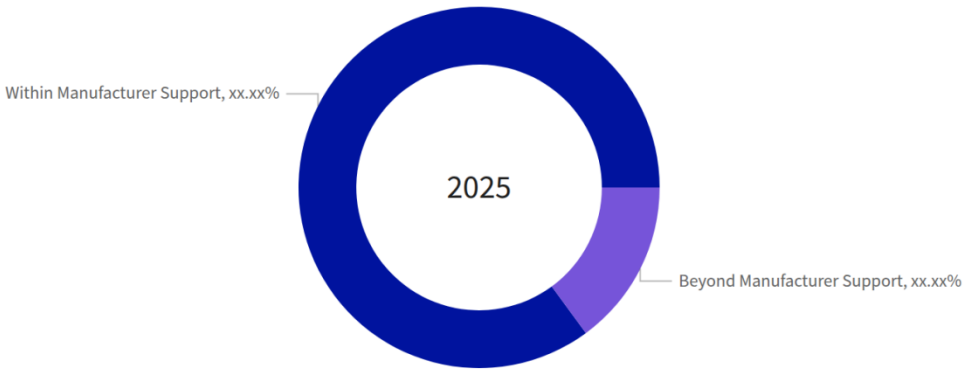

Figure 29. Global Medical Imaging Equipment Maintenance Services Market, by Equipment Support Lifecycle, 2032 (USD Million)

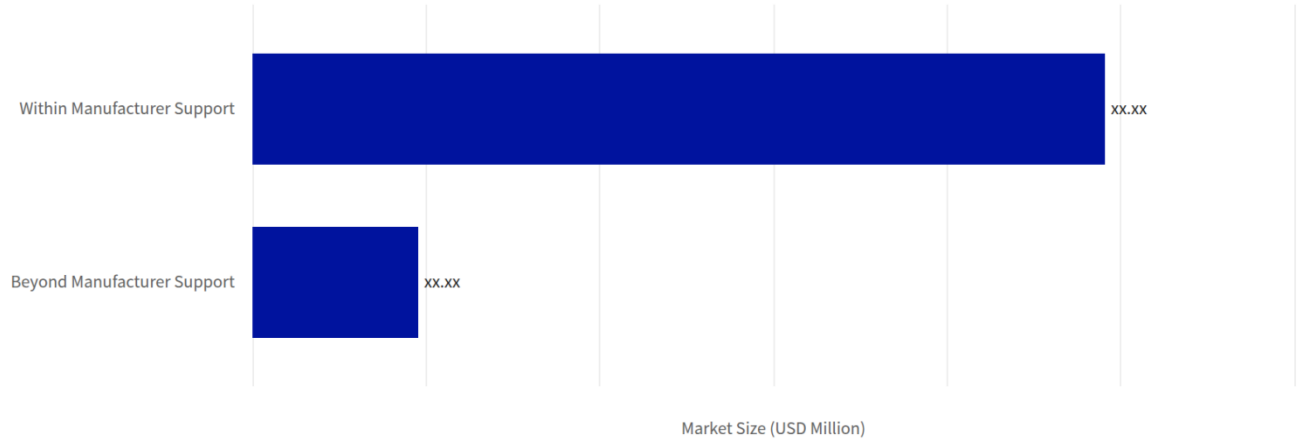

Table 173. Global Medical Imaging Equipment Maintenance Services Market, by Equipment Support Lifecycle growth contribution, 2025-2032

Category	2025 value (USD Million)	2032 value (USD Million)	Added value (USD Million)	2025 share (%)	2032 share (%)	Change (pp)	Growth share (%)	CAGR (%)
Beyond Manufacturer Support	xx.xx	xx.xx	xx.xx	xx.xx	xx.xx	xx.xx	xx.xx	xx.xx
Within Manufacturer Support	xx.xx	xx.xx	xx.xx	xx.xx	xx.xx	xx.xx	xx.xx	xx.xx
Scope total	**xx.xx**	**xx.xx**	**xx.xx**	**xx.xx**	**xx.xx**	**xx.xx**	**xx.xx**	**xx.xx**

Table 174. Global Medical Imaging Equipment Maintenance Services Market Size, by Equipment Support Lifecycle, 2017-2040 (USD Million)

Equipment Support Lifecycle	2017	2024	2025	2026	2027	2032	2040	CAGR (%)
Beyond Manufacturer Support	xx.xx	xx.xx	xx.xx	xx.xx	xx.xx	xx.xx	xx.xx	xx.xx
Within Manufacturer Support	xx.xx	xx.xx	xx.xx	xx.xx	xx.xx	xx.xx	xx.xx	xx.xx
Total	**xx.xx**	**xx.xx**	**xx.xx**	**xx.xx**	**xx.xx**	**xx.xx**	**xx.xx**	**xx.xx**

Sources & Evidence

1. Flexible Multi-Vendor Medical Imaging Equipment Service

   · Block Imaging advertises service after OEM support ends, establishing an offering rather than indefinite model-specific coverage. ([blockimaging.com](https://www.blockimaging.com/service))

   · Evidence informing base-year allocation inputs; displayed values and growth are calculated: Advertised post-OEM-support service corroborates continuing commercial participation beyond manufacturer support, but not universal model eligibility.

   · Evidence informing forecast-year allocation inputs; displayed values and growth are calculated: Advertised post-OEM-support service corroborates continuing commercial participation beyond manufacturer support, but not universal model eligibility.

2. Philips Standard Terms and Conditions of Service, Revision 23, April 2024

   · Philips' April 2024 terms condition post-End-of-Life repair on parts and trained personnel, remove uptime guarantees and new fixes, and permit termination under stated conditions. ([usa.philips.com](https://www.usa.philips.com/c-dam/b2bhc/us/terms-conditions/general-customer-service-terms-and-condition-service-terms-and-conditions-rev23-final040824.pdf))

   · Evidence informing the 2032 market-value input; displayed series and growth include calculations: Published lifecycle terms condition post-End-of-Life repair on parts and trained-personnel availability and remove the earlier uptime guarantee. These constrain assumed indefinite support extension.

   · Evidence informing the 2040 market-value input; displayed series and growth include calculations: The lifecycle conditions support including retirement and support limitations in long-run growth assumptions, but do not establish a dated global withdrawal event.

   · Evidence informing base-year allocation inputs; displayed values and growth are calculated: Post-End-of-Life obligations change materially, supporting a declared-support endpoint rather than an automatic equipment-age threshold.

   · Evidence informing forecast-year allocation inputs; displayed values and growth are calculated: Post-End-of-Life obligations change materially, supporting a declared-support endpoint rather than an automatic equipment-age threshold.

   · Evidence informing base-year allocation inputs; displayed values and growth are calculated: Post-endpoint repair depends on parts and trained-personnel availability without the earlier uptime guarantee; continuing service is conditional, not indefinite.

   · Evidence informing forecast-year allocation inputs; displayed values and growth are calculated: Post-endpoint repair depends on parts and trained-personnel availability without the earlier uptime guarantee; continuing service is conditional, not indefinite.

3. High-Tech Medical Equipment: VA Has Opportunities to Improve Its Acquisition of Maintenance Services

   · GAO documents a third-party repair bridging continued care to replacement after manufacturer support ended. ([gao.gov](https://www.gao.gov/assets/gao-xx.xx-xx.xx.pdf))

4. A517 - Mercati di manutenzione di dispositivi diagnostici, Provvedimento n. 28620

   · Taxonomy evidence: Manufacturer-declared end of service/support is distinguished from actual continued equipment use, and declaration practices vary. This supports a declared-support axis rather than assumed equipment-age bands. ([agcm.it](https://agcm.it/dotcmsCustom/getDominoAttach?urlStr=xx.xx.xx.xx%3A8080%2F41256297003874BD%2F0%2FB13F234DB1AF848FC12586DF00528DF4%2F%24File%2Fp28620.pdf))

   · Taxonomy evidence: Manufacturer-declared end of service/support is distinguished from the equipment's actual duration of use. ([agcm.it](https://agcm.it/dotcmsCustom/getDominoAttach?urlStr=xx.xx.xx.xx%3A8080%2F41256297003874BD%2F0%2FB13F234DB1AF848FC12586DF00528DF4%2F%24File%2Fp28620.pdf))

5. GE HealthCare Technologies Inc. - 2025 Form 10-K

   · Evidence informing the 2023 market-value input; displayed series and growth include calculations: Reported services revenue of USD xx.xx supplies a historical commercial-activity proxy; it is broader than imaging maintenance.

   · Evidence informing the 2024 market-value input; displayed series and growth include calculations: Reported services revenue of USD xx.xx supplies the comparable historical proxy.

6. GE HealthCare Technologies Inc. - 2022 Form 10-K
   - Evidence informing the 2020 market-value input; displayed series and growth include calculations: Services revenue of USD xx.xx anchors the high-cost equipment cohort's historical activity index.
   - Evidence informing the 2021 market-value input; displayed series and growth include calculations: Services revenue of USD xx.xx supplies the comparable activity index.
   - Evidence informing the 2022 market-value input; displayed series and growth include calculations: Services revenue of USD xx.xx supplies the activity index. The filing attributes the services decline primarily to unfavorable currency effects.
7. Health at a Glance 2025 - Diagnostic Technologies
   - Evidence informing the 2032 market-value input; displayed series and growth include calculations: Long-run increases in imaging activity support continued equipment demand; examination volumes are not substituted for maintenance revenue.
   - Evidence informing the 2040 market-value input; displayed series and growth include calculations: The observed country variation and incomplete coverage constrain long-run stock-growth assumptions and prohibit uniform worldwide density extrapolation.
8. OnWatch Predict
   - Evidence informing the 2032 market-value input; displayed series and growth include calculations: Conditional reported benefits support considering a service-efficiency counterforce, not applying downtime reductions directly to service revenue.
   - Evidence informing the 2040 market-value input; displayed series and growth include calculations: The offering supports retaining human and component fulfillment costs in the long-run forecast; it does not establish autonomous servicing or engineer replacement.
9. Unite In-House Service Solutions
   - Evidence informing the 2032 market-value input; displayed series and growth include calculations: The retained-labor boundary supports the modeled purchased-scope counterforce, without measuring future adoption.
   - Evidence informing the 2040 market-value input; displayed series and growth include calculations: The offering supports maintaining a distinction between installed equipment obligations and externally purchased service expenditure.
10. RadNet, Inc. - 2025 Form 10-K
    - Evidence informing base-year allocation inputs; displayed values and growth are calculated: Average MRI/CT age below five years and PET age below four years constrain an assumption of uniformly ageing installed equipment.
    - Evidence informing forecast-year allocation inputs; displayed values and growth are calculated: Average MRI/CT age below five years and PET age below four years constrain an assumption of uniformly ageing installed equipment.
    - Evidence informing forecast-year allocation inputs; displayed values and growth are calculated: The relatively young operator fleet is a replacement counterforce in the modeled beyond-support allocation.
11. Canadian Medical Imaging Inventory 2022-2023: Provincial and Territorial Overview
    - Evidence informing base-year allocation inputs; displayed values and growth are calculated: Modality-specific 2022-2023 age distributions supply observed inputs to the explicitly assumed age-to-support-endpoint bridge.
    - Evidence informing forecast-year allocation inputs; displayed values and growth are calculated: Modality-specific 2022-2023 age distributions supply observed inputs to the explicitly assumed age-to-support-endpoint bridge.
    - Evidence informing base-year allocation inputs; displayed values and growth are calculated: Older-equipment distributions constrain the beyond-support model but do not directly measure manufacturer support withdrawal.
    - Evidence informing forecast-year allocation inputs; displayed values and growth are calculated: Older-equipment distributions constrain the beyond-support model but do not directly measure manufacturer support withdrawal.

17.1. Within Manufacturer Support

Table 175. Global Medical Imaging Equipment Maintenance Services Market Size, by Within Manufacturer Support, by Region, 2017-2040 (USD Million)

Region	2017	2024	2025	2026	2027	2032	2040	CAGR (%)
Africa	xx.xx	xx.xx	xx.xx	xx.xx	xx.xx	xx.xx	xx.xx	xx.xx
Asia-Pacific	xx.xx	xx.xx	xx.xx	xx.xx	xx.xx	xx.xx	xx.xx	xx.xx
Europe	xx.xx	xx.xx	xx.xx	xx.xx	xx.xx	xx.xx	xx.xx	xx.xx
Latin America	xx.xx	xx.xx	xx.xx	xx.xx	xx.xx	xx.xx	xx.xx	xx.xx
Middle East	xx.xx	xx.xx	xx.xx	xx.xx	xx.xx	xx.xx	xx.xx	xx.xx
North America	xx.xx	xx.xx	xx.xx	xx.xx	xx.xx	xx.xx	xx.xx	xx.xx
Total	**xx.xx**	**xx.xx**	**xx.xx**	**xx.xx**	**xx.xx**	**xx.xx**	**xx.xx**	**xx.xx**

Table 176. Global Medical Imaging Equipment Maintenance Services Market Size, by Within Manufacturer Support, by Group, 2017-2040 (USD Million)

Group	2017	2024	2025	2026	2027	2032	2040	CAGR (%)
ASEAN	xx.xx	xx.xx	xx.xx	xx.xx	xx.xx	xx.xx	xx.xx	xx.xx
BRICS	xx.xx	xx.xx	xx.xx	xx.xx	xx.xx	xx.xx	xx.xx	xx.xx
European Union	xx.xx	xx.xx	xx.xx	xx.xx	xx.xx	xx.xx	xx.xx	xx.xx
G7	xx.xx	xx.xx	xx.xx	xx.xx	xx.xx	xx.xx	xx.xx	xx.xx
GCC	xx.xx	xx.xx	xx.xx	xx.xx	xx.xx	xx.xx	xx.xx	xx.xx
NATO	xx.xx	xx.xx	xx.xx	xx.xx	xx.xx	xx.xx	xx.xx	xx.xx

Table 177. Global Medical Imaging Equipment Maintenance Services Market Size, by Within Manufacturer Support, by Country, 2017-2040 (USD Million)

Country	2017	2024	2025	2026	2027	2032	2040	CAGR (%)
Australia	xx.xx	xx.xx	xx.xx	xx.xx	xx.xx	xx.xx	xx.xx	xx.xx
Brazil	xx.xx	xx.xx	xx.xx	xx.xx	xx.xx	xx.xx	xx.xx	xx.xx
Canada	xx.xx	xx.xx	xx.xx	xx.xx	xx.xx	xx.xx	xx.xx	xx.xx
China	xx.xx	xx.xx	xx.xx	xx.xx	xx.xx	xx.xx	xx.xx	xx.xx
France	xx.xx	xx.xx	xx.xx	xx.xx	xx.xx	xx.xx	xx.xx	xx.xx
Germany	xx.xx	xx.xx	xx.xx	xx.xx	xx.xx	xx.xx	xx.xx	xx.xx
India	xx.xx	xx.xx	xx.xx	xx.xx	xx.xx	xx.xx	xx.xx	xx.xx
Italy	xx.xx	xx.xx	xx.xx	xx.xx	xx.xx	xx.xx	xx.xx	xx.xx
Japan	xx.xx	xx.xx	xx.xx	xx.xx	xx.xx	xx.xx	xx.xx	xx.xx
Mexico	xx.xx	xx.xx	xx.xx	xx.xx	xx.xx	xx.xx	xx.xx	xx.xx
Russia	xx.xx	xx.xx	xx.xx	xx.xx	xx.xx	xx.xx	xx.xx	xx.xx
South Korea	xx.xx	xx.xx	xx.xx	xx.xx	xx.xx	xx.xx	xx.xx	xx.xx
Spain	xx.xx	xx.xx	xx.xx	xx.xx	xx.xx	xx.xx	xx.xx	xx.xx
United Kingdom	xx.xx	xx.xx	xx.xx	xx.xx	xx.xx	xx.xx	xx.xx	xx.xx
United States	xx.xx	xx.xx	xx.xx	xx.xx	xx.xx	xx.xx	xx.xx	xx.xx
Others	xx.xx	xx.xx	xx.xx	xx.xx	xx.xx	xx.xx	xx.xx	xx.xx
Total	**xx.xx**	**xx.xx**	**xx.xx**	**xx.xx**	**xx.xx**	**xx.xx**	**xx.xx**	**xx.xx**

Sources & Evidence

1. A517 - Mercati di manutenzione di dispositivi diagnostici, Provvedimento n. 28620

   · Taxonomy evidence: A manufacturer support period precedes its declared service/support endpoint; notification timing and definitions vary. ([agcm.it](https://agcm.it/dotcmsCustom/getDominoAttach?urlStr=xx.xx.xx.xx%3A8080%2F41256297003874BD%2F0%2FB13F234DB1AF848FC12586DF00528DF4%2F%24File%2Fp28620.pdf))

2. GE HealthCare Technologies Inc. - 2025 Form 10-K
   - Evidence informing the 2023 market-value input; displayed series and growth include calculations: Reported services revenue of USD xx.xx supplies a historical commercial-activity proxy; it is broader than imaging maintenance.
   - Evidence informing the 2024 market-value input; displayed series and growth include calculations: Reported services revenue of USD xx.xx supplies the comparable historical proxy.
   - Evidence informing base-year allocation inputs; displayed values and growth are calculated: Destination-sales cross-check; broader than maintenance.
   - Evidence informing forecast-year allocation inputs; displayed values and growth are calculated: Destination-sales cross-check; broader than maintenance.
   - Evidence informing base-year allocation inputs; displayed values and growth are calculated: EMEA commercial-scale cross-check.
   - Evidence informing forecast-year allocation inputs; displayed values and growth are calculated: EMEA commercial-scale cross-check.
   - Evidence informing base-year allocation inputs; displayed values and growth are calculated: China commercial activity and 2025 growth counterevidence.
   - Evidence informing forecast-year allocation inputs; displayed values and growth are calculated: China commercial activity and 2025 growth counterevidence.
   - Evidence informing base-year allocation inputs; displayed values and growth are calculated: U.S. destination sales were USD xx.xx, not maintenance-only revenue.
   - Evidence informing forecast-year allocation inputs; displayed values and growth are calculated: U.S. destination sales were USD xx.xx, not maintenance-only revenue.
   - Evidence informing base-year allocation inputs; displayed values and growth are calculated: China destination sales were USD xx.xx; regional sales declined in 2025.
   - Evidence informing forecast-year allocation inputs; displayed values and growth are calculated: China destination sales were USD xx.xx; regional sales declined in 2025.
3. GE HealthCare Technologies Inc. - 2022 Form 10-K
   - Evidence informing the 2020 market-value input; displayed series and growth include calculations: Services revenue of USD xx.xx anchors the high-cost equipment cohort's historical activity index.
   - Evidence informing the 2021 market-value input; displayed series and growth include calculations: Services revenue of USD xx.xx supplies the comparable activity index.
   - Evidence informing the 2022 market-value input; displayed series and growth include calculations: Services revenue of USD xx.xx supplies the activity index. The filing attributes the services decline primarily to unfavorable currency effects.
4. Health at a Glance 2025 - Diagnostic Technologies
   - Evidence informing the 2032 market-value input; displayed series and growth include calculations: Long-run increases in imaging activity support continued equipment demand; examination volumes are not substituted for maintenance revenue.
   - Evidence informing the 2040 market-value input; displayed series and growth include calculations: The observed country variation and incomplete coverage constrain long-run stock-growth assumptions and prohibit uniform worldwide density extrapolation.
5. OnWatch Predict
   - Evidence informing the 2032 market-value input; displayed series and growth include calculations: Conditional reported benefits support considering a service-efficiency counterforce, not applying downtime reductions directly to service revenue.
   - Evidence informing the 2040 market-value input; displayed series and growth include calculations: The offering supports retaining human and component fulfillment costs in the long-run forecast; it does not establish autonomous servicing or engineer replacement.

6. Unite In-House Service Solutions
   - Evidence informing the 2032 market-value input; displayed series and growth include calculations: The retained-labor boundary supports the modeled purchased-scope counterforce, without measuring future adoption.
   - Evidence informing the 2040 market-value input; displayed series and growth include calculations: The offering supports maintaining a distinction between installed equipment obligations and externally purchased service expenditure.
7. Philips Standard Terms and Conditions of Service, Revision 23, April 2024
   - Evidence informing the 2032 market-value input; displayed series and growth include calculations: Published lifecycle terms condition post-End-of-Life repair on parts and trained-personnel availability and remove the earlier uptime guarantee. These constrain assumed indefinite support extension.
   - Evidence informing the 2040 market-value input; displayed series and growth include calculations: The lifecycle conditions support including retirement and support limitations in long-run growth assumptions, but do not establish a dated global withdrawal event.
   - Evidence informing base-year allocation inputs; displayed values and growth are calculated: Post-End-of-Life obligations change materially, supporting a declared-support endpoint rather than an automatic equipment-age threshold.
   - Evidence informing forecast-year allocation inputs; displayed values and growth are calculated: Post-End-of-Life obligations change materially, supporting a declared-support endpoint rather than an automatic equipment-age threshold.
8. Health at a Glance 2025 - Diagnostic Technologies
   - Evidence informing base-year allocation inputs; displayed values and growth are calculated: Imaging-stock comparator.
   - Evidence informing forecast-year allocation inputs; displayed values and growth are calculated: Imaging-stock comparator.
   - Evidence informing base-year allocation inputs; displayed values and growth are calculated: Coverage limitation.
   - Evidence informing forecast-year allocation inputs; displayed values and growth are calculated: Coverage limitation.
9. Health at a Glance: Latin America and the Caribbean 2023 - Medical Technologies
   - Evidence informing base-year allocation inputs; displayed values and growth are calculated: Brazil's CT and MRI densities anchor the equipment-linked expenditure proxy.
   - Evidence informing forecast-year allocation inputs; displayed values and growth are calculated: Brazil's CT and MRI densities anchor the equipment-linked expenditure proxy.
   - Evidence informing base-year allocation inputs; displayed values and growth are calculated: Heterogeneous regional equipment availability and partial coverage constrain the allocation model.
   - Evidence informing forecast-year allocation inputs; displayed values and growth are calculated: Heterogeneous regional equipment availability and partial coverage constrain the allocation model.

10. Health at a Glance: Asia/Pacific 2024 - Medical Technologies
    - Evidence informing base-year allocation inputs; displayed values and growth are calculated: Density and reimbursement-coverage anchors.
    - Evidence informing forecast-year allocation inputs; displayed values and growth are calculated: Density and reimbursement-coverage anchors.
    - Evidence informing base-year allocation inputs; displayed values and growth are calculated: High installed-density anchor.
    - Evidence informing forecast-year allocation inputs; displayed values and growth are calculated: High installed-density anchor.
    - Evidence informing base-year allocation inputs; displayed values and growth are calculated: Installed-density anchor.
    - Evidence informing forecast-year allocation inputs; displayed values and growth are calculated: Installed-density anchor.
    - Evidence informing base-year allocation inputs; displayed values and growth are calculated: Regional heterogeneity constrains uniform-density and uniform-access assumptions.
    - Evidence informing forecast-year allocation inputs; displayed values and growth are calculated: Regional heterogeneity constrains uniform-density and uniform-access assumptions.
11. Assessment of Breast Cancer Control Capacities in the WHO African Region in 2022
    - Evidence informing base-year allocation inputs; displayed values and growth are calculated: Survey coverage and equipment scarcity constrain extrapolation across Africa.
    - Evidence informing forecast-year allocation inputs; displayed values and growth are calculated: Survey coverage and equipment scarcity constrain extrapolation across Africa.
12. Hospital Equipment Maintenance Requirements - CMS Memorandum 14-07-Hospital
    - Evidence informing base-year allocation inputs; displayed values and growth are calculated: Imaging maintenance must follow manufacturer recommendations; this is not an exclusive OEM purchasing award.
    - Evidence informing forecast-year allocation inputs; displayed values and growth are calculated: Imaging maintenance must follow manufacturer recommendations; this is not an exclusive OEM purchasing award.
13. Managed Neutral Vendor Services - East of England Collaborative Procurement Hub
    - Evidence informing forecast-year allocation inputs; displayed values and growth are calculated: The framework starts January xx.xx 2026 and requires mini-competition; admission is not realized maintenance revenue.
14. Diagnostic Imaging Accreditation Scheme - Australian Commission on Safety and Quality in Health Care
    - Evidence informing base-year allocation inputs; displayed values and growth are calculated: Equipment-appropriate training, local licensing and records constrain service access, without measuring an outsourcing share.
    - Evidence informing forecast-year allocation inputs; displayed values and growth are calculated: Equipment-appropriate training, local licensing and records constrain service access, without measuring an outsourcing share.
15. RadNet, Inc. - 2025 Form 10-K
    - Evidence informing base-year allocation inputs; displayed values and growth are calculated: Average MRI/CT age below five years and PET age below four years constrain an assumption of uniformly ageing installed equipment.
    - Evidence informing forecast-year allocation inputs; displayed values and growth are calculated: Average MRI/CT age below five years and PET age below four years constrain an assumption of uniformly ageing installed equipment.
16. Canadian Medical Imaging Inventory 2022-2023: Provincial and Territorial Overview
    - Evidence informing base-year allocation inputs; displayed values and growth are calculated: Modality-specific 2022-2023 age distributions supply observed inputs to the explicitly assumed age-to-support-endpoint bridge.
    - Evidence informing forecast-year allocation inputs; displayed values and growth are calculated: Modality-specific 2022-2023 age distributions supply observed inputs to the explicitly assumed age-to-support-endpoint bridge.

17.2. Beyond Manufacturer Support

Table 178. Global Medical Imaging Equipment Maintenance Services Market Size, by Beyond Manufacturer Support, by Region, 2017-2040 (USD Million)

Region	2017	2024	2025	2026	2027	2032	2040	CAGR (%)
Africa	xx.xx	xx.xx	xx.xx	xx.xx	xx.xx	xx.xx	xx.xx	xx.xx
Asia-Pacific	xx.xx	xx.xx	xx.xx	xx.xx	xx.xx	xx.xx	xx.xx	xx.xx
Europe	xx.xx	xx.xx	xx.xx	xx.xx	xx.xx	xx.xx	xx.xx	xx.xx
Latin America	xx.xx	xx.xx	xx.xx	xx.xx	xx.xx	xx.xx	xx.xx	xx.xx
Middle East	xx.xx	xx.xx	xx.xx	xx.xx	xx.xx	xx.xx	xx.xx	xx.xx
North America	xx.xx	xx.xx	xx.xx	xx.xx	xx.xx	xx.xx	xx.xx	xx.xx
Total	**xx.xx**	**xx.xx**	**xx.xx**	**xx.xx**	**xx.xx**	**xx.xx**	**xx.xx**	**xx.xx**

Table 179. Global Medical Imaging Equipment Maintenance Services Market Size, by Beyond Manufacturer Support, by Group, 2017-2040 (USD Million)

Group	2017	2024	2025	2026	2027	2032	2040	CAGR (%)
ASEAN	xx.xx	xx.xx	xx.xx	xx.xx	xx.xx	xx.xx	xx.xx	xx.xx
BRICS	xx.xx	xx.xx	xx.xx	xx.xx	xx.xx	xx.xx	xx.xx	xx.xx
European Union	xx.xx	xx.xx	xx.xx	xx.xx	xx.xx	xx.xx	xx.xx	xx.xx
G7	xx.xx	xx.xx	xx.xx	xx.xx	xx.xx	xx.xx	xx.xx	xx.xx
GCC	xx.xx	xx.xx	xx.xx	xx.xx	xx.xx	xx.xx	xx.xx	xx.xx
NATO	xx.xx	xx.xx	xx.xx	xx.xx	xx.xx	xx.xx	xx.xx	xx.xx

Table 180. Global Medical Imaging Equipment Maintenance Services Market Size, by Beyond Manufacturer Support, by Country, 2017-2040 (USD Million)

Country	2017	2024	2025	2026	2027	2032	2040	CAGR (%)
Australia	xx.xx	xx.xx	xx.xx	xx.xx	xx.xx	xx.xx	xx.xx	xx.xx
Brazil	xx.xx	xx.xx	xx.xx	xx.xx	xx.xx	xx.xx	xx.xx	xx.xx
Canada	xx.xx	xx.xx	xx.xx	xx.xx	xx.xx	xx.xx	xx.xx	xx.xx
China	xx.xx	xx.xx	xx.xx	xx.xx	xx.xx	xx.xx	xx.xx	xx.xx
France	xx.xx	xx.xx	xx.xx	xx.xx	xx.xx	xx.xx	xx.xx	xx.xx
Germany	xx.xx	xx.xx	xx.xx	xx.xx	xx.xx	xx.xx	xx.xx	xx.xx
India	xx.xx	xx.xx	xx.xx	xx.xx	xx.xx	xx.xx	xx.xx	xx.xx
Italy	xx.xx	xx.xx	xx.xx	xx.xx	xx.xx	xx.xx	xx.xx	xx.xx
Japan	xx.xx	xx.xx	xx.xx	xx.xx	xx.xx	xx.xx	xx.xx	xx.xx
Mexico	xx.xx	xx.xx	xx.xx	xx.xx	xx.xx	xx.xx	xx.xx	xx.xx
Russia	xx.xx	xx.xx	xx.xx	xx.xx	xx.xx	xx.xx	xx.xx	xx.xx
South Korea	xx.xx	xx.xx	xx.xx	xx.xx	xx.xx	xx.xx	xx.xx	xx.xx
Spain	xx.xx	xx.xx	xx.xx	xx.xx	xx.xx	xx.xx	xx.xx	xx.xx
United Kingdom	xx.xx	xx.xx	xx.xx	xx.xx	xx.xx	xx.xx	xx.xx	xx.xx
United States	xx.xx	xx.xx	xx.xx	xx.xx	xx.xx	xx.xx	xx.xx	xx.xx
Others	xx.xx	xx.xx	xx.xx	xx.xx	xx.xx	xx.xx	xx.xx	xx.xx
Total	**xx.xx**	**xx.xx**	**xx.xx**	**xx.xx**	**xx.xx**	**xx.xx**	**xx.xx**	**xx.xx**

Sources & Evidence

1. High-Tech Medical Equipment: VA Has Opportunities to Improve Its Acquisition of Maintenance Services
   · Taxonomy evidence: An inspected case involved continued equipment use and purchased repair after the manufacturer no longer supported the equipment. ([gao.gov](https://www.gao.gov/assets/gao-xx.xx-xx.xx.pdf))
2. A517 - Mercati di manutenzione di dispositivi diagnostici, Provvedimento n. 28620
   · Taxonomy evidence: The record recognizes continued maintenance activity for equipment in end-of-service status.
   ([agcm.it](https://agcm.it/dotcmsCustom/getDominoAttach?urlStr=xx.xx.xx.xx%3A8080%2F41256297003874BD%2F0%2FB13F234DB1AF848FC12586DF00528DF4%2F%24File%2Fp28620.pdf))

3. GE HealthCare Technologies Inc. - 2025 Form 10-K
   - Evidence informing the 2023 market-value input; displayed series and growth include calculations: Reported services revenue of USD xx.xx supplies a historical commercial-activity proxy; it is broader than imaging maintenance.
   - Evidence informing the 2024 market-value input; displayed series and growth include calculations: Reported services revenue of USD xx.xx supplies the comparable historical proxy.
   - Evidence informing base-year allocation inputs; displayed values and growth are calculated: Destination-sales cross-check; broader than maintenance.
   - Evidence informing forecast-year allocation inputs; displayed values and growth are calculated: Destination-sales cross-check; broader than maintenance.
   - Evidence informing base-year allocation inputs; displayed values and growth are calculated: EMEA commercial-scale cross-check.
   - Evidence informing forecast-year allocation inputs; displayed values and growth are calculated: EMEA commercial-scale cross-check.
   - Evidence informing base-year allocation inputs; displayed values and growth are calculated: China commercial activity and 2025 growth counterevidence.
   - Evidence informing forecast-year allocation inputs; displayed values and growth are calculated: China commercial activity and 2025 growth counterevidence.
   - Evidence informing base-year allocation inputs; displayed values and growth are calculated: U.S. destination sales were USD xx.xx, not maintenance-only revenue.
   - Evidence informing forecast-year allocation inputs; displayed values and growth are calculated: U.S. destination sales were USD xx.xx, not maintenance-only revenue.
   - Evidence informing base-year allocation inputs; displayed values and growth are calculated: China destination sales were USD xx.xx; regional sales declined in 2025.
   - Evidence informing forecast-year allocation inputs; displayed values and growth are calculated: China destination sales were USD xx.xx; regional sales declined in 2025.
4. GE HealthCare Technologies Inc. - 2022 Form 10-K
   - Evidence informing the 2020 market-value input; displayed series and growth include calculations: Services revenue of USD xx.xx anchors the high-cost equipment cohort's historical activity index.
   - Evidence informing the 2021 market-value input; displayed series and growth include calculations: Services revenue of USD xx.xx supplies the comparable activity index.
   - Evidence informing the 2022 market-value input; displayed series and growth include calculations: Services revenue of USD xx.xx supplies the activity index. The filing attributes the services decline primarily to unfavorable currency effects.
5. Health at a Glance 2025 - Diagnostic Technologies
   - Evidence informing the 2032 market-value input; displayed series and growth include calculations: Long-run increases in imaging activity support continued equipment demand; examination volumes are not substituted for maintenance revenue.
   - Evidence informing the 2040 market-value input; displayed series and growth include calculations: The observed country variation and incomplete coverage constrain long-run stock-growth assumptions and prohibit uniform worldwide density extrapolation.
6. OnWatch Predict
   - Evidence informing the 2032 market-value input; displayed series and growth include calculations: Conditional reported benefits support considering a service-efficiency counterforce, not applying downtime reductions directly to service revenue.
   - Evidence informing the 2040 market-value input; displayed series and growth include calculations: The offering supports retaining human and component fulfillment costs in the long-run forecast; it does not establish autonomous servicing or engineer replacement.

7. Unite In-House Service Solutions
   - Evidence informing the 2032 market-value input; displayed series and growth include calculations: The retained-labor boundary supports the modeled purchased-scope counterforce, without measuring future adoption.
   - Evidence informing the 2040 market-value input; displayed series and growth include calculations: The offering supports maintaining a distinction between installed equipment obligations and externally purchased service expenditure.
8. Philips Standard Terms and Conditions of Service, Revision 23, April 2024
   - Evidence informing the 2032 market-value input; displayed series and growth include calculations: Published lifecycle terms condition post-End-of-Life repair on parts and trained-personnel availability and remove the earlier uptime guarantee. These constrain assumed indefinite support extension.
   - Evidence informing the 2040 market-value input; displayed series and growth include calculations: The lifecycle conditions support including retirement and support limitations in long-run growth assumptions, but do not establish a dated global withdrawal event.
   - Evidence informing base-year allocation inputs; displayed values and growth are calculated: Post-endpoint repair depends on parts and trained-personnel availability without the earlier uptime guarantee; continuing service is conditional, not indefinite.
   - Evidence informing forecast-year allocation inputs; displayed values and growth are calculated: Post-endpoint repair depends on parts and trained-personnel availability without the earlier uptime guarantee; continuing service is conditional, not indefinite.
9. Health at a Glance 2025 - Diagnostic Technologies
   - Evidence informing base-year allocation inputs; displayed values and growth are calculated: Imaging-stock comparator.
   - Evidence informing forecast-year allocation inputs; displayed values and growth are calculated: Imaging-stock comparator.
   - Evidence informing base-year allocation inputs; displayed values and growth are calculated: Coverage limitation.
   - Evidence informing forecast-year allocation inputs; displayed values and growth are calculated: Coverage limitation.
10. Health at a Glance: Latin America and the Caribbean 2023 - Medical Technologies
    - Evidence informing base-year allocation inputs; displayed values and growth are calculated: Brazil's CT and MRI densities anchor the equipment-linked expenditure proxy.
    - Evidence informing forecast-year allocation inputs; displayed values and growth are calculated: Brazil's CT and MRI densities anchor the equipment-linked expenditure proxy.
    - Evidence informing base-year allocation inputs; displayed values and growth are calculated: Heterogeneous regional equipment availability and partial coverage constrain the allocation model.
    - Evidence informing forecast-year allocation inputs; displayed values and growth are calculated: Heterogeneous regional equipment availability and partial coverage constrain the allocation model.

11. Health at a Glance: Asia/Pacific 2024 - Medical Technologies
    - Evidence informing base-year allocation inputs; displayed values and growth are calculated: Density and reimbursement-coverage anchors.
    - Evidence informing forecast-year allocation inputs; displayed values and growth are calculated: Density and reimbursement-coverage anchors.
    - Evidence informing base-year allocation inputs; displayed values and growth are calculated: High installed-density anchor.
    - Evidence informing forecast-year allocation inputs; displayed values and growth are calculated: High installed-density anchor.
    - Evidence informing base-year allocation inputs; displayed values and growth are calculated: Installed-density anchor.
    - Evidence informing forecast-year allocation inputs; displayed values and growth are calculated: Installed-density anchor.
    - Evidence informing base-year allocation inputs; displayed values and growth are calculated: Regional heterogeneity constrains uniform-density and uniform-access assumptions.
    - Evidence informing forecast-year allocation inputs; displayed values and growth are calculated: Regional heterogeneity constrains uniform-density and uniform-access assumptions.
12. Assessment of Breast Cancer Control Capacities in the WHO African Region in 2022
    - Evidence informing base-year allocation inputs; displayed values and growth are calculated: Survey coverage and equipment scarcity constrain extrapolation across Africa.
    - Evidence informing forecast-year allocation inputs; displayed values and growth are calculated: Survey coverage and equipment scarcity constrain extrapolation across Africa.
13. Hospital Equipment Maintenance Requirements - CMS Memorandum 14-07-Hospital
    - Evidence informing base-year allocation inputs; displayed values and growth are calculated: Imaging maintenance must follow manufacturer recommendations; this is not an exclusive OEM purchasing award.
    - Evidence informing forecast-year allocation inputs; displayed values and growth are calculated: Imaging maintenance must follow manufacturer recommendations; this is not an exclusive OEM purchasing award.
14. Managed Neutral Vendor Services - East of England Collaborative Procurement Hub
    - Evidence informing forecast-year allocation inputs; displayed values and growth are calculated: The framework starts January xx.xx 2026 and requires mini-competition; admission is not realized maintenance revenue.
15. Diagnostic Imaging Accreditation Scheme - Australian Commission on Safety and Quality in Health Care
    - Evidence informing base-year allocation inputs; displayed values and growth are calculated: Equipment-appropriate training, local licensing and records constrain service access, without measuring an outsourcing share.
    - Evidence informing forecast-year allocation inputs; displayed values and growth are calculated: Equipment-appropriate training, local licensing and records constrain service access, without measuring an outsourcing share.
16. RadNet, Inc. - 2025 Form 10-K
    - Evidence informing forecast-year allocation inputs; displayed values and growth are calculated: The relatively young operator fleet is a replacement counterforce in the modeled beyond-support allocation.
17. Canadian Medical Imaging Inventory 2022-2023: Provincial and Territorial Overview
    - Evidence informing base-year allocation inputs; displayed values and growth are calculated: Older-equipment distributions constrain the beyond-support model but do not directly measure manufacturer support withdrawal.
    - Evidence informing forecast-year allocation inputs; displayed values and growth are calculated: Older-equipment distributions constrain the beyond-support model but do not directly measure manufacturer support withdrawal.

18. Flexible Multi-Vendor Medical Imaging Equipment Service
    - Evidence informing base-year allocation inputs; displayed values and growth are calculated: Advertised post-OEM-support service corroborates continuing commercial participation beyond manufacturer support, but not universal model eligibility.
    - Evidence informing forecast-year allocation inputs; displayed values and growth are calculated: Advertised post-OEM-support service corroborates continuing commercial participation beyond manufacturer support, but not universal model eligibility.

18. Medical Imaging Equipment Maintenance Services Market, by Region

Asia-Pacific presents different qualification and purchasing conditions rather than a single service-access model. [redacted] Neither accreditation nor program participation establishes coverage throughout Asia-Pacific.

[redacted] Covered hospitals should preserve the applicable obligation when changing providers or reducing coverage. These U.S. conditions should not be assumed to establish the requirements governing Canadian or Mexican facilities.

In Latin America, Brazil illustrates why documentary acceptance belongs in the service commitment. ANVISA's RDC xx.xx establishes operating requirements for diagnostic and interventional radiology, including records of preventive and corrective maintenance identifying the equipment, work, responsible service party, and facility representative. [redacted]

[redacted] A supplier's direct service portfolio therefore does not replace framework eligibility or local qualification. Buyers can consolidate commercial oversight while retaining country-specific compliance requirements, but a broader managed-service obligation may be unsuitable for a maintenance specialist unable to accept the additional responsibilities.

[illegible]

Entrants should establish their applicable licensed activity before committing, while buyers should distinguish supplier eligibility from responsibilities retained by the facility. Saudi licensing does not establish authorization in Dubai or elsewhere in the region.

In Africa, South Africa's Limpopo HEDP010/xx.xx/xx.xx solicitation illustrates acquisition-linked maintenance access. It combines equipment supply with maintenance and requires applicable SAHPRA licensing and supplier-authorization documentation. [illegible]

Figure 30. Global Medical Imaging Equipment Maintenance Services Market, by Region: Market share evolution, 2025-2032

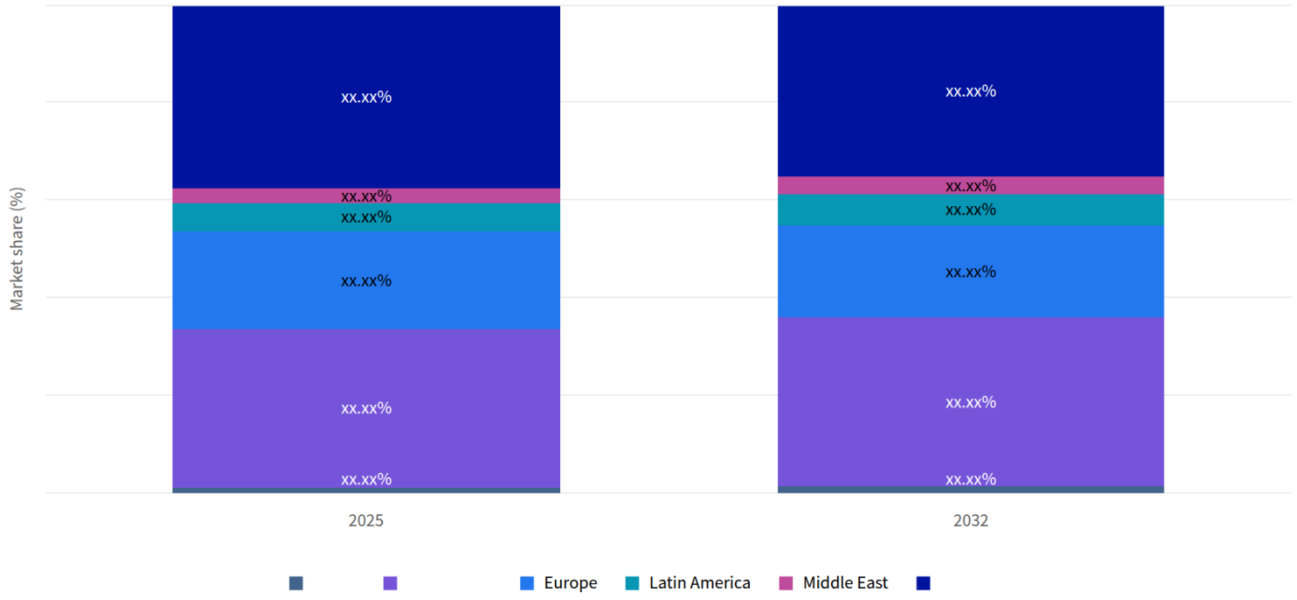

Figure 31. Global Medical Imaging Equipment Maintenance Services Market, by Region: Market size by category, 2025

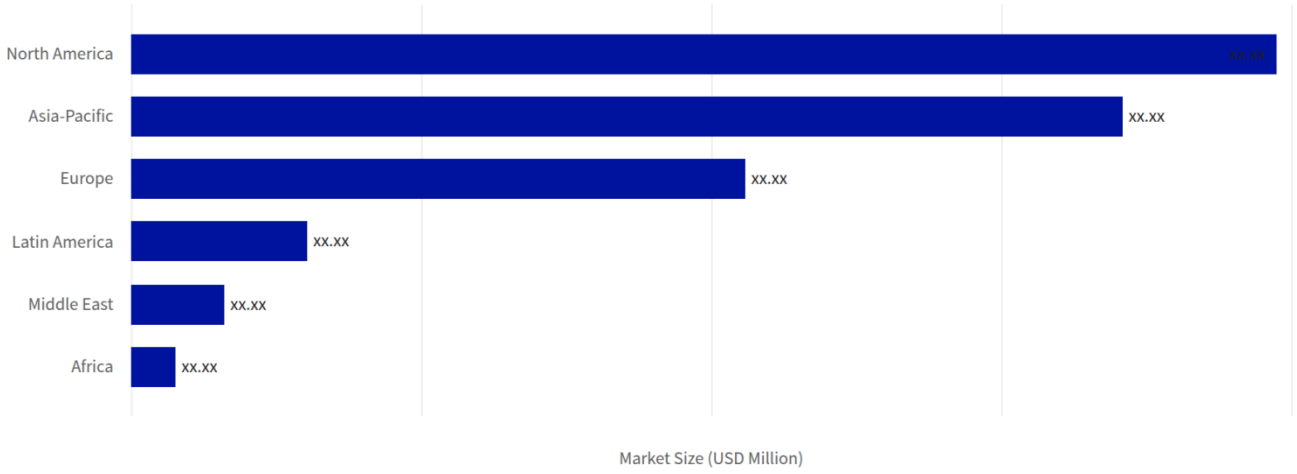

Figure 32. Global Medical Imaging Equipment Maintenance Services Market, Regional growth by Maintenance Function, 2025-2032 (CAGR %)

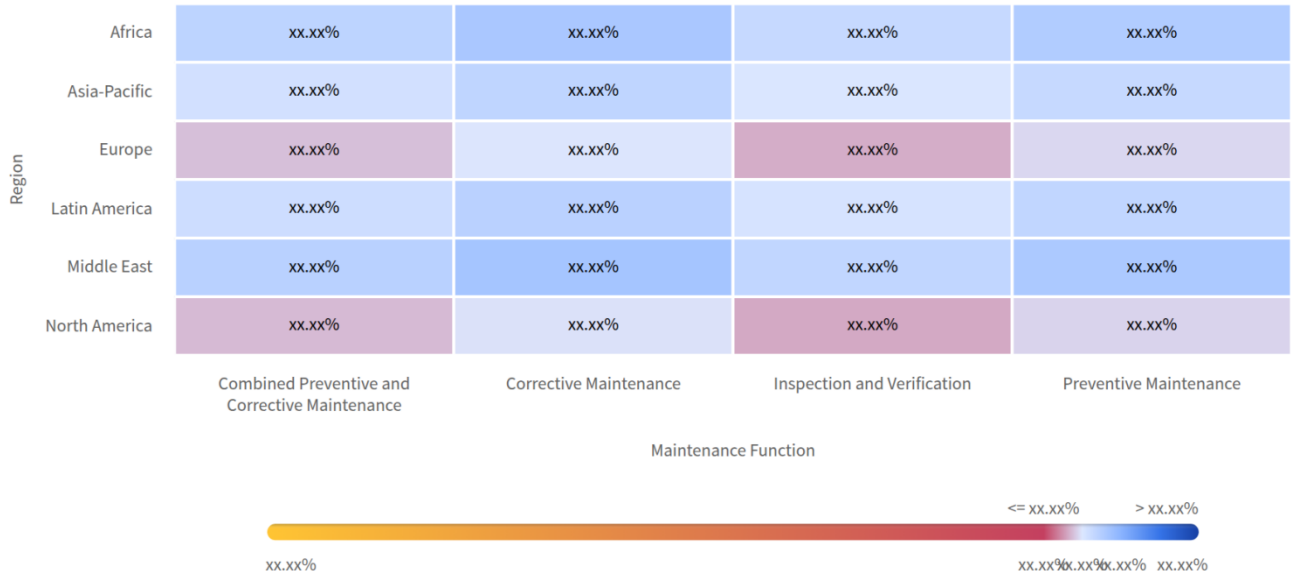

Table 181. Global Medical Imaging Equipment Maintenance Services Market, by Region growth contribution, 2025-2032

Category	2025 value (USD Million)	2032 value (USD Million)	Added value (USD Million)	2025 share (%)	2032 share (%)	Change (pp)	Growth share (%)	CAGR (%)
Africa	xx.xx	xx.xx	xx.xx	xx.xx	xx.xx	xx.xx	xx.xx	xx.xx
Asia-Pacific	xx.xx	xx.xx	xx.xx	xx.xx	xx.xx	xx.xx	xx.xx	xx.xx
Europe	xx.xx	xx.xx	xx.xx	xx.xx	xx.xx	xx.xx	xx.xx	xx.xx
Latin America	xx.xx	xx.xx	xx.xx	xx.xx	xx.xx	xx.xx	xx.xx	xx.xx
Middle East	xx.xx	xx.xx	xx.xx	xx.xx	xx.xx	xx.xx	xx.xx	xx.xx
North America	xx.xx	xx.xx	xx.xx	xx.xx	xx.xx	xx.xx	xx.xx	xx.xx
Scope total	**xx.xx**	**xx.xx**	**xx.xx**	**xx.xx**	**xx.xx**	**xx.xx**	**xx.xx**	**xx.xx**

Table 182. Global Medical Imaging Equipment Maintenance Services Market Size, by Region, 2017-2040 (USD Million)

Region	2017	2024	2025	2026	2027	2032	2040	CAGR (%)
Africa	xx.xx	xx.xx	xx.xx	xx.xx	xx.xx	xx.xx	xx.xx	xx.xx
Asia-Pacific	xx.xx	xx.xx	xx.xx	xx.xx	xx.xx	xx.xx	xx.xx	xx.xx
Europe	xx.xx	xx.xx	xx.xx	xx.xx	xx.xx	xx.xx	xx.xx	xx.xx
Latin America	xx.xx	xx.xx	xx.xx	xx.xx	xx.xx	xx.xx	xx.xx	xx.xx
Middle East	xx.xx	xx.xx	xx.xx	xx.xx	xx.xx	xx.xx	xx.xx	xx.xx
North America	xx.xx	xx.xx	xx.xx	xx.xx	xx.xx	xx.xx	xx.xx	xx.xx
Total	**xx.xx**	**xx.xx**	**xx.xx**	**xx.xx**	**xx.xx**	**xx.xx**	**xx.xx**	**xx.xx**

Sources & Evidence

1. Diagnostic Imaging Accreditation Scheme

   · Australian DIAS requires service records, recognized equipment-appropriate training, and applicable radiation-use licensing in the jurisdiction where servicing occurs. ([safetyandquality.gov.au](https://www.safetyandquality.gov.au/accreditation/diagnostic-imaging-accreditation-scheme))

2. Hospital Equipment Maintenance Requirements

   · CMS identifies imaging and radiologic equipment as requiring manufacturer-recommended maintenance rather than general alternative-equipment-management flexibility. The requirement does not itself award service to a supplier. ([cms.gov](https://www.cms.gov/Medicare/Provider-Enrollment-and-Certification/SurveyCertificationGenInfo/Policy-and-Memos-to-States-and-Regions-Items/Survey-and-Cert-Letter-xx.xx-xx.xx))

3. Managed Neutral Vendor Services

   · The English framework includes maintenance within wider managed-service responsibilities and requires mini-competition for awards. ([eoecph.nhs.uk](https://www.eoecph.nhs.uk/frameworks/managed-neutral-vendor-services/))

4. BEMMP | National Health Systems Resource Centre
   - India's NHSRC describes BEMMP implementation through public-private partnership and in-house modes and lists state-level service-provider relationships for broader biomedical equipment programs. ([qps.nhsrcindia.org](https://qps.nhsrcindia.org/bemmp))
5. Resolução da Diretoria Colegiada-RDC nº 611, de 9 de março de 2022
   - Brazil's RDC xx.xx governs diagnostic and interventional radiology and requires preventive and corrective maintenance records identifying the equipment, service, responsible party, and health-service representative. ([anvisalegis.datalegis.net](https://anvisalegis.datalegis.net/action/ActionDatalegis.php?acao=abrirTextoAto&cod_menu=xx.xx&cod_modulo=xx.xx&link=S&numeroAto=xx.xx&orgao=RDC%2FDC%2FANVISA%2FMS&seqAto=xx.xx&tipo=RDC&valorAno=2022))
6. Verordnung über das Betreiben und Benutzen von Medizinprodukten-MPBetreibV
   - Germany's Medical Devices Operator Ordinance requires maintenance and limits commissioned maintenance to providers meeting product-appropriate qualification requirements. ([gesetze-im-internet.de](https://www.gesetze-im-internet.de/mpbetreibv_2025/BJNR0260B0025.html))
7. Requirements for Medical Devices Establishments Licensing-MDS-REQ-009
   - SFDA licensing requirements separately identify medical-maintenance providers and specify personnel qualifications, manufacturer-linked training, and maintenance-management obligations. ([sfda.gov.sa](https://www.sfda.gov.sa/sites/default/files/2023-xx.xx/RequirementsLicensingMDEstablishments_0.pdf))
8. Dubai Health Authority: Standards for Medical Equipment Management
   - Dubai's standards became effective January xx.xx 2024, and address qualified maintenance staff, equipment records, and backup or alternatives for critical equipment during failure or maintenance. ([dha.gov.ae](https://www.dha.gov.ae/uploads/xx.xx/Standards%20for%20Medical%20Equipment%20Management-%20final20231222563.pdf))
9. Limpopo Department of Health: HEDP010/25/26-Supply, Delivery, Installation, Acceptance, Commissioning and Maintenance of Low Dose X-Ray Machines
   - The Limpopo solicitation bundles supply and maintenance, requires applicable licensing and authorization, and specifies parts, labor, travel, updates, and support-endpoint disclosure. ([etenders.gov.za](https://www.etenders.gov.za/home/Download/?blobName=5ab6c018-a57b-4ebe-8d34-1e49decc2798.pdf&downloadedFileName=Bid+Document+Lodox+Machine+HEDP010+xx.xx+xx.xx.pdf))
10. GE HealthCare Technologies Inc. - 2025 Form 10-K
    - Evidence informing the 2023 market-value input; displayed series and growth include calculations: Reported services revenue of USD xx.xx supplies a historical commercial-activity proxy; it is broader than imaging maintenance.
    - Evidence informing the 2024 market-value input; displayed series and growth include calculations: Reported services revenue of USD xx.xx supplies the comparable historical proxy.
    - Evidence informing base-year allocation inputs; displayed values and growth are calculated: Destination-sales cross-check; broader than maintenance.
    - Evidence informing forecast-year allocation inputs; displayed values and growth are calculated: Destination-sales cross-check; broader than maintenance.
    - Evidence informing base-year allocation inputs; displayed values and growth are calculated: EMEA commercial-scale cross-check.
    - Evidence informing forecast-year allocation inputs; displayed values and growth are calculated: EMEA commercial-scale cross-check.
    - Evidence informing base-year allocation inputs; displayed values and growth are calculated: China commercial activity and 2025 growth counterevidence.
    - Evidence informing forecast-year allocation inputs; displayed values and growth are calculated: China commercial activity and 2025 growth counterevidence.

11. GE HealthCare Technologies Inc. - 2022 Form 10-K
    - Evidence informing the 2020 market-value input; displayed series and growth include calculations: Services revenue of USD xx.xx anchors the high-cost equipment cohort's historical activity index.
    - Evidence informing the 2021 market-value input; displayed series and growth include calculations: Services revenue of USD xx.xx supplies the comparable activity index.
    - Evidence informing the 2022 market-value input; displayed series and growth include calculations: Services revenue of USD xx.xx supplies the activity index. The filing attributes the services decline primarily to unfavorable currency effects.
12. Health at a Glance 2025 - Diagnostic Technologies
    - Evidence informing the 2032 market-value input; displayed series and growth include calculations: Long-run increases in imaging activity support continued equipment demand; examination volumes are not substituted for maintenance revenue.
    - Evidence informing the 2040 market-value input; displayed series and growth include calculations: The observed country variation and incomplete coverage constrain long-run stock-growth assumptions and prohibit uniform worldwide density extrapolation.
13. OnWatch Predict
    - Evidence informing the 2032 market-value input; displayed series and growth include calculations: Conditional reported benefits support considering a service-efficiency counterforce, not applying downtime reductions directly to service revenue.
    - Evidence informing the 2040 market-value input; displayed series and growth include calculations: The offering supports retaining human and component fulfillment costs in the long-run forecast; it does not establish autonomous servicing or engineer replacement.
14. Unite In-House Service Solutions
    - Evidence informing the 2032 market-value input; displayed series and growth include calculations: The retained-labor boundary supports the modeled purchased-scope counterforce, without measuring future adoption.
    - Evidence informing the 2040 market-value input; displayed series and growth include calculations: The offering supports maintaining a distinction between installed equipment obligations and externally purchased service expenditure.
15. Philips Standard Terms and Conditions of Service, Revision 23, April 2024
    - Evidence informing the 2032 market-value input; displayed series and growth include calculations: Published lifecycle terms condition post-End-of-Life repair on parts and trained-personnel availability and remove the earlier uptime guarantee. These constrain assumed indefinite support extension.
    - Evidence informing the 2040 market-value input; displayed series and growth include calculations: The lifecycle conditions support including retirement and support limitations in long-run growth assumptions, but do not establish a dated global withdrawal event.
16. Health at a Glance: Latin America and the Caribbean 2023 - Medical Technologies
    - Evidence informing base-year allocation inputs; displayed values and growth are calculated: Heterogeneous regional equipment availability and partial coverage constrain the allocation model.
    - Evidence informing forecast-year allocation inputs; displayed values and growth are calculated: Heterogeneous regional equipment availability and partial coverage constrain the allocation model.
17. Health at a Glance: Asia/Pacific 2024 - Medical Technologies
    - Evidence informing base-year allocation inputs; displayed values and growth are calculated: Regional heterogeneity constrains uniform-density and uniform-access assumptions.
    - Evidence informing forecast-year allocation inputs; displayed values and growth are calculated: Regional heterogeneity constrains uniform-density and uniform-access assumptions.
18. Assessment of Breast Cancer Control Capacities in the WHO African Region in 2022
    - Evidence informing base-year allocation inputs; displayed values and growth are calculated: Survey coverage and equipment scarcity constrain extrapolation across Africa.
    - Evidence informing forecast-year allocation inputs; displayed values and growth are calculated: Survey coverage and equipment scarcity constrain extrapolation across Africa.

18.1. North America

Table 183. North America Medical Imaging Equipment Maintenance Services Market, by Country growth contribution, 2025-2032

Category	2025 value (USD Million)	2032 value (USD Million)	Added value (USD Million)	2025 share (%)	2032 share (%)	Change (pp)	Growth share (%)	CAGR (%)
Canada	xx.xx	xx.xx	xx.xx	xx.xx	xx.xx	xx.xx	xx.xx	xx.xx
Mexico	xx.xx	xx.xx	xx.xx	xx.xx	xx.xx	xx.xx	xx.xx	xx.xx
Unallocated / remaining scope	xx.xx	xx.xx	xx.xx	xx.xx	xx.xx	xx.xx	xx.xx	xx.xx
United States	xx.xx	xx.xx	xx.xx	xx.xx	xx.xx	xx.xx	xx.xx	xx.xx
Scope total	**xx.xx**	**xx.xx**	**xx.xx**	**xx.xx**	**xx.xx**	**xx.xx**	**xx.xx**	**xx.xx**

Table 184. North America Medical Imaging Equipment Maintenance Services Market Size, by Region, 2017-2040 (USD Million)

Region	2017	2024	2025	2026	2027	2032	2040	CAGR (%)
Canada	xx.xx	xx.xx	xx.xx	xx.xx	xx.xx	xx.xx	xx.xx	xx.xx
Mexico	xx.xx	xx.xx	xx.xx	xx.xx	xx.xx	xx.xx	xx.xx	xx.xx
United States	xx.xx	xx.xx	xx.xx	xx.xx	xx.xx	xx.xx	xx.xx	xx.xx
Others	xx.xx	xx.xx	xx.xx	xx.xx	xx.xx	xx.xx	xx.xx	xx.xx
Total	**xx.xx**	**xx.xx**	**xx.xx**	**xx.xx**	**xx.xx**	**xx.xx**	**xx.xx**	**xx.xx**

Table 185. North America Medical Imaging Equipment Maintenance Services Market Size, by Maintenance Function, 2017-2040 (USD Million)

Maintenance Function	2017	2024	2025	2026	2027	2032	2040	CAGR (%)
Combined Preventive and Corrective Maintenance	xx.xx	xx.xx	xx.xx	xx.xx	xx.xx	xx.xx	xx.xx	xx.xx
Corrective Maintenance	xx.xx	xx.xx	xx.xx	xx.xx	xx.xx	xx.xx	xx.xx	xx.xx
Inspection and Verification	xx.xx	xx.xx	xx.xx	xx.xx	xx.xx	xx.xx	xx.xx	xx.xx
Preventive Maintenance	xx.xx	xx.xx	xx.xx	xx.xx	xx.xx	xx.xx	xx.xx	xx.xx
Total	**xx.xx**	**xx.xx**	**xx.xx**	**xx.xx**	**xx.xx**	**xx.xx**	**xx.xx**	**xx.xx**

Table 186. North America Medical Imaging Equipment Maintenance Services Market Size, by Imaging Modality, 2017-2040 (USD Million)

Imaging Modality	2017	2024	2025	2026	2027	2032	2040	CAGR (%)
Bone Densitometry	xx.xx	xx.xx	xx.xx	xx.xx	xx.xx	xx.xx	xx.xx	xx.xx
Computed Tomography	xx.xx	xx.xx	xx.xx	xx.xx	xx.xx	xx.xx	xx.xx	xx.xx
Dental Radiology	xx.xx	xx.xx	xx.xx	xx.xx	xx.xx	xx.xx	xx.xx	xx.xx
Fluoroscopy and Angiography	xx.xx	xx.xx	xx.xx	xx.xx	xx.xx	xx.xx	xx.xx	xx.xx
General Radiography	xx.xx	xx.xx	xx.xx	xx.xx	xx.xx	xx.xx	xx.xx	xx.xx
Hybrid Imaging	xx.xx	xx.xx	xx.xx	xx.xx	xx.xx	xx.xx	xx.xx	xx.xx
Magnetic Resonance Imaging	xx.xx	xx.xx	xx.xx	xx.xx	xx.xx	xx.xx	xx.xx	xx.xx
Mammography	xx.xx	xx.xx	xx.xx	xx.xx	xx.xx	xx.xx	xx.xx	xx.xx
Nuclear Medicine Imaging	xx.xx	xx.xx	xx.xx	xx.xx	xx.xx	xx.xx	xx.xx	xx.xx
Ultrasound	xx.xx	xx.xx	xx.xx	xx.xx	xx.xx	xx.xx	xx.xx	xx.xx
Total	**xx.xx**	**xx.xx**	**xx.xx**	**xx.xx**	**xx.xx**	**xx.xx**	**xx.xx**	**xx.xx**

Table 187. North America Medical Imaging Equipment Maintenance Services Market Size, by Hybrid Imaging, 2017-2040 (USD Million)

Hybrid Imaging	2017	2024	2025	2026	2027	2032	2040	CAGR (%)
Hybrid Interventional Imaging	xx.xx	xx.xx	xx.xx	xx.xx	xx.xx	xx.xx	xx.xx	xx.xx
PET/CT	xx.xx	xx.xx	xx.xx	xx.xx	xx.xx	xx.xx	xx.xx	xx.xx
PET/MRI	xx.xx	xx.xx	xx.xx	xx.xx	xx.xx	xx.xx	xx.xx	xx.xx
SPECT/CT	xx.xx	xx.xx	xx.xx	xx.xx	xx.xx	xx.xx	xx.xx	xx.xx
Total	**xx.xx**	**xx.xx**	**xx.xx**	**xx.xx**	**xx.xx**	**xx.xx**	**xx.xx**	**xx.xx**

Table 188. North America Medical Imaging Equipment Maintenance Services Market Size, by Nuclear Medicine Imaging, 2017-2040 (USD Million)

Nuclear Medicine Imaging	2017	2024	2025	2026	2027	2032	2040	CAGR (%)
Gamma Camera and SPECT Imaging	xx.xx	xx.xx	xx.xx	xx.xx	xx.xx	xx.xx	xx.xx	xx.xx
Standalone PET Imaging	xx.xx	xx.xx	xx.xx	xx.xx	xx.xx	xx.xx	xx.xx	xx.xx
Total	**xx.xx**	**xx.xx**	**xx.xx**	**xx.xx**	**xx.xx**	**xx.xx**	**xx.xx**	**xx.xx**

Table 189. North America Medical Imaging Equipment Maintenance Services Market Size, by Clinical Use, 2017-2040 (USD Million)

Clinical Use	2017	2024	2025	2026	2027	2032	2040	CAGR (%)
Diagnostic and Screening Imaging	xx.xx	xx.xx	xx.xx	xx.xx	xx.xx	xx.xx	xx.xx	xx.xx
Image-Guided Intervention	xx.xx	xx.xx	xx.xx	xx.xx	xx.xx	xx.xx	xx.xx	xx.xx
Shared-Use Imaging	xx.xx	xx.xx	xx.xx	xx.xx	xx.xx	xx.xx	xx.xx	xx.xx
Treatment-Planning Imaging	xx.xx	xx.xx	xx.xx	xx.xx	xx.xx	xx.xx	xx.xx	xx.xx
Total	**xx.xx**	**xx.xx**	**xx.xx**	**xx.xx**	**xx.xx**	**xx.xx**	**xx.xx**	**xx.xx**

Table 190. North America Medical Imaging Equipment Maintenance Services Market Size, by End User, 2017-2040 (USD Million)

End User	2017	2024	2025	2026	2027	2032	2040	CAGR (%)
Ambulatory Care Centers	xx.xx	xx.xx	xx.xx	xx.xx	xx.xx	xx.xx	xx.xx	xx.xx
Dental Practices	xx.xx	xx.xx	xx.xx	xx.xx	xx.xx	xx.xx	xx.xx	xx.xx
Diagnostic Imaging Centers	xx.xx	xx.xx	xx.xx	xx.xx	xx.xx	xx.xx	xx.xx	xx.xx
Hospitals	xx.xx	xx.xx	xx.xx	xx.xx	xx.xx	xx.xx	xx.xx	xx.xx
Medical and Allied Health Practices	xx.xx	xx.xx	xx.xx	xx.xx	xx.xx	xx.xx	xx.xx	xx.xx
Mobile Imaging Operators	xx.xx	xx.xx	xx.xx	xx.xx	xx.xx	xx.xx	xx.xx	xx.xx
Total	**xx.xx**	**xx.xx**	**xx.xx**	**xx.xx**	**xx.xx**	**xx.xx**	**xx.xx**	**xx.xx**

Table 191. North America Medical Imaging Equipment Maintenance Services Market Size, by Service Delivery, 2017-2040 (USD Million)

Service Delivery	2017	2024	2025	2026	2027	2032	2040	CAGR (%)
Depot Repair	xx.xx	xx.xx	xx.xx	xx.xx	xx.xx	xx.xx	xx.xx	xx.xx
Integrated Service Delivery	xx.xx	xx.xx	xx.xx	xx.xx	xx.xx	xx.xx	xx.xx	xx.xx
On-Site Service	xx.xx	xx.xx	xx.xx	xx.xx	xx.xx	xx.xx	xx.xx	xx.xx
Remote Service	xx.xx	xx.xx	xx.xx	xx.xx	xx.xx	xx.xx	xx.xx	xx.xx
Total	**xx.xx**	**xx.xx**	**xx.xx**	**xx.xx**	**xx.xx**	**xx.xx**	**xx.xx**	**xx.xx**

Table 192. North America Medical Imaging Equipment Maintenance Services Market Size, by Procurement Route, 2017-2040 (USD Million)

Procurement Route	2017	2024	2025	2026	2027	2032	2040	CAGR (%)
Framework and Master-Agreement Orders	xx.xx	xx.xx	xx.xx	xx.xx	xx.xx	xx.xx	xx.xx	xx.xx
Standalone Procurement	xx.xx	xx.xx	xx.xx	xx.xx	xx.xx	xx.xx	xx.xx	xx.xx
Total	**xx.xx**	**xx.xx**	**xx.xx**	**xx.xx**	**xx.xx**	**xx.xx**	**xx.xx**	**xx.xx**

Table 193. North America Medical Imaging Equipment Maintenance Services Market Size, by Service Provider Relationship, 2017-2040 (USD Million)

Service Provider Relationship	2017	2024	2025	2026	2027	2032	2040	CAGR (%)
Manufacturer-Provided Service	xx.xx	xx.xx	xx.xx	xx.xx	xx.xx	xx.xx	xx.xx	xx.xx
Third-Party Service	xx.xx	xx.xx	xx.xx	xx.xx	xx.xx	xx.xx	xx.xx	xx.xx
Total	**xx.xx**	**xx.xx**	**xx.xx**	**xx.xx**	**xx.xx**	**xx.xx**	**xx.xx**	**xx.xx**

Table 194. North America Medical Imaging Equipment Maintenance Services Market Size, by Contract Coverage, 2017-2040 (USD Million)

Contract Coverage	2017	2024	2025	2026	2027	2032	2040	CAGR (%)
Event-Specific Service	xx.xx	xx.xx	xx.xx	xx.xx	xx.xx	xx.xx	xx.xx	xx.xx
Full-Service Coverage	xx.xx	xx.xx	xx.xx	xx.xx	xx.xx	xx.xx	xx.xx	xx.xx
Limited-Service Coverage	xx.xx	xx.xx	xx.xx	xx.xx	xx.xx	xx.xx	xx.xx	xx.xx
Shared Maintenance Coverage	xx.xx	xx.xx	xx.xx	xx.xx	xx.xx	xx.xx	xx.xx	xx.xx
Total	**xx.xx**	**xx.xx**	**xx.xx**	**xx.xx**	**xx.xx**	**xx.xx**	**xx.xx**	**xx.xx**

Table 195. North America Medical Imaging Equipment Maintenance Services Market Size, by Pricing Model, 2017-2040 (USD Million)

Pricing Model	2017	2024	2025	2026	2027	2032	2040	CAGR (%)
Fixed Per-Event Fees	xx.xx	xx.xx	xx.xx	xx.xx	xx.xx	xx.xx	xx.xx	xx.xx
Fixed Periodic Fees	xx.xx	xx.xx	xx.xx	xx.xx	xx.xx	xx.xx	xx.xx	xx.xx
Hybrid Pricing	xx.xx	xx.xx	xx.xx	xx.xx	xx.xx	xx.xx	xx.xx	xx.xx
Time-and-Materials Pricing	xx.xx	xx.xx	xx.xx	xx.xx	xx.xx	xx.xx	xx.xx	xx.xx
Usage-Based Fees	xx.xx	xx.xx	xx.xx	xx.xx	xx.xx	xx.xx	xx.xx	xx.xx
Total	**xx.xx**	**xx.xx**	**xx.xx**	**xx.xx**	**xx.xx**	**xx.xx**	**xx.xx**	**xx.xx**

Table 196. North America Medical Imaging Equipment Maintenance Services Market Size, by Vendor Scope, 2017-2040 (USD Million)

Vendor Scope	2017	2024	2025	2026	2027	2032	2040	CAGR (%)
Multi-Vendor Coverage	xx.xx	xx.xx	xx.xx	xx.xx	xx.xx	xx.xx	xx.xx	xx.xx
Single-Vendor Coverage	xx.xx	xx.xx	xx.xx	xx.xx	xx.xx	xx.xx	xx.xx	xx.xx
Total	**xx.xx**	**xx.xx**	**xx.xx**	**xx.xx**	**xx.xx**	**xx.xx**	**xx.xx**	**xx.xx**

Table 197. North America Medical Imaging Equipment Maintenance Services Market Size, by Equipment Support Lifecycle, 2017-2040 (USD Million)

Equipment Support Lifecycle	2017	2024	2025	2026	2027	2032	2040	CAGR (%)
Beyond Manufacturer Support	xx.xx	xx.xx	xx.xx	xx.xx	xx.xx	xx.xx	xx.xx	xx.xx
Within Manufacturer Support	xx.xx	xx.xx	xx.xx	xx.xx	xx.xx	xx.xx	xx.xx	xx.xx
Total	**xx.xx**	**xx.xx**	**xx.xx**	**xx.xx**	**xx.xx**	**xx.xx**	**xx.xx**	**xx.xx**

Sources & Evidence

1. GE HealthCare Technologies Inc. - 2025 Form 10-K
   - Evidence informing the 2023 market-value input; displayed series and growth include calculations: Reported services revenue of USD xx.xx supplies a historical commercial-activity proxy; it is broader than imaging maintenance.
   - Evidence informing the 2024 market-value input; displayed series and growth include calculations: Reported services revenue of USD xx.xx supplies the comparable historical proxy.
   - Evidence informing base-year allocation inputs; displayed values and growth are calculated: Destination-sales cross-check; broader than maintenance.
   - Evidence informing forecast-year allocation inputs; displayed values and growth are calculated: Destination-sales cross-check; broader than maintenance.
   - Evidence informing base-year allocation inputs; displayed values and growth are calculated: U.S. destination sales were USD xx.xx, not maintenance-only revenue.
   - Evidence informing forecast-year allocation inputs; displayed values and growth are calculated: U.S. destination sales were USD xx.xx, not maintenance-only revenue.
2. GE HealthCare Technologies Inc. - 2022 Form 10-K
   - Evidence informing the 2020 market-value input; displayed series and growth include calculations: Services revenue of USD xx.xx anchors the high-cost equipment cohort's historical activity index.
   - Evidence informing the 2021 market-value input; displayed series and growth include calculations: Services revenue of USD xx.xx supplies the comparable activity index.
   - Evidence informing the 2022 market-value input; displayed series and growth include calculations: Services revenue of USD xx.xx supplies the activity index. The filing attributes the services decline primarily to unfavorable currency effects.
3. Health at a Glance 2025 - Diagnostic Technologies
   - Evidence informing the 2032 market-value input; displayed series and growth include calculations: Long-run increases in imaging activity support continued equipment demand; examination volumes are not substituted for maintenance revenue.
   - Evidence informing the 2040 market-value input; displayed series and growth include calculations: The observed country variation and incomplete coverage constrain long-run stock-growth assumptions and prohibit uniform worldwide density extrapolation.

4. OnWatch Predict
   - Evidence informing the 2032 market-value input; displayed series and growth include calculations: Conditional reported benefits support considering a service-efficiency counterforce, not applying downtime reductions directly to service revenue.
   - Evidence informing the 2040 market-value input; displayed series and growth include calculations: The offering supports retaining human and component fulfillment costs in the long-run forecast; it does not establish autonomous servicing or engineer replacement.
5. Unite In-House Service Solutions
   - Evidence informing the 2032 market-value input; displayed series and growth include calculations: The retained-labor boundary supports the modeled purchased-scope counterforce, without measuring future adoption.
   - Evidence informing the 2040 market-value input; displayed series and growth include calculations: The offering supports maintaining a distinction between installed equipment obligations and externally purchased service expenditure.
   - Evidence informing base-year allocation inputs; displayed values and growth are calculated: The offering excludes included onsite and planned-maintenance labor, supporting retained-work and purchased-payment distinctions, not observed adoption.
([gehealthcare.com](https://www.gehealthcare.com/en/services/unite-in-house))
   - Evidence informing forecast-year allocation inputs; displayed values and growth are calculated: The offering excludes included onsite and planned-maintenance labor, supporting retained-work and purchased-payment distinctions, not observed adoption.
([gehealthcare.com](https://www.gehealthcare.com/en/services/unite-in-house))
   - Evidence informing base-year allocation inputs; displayed values and growth are calculated: The published xx.xx% remote fix rate is a case-resolution observation, not remote-only revenue. Separately billed on-site labor supports the responsibility distinction.
   - Evidence informing forecast-year allocation inputs; displayed values and growth are calculated: The published xx.xx% remote fix rate is a case-resolution observation, not remote-only revenue. Separately billed on-site labor supports the responsibility distinction.
   - Evidence informing base-year allocation inputs; displayed values and growth are calculated: Excluded on-site and planned-maintenance labor prevents interpreting every remote-support plan as inclusive integrated fulfillment.
   - Evidence informing forecast-year allocation inputs; displayed values and growth are calculated: Excluded on-site and planned-maintenance labor prevents interpreting every remote-support plan as inclusive integrated fulfillment.
   - Evidence informing base-year allocation inputs; displayed values and growth are calculated: Periodic support with additional billed labor or parts supports mixed payment components rather than universal fixed full coverage.
   - Evidence informing forecast-year allocation inputs; displayed values and growth are calculated: Periodic support with additional billed labor or parts supports mixed payment components rather than universal fixed full coverage.
   - Evidence informing base-year allocation inputs; displayed values and growth are calculated: Enterprise offerings covering GE HealthCare assets establish an own-brand agreement example without measuring its market penetration.
   - Evidence informing forecast-year allocation inputs; displayed values and growth are calculated: Enterprise offerings covering GE HealthCare assets establish an own-brand agreement example without measuring its market penetration.

6. Philips Standard Terms and Conditions of Service, Revision 23, April 2024
   - Evidence informing the 2032 market-value input; displayed series and growth include calculations: Published lifecycle terms condition post-End-of-Life repair on parts and trained-personnel availability and remove the earlier uptime guarantee. These constrain assumed indefinite support extension.
   - Evidence informing the 2040 market-value input; displayed series and growth include calculations: The lifecycle conditions support including retirement and support limitations in long-run growth assumptions, but do not establish a dated global withdrawal event.
   - Evidence informing base-year allocation inputs; displayed values and growth are calculated: Post-End-of-Life obligations change materially, supporting a declared-support endpoint rather than an automatic equipment-age threshold.
   - Evidence informing forecast-year allocation inputs; displayed values and growth are calculated: Post-End-of-Life obligations change materially, supporting a declared-support endpoint rather than an automatic equipment-age threshold.
   - Evidence informing base-year allocation inputs; displayed values and growth are calculated: Post-endpoint repair depends on parts and trained-personnel availability without the earlier uptime guarantee; continuing service is conditional, not indefinite.
   - Evidence informing forecast-year allocation inputs; displayed values and growth are calculated: Post-endpoint repair depends on parts and trained-personnel availability without the earlier uptime guarantee; continuing service is conditional, not indefinite.
7. Health at a Glance 2025 - Diagnostic Technologies
   - Evidence informing base-year allocation inputs; displayed values and growth are calculated: Imaging-stock comparator.
   - Evidence informing forecast-year allocation inputs; displayed values and growth are calculated: Imaging-stock comparator.
8. Hospital Equipment Maintenance Requirements - CMS Memorandum 14-07-Hospital
   - Evidence informing base-year allocation inputs; displayed values and growth are calculated: Imaging maintenance must follow manufacturer recommendations; this is not an exclusive OEM purchasing award.
   - Evidence informing forecast-year allocation inputs; displayed values and growth are calculated: Imaging maintenance must follow manufacturer recommendations; this is not an exclusive OEM purchasing award.

9. RadNet, Inc. - 2025 Form 10-K
   - Evidence informing base-year allocation inputs; displayed values and growth are calculated: The disclosed X-ray fleet provides a buyer-footprint check, not global maintenance revenue. ([sec.gov](https://www.sec.gov/Archives/edgar/data/xx.xx/xx.xx/rdnt-xx.xx.htm))
   - Evidence informing forecast-year allocation inputs; displayed values and growth are calculated: The disclosed X-ray fleet provides a buyer-footprint check, not global maintenance revenue. ([sec.gov](https://www.sec.gov/Archives/edgar/data/xx.xx/xx.xx/rdnt-xx.xx.htm))
   - Evidence informing base-year allocation inputs; displayed values and growth are calculated: The disclosed fluoroscopy fleet constrains the outpatient comparator's scope. ([sec.gov](https://www.sec.gov/Archives/edgar/data/xx.xx/xx.xx/rdnt-xx.xx.htm))
   - Evidence informing forecast-year allocation inputs; displayed values and growth are calculated: The disclosed fluoroscopy fleet constrains the outpatient comparator's scope. ([sec.gov](https://www.sec.gov/Archives/edgar/data/xx.xx/xx.xx/rdnt-xx.xx.htm))
   - Evidence informing base-year allocation inputs; displayed values and growth are calculated: CT fleet changes provide an independent relative-activity check. ([sec.gov](https://www.sec.gov/Archives/edgar/data/xx.xx/xx.xx/rdnt-xx.xx.htm))
   - Evidence informing forecast-year allocation inputs; displayed values and growth are calculated: CT fleet changes provide an independent relative-activity check. ([sec.gov](https://www.sec.gov/Archives/edgar/data/xx.xx/xx.xx/rdnt-xx.xx.htm))
   - Evidence informing base-year allocation inputs; displayed values and growth are calculated: MRI fleet changes inform a restrained relative-growth assumption. ([sec.gov](https://www.sec.gov/Archives/edgar/data/xx.xx/xx.xx/rdnt-xx.xx.htm))
   - Evidence informing forecast-year allocation inputs; displayed values and growth are calculated: MRI fleet changes inform a restrained relative-growth assumption. ([sec.gov](https://www.sec.gov/Archives/edgar/data/xx.xx/xx.xx/rdnt-xx.xx.htm))
   - Evidence informing base-year allocation inputs; displayed values and growth are calculated: Ultrasound fleet disclosure supplies a commercial-stock comparator. ([sec.gov](https://www.sec.gov/Archives/edgar/data/xx.xx/xx.xx/rdnt-xx.xx.htm))
   - Evidence informing forecast-year allocation inputs; displayed values and growth are calculated: Ultrasound fleet disclosure supplies a commercial-stock comparator. ([sec.gov](https://www.sec.gov/Archives/edgar/data/xx.xx/xx.xx/rdnt-xx.xx.htm))
   - Evidence informing base-year allocation inputs; displayed values and growth are calculated: Mammography fleet disclosure supplies a commercial-stock comparator. ([sec.gov](https://www.sec.gov/Archives/edgar/data/xx.xx/xx.xx/rdnt-xx.xx.htm))
   - Evidence informing forecast-year allocation inputs; displayed values and growth are calculated: Mammography fleet disclosure supplies a commercial-stock comparator. ([sec.gov](https://www.sec.gov/Archives/edgar/data/xx.xx/xx.xx/rdnt-xx.xx.htm))
   - Evidence informing base-year allocation inputs; displayed values and growth are calculated: PET/CT fleet growth provides a differentiated adoption comparator. ([sec.gov](https://www.sec.gov/Archives/edgar/data/xx.xx/xx.xx/rdnt-xx.xx.htm))
   - Evidence informing forecast-year allocation inputs; displayed values and growth are calculated: PET/CT fleet growth provides a differentiated adoption comparator. ([sec.gov](https://www.sec.gov/Archives/edgar/data/xx.xx/xx.xx/rdnt-xx.xx.htm))
   - Evidence informing base-year allocation inputs; displayed values and growth are calculated: Manufacturer service arrangements corroborate buyer-side participation, without a spending split. ([sec.gov](https://www.sec.gov/Archives/edgar/data/xx.xx/xx.xx/rdnt-xx.xx.htm))
   - Evidence informing forecast-year allocation inputs; displayed values and growth are calculated: Manufacturer service arrangements corroborate buyer-side participation, without a spending split. ([sec.gov](https://www.sec.gov/Archives/edgar/data/xx.xx/xx.xx/rdnt-xx.xx.htm))
   - Evidence informing base-year allocation inputs; displayed values and growth are calculated: The operator reports external manufacturer-service arrangements and modality fleets. Applying inherited fees produces a modeled fleet-activity index, not observed maintenance expense.
   - Evidence informing forecast-year allocation inputs; displayed values and growth are calculated: The operator reports external manufacturer-service arrangements and modality fleets. Applying inherited fees produces a modeled fleet-activity index, not observed maintenance expense.
   - Evidence informing base-year allocation inputs; displayed values and growth are calculated: The disclosed outpatient fleet is counterevidence against treating hospital-heavy national samples as universal buyer distributions.
   - Evidence informing forecast-year allocation inputs; displayed values and growth are calculated: The disclosed

10. Contracting in Medical Equipment Maintenance Services: An Empirical Investigation
    - Evidence informing base-year allocation inputs; displayed values and growth are calculated: The historical scanner dataset supplies observed plan-selection proportions, not current global value shares. ([business.columbia.edu](https://business.columbia.edu/sites/default/files-efs/pubfiles/xx.xx/besbes_contracting.pdf))
    - Evidence informing forecast-year allocation inputs; displayed values and growth are calculated: The historical scanner dataset supplies observed plan-selection proportions, not current global value shares. ([business.columbia.edu](https://business.columbia.edu/sites/default/files-efs/pubfiles/xx.xx/besbes_contracting.pdf))
    - Evidence informing base-year allocation inputs; displayed values and growth are calculated: Basic and partial plans constrain the narrower-standing-coverage model. ([business.columbia.edu](https://business.columbia.edu/sites/default/files-efs/pubfiles/xx.xx/besbes_contracting.pdf))
    - Evidence informing forecast-year allocation inputs; displayed values and growth are calculated: Basic and partial plans constrain the narrower-standing-coverage model. ([business.columbia.edu](https://business.columbia.edu/sites/default/files-efs/pubfiles/xx.xx/besbes_contracting.pdf))
    - Evidence informing base-year allocation inputs; displayed values and growth are calculated: Preventive obligations coexist with differing repair coverage or charging in the studied plans. ([business.columbia.edu](https://business.columbia.edu/sites/default/files-efs/pubfiles/xx.xx/besbes_contracting.pdf))
    - Evidence informing forecast-year allocation inputs; displayed values and growth are calculated: Preventive obligations coexist with differing repair coverage or charging in the studied plans. ([business.columbia.edu](https://business.columbia.edu/sites/default/files-efs/pubfiles/xx.xx/besbes_contracting.pdf))
    - Evidence informing base-year allocation inputs; displayed values and growth are calculated: Historical full-protection selection supplies a purchasing primitive, converted from plan counts to value using an explicit relative-spending assumption.
    - Evidence informing forecast-year allocation inputs; displayed values and growth are calculated: Historical full-protection selection supplies a purchasing primitive, converted from plan counts to value using an explicit relative-spending assumption.
    - Evidence informing base-year allocation inputs; displayed values and growth are calculated: Basic and partial plans contain annual fees plus variable charges, supporting Hybrid Pricing and preventing misclassification as pure time-and-materials.
    - Evidence informing forecast-year allocation inputs; displayed values and growth are calculated: Basic and partial plans contain annual fees plus variable charges, supporting Hybrid Pricing and preventing misclassification as pure time-and-materials.
    - Evidence informing base-year allocation inputs; displayed values and growth are calculated: The study's time-and-materials label includes an annual fee; it constrains exclusions from the pure no-retainer numerator rather than observing that category's current share.
    - Evidence informing forecast-year allocation inputs; displayed values and growth are calculated: The study's time-and-materials label includes an annual fee; it constrains exclusions from the pure no-retainer numerator rather than observing that category's current share.

11. Appendix 3: Framework Agreement Specification-Maintenance, Repair and Calibration of Medical Equipment

- Evidence informing base-year allocation inputs; displayed values and growth are calculated: Comprehensive procurement coverage combines scheduled maintenance and repairs. ([sccl.nhs.uk](https://www.sccl.nhs.uk/wp-content/uploads/2023/xx.xx/Maintenance-Appendix-xx.xx-Framework-Specification.pdf))
- Evidence informing forecast-year allocation inputs; displayed values and growth are calculated: Comprehensive procurement coverage combines scheduled maintenance and repairs. ([sccl.nhs.uk](https://www.sccl.nhs.uk/wp-content/uploads/2023/xx.xx/Maintenance-Appendix-xx.xx-Framework-Specification.pdf))
- Evidence informing base-year allocation inputs; displayed values and growth are calculated: Comprehensive cover and case-specific component treatment support obligation-based classification. ([sccl.nhs.uk](https://www.sccl.nhs.uk/wp-content/uploads/2023/xx.xx/Maintenance-Appendix-xx.xx-Framework-Specification.pdf))
- Evidence informing forecast-year allocation inputs; displayed values and growth are calculated: Comprehensive cover and case-specific component treatment support obligation-based classification. ([sccl.nhs.uk](https://www.sccl.nhs.uk/wp-content/uploads/2023/xx.xx/Maintenance-Appendix-xx.xx-Framework-Specification.pdf))
- Evidence informing base-year allocation inputs; displayed values and growth are calculated: Preventive-only, labor-only and component-limited options establish narrower standing obligations. ([sccl.nhs.uk](https://www.sccl.nhs.uk/wp-content/uploads/2023/xx.xx/Maintenance-Appendix-xx.xx-Framework-Specification.pdf))
- Evidence informing forecast-year allocation inputs; displayed values and growth are calculated: Preventive-only, labor-only and component-limited options establish narrower standing obligations. ([sccl.nhs.uk](https://www.sccl.nhs.uk/wp-content/uploads/2023/xx.xx/Maintenance-Appendix-xx.xx-Framework-Specification.pdf))
- Evidence informing base-year allocation inputs; displayed values and growth are calculated: Collaborative cover explicitly divides work between buyer and supplier. ([sccl.nhs.uk](https://www.sccl.nhs.uk/wp-content/uploads/2023/xx.xx/Maintenance-Appendix-xx.xx-Framework-Specification.pdf))
- Evidence informing forecast-year allocation inputs; displayed values and growth are calculated: Collaborative cover explicitly divides work between buyer and supplier. ([sccl.nhs.uk](https://www.sccl.nhs.uk/wp-content/uploads/2023/xx.xx/Maintenance-Appendix-xx.xx-Framework-Specification.pdf))

12. What's Included in Preventative Maintenance?

- Evidence informing base-year allocation inputs; displayed values and growth are calculated: Published PM-only monthly prices provide annualized narrow-service monetary anchors; they are not full-contract prices. ([blockimaging.com](https://www.blockimaging.com/blog/bid/xx.xx/what-s-included-in-imaging-equipment-preventative-maintenance-really))
- Evidence informing forecast-year allocation inputs; displayed values and growth are calculated: Published PM-only monthly prices provide annualized narrow-service monetary anchors; they are not full-contract prices. ([blockimaging.com](https://www.blockimaging.com/blog/bid/xx.xx/what-s-included-in-imaging-equipment-preventative-maintenance-really))
- Evidence informing base-year allocation inputs; displayed values and growth are calculated: Separately offered PM-only pricing constrains the relative-payment assumption for narrower coverage. ([blockimaging.com](https://www.blockimaging.com/blog/bid/xx.xx/what-s-included-in-imaging-equipment-preventative-maintenance-really))
- Evidence informing forecast-year allocation inputs; displayed values and growth are calculated: Separately offered PM-only pricing constrains the relative-payment assumption for narrower coverage. ([blockimaging.com](https://www.blockimaging.com/blog/bid/xx.xx/what-s-included-in-imaging-equipment-preventative-maintenance-really))

13. X-ray equipment performance surveys
    - Evidence informing base-year allocation inputs; displayed values and growth are calculated: A public healthcare provider separately offers equipment-performance surveys, corroborating an assessment deliverable without measuring its market share. ([uhb.nhs.uk](https://www.uhb.nhs.uk/services/radiation-protection/x-ray-equipment-performance-surveys/))
    - Evidence informing forecast-year allocation inputs; displayed values and growth are calculated: A public healthcare provider separately offers equipment-performance surveys, corroborating an assessment deliverable without measuring its market share. ([uhb.nhs.uk](https://www.uhb.nhs.uk/services/radiation-protection/x-ray-equipment-performance-surveys/))
14. High-Tech Medical Equipment: VA Has Opportunities to Improve Its Acquisition of Maintenance Services
    - Evidence informing base-year allocation inputs; displayed values and growth are calculated: Procurement-selected imaging service obligations and access constraints provide an OEM-retention counterweight, not a global maintenance share. ([gao.gov](https://www.gao.gov/assets/gao-xx.xx-xx.xx.pdf))
    - Evidence informing forecast-year allocation inputs; displayed values and growth are calculated: Procurement-selected imaging service obligations and access constraints provide an OEM-retention counterweight, not a global maintenance share. ([gao.gov](https://www.gao.gov/assets/gao-xx.xx-xx.xx.pdf))
    - Evidence informing base-year allocation inputs; displayed values and growth are calculated: Bounded third-party access-delay examples qualify frictionless substitution assumptions without establishing universal unsuitability. ([gao.gov](https://www.gao.gov/assets/gao-xx.xx-xx.xx.pdf))
    - Evidence informing forecast-year allocation inputs; displayed values and growth are calculated: Bounded third-party access-delay examples qualify frictionless substitution assumptions without establishing universal unsuitability. ([gao.gov](https://www.gao.gov/assets/gao-xx.xx-xx.xx.pdf))
    - Evidence informing base-year allocation inputs; displayed values and growth are calculated: Inspected route counts include xx.xx standalone contracts; the selected federal sample is adjusted rather than treated as Global spending prevalence.
    - Evidence informing forecast-year allocation inputs; displayed values and growth are calculated: Inspected route counts include xx.xx standalone contracts; the selected federal sample is adjusted rather than treated as Global spending prevalence.
    - Evidence informing base-year allocation inputs; displayed values and growth are calculated: Forty-two HTME and four Federal Supply Schedule orders supply the identifiable agreement-order count for a modeled relative-value bridge.
    - Evidence informing forecast-year allocation inputs; displayed values and growth are calculated: Forty-two HTME and four Federal Supply Schedule orders supply the identifiable agreement-order count for a modeled relative-value bridge.
15. Transcript: Final Guidance: Remanufacturing of Medical Devices, September 10, 2024
    - Evidence informing base-year allocation inputs; displayed values and growth are calculated: Manufacturer and third-party servicing roles depend on the particular device, supporting asset-specific attribution. ([fda.gov](https://www.fda.gov/media/xx.xx/download?attachment=))
    - Evidence informing forecast-year allocation inputs; displayed values and growth are calculated: Manufacturer and third-party servicing roles depend on the particular device, supporting asset-specific attribution. ([fda.gov](https://www.fda.gov/media/xx.xx/download?attachment=))
    - Evidence informing base-year allocation inputs; displayed values and growth are calculated: An OEM can service another entity's device as a third-party servicer. ([fda.gov](https://www.fda.gov/media/xx.xx/download?attachment=))
    - Evidence informing forecast-year allocation inputs; displayed values and growth are calculated: An OEM can service another entity's device as a third-party servicer. ([fda.gov](https://www.fda.gov/media/xx.xx/download?attachment=))

16. Multi-vendor services

- Evidence informing base-year allocation inputs; displayed values and growth are calculated: The advertised Philips and non-Philips service scope demonstrates why corporate identity alone cannot establish OEM attribution.
([usa.philips.com](https://www.usa.philips.com/healthcare/service/healthcare-multi-vendor-services))
- Evidence informing forecast-year allocation inputs; displayed values and growth are calculated: The advertised Philips and non-Philips service scope demonstrates why corporate identity alone cannot establish OEM attribution.
([usa.philips.com](https://www.usa.philips.com/healthcare/service/healthcare-multi-vendor-services))
- Evidence informing base-year allocation inputs; displayed values and growth are calculated: Non-Philips equipment servicing establishes a commercial cross-manufacturer role, not its revenue proportion.
([usa.philips.com](https://www.usa.philips.com/healthcare/service/healthcare-multi-vendor-services))
- Evidence informing forecast-year allocation inputs; displayed values and growth are calculated: Non-Philips equipment servicing establishes a commercial cross-manufacturer role, not its revenue proportion.
([usa.philips.com](https://www.usa.philips.com/healthcare/service/healthcare-multi-vendor-services))
- Evidence informing base-year allocation inputs; displayed values and growth are calculated: Consolidated support for Philips and non-Philips equipment establishes agreement-level multi-vendor coverage; staffing scale and parts access do not measure penetration.
- Evidence informing forecast-year allocation inputs; displayed values and growth are calculated: Consolidated support for Philips and non-Philips equipment establishes agreement-level multi-vendor coverage; staffing scale and parts access do not measure penetration.

17. San Bernardino County - File 11902: Asset Management Agreement with Renovo Solutions LLC for Maintenance Services

- Evidence informing base-year allocation inputs; displayed values and growth are calculated: The approved 2025 three-year, xx.xx-asset agreement supplies a monetary third-party purchasing counterexample; approved value is not realized annual revenue.
([sanbernardino.legistar.com](https://sanbernardino.legistar.com/LegislationDetail.aspx?GUID=06EA5122-33FD-472E-B939-A8FA6E015FEB&ID=xx.xx&Options=&Search=))
- Evidence informing forecast-year allocation inputs; displayed values and growth are calculated: The approved 2025 three-year, xx.xx-asset agreement supplies a monetary third-party purchasing counterexample; approved value is not realized annual revenue.
([sanbernardino.legistar.com](https://sanbernardino.legistar.com/LegislationDetail.aspx?GUID=06EA5122-33FD-472E-B939-A8FA6E015FEB&ID=xx.xx&Options=&Search=))
- Evidence informing base-year allocation inputs; displayed values and growth are calculated: The public agreement combines scheduled maintenance, repairs and parts, supporting combined purchased obligations.
([sanbernardino.legistar.com](https://sanbernardino.legistar.com/LegislationDetail.aspx?GUID=06EA5122-33FD-472E-B939-A8FA6E015FEB&ID=xx.xx&Options=&Search=))
- Evidence informing forecast-year allocation inputs; displayed values and growth are calculated: The public agreement combines scheduled maintenance, repairs and parts, supporting combined purchased obligations.
([sanbernardino.legistar.com](https://sanbernardino.legistar.com/LegislationDetail.aspx?GUID=06EA5122-33FD-472E-B939-A8FA6E015FEB&ID=xx.xx&Options=&Search=))

18. Radiation Protection in Newer Medical Imaging Techniques: PET/CT - Safety Reports Series No. 58

- Evidence informing forecast-year allocation inputs; displayed values and growth are calculated: The 2008 commercial equipment-sales discussion supports historical standalone-to-hybrid substitution, not a current maintenance share or retirement rate.
([www-pub.iaea.org](https://www-pub.iaea.org/MTCD/Publications/PDF/pub1343_web.pdf))
- Evidence informing forecast-year allocation inputs; displayed values and growth are calculated: Historical PET/CT equipment adoption supplies a directional substitution premise, not contemporary service revenue.
([www-pub.iaea.org](https://www-pub.iaea.org/MTCD/Publications/PDF/pub1343_web.pdf))

19. Nexaris-At the nexus of treatment innovation

    · Evidence informing base-year allocation inputs; displayed values and growth are calculated: Named Angio-CT and Angio-MR-CT offerings corroborate integrated interventional configurations, not their maintenance terms, installed count or revenue.
    ([siemens-healthineers.com](https://www.siemens-healthineers.com/angio/nexaris-therapy-suites))

    · Evidence informing forecast-year allocation inputs; displayed values and growth are calculated: Named Angio-CT and Angio-MR-CT offerings corroborate integrated interventional configurations, not their maintenance terms, installed count or revenue.
    ([siemens-healthineers.com](https://www.siemens-healthineers.com/angio/nexaris-therapy-suites))

20. Development of Applications for the Elmammo Avant Class Dedicated Breast PET System

    · Evidence informing base-year allocation inputs; displayed values and growth are calculated: Ten dedicated-PET installations reported by August 2017 establish dated niche commercial activity, not current worldwide stock.
    ([shimadzu.com](https://www.shimadzu.com/about/magazine/tec_news/srv74_12/report08.html))

    · Evidence informing forecast-year allocation inputs; displayed values and growth are calculated: Ten dedicated-PET installations reported by August 2017 establish dated niche commercial activity, not current worldwide stock.
    ([shimadzu.com](https://www.shimadzu.com/about/magazine/tec_news/srv74_12/report08.html))

21. Release of High-Resolution PET System PositView Utilizing High Resolution to Support Research and Development into Diagnosis and Early Treatment for Dementia

    · Evidence informing base-year allocation inputs; displayed values and growth are calculated: The July xx.xx 2025 U.S. marketing announcement provides counterevidence to treating all standalone PET activity as declining legacy systems; maintenance adoption remains unmeasured.
    ([shimadzu-usa.com](https://www.shimadzu-usa.com/news/2025/2025jul25.html))

    · Evidence informing forecast-year allocation inputs; displayed values and growth are calculated: The July xx.xx 2025 U.S. marketing announcement provides counterevidence to treating all standalone PET activity as declining legacy systems; maintenance adoption remains unmeasured.
    ([shimadzu-usa.com](https://www.shimadzu-usa.com/news/2025/2025jul25.html))

22. DIrectory of RAdiotherapy Centres (DIRAC)

    · Evidence informing base-year allocation inputs; displayed values and growth are calculated: Current registry footprint exceeds xx.xx radiotherapy centres; this constrains the assumed treatment-planning customer pool but does not report 2025 simulator stocks or maintenance revenue.

    · Evidence informing forecast-year allocation inputs; displayed values and growth are calculated: Current registry footprint exceeds xx.xx radiotherapy centres; this constrains the assumed treatment-planning customer pool but does not report 2025 simulator stocks or maintenance revenue.

23. Maintenance of the Somatom Definition AS CT simulator from Siemens

    · Evidence informing forecast-year allocation inputs; displayed values and growth are calculated: CT-simulator maintenance was awarded September xx.xx 2026 for EUR xx.xx. Unknown contract duration prevents conversion into annual spending; the award supports a distinct purchased planning-asset obligation.

24. Canadian Medical Imaging Inventory 2022-2023: Provincial and Territorial Overview
    - Evidence informing base-year allocation inputs; displayed values and growth are calculated: Reported hospital and private-facility site types constrain buyer attribution, with explicit regional and classification limitations.
    - Evidence informing forecast-year allocation inputs; displayed values and growth are calculated: Reported hospital and private-facility site types constrain buyer attribution, with explicit regional and classification limitations.
    - Evidence informing base-year allocation inputs; displayed values and growth are calculated: Private-site participation supplies an outpatient calibration lead; private ownership is not equated automatically with imaging-centre status.
    - Evidence informing forecast-year allocation inputs; displayed values and growth are calculated: Private-site participation supplies an outpatient calibration lead; private ownership is not equated automatically with imaging-centre status.
    - Evidence informing base-year allocation inputs; displayed values and growth are calculated: Modality-specific 2022-2023 age distributions supply observed inputs to the explicitly assumed age-to-support-endpoint bridge.
    - Evidence informing forecast-year allocation inputs; displayed values and growth are calculated: Modality-specific 2022-2023 age distributions supply observed inputs to the explicitly assumed age-to-support-endpoint bridge.
    - Evidence informing base-year allocation inputs; displayed values and growth are calculated: Older-equipment distributions constrain the beyond-support model but do not directly measure manufacturer support withdrawal.
    - Evidence informing forecast-year allocation inputs; displayed values and growth are calculated: Older-equipment distributions constrain the beyond-support model but do not directly measure manufacturer support withdrawal.
25. MLN909060 - Independent Diagnostic Testing Facility, February 2026
    - Evidence informing forecast-year allocation inputs; displayed values and growth are calculated: Official mobile-IDTF distinctions separate clinical operators from equipment/personnel leasing and establish a maintenance responsibility, not an outsourcing percentage.
26. Maintenance service agreements
    - Evidence informing base-year allocation inputs; displayed values and growth are calculated: Approximately xx.xx% remotely resolved corrective cases constrain channel assumptions but cannot be substituted for remote-only spending.
    - Evidence informing forecast-year allocation inputs; displayed values and growth are calculated: Approximately xx.xx% remotely resolved corrective cases constrain channel assumptions but cannot be substituted for remote-only spending.
    - Evidence informing base-year allocation inputs; displayed values and growth are calculated: RightFit combines field and remote expertise under customizable agreements, supporting an inseparable integrated-obligation category.
    - Evidence informing forecast-year allocation inputs; displayed values and growth are calculated: RightFit combines field and remote expertise under customizable agreements, supporting an inseparable integrated-obligation category.
    - Evidence informing base-year allocation inputs; displayed values and growth are calculated: Field-engineer access remains part of the commercial offering; remote resolution does not eliminate purchased attendance obligations.
    - Evidence informing forecast-year allocation inputs; displayed values and growth are calculated: Field-engineer access remains part of the commercial offering; remote resolution does not eliminate purchased attendance obligations.

27. Portable Ultrasound Repair Depot
    - Evidence informing base-year allocation inputs; displayed values and growth are calculated: Accepted portable ultrasound systems are repaired at a service centre, supporting a system-level depot channel with eligibility and repaired-portion limits.
    - Evidence informing forecast-year allocation inputs; displayed values and growth are calculated: Accepted portable ultrasound systems are repaired at a service centre, supporting a system-level depot channel with eligibility and repaired-portion limits.
    - Evidence informing base-year allocation inputs; displayed values and growth are calculated: Flat-rate repair for eligible jobs establishes event-specific pricing, while excluded cases receive alternative quotations; adoption is not disclosed.
    - Evidence informing forecast-year allocation inputs; displayed values and growth are calculated: Flat-rate repair for eligible jobs establishes event-specific pricing, while excluded cases receive alternative quotations; adoption is not disclosed.
28. Managed Neutral Vendor Services
    - Evidence informing forecast-year allocation inputs; displayed values and growth are calculated: The managed framework runs January xx.xx 2026-January xx.xx 2030 and requires mini-competition. It supports route availability, not realized maintenance revenue or guaranteed continuation to 2032.
29. TruPay - GE HealthCare commercial brochure
    - Evidence informing base-year allocation inputs; displayed values and growth are calculated: The official brochure has a fixed first-xx.xx-patient price plus further usage slabs, supporting minimum-plus-variable classification when both components apply.
    - Evidence informing forecast-year allocation inputs; displayed values and growth are calculated: The official brochure has a fixed first-xx.xx-patient price plus further usage slabs, supporting minimum-plus-variable classification when both components apply.
    - Evidence informing base-year allocation inputs; displayed values and growth are calculated: The explicit minimum payment constrains the pure Usage-Based Fees numerator; a pay-per-use promotional label does not independently establish variable-only billing.
    - Evidence informing forecast-year allocation inputs; displayed values and growth are calculated: The explicit minimum payment constrains the pure Usage-Based Fees numerator; a pay-per-use promotional label does not independently establish variable-only billing.
30. Flexible Multi-Vendor Medical Imaging Equipment Service
    - Evidence informing base-year allocation inputs; displayed values and growth are calculated: A disclosed Time & Materials option supports a separate input-charged commercial route without reporting realized revenue or exact customer terms.
    - Evidence informing forecast-year allocation inputs; displayed values and growth are calculated: A disclosed Time & Materials option supports a separate input-charged commercial route without reporting realized revenue or exact customer terms.
    - Evidence informing base-year allocation inputs; displayed values and growth are calculated: Advertised post-OEM-support service corroborates continuing commercial participation beyond manufacturer support, but not universal model eligibility.
    - Evidence informing forecast-year allocation inputs; displayed values and growth are calculated: Advertised post-OEM-support service corroborates continuing commercial participation beyond manufacturer support, but not universal model eligibility.

18.2. Asia-Pacific

Table 198. Asia-Pacific Medical Imaging Equipment Maintenance Services Market, by Country growth contribution, 2025-2032

Category	2025 value (USD Million)	2032 value (USD Million)	Added value (USD Million)	2025 share (%)	2032 share (%)	Change (pp)	Growth share (%)	CAGR (%)
Australia	xx.xx	xx.xx	xx.xx	xx.xx	xx.xx	xx.xx	xx.xx	xx.xx
China	xx.xx	xx.xx	xx.xx	xx.xx	xx.xx	xx.xx	xx.xx	xx.xx
India	xx.xx	xx.xx	xx.xx	xx.xx	xx.xx	xx.xx	xx.xx	xx.xx
Indonesia	xx.xx	xx.xx	xx.xx	xx.xx	xx.xx	xx.xx	xx.xx	xx.xx
Japan	xx.xx	xx.xx	xx.xx	xx.xx	xx.xx	xx.xx	xx.xx	xx.xx
Malaysia	xx.xx	xx.xx	xx.xx	xx.xx	xx.xx	xx.xx	xx.xx	xx.xx
Philippines	xx.xx	xx.xx	xx.xx	xx.xx	xx.xx	xx.xx	xx.xx	xx.xx
Singapore	xx.xx	xx.xx	xx.xx	xx.xx	xx.xx	xx.xx	xx.xx	xx.xx
South Korea	xx.xx	xx.xx	xx.xx	xx.xx	xx.xx	xx.xx	xx.xx	xx.xx
Taiwan	xx.xx	xx.xx	xx.xx	xx.xx	xx.xx	xx.xx	xx.xx	xx.xx
Thailand	xx.xx	xx.xx	xx.xx	xx.xx	xx.xx	xx.xx	xx.xx	xx.xx
Unallocated / remaining scope	xx.xx	xx.xx	xx.xx	xx.xx	xx.xx	xx.xx	xx.xx	xx.xx
Scope total	**xx.xx**	**xx.xx**	**xx.xx**	**xx.xx**	**xx.xx**	**xx.xx**	**xx.xx**	**xx.xx**

Table 199. Asia-Pacific Medical Imaging Equipment Maintenance Services Market Size, by Region, 2017-2040 (USD Million)

Region	2017	2024	2025	2026	2027	2032	2040	CAGR (%)
Australia	xx.xx	xx.xx	xx.xx	xx.xx	xx.xx	xx.xx	xx.xx	xx.xx
China	xx.xx	xx.xx	xx.xx	xx.xx	xx.xx	xx.xx	xx.xx	xx.xx
India	xx.xx	xx.xx	xx.xx	xx.xx	xx.xx	xx.xx	xx.xx	xx.xx
Indonesia	xx.xx	xx.xx	xx.xx	xx.xx	xx.xx	xx.xx	xx.xx	xx.xx
Japan	xx.xx	xx.xx	xx.xx	xx.xx	xx.xx	xx.xx	xx.xx	xx.xx
Malaysia	xx.xx	xx.xx	xx.xx	xx.xx	xx.xx	xx.xx	xx.xx	xx.xx
Philippines	xx.xx	xx.xx	xx.xx	xx.xx	xx.xx	xx.xx	xx.xx	xx.xx
Singapore	xx.xx	xx.xx	xx.xx	xx.xx	xx.xx	xx.xx	xx.xx	xx.xx
South Korea	xx.xx	xx.xx	xx.xx	xx.xx	xx.xx	xx.xx	xx.xx	xx.xx
Taiwan	xx.xx	xx.xx	xx.xx	xx.xx	xx.xx	xx.xx	xx.xx	xx.xx
Thailand	xx.xx	xx.xx	xx.xx	xx.xx	xx.xx	xx.xx	xx.xx	xx.xx
Others	xx.xx	xx.xx	xx.xx	xx.xx	xx.xx	xx.xx	xx.xx	xx.xx
Total	**xx.xx**	**xx.xx**	**xx.xx**	**xx.xx**	**xx.xx**	**xx.xx**	**xx.xx**	**xx.xx**

Table 200. Asia-Pacific Medical Imaging Equipment Maintenance Services Market Size, by Maintenance Function, 2017-2040 (USD Million)

Maintenance Function	2017	2024	2025	2026	2027	2032	2040	CAGR (%)
Combined Preventive and Corrective Maintenance	xx.xx	xx.xx	xx.xx	xx.xx	xx.xx	xx.xx	xx.xx	xx.xx
Corrective Maintenance	xx.xx	xx.xx	xx.xx	xx.xx	xx.xx	xx.xx	xx.xx	xx.xx
Inspection and Verification	xx.xx	xx.xx	xx.xx	xx.xx	xx.xx	xx.xx	xx.xx	xx.xx
Preventive Maintenance	xx.xx	xx.xx	xx.xx	xx.xx	xx.xx	xx.xx	xx.xx	xx.xx
Total	**xx.xx**	**xx.xx**	**xx.xx**	**xx.xx**	**xx.xx**	**xx.xx**	**xx.xx**	**xx.xx**

Table 201. Asia-Pacific Medical Imaging Equipment Maintenance Services Market Size, by Imaging Modality, 2017-2040 (USD Million)

Imaging Modality	2017	2024	2025	2026	2027	2032	2040	CAGR (%)
Bone Densitometry	xx.xx	xx.xx	xx.xx	xx.xx	xx.xx	xx.xx	xx.xx	xx.xx
Computed Tomography	xx.xx	xx.xx	xx.xx	xx.xx	xx.xx	xx.xx	xx.xx	xx.xx
Dental Radiology	xx.xx	xx.xx	xx.xx	xx.xx	xx.xx	xx.xx	xx.xx	xx.xx
Fluoroscopy and Angiography	xx.xx	xx.xx	xx.xx	xx.xx	xx.xx	xx.xx	xx.xx	xx.xx
General Radiography	xx.xx	xx.xx	xx.xx	xx.xx	xx.xx	xx.xx	xx.xx	xx.xx
Hybrid Imaging	xx.xx	xx.xx	xx.xx	xx.xx	xx.xx	xx.xx	xx.xx	xx.xx
Magnetic Resonance Imaging	xx.xx	xx.xx	xx.xx	xx.xx	xx.xx	xx.xx	xx.xx	xx.xx
Mammography	xx.xx	xx.xx	xx.xx	xx.xx	xx.xx	xx.xx	xx.xx	xx.xx
Nuclear Medicine Imaging	xx.xx	xx.xx	xx.xx	xx.xx	xx.xx	xx.xx	xx.xx	xx.xx
Ultrasound	xx.xx	xx.xx	xx.xx	xx.xx	xx.xx	xx.xx	xx.xx	xx.xx
Total	**xx.xx**	**xx.xx**	**xx.xx**	**xx.xx**	**xx.xx**	**xx.xx**	**xx.xx**	**xx.xx**

Table 202. Asia-Pacific Medical Imaging Equipment Maintenance Services Market Size, by Hybrid Imaging, 2017-2040 (USD Million)

Hybrid Imaging	2017	2024	2025	2026	2027	2032	2040	CAGR (%)
Hybrid Interventional Imaging	xx.xx	xx.xx	xx.xx	xx.xx	xx.xx	xx.xx	xx.xx	xx.xx
PET/CT	xx.xx	xx.xx	xx.xx	xx.xx	xx.xx	xx.xx	xx.xx	xx.xx
PET/MRI	xx.xx	xx.xx	xx.xx	xx.xx	xx.xx	xx.xx	xx.xx	xx.xx
SPECT/CT	xx.xx	xx.xx	xx.xx	xx.xx	xx.xx	xx.xx	xx.xx	xx.xx
Total	**xx.xx**	**xx.xx**	**xx.xx**	**xx.xx**	**xx.xx**	**xx.xx**	**xx.xx**	**xx.xx**

Table 203. Asia-Pacific Medical Imaging Equipment Maintenance Services Market Size, by Nuclear Medicine Imaging, 2017-2040 (USD Million)

Nuclear Medicine Imaging	2017	2024	2025	2026	2027	2032	2040	CAGR (%)
Gamma Camera and SPECT Imaging	xx.xx	xx.xx	xx.xx	xx.xx	xx.xx	xx.xx	xx.xx	xx.xx
Standalone PET Imaging	xx.xx	xx.xx	xx.xx	xx.xx	xx.xx	xx.xx	xx.xx	xx.xx
Total	**xx.xx**	**xx.xx**	**xx.xx**	**xx.xx**	**xx.xx**	**xx.xx**	**xx.xx**	**xx.xx**

Table 204. Asia-Pacific Medical Imaging Equipment Maintenance Services Market Size, by Clinical Use, 2017-2040 (USD Million)

Clinical Use	2017	2024	2025	2026	2027	2032	2040	CAGR (%)
Diagnostic and Screening Imaging	xx.xx	xx.xx	xx.xx	xx.xx	xx.xx	xx.xx	xx.xx	xx.xx
Image-Guided Intervention	xx.xx	xx.xx	xx.xx	xx.xx	xx.xx	xx.xx	xx.xx	xx.xx
Shared-Use Imaging	xx.xx	xx.xx	xx.xx	xx.xx	xx.xx	xx.xx	xx.xx	xx.xx
Treatment-Planning Imaging	xx.xx	xx.xx	xx.xx	xx.xx	xx.xx	xx.xx	xx.xx	xx.xx
Total	**xx.xx**	**xx.xx**	**xx.xx**	**xx.xx**	**xx.xx**	**xx.xx**	**xx.xx**	**xx.xx**

Table 205. Asia-Pacific Medical Imaging Equipment Maintenance Services Market Size, by End User, 2017-2040 (USD Million)

End User	2017	2024	2025	2026	2027	2032	2040	CAGR (%)
Ambulatory Care Centers	xx.xx	xx.xx	xx.xx	xx.xx	xx.xx	xx.xx	xx.xx	xx.xx
Dental Practices	xx.xx	xx.xx	xx.xx	xx.xx	xx.xx	xx.xx	xx.xx	xx.xx
Diagnostic Imaging Centers	xx.xx	xx.xx	xx.xx	xx.xx	xx.xx	xx.xx	xx.xx	xx.xx
Hospitals	xx.xx	xx.xx	xx.xx	xx.xx	xx.xx	xx.xx	xx.xx	xx.xx
Medical and Allied Health Practices	xx.xx	xx.xx	xx.xx	xx.xx	xx.xx	xx.xx	xx.xx	xx.xx
Mobile Imaging Operators	xx.xx	xx.xx	xx.xx	xx.xx	xx.xx	xx.xx	xx.xx	xx.xx
Total	**xx.xx**	**xx.xx**	**xx.xx**	**xx.xx**	**xx.xx**	**xx.xx**	**xx.xx**	**xx.xx**

Table 206. Asia-Pacific Medical Imaging Equipment Maintenance Services Market Size, by Service Delivery, 2017-2040 (USD Million)

Service Delivery	2017	2024	2025	2026	2027	2032	2040	CAGR (%)
Depot Repair	xx.xx	xx.xx	xx.xx	xx.xx	xx.xx	xx.xx	xx.xx	xx.xx
Integrated Service Delivery	xx.xx	xx.xx	xx.xx	xx.xx	xx.xx	xx.xx	xx.xx	xx.xx
On-Site Service	xx.xx	xx.xx	xx.xx	xx.xx	xx.xx	xx.xx	xx.xx	xx.xx
Remote Service	xx.xx	xx.xx	xx.xx	xx.xx	xx.xx	xx.xx	xx.xx	xx.xx
Total	**xx.xx**	**xx.xx**	**xx.xx**	**xx.xx**	**xx.xx**	**xx.xx**	**xx.xx**	**xx.xx**

Table 207. Asia-Pacific Medical Imaging Equipment Maintenance Services Market Size, by Procurement Route, 2017-2040 (USD Million)

Procurement Route	2017	2024	2025	2026	2027	2032	2040	CAGR (%)
Framework and Master-Agreement Orders	xx.xx	xx.xx	xx.xx	xx.xx	xx.xx	xx.xx	xx.xx	xx.xx
Standalone Procurement	xx.xx	xx.xx	xx.xx	xx.xx	xx.xx	xx.xx	xx.xx	xx.xx
Total	**xx.xx**	**xx.xx**	**xx.xx**	**xx.xx**	**xx.xx**	**xx.xx**	**xx.xx**	**xx.xx**

Table 208. Asia-Pacific Medical Imaging Equipment Maintenance Services Market Size, by Service Provider Relationship, 2017-2040 (USD Million)

Service Provider Relationship	2017	2024	2025	2026	2027	2032	2040	CAGR (%)
Manufacturer-Provided Service	xx.xx	xx.xx	xx.xx	xx.xx	xx.xx	xx.xx	xx.xx	xx.xx
Third-Party Service	xx.xx	xx.xx	xx.xx	xx.xx	xx.xx	xx.xx	xx.xx	xx.xx
Total	**xx.xx**	**xx.xx**	**xx.xx**	**xx.xx**	**xx.xx**	**xx.xx**	**xx.xx**	**xx.xx**

Table 209. Asia-Pacific Medical Imaging Equipment Maintenance Services Market Size, by Contract Coverage, 2017-2040 (USD Million)

Contract Coverage	2017	2024	2025	2026	2027	2032	2040	CAGR (%)
Event-Specific Service	xx.xx	xx.xx	xx.xx	xx.xx	xx.xx	xx.xx	xx.xx	xx.xx
Full-Service Coverage	xx.xx	xx.xx	xx.xx	xx.xx	xx.xx	xx.xx	xx.xx	xx.xx
Limited-Service Coverage	xx.xx	xx.xx	xx.xx	xx.xx	xx.xx	xx.xx	xx.xx	xx.xx
Shared Maintenance Coverage	xx.xx	xx.xx	xx.xx	xx.xx	xx.xx	xx.xx	xx.xx	xx.xx
Total	**xx.xx**	**xx.xx**	**xx.xx**	**xx.xx**	**xx.xx**	**xx.xx**	**xx.xx**	**xx.xx**

Table 210. Asia-Pacific Medical Imaging Equipment Maintenance Services Market Size, by Pricing Model, 2017-2040 (USD Million)

Pricing Model	2017	2024	2025	2026	2027	2032	2040	CAGR (%)
Fixed Per-Event Fees	xx.xx	xx.xx	xx.xx	xx.xx	xx.xx	xx.xx	xx.xx	xx.xx
Fixed Periodic Fees	xx.xx	xx.xx	xx.xx	xx.xx	xx.xx	xx.xx	xx.xx	xx.xx
Hybrid Pricing	xx.xx	xx.xx	xx.xx	xx.xx	xx.xx	xx.xx	xx.xx	xx.xx
Time-and-Materials Pricing	xx.xx	xx.xx	xx.xx	xx.xx	xx.xx	xx.xx	xx.xx	xx.xx
Usage-Based Fees	xx.xx	xx.xx	xx.xx	xx.xx	xx.xx	xx.xx	xx.xx	xx.xx
Total	**xx.xx**	**xx.xx**	**xx.xx**	**xx.xx**	**xx.xx**	**xx.xx**	**xx.xx**	**xx.xx**

Table 211. Asia-Pacific Medical Imaging Equipment Maintenance Services Market Size, by Vendor Scope, 2017-2040 (USD Million)

Vendor Scope	2017	2024	2025	2026	2027	2032	2040	CAGR (%)
Multi-Vendor Coverage	xx.xx	xx.xx	xx.xx	xx.xx	xx.xx	xx.xx	xx.xx	xx.xx
Single-Vendor Coverage	xx.xx	xx.xx	xx.xx	xx.xx	xx.xx	xx.xx	xx.xx	xx.xx
Total	**xx.xx**	**xx.xx**	**xx.xx**	**xx.xx**	**xx.xx**	**xx.xx**	**xx.xx**	**xx.xx**

Table 212. Asia-Pacific Medical Imaging Equipment Maintenance Services Market Size, by Equipment Support Lifecycle, 2017-2040 (USD Million)

Equipment Support Lifecycle	2017	2024	2025	2026	2027	2032	2040	CAGR (%)
Beyond Manufacturer Support	xx.xx	xx.xx	xx.xx	xx.xx	xx.xx	xx.xx	xx.xx	xx.xx
Within Manufacturer Support	xx.xx	xx.xx	xx.xx	xx.xx	xx.xx	xx.xx	xx.xx	xx.xx
Total	**xx.xx**	**xx.xx**	**xx.xx**	**xx.xx**	**xx.xx**	**xx.xx**	**xx.xx**	**xx.xx**

Sources & Evidence

1. GE HealthCare Technologies Inc. - 2025 Form 10-K
   - Evidence informing the 2023 market-value input; displayed series and growth include calculations: Reported services revenue of USD xx.xx supplies a historical commercial-activity proxy; it is broader than imaging maintenance.
   - Evidence informing the 2024 market-value input; displayed series and growth include calculations: Reported services revenue of USD xx.xx supplies the comparable historical proxy.
   - Evidence informing base-year allocation inputs; displayed values and growth are calculated: China commercial activity and 2025 growth counterevidence.
   - Evidence informing forecast-year allocation inputs; displayed values and growth are calculated: China commercial activity and 2025 growth counterevidence.
   - Evidence informing base-year allocation inputs; displayed values and growth are calculated: China destination sales were USD xx.xx; regional sales declined in 2025.
   - Evidence informing forecast-year allocation inputs; displayed values and growth are calculated: China destination sales were USD xx.xx; regional sales declined in 2025.
2. GE HealthCare Technologies Inc. - 2022 Form 10-K
   - Evidence informing the 2020 market-value input; displayed series and growth include calculations: Services revenue of USD xx.xx anchors the high-cost equipment cohort's historical activity index.
   - Evidence informing the 2021 market-value input; displayed series and growth include calculations: Services revenue of USD xx.xx supplies the comparable activity index.
   - Evidence informing the 2022 market-value input; displayed series and growth include calculations: Services revenue of USD xx.xx supplies the activity index. The filing attributes the services decline primarily to unfavorable currency effects.
3. Health at a Glance 2025 - Diagnostic Technologies
   - Evidence informing the 2032 market-value input; displayed series and growth include calculations: Long-run increases in imaging activity support continued equipment demand; examination volumes are not substituted for maintenance revenue.
   - Evidence informing the 2040 market-value input; displayed series and growth include calculations: The observed country variation and incomplete coverage constrain long-run stock-growth assumptions and prohibit uniform worldwide density extrapolation.

4. OnWatch Predict
   - Evidence informing the 2032 market-value input; displayed series and growth include calculations: Conditional reported benefits support considering a service-efficiency counterforce, not applying downtime reductions directly to service revenue.
   - Evidence informing the 2040 market-value input; displayed series and growth include calculations: The offering supports retaining human and component fulfillment costs in the long-run forecast; it does not establish autonomous servicing or engineer replacement.
5. Unite In-House Service Solutions
   - Evidence informing the 2032 market-value input; displayed series and growth include calculations: The retained-labor boundary supports the modeled purchased-scope counterforce, without measuring future adoption.
   - Evidence informing the 2040 market-value input; displayed series and growth include calculations: The offering supports maintaining a distinction between installed equipment obligations and externally purchased service expenditure.
   - Evidence informing base-year allocation inputs; displayed values and growth are calculated: The offering excludes included onsite and planned-maintenance labor, supporting retained-work and purchased-payment distinctions, not observed adoption.
([gehealthcare.com](https://www.gehealthcare.com/en/services/unite-in-house))
   - Evidence informing forecast-year allocation inputs; displayed values and growth are calculated: The offering excludes included onsite and planned-maintenance labor, supporting retained-work and purchased-payment distinctions, not observed adoption.
([gehealthcare.com](https://www.gehealthcare.com/en/services/unite-in-house))
   - Evidence informing base-year allocation inputs; displayed values and growth are calculated: The published xx.xx% remote fix rate is a case-resolution observation, not remote-only revenue. Separately billed on-site labor supports the responsibility distinction.
   - Evidence informing forecast-year allocation inputs; displayed values and growth are calculated: The published xx.xx% remote fix rate is a case-resolution observation, not remote-only revenue. Separately billed on-site labor supports the responsibility distinction.
   - Evidence informing base-year allocation inputs; displayed values and growth are calculated: Excluded on-site and planned-maintenance labor prevents interpreting every remote-support plan as inclusive integrated fulfillment.
   - Evidence informing forecast-year allocation inputs; displayed values and growth are calculated: Excluded on-site and planned-maintenance labor prevents interpreting every remote-support plan as inclusive integrated fulfillment.
   - Evidence informing base-year allocation inputs; displayed values and growth are calculated: Periodic support with additional billed labor or parts supports mixed payment components rather than universal fixed full coverage.
   - Evidence informing forecast-year allocation inputs; displayed values and growth are calculated: Periodic support with additional billed labor or parts supports mixed payment components rather than universal fixed full coverage.
   - Evidence informing base-year allocation inputs; displayed values and growth are calculated: Enterprise offerings covering GE HealthCare assets establish an own-brand agreement example without measuring its market penetration.
   - Evidence informing forecast-year allocation inputs; displayed values and growth are calculated: Enterprise offerings covering GE HealthCare assets establish an own-brand agreement example without measuring its market penetration.

6. Philips Standard Terms and Conditions of Service, Revision 23, April 2024
   - Evidence informing the 2032 market-value input; displayed series and growth include calculations: Published lifecycle terms condition post-End-of-Life repair on parts and trained-personnel availability and remove the earlier uptime guarantee. These constrain assumed indefinite support extension.
   - Evidence informing the 2040 market-value input; displayed series and growth include calculations: The lifecycle conditions support including retirement and support limitations in long-run growth assumptions, but do not establish a dated global withdrawal event.
   - Evidence informing base-year allocation inputs; displayed values and growth are calculated: Post-End-of-Life obligations change materially, supporting a declared-support endpoint rather than an automatic equipment-age threshold.
   - Evidence informing forecast-year allocation inputs; displayed values and growth are calculated: Post-End-of-Life obligations change materially, supporting a declared-support endpoint rather than an automatic equipment-age threshold.
   - Evidence informing base-year allocation inputs; displayed values and growth are calculated: Post-endpoint repair depends on parts and trained-personnel availability without the earlier uptime guarantee; continuing service is conditional, not indefinite.
   - Evidence informing forecast-year allocation inputs; displayed values and growth are calculated: Post-endpoint repair depends on parts and trained-personnel availability without the earlier uptime guarantee; continuing service is conditional, not indefinite.
7. Health at a Glance 2025 - Diagnostic Technologies
   - Evidence informing base-year allocation inputs; displayed values and growth are calculated: Coverage limitation.
   - Evidence informing forecast-year allocation inputs; displayed values and growth are calculated: Coverage limitation.
   - Evidence informing base-year allocation inputs; displayed values and growth are calculated: Imaging-stock comparator.
   - Evidence informing forecast-year allocation inputs; displayed values and growth are calculated: Imaging-stock comparator.
8. Health at a Glance: Asia/Pacific 2024 - Medical Technologies
   - Evidence informing base-year allocation inputs; displayed values and growth are calculated: Density and reimbursement-coverage anchors.
   - Evidence informing forecast-year allocation inputs; displayed values and growth are calculated: Density and reimbursement-coverage anchors.
   - Evidence informing base-year allocation inputs; displayed values and growth are calculated: High installed-density anchor.
   - Evidence informing forecast-year allocation inputs; displayed values and growth are calculated: High installed-density anchor.
   - Evidence informing base-year allocation inputs; displayed values and growth are calculated: Dated density comparator.
   - Evidence informing forecast-year allocation inputs; displayed values and growth are calculated: Dated density comparator.
   - Evidence informing base-year allocation inputs; displayed values and growth are calculated: Installed-density anchor.
   - Evidence informing forecast-year allocation inputs; displayed values and growth are calculated: Installed-density anchor.
   - Evidence informing base-year allocation inputs; displayed values and growth are calculated: Regional heterogeneity constrains uniform-density and uniform-access assumptions.
   - Evidence informing forecast-year allocation inputs; displayed values and growth are calculated: Regional heterogeneity constrains uniform-density and uniform-access assumptions.

9. Diagnostic Imaging Accreditation Scheme - Australian Commission on Safety and Quality in Health Care
   - Evidence informing base-year allocation inputs; displayed values and growth are calculated: Equipment-appropriate training, local licensing and records constrain service access, without measuring an outsourcing share.
   - Evidence informing forecast-year allocation inputs; displayed values and growth are calculated: Equipment-appropriate training, local licensing and records constrain service access, without measuring an outsourcing share.

10. RadNet, Inc. - 2025 Form 10-K

- Evidence informing base-year allocation inputs; displayed values and growth are calculated: The disclosed X-ray fleet provides a buyer-footprint check, not global maintenance revenue. ([sec.gov](https://www.sec.gov/Archives/edgar/data/xx.xx/xx.xx/rdnt-xx.xx.htm))
- Evidence informing forecast-year allocation inputs; displayed values and growth are calculated: The disclosed X-ray fleet provides a buyer-footprint check, not global maintenance revenue. ([sec.gov](https://www.sec.gov/Archives/edgar/data/xx.xx/xx.xx/rdnt-xx.xx.htm))
- Evidence informing base-year allocation inputs; displayed values and growth are calculated: The disclosed fluoroscopy fleet constrains the outpatient comparator's scope. ([sec.gov](https://www.sec.gov/Archives/edgar/data/xx.xx/xx.xx/rdnt-xx.xx.htm))
- Evidence informing forecast-year allocation inputs; displayed values and growth are calculated: The disclosed fluoroscopy fleet constrains the outpatient comparator's scope. ([sec.gov](https://www.sec.gov/Archives/edgar/data/xx.xx/xx.xx/rdnt-xx.xx.htm))
- Evidence informing base-year allocation inputs; displayed values and growth are calculated: CT fleet changes provide an independent relative-activity check. ([sec.gov](https://www.sec.gov/Archives/edgar/data/xx.xx/xx.xx/rdnt-xx.xx.htm))
- Evidence informing forecast-year allocation inputs; displayed values and growth are calculated: CT fleet changes provide an independent relative-activity check. ([sec.gov](https://www.sec.gov/Archives/edgar/data/xx.xx/xx.xx/rdnt-xx.xx.htm))
- Evidence informing base-year allocation inputs; displayed values and growth are calculated: MRI fleet changes inform a restrained relative-growth assumption. ([sec.gov](https://www.sec.gov/Archives/edgar/data/xx.xx/xx.xx/rdnt-xx.xx.htm))
- Evidence informing forecast-year allocation inputs; displayed values and growth are calculated: MRI fleet changes inform a restrained relative-growth assumption. ([sec.gov](https://www.sec.gov/Archives/edgar/data/xx.xx/xx.xx/rdnt-xx.xx.htm))
- Evidence informing base-year allocation inputs; displayed values and growth are calculated: Ultrasound fleet disclosure supplies a commercial-stock comparator. ([sec.gov](https://www.sec.gov/Archives/edgar/data/xx.xx/xx.xx/rdnt-xx.xx.htm))
- Evidence informing forecast-year allocation inputs; displayed values and growth are calculated: Ultrasound fleet disclosure supplies a commercial-stock comparator. ([sec.gov](https://www.sec.gov/Archives/edgar/data/xx.xx/xx.xx/rdnt-xx.xx.htm))
- Evidence informing base-year allocation inputs; displayed values and growth are calculated: Mammography fleet disclosure supplies a commercial-stock comparator. ([sec.gov](https://www.sec.gov/Archives/edgar/data/xx.xx/xx.xx/rdnt-xx.xx.htm))
- Evidence informing forecast-year allocation inputs; displayed values and growth are calculated: Mammography fleet disclosure supplies a commercial-stock comparator. ([sec.gov](https://www.sec.gov/Archives/edgar/data/xx.xx/xx.xx/rdnt-xx.xx.htm))
- Evidence informing base-year allocation inputs; displayed values and growth are calculated: PET/CT fleet growth provides a differentiated adoption comparator. ([sec.gov](https://www.sec.gov/Archives/edgar/data/xx.xx/xx.xx/rdnt-xx.xx.htm))
- Evidence informing forecast-year allocation inputs; displayed values and growth are calculated: PET/CT fleet growth provides a differentiated adoption comparator. ([sec.gov](https://www.sec.gov/Archives/edgar/data/xx.xx/xx.xx/rdnt-xx.xx.htm))
- Evidence informing base-year allocation inputs; displayed values and growth are calculated: Manufacturer service arrangements corroborate buyer-side participation, without a spending split. ([sec.gov](https://www.sec.gov/Archives/edgar/data/xx.xx/xx.xx/rdnt-xx.xx.htm))
- Evidence informing forecast-year allocation inputs; displayed values and growth are calculated: Manufacturer service arrangements corroborate buyer-side participation, without a spending split. ([sec.gov](https://www.sec.gov/Archives/edgar/data/xx.xx/xx.xx/rdnt-xx.xx.htm))
- Evidence informing base-year allocation inputs; displayed values and growth are calculated: The operator reports external manufacturer-service arrangements and modality fleets. Applying inherited fees produces a modeled fleet-activity index, not observed maintenance expense.
- Evidence informing forecast-year allocation inputs; displayed values and growth are calculated: The operator reports external manufacturer-service arrangements and modality fleets. Applying inherited fees produces a modeled fleet-activity index, not observed maintenance expense.
- Evidence informing base-year allocation inputs; displayed values and growth are calculated: The disclosed outpatient fleet is counterevidence against treating hospital-heavy national samples as universal buyer distributions.
- Evidence informing forecast-year allocation inputs; displayed values and growth are calculated: The disclosed

11. Contracting in Medical Equipment Maintenance Services: An Empirical Investigation
    - Evidence informing base-year allocation inputs; displayed values and growth are calculated: The historical scanner dataset supplies observed plan-selection proportions, not current global value shares. ([business.columbia.edu](https://business.columbia.edu/sites/default/files-efs/pubfiles/xx.xx/besbes_contracting.pdf))
    - Evidence informing forecast-year allocation inputs; displayed values and growth are calculated: The historical scanner dataset supplies observed plan-selection proportions, not current global value shares. ([business.columbia.edu](https://business.columbia.edu/sites/default/files-efs/pubfiles/xx.xx/besbes_contracting.pdf))
    - Evidence informing base-year allocation inputs; displayed values and growth are calculated: Basic and partial plans constrain the narrower-standing-coverage model. ([business.columbia.edu](https://business.columbia.edu/sites/default/files-efs/pubfiles/xx.xx/besbes_contracting.pdf))
    - Evidence informing forecast-year allocation inputs; displayed values and growth are calculated: Basic and partial plans constrain the narrower-standing-coverage model. ([business.columbia.edu](https://business.columbia.edu/sites/default/files-efs/pubfiles/xx.xx/besbes_contracting.pdf))
    - Evidence informing base-year allocation inputs; displayed values and growth are calculated: Preventive obligations coexist with differing repair coverage or charging in the studied plans. ([business.columbia.edu](https://business.columbia.edu/sites/default/files-efs/pubfiles/xx.xx/besbes_contracting.pdf))
    - Evidence informing forecast-year allocation inputs; displayed values and growth are calculated: Preventive obligations coexist with differing repair coverage or charging in the studied plans. ([business.columbia.edu](https://business.columbia.edu/sites/default/files-efs/pubfiles/xx.xx/besbes_contracting.pdf))
    - Evidence informing base-year allocation inputs; displayed values and growth are calculated: Historical full-protection selection supplies a purchasing primitive, converted from plan counts to value using an explicit relative-spending assumption.
    - Evidence informing forecast-year allocation inputs; displayed values and growth are calculated: Historical full-protection selection supplies a purchasing primitive, converted from plan counts to value using an explicit relative-spending assumption.
    - Evidence informing base-year allocation inputs; displayed values and growth are calculated: Basic and partial plans contain annual fees plus variable charges, supporting Hybrid Pricing and preventing misclassification as pure time-and-materials.
    - Evidence informing forecast-year allocation inputs; displayed values and growth are calculated: Basic and partial plans contain annual fees plus variable charges, supporting Hybrid Pricing and preventing misclassification as pure time-and-materials.
    - Evidence informing base-year allocation inputs; displayed values and growth are calculated: The study's time-and-materials label includes an annual fee; it constrains exclusions from the pure no-retainer numerator rather than observing that category's current share.
    - Evidence informing forecast-year allocation inputs; displayed values and growth are calculated: The study's time-and-materials label includes an annual fee; it constrains exclusions from the pure no-retainer numerator rather than observing that category's current share.

12. Appendix 3: Framework Agreement Specification-Maintenance, Repair and Calibration of Medical Equipment

- Evidence informing base-year allocation inputs; displayed values and growth are calculated: Comprehensive procurement coverage combines scheduled maintenance and repairs. ([sccl.nhs.uk](https://www.sccl.nhs.uk/wp-content/uploads/2023/xx.xx/Maintenance-Appendix-xx.xx-Framework-Specification.pdf))
- Evidence informing forecast-year allocation inputs; displayed values and growth are calculated: Comprehensive procurement coverage combines scheduled maintenance and repairs. ([sccl.nhs.uk](https://www.sccl.nhs.uk/wp-content/uploads/2023/xx.xx/Maintenance-Appendix-xx.xx-Framework-Specification.pdf))
- Evidence informing base-year allocation inputs; displayed values and growth are calculated: Comprehensive cover and case-specific component treatment support obligation-based classification. ([sccl.nhs.uk](https://www.sccl.nhs.uk/wp-content/uploads/2023/xx.xx/Maintenance-Appendix-xx.xx-Framework-Specification.pdf))
- Evidence informing forecast-year allocation inputs; displayed values and growth are calculated: Comprehensive cover and case-specific component treatment support obligation-based classification. ([sccl.nhs.uk](https://www.sccl.nhs.uk/wp-content/uploads/2023/xx.xx/Maintenance-Appendix-xx.xx-Framework-Specification.pdf))
- Evidence informing base-year allocation inputs; displayed values and growth are calculated: Preventive-only, labor-only and component-limited options establish narrower standing obligations. ([sccl.nhs.uk](https://www.sccl.nhs.uk/wp-content/uploads/2023/xx.xx/Maintenance-Appendix-xx.xx-Framework-Specification.pdf))
- Evidence informing forecast-year allocation inputs; displayed values and growth are calculated: Preventive-only, labor-only and component-limited options establish narrower standing obligations. ([sccl.nhs.uk](https://www.sccl.nhs.uk/wp-content/uploads/2023/xx.xx/Maintenance-Appendix-xx.xx-Framework-Specification.pdf))
- Evidence informing base-year allocation inputs; displayed values and growth are calculated: Collaborative cover explicitly divides work between buyer and supplier. ([sccl.nhs.uk](https://www.sccl.nhs.uk/wp-content/uploads/2023/xx.xx/Maintenance-Appendix-xx.xx-Framework-Specification.pdf))
- Evidence informing forecast-year allocation inputs; displayed values and growth are calculated: Collaborative cover explicitly divides work between buyer and supplier. ([sccl.nhs.uk](https://www.sccl.nhs.uk/wp-content/uploads/2023/xx.xx/Maintenance-Appendix-xx.xx-Framework-Specification.pdf))

13. What's Included in Preventative Maintenance?

- Evidence informing base-year allocation inputs; displayed values and growth are calculated: Published PM-only monthly prices provide annualized narrow-service monetary anchors; they are not full-contract prices. ([blockimaging.com](https://www.blockimaging.com/blog/bid/xx.xx/what-s-included-in-imaging-equipment-preventative-maintenance-really))
- Evidence informing forecast-year allocation inputs; displayed values and growth are calculated: Published PM-only monthly prices provide annualized narrow-service monetary anchors; they are not full-contract prices. ([blockimaging.com](https://www.blockimaging.com/blog/bid/xx.xx/what-s-included-in-imaging-equipment-preventative-maintenance-really))
- Evidence informing base-year allocation inputs; displayed values and growth are calculated: Separately offered PM-only pricing constrains the relative-payment assumption for narrower coverage. ([blockimaging.com](https://www.blockimaging.com/blog/bid/xx.xx/what-s-included-in-imaging-equipment-preventative-maintenance-really))
- Evidence informing forecast-year allocation inputs; displayed values and growth are calculated: Separately offered PM-only pricing constrains the relative-payment assumption for narrower coverage. ([blockimaging.com](https://www.blockimaging.com/blog/bid/xx.xx/what-s-included-in-imaging-equipment-preventative-maintenance-really))

14. X-ray equipment performance surveys
    - Evidence informing base-year allocation inputs; displayed values and growth are calculated: A public healthcare provider separately offers equipment-performance surveys, corroborating an assessment deliverable without measuring its market share. ([uhb.nhs.uk](https://www.uhb.nhs.uk/services/radiation-protection/x-ray-equipment-performance-surveys/))
    - Evidence informing forecast-year allocation inputs; displayed values and growth are calculated: A public healthcare provider separately offers equipment-performance surveys, corroborating an assessment deliverable without measuring its market share. ([uhb.nhs.uk](https://www.uhb.nhs.uk/services/radiation-protection/x-ray-equipment-performance-surveys/))
15. High-Tech Medical Equipment: VA Has Opportunities to Improve Its Acquisition of Maintenance Services
    - Evidence informing base-year allocation inputs; displayed values and growth are calculated: Procurement-selected imaging service obligations and access constraints provide an OEM-retention counterweight, not a global maintenance share. ([gao.gov](https://www.gao.gov/assets/gao-xx.xx-xx.xx.pdf))
    - Evidence informing forecast-year allocation inputs; displayed values and growth are calculated: Procurement-selected imaging service obligations and access constraints provide an OEM-retention counterweight, not a global maintenance share. ([gao.gov](https://www.gao.gov/assets/gao-xx.xx-xx.xx.pdf))
    - Evidence informing base-year allocation inputs; displayed values and growth are calculated: Bounded third-party access-delay examples qualify frictionless substitution assumptions without establishing universal unsuitability. ([gao.gov](https://www.gao.gov/assets/gao-xx.xx-xx.xx.pdf))
    - Evidence informing forecast-year allocation inputs; displayed values and growth are calculated: Bounded third-party access-delay examples qualify frictionless substitution assumptions without establishing universal unsuitability. ([gao.gov](https://www.gao.gov/assets/gao-xx.xx-xx.xx.pdf))
    - Evidence informing base-year allocation inputs; displayed values and growth are calculated: Inspected route counts include xx.xx standalone contracts; the selected federal sample is adjusted rather than treated as Global spending prevalence.
    - Evidence informing forecast-year allocation inputs; displayed values and growth are calculated: Inspected route counts include xx.xx standalone contracts; the selected federal sample is adjusted rather than treated as Global spending prevalence.
    - Evidence informing base-year allocation inputs; displayed values and growth are calculated: Forty-two HTME and four Federal Supply Schedule orders supply the identifiable agreement-order count for a modeled relative-value bridge.
    - Evidence informing forecast-year allocation inputs; displayed values and growth are calculated: Forty-two HTME and four Federal Supply Schedule orders supply the identifiable agreement-order count for a modeled relative-value bridge.
16. Transcript: Final Guidance: Remanufacturing of Medical Devices, September 10, 2024
    - Evidence informing base-year allocation inputs; displayed values and growth are calculated: Manufacturer and third-party servicing roles depend on the particular device, supporting asset-specific attribution. ([fda.gov](https://www.fda.gov/media/xx.xx/download?attachment=))
    - Evidence informing forecast-year allocation inputs; displayed values and growth are calculated: Manufacturer and third-party servicing roles depend on the particular device, supporting asset-specific attribution. ([fda.gov](https://www.fda.gov/media/xx.xx/download?attachment=))
    - Evidence informing base-year allocation inputs; displayed values and growth are calculated: An OEM can service another entity's device as a third-party servicer. ([fda.gov](https://www.fda.gov/media/xx.xx/download?attachment=))
    - Evidence informing forecast-year allocation inputs; displayed values and growth are calculated: An OEM can service another entity's device as a third-party servicer. ([fda.gov](https://www.fda.gov/media/xx.xx/download?attachment=))

17. Multi-vendor services

- Evidence informing base-year allocation inputs; displayed values and growth are calculated: The advertised Philips and non-Philips service scope demonstrates why corporate identity alone cannot establish OEM attribution.
([usa.philips.com](https://www.usa.philips.com/healthcare/service/healthcare-multi-vendor-services))
- Evidence informing forecast-year allocation inputs; displayed values and growth are calculated: The advertised Philips and non-Philips service scope demonstrates why corporate identity alone cannot establish OEM attribution.
([usa.philips.com](https://www.usa.philips.com/healthcare/service/healthcare-multi-vendor-services))
- Evidence informing base-year allocation inputs; displayed values and growth are calculated: Non-Philips equipment servicing establishes a commercial cross-manufacturer role, not its revenue proportion.
([usa.philips.com](https://www.usa.philips.com/healthcare/service/healthcare-multi-vendor-services))
- Evidence informing forecast-year allocation inputs; displayed values and growth are calculated: Non-Philips equipment servicing establishes a commercial cross-manufacturer role, not its revenue proportion.
([usa.philips.com](https://www.usa.philips.com/healthcare/service/healthcare-multi-vendor-services))
- Evidence informing base-year allocation inputs; displayed values and growth are calculated: Consolidated support for Philips and non-Philips equipment establishes agreement-level multi-vendor coverage; staffing scale and parts access do not measure penetration.
- Evidence informing forecast-year allocation inputs; displayed values and growth are calculated: Consolidated support for Philips and non-Philips equipment establishes agreement-level multi-vendor coverage; staffing scale and parts access do not measure penetration.

18. San Bernardino County - File 11902: Asset Management Agreement with Renovo Solutions LLC for Maintenance Services

- Evidence informing base-year allocation inputs; displayed values and growth are calculated: The approved 2025 three-year, xx.xx-asset agreement supplies a monetary third-party purchasing counterexample; approved value is not realized annual revenue.
([sanbernardino.legistar.com](https://sanbernardino.legistar.com/LegislationDetail.aspx?GUID=06EA5122-33FD-472E-B939-A8FA6E015FEB&ID=xx.xx&Options=&Search=))
- Evidence informing forecast-year allocation inputs; displayed values and growth are calculated: The approved 2025 three-year, xx.xx-asset agreement supplies a monetary third-party purchasing counterexample; approved value is not realized annual revenue.
([sanbernardino.legistar.com](https://sanbernardino.legistar.com/LegislationDetail.aspx?GUID=06EA5122-33FD-472E-B939-A8FA6E015FEB&ID=xx.xx&Options=&Search=))
- Evidence informing base-year allocation inputs; displayed values and growth are calculated: The public agreement combines scheduled maintenance, repairs and parts, supporting combined purchased obligations.
([sanbernardino.legistar.com](https://sanbernardino.legistar.com/LegislationDetail.aspx?GUID=06EA5122-33FD-472E-B939-A8FA6E015FEB&ID=xx.xx&Options=&Search=))
- Evidence informing forecast-year allocation inputs; displayed values and growth are calculated: The public agreement combines scheduled maintenance, repairs and parts, supporting combined purchased obligations.
([sanbernardino.legistar.com](https://sanbernardino.legistar.com/LegislationDetail.aspx?GUID=06EA5122-33FD-472E-B939-A8FA6E015FEB&ID=xx.xx&Options=&Search=))

19. Radiation Protection in Newer Medical Imaging Techniques: PET/CT - Safety Reports Series No. 58

- Evidence informing forecast-year allocation inputs; displayed values and growth are calculated: The 2008 commercial equipment-sales discussion supports historical standalone-to-hybrid substitution, not a current maintenance share or retirement rate.
([www-pub.iaea.org](https://www-pub.iaea.org/MTCD/Publications/PDF/pub1343_web.pdf))
- Evidence informing forecast-year allocation inputs; displayed values and growth are calculated: Historical PET/CT equipment adoption supplies a directional substitution premise, not contemporary service revenue.
([www-pub.iaea.org](https://www-pub.iaea.org/MTCD/Publications/PDF/pub1343_web.pdf))

20. Nexaris-At the nexus of treatment innovation

    · Evidence informing base-year allocation inputs; displayed values and growth are calculated: Named Angio-CT and Angio-MR-CT offerings corroborate integrated interventional configurations, not their maintenance terms, installed count or revenue.
    ([siemens-healthineers.com](https://www.siemens-healthineers.com/angio/nexaris-therapy-suites))

    · Evidence informing forecast-year allocation inputs; displayed values and growth are calculated: Named Angio-CT and Angio-MR-CT offerings corroborate integrated interventional configurations, not their maintenance terms, installed count or revenue.
    ([siemens-healthineers.com](https://www.siemens-healthineers.com/angio/nexaris-therapy-suites))

21. Development of Applications for the Elmammo Avant Class Dedicated Breast PET System

    · Evidence informing base-year allocation inputs; displayed values and growth are calculated: Ten dedicated-PET installations reported by August 2017 establish dated niche commercial activity, not current worldwide stock.
    ([shimadzu.com](https://www.shimadzu.com/about/magazine/tec_news/srv74_12/report08.html))

    · Evidence informing forecast-year allocation inputs; displayed values and growth are calculated: Ten dedicated-PET installations reported by August 2017 establish dated niche commercial activity, not current worldwide stock.
    ([shimadzu.com](https://www.shimadzu.com/about/magazine/tec_news/srv74_12/report08.html))

22. Release of High-Resolution PET System PositView Utilizing High Resolution to Support Research and Development into Diagnosis and Early Treatment for Dementia

    · Evidence informing base-year allocation inputs; displayed values and growth are calculated: The July xx.xx 2025 U.S. marketing announcement provides counterevidence to treating all standalone PET activity as declining legacy systems; maintenance adoption remains unmeasured.
    ([shimadzu-usa.com](https://www.shimadzu-usa.com/news/2025/2025jul25.html))

    · Evidence informing forecast-year allocation inputs; displayed values and growth are calculated: The July xx.xx 2025 U.S. marketing announcement provides counterevidence to treating all standalone PET activity as declining legacy systems; maintenance adoption remains unmeasured.
    ([shimadzu-usa.com](https://www.shimadzu-usa.com/news/2025/2025jul25.html))

23. DIrectory of RAdiotherapy Centres (DIRAC)

    · Evidence informing base-year allocation inputs; displayed values and growth are calculated: Current registry footprint exceeds xx.xx radiotherapy centres; this constrains the assumed treatment-planning customer pool but does not report 2025 simulator stocks or maintenance revenue.

    · Evidence informing forecast-year allocation inputs; displayed values and growth are calculated: Current registry footprint exceeds xx.xx radiotherapy centres; this constrains the assumed treatment-planning customer pool but does not report 2025 simulator stocks or maintenance revenue.

24. Maintenance of the Somatom Definition AS CT simulator from Siemens

    · Evidence informing forecast-year allocation inputs; displayed values and growth are calculated: CT-simulator maintenance was awarded September xx.xx 2026 for EUR xx.xx. Unknown contract duration prevents conversion into annual spending; the award supports a distinct purchased planning-asset obligation.

25. Canadian Medical Imaging Inventory 2022-2023: Provincial and Territorial Overview
    - Evidence informing base-year allocation inputs; displayed values and growth are calculated: Reported hospital and private-facility site types constrain buyer attribution, with explicit regional and classification limitations.
    - Evidence informing forecast-year allocation inputs; displayed values and growth are calculated: Reported hospital and private-facility site types constrain buyer attribution, with explicit regional and classification limitations.
    - Evidence informing base-year allocation inputs; displayed values and growth are calculated: Private-site participation supplies an outpatient calibration lead; private ownership is not equated automatically with imaging-centre status.
    - Evidence informing forecast-year allocation inputs; displayed values and growth are calculated: Private-site participation supplies an outpatient calibration lead; private ownership is not equated automatically with imaging-centre status.
    - Evidence informing base-year allocation inputs; displayed values and growth are calculated: Modality-specific 2022-2023 age distributions supply observed inputs to the explicitly assumed age-to-support-endpoint bridge.
    - Evidence informing forecast-year allocation inputs; displayed values and growth are calculated: Modality-specific 2022-2023 age distributions supply observed inputs to the explicitly assumed age-to-support-endpoint bridge.
    - Evidence informing base-year allocation inputs; displayed values and growth are calculated: Older-equipment distributions constrain the beyond-support model but do not directly measure manufacturer support withdrawal.
    - Evidence informing forecast-year allocation inputs; displayed values and growth are calculated: Older-equipment distributions constrain the beyond-support model but do not directly measure manufacturer support withdrawal.
26. MLN909060 - Independent Diagnostic Testing Facility, February 2026
    - Evidence informing forecast-year allocation inputs; displayed values and growth are calculated: Official mobile-IDTF distinctions separate clinical operators from equipment/personnel leasing and establish a maintenance responsibility, not an outsourcing percentage.
27. Maintenance service agreements
    - Evidence informing base-year allocation inputs; displayed values and growth are calculated: Approximately xx.xx% remotely resolved corrective cases constrain channel assumptions but cannot be substituted for remote-only spending.
    - Evidence informing forecast-year allocation inputs; displayed values and growth are calculated: Approximately xx.xx% remotely resolved corrective cases constrain channel assumptions but cannot be substituted for remote-only spending.
    - Evidence informing base-year allocation inputs; displayed values and growth are calculated: RightFit combines field and remote expertise under customizable agreements, supporting an inseparable integrated-obligation category.
    - Evidence informing forecast-year allocation inputs; displayed values and growth are calculated: RightFit combines field and remote expertise under customizable agreements, supporting an inseparable integrated-obligation category.
    - Evidence informing base-year allocation inputs; displayed values and growth are calculated: Field-engineer access remains part of the commercial offering; remote resolution does not eliminate purchased attendance obligations.
    - Evidence informing forecast-year allocation inputs; displayed values and growth are calculated: Field-engineer access remains part of the commercial offering; remote resolution does not eliminate purchased attendance obligations.

28. Portable Ultrasound Repair Depot
    - Evidence informing base-year allocation inputs; displayed values and growth are calculated: Accepted portable ultrasound systems are repaired at a service centre, supporting a system-level depot channel with eligibility and repaired-portion limits.
    - Evidence informing forecast-year allocation inputs; displayed values and growth are calculated: Accepted portable ultrasound systems are repaired at a service centre, supporting a system-level depot channel with eligibility and repaired-portion limits.
    - Evidence informing base-year allocation inputs; displayed values and growth are calculated: Flat-rate repair for eligible jobs establishes event-specific pricing, while excluded cases receive alternative quotations; adoption is not disclosed.
    - Evidence informing forecast-year allocation inputs; displayed values and growth are calculated: Flat-rate repair for eligible jobs establishes event-specific pricing, while excluded cases receive alternative quotations; adoption is not disclosed.
29. Managed Neutral Vendor Services
    - Evidence informing forecast-year allocation inputs; displayed values and growth are calculated: The managed framework runs January xx.xx 2026-January xx.xx 2030 and requires mini-competition. It supports route availability, not realized maintenance revenue or guaranteed continuation to 2032.
30. TruPay - GE HealthCare commercial brochure
    - Evidence informing base-year allocation inputs; displayed values and growth are calculated: The official brochure has a fixed first-xx.xx-patient price plus further usage slabs, supporting minimum-plus-variable classification when both components apply.
    - Evidence informing forecast-year allocation inputs; displayed values and growth are calculated: The official brochure has a fixed first-xx.xx-patient price plus further usage slabs, supporting minimum-plus-variable classification when both components apply.
    - Evidence informing base-year allocation inputs; displayed values and growth are calculated: The explicit minimum payment constrains the pure Usage-Based Fees numerator; a pay-per-use promotional label does not independently establish variable-only billing.
    - Evidence informing forecast-year allocation inputs; displayed values and growth are calculated: The explicit minimum payment constrains the pure Usage-Based Fees numerator; a pay-per-use promotional label does not independently establish variable-only billing.
31. Flexible Multi-Vendor Medical Imaging Equipment Service
    - Evidence informing base-year allocation inputs; displayed values and growth are calculated: A disclosed Time & Materials option supports a separate input-charged commercial route without reporting realized revenue or exact customer terms.
    - Evidence informing forecast-year allocation inputs; displayed values and growth are calculated: A disclosed Time & Materials option supports a separate input-charged commercial route without reporting realized revenue or exact customer terms.
    - Evidence informing base-year allocation inputs; displayed values and growth are calculated: Advertised post-OEM-support service corroborates continuing commercial participation beyond manufacturer support, but not universal model eligibility.
    - Evidence informing forecast-year allocation inputs; displayed values and growth are calculated: Advertised post-OEM-support service corroborates continuing commercial participation beyond manufacturer support, but not universal model eligibility.

18.3. Europe

Table 213. Europe Medical Imaging Equipment Maintenance Services Market, by Country growth contribution, 2025-2032

Category	2025 value (USD Million)	2032 value (USD Million)	Added value (USD Million)	2025 share (%)	2032 share (%)	Change (pp)	Growth share (%)	CAGR (%)
Austria	xx.xx	xx.xx	xx.xx	xx.xx	xx.xx	xx.xx	xx.xx	xx.xx
Belgium	xx.xx	xx.xx	xx.xx	xx.xx	xx.xx	xx.xx	xx.xx	xx.xx
Denmark	xx.xx	xx.xx	xx.xx	xx.xx	xx.xx	xx.xx	xx.xx	xx.xx
Finland	xx.xx	xx.xx	xx.xx	xx.xx	xx.xx	xx.xx	xx.xx	xx.xx
France	xx.xx	xx.xx	xx.xx	xx.xx	xx.xx	xx.xx	xx.xx	xx.xx
Germany	xx.xx	xx.xx	xx.xx	xx.xx	xx.xx	xx.xx	xx.xx	xx.xx
Italy	xx.xx	xx.xx	xx.xx	xx.xx	xx.xx	xx.xx	xx.xx	xx.xx
Netherlands	xx.xx	xx.xx	xx.xx	xx.xx	xx.xx	xx.xx	xx.xx	xx.xx
Norway	xx.xx	xx.xx	xx.xx	xx.xx	xx.xx	xx.xx	xx.xx	xx.xx
Poland	xx.xx	xx.xx	xx.xx	xx.xx	xx.xx	xx.xx	xx.xx	xx.xx
Portugal	xx.xx	xx.xx	xx.xx	xx.xx	xx.xx	xx.xx	xx.xx	xx.xx
Russia	xx.xx	xx.xx	xx.xx	xx.xx	xx.xx	xx.xx	xx.xx	xx.xx
Spain	xx.xx	xx.xx	xx.xx	xx.xx	xx.xx	xx.xx	xx.xx	xx.xx
Sweden	xx.xx	xx.xx	xx.xx	xx.xx	xx.xx	xx.xx	xx.xx	xx.xx
Switzerland	xx.xx	xx.xx	xx.xx	xx.xx	xx.xx	xx.xx	xx.xx	xx.xx
Unallocated / remaining scope	xx.xx	xx.xx	xx.xx	xx.xx	xx.xx	xx.xx	xx.xx	xx.xx
United Kingdom	xx.xx	xx.xx	xx.xx	xx.xx	xx.xx	xx.xx	xx.xx	xx.xx
Scope total	**xx.xx**	**xx.xx**	**xx.xx**	**xx.xx**	**xx.xx**	**xx.xx**	**xx.xx**	**xx.xx**

Table 214. Europe Medical Imaging Equipment Maintenance Services Market Size, by Region, 2017-2040 (USD Million)

Region	2017	2024	2025	2026	2027	2032	2040	CAGR (%)
Austria	xx.xx	xx.xx	xx.xx	xx.xx	xx.xx	xx.xx	xx.xx	xx.xx
Belgium	xx.xx	xx.xx	xx.xx	xx.xx	xx.xx	xx.xx	xx.xx	xx.xx
Denmark	xx.xx	xx.xx	xx.xx	xx.xx	xx.xx	xx.xx	xx.xx	xx.xx
Finland	xx.xx	xx.xx	xx.xx	xx.xx	xx.xx	xx.xx	xx.xx	xx.xx
France	xx.xx	xx.xx	xx.xx	xx.xx	xx.xx	xx.xx	xx.xx	xx.xx
Germany	xx.xx	xx.xx	xx.xx	xx.xx	xx.xx	xx.xx	xx.xx	xx.xx
Italy	xx.xx	xx.xx	xx.xx	xx.xx	xx.xx	xx.xx	xx.xx	xx.xx
Netherlands	xx.xx	xx.xx	xx.xx	xx.xx	xx.xx	xx.xx	xx.xx	xx.xx
Norway	xx.xx	xx.xx	xx.xx	xx.xx	xx.xx	xx.xx	xx.xx	xx.xx
Poland	xx.xx	xx.xx	xx.xx	xx.xx	xx.xx	xx.xx	xx.xx	xx.xx
Portugal	xx.xx	xx.xx	xx.xx	xx.xx	xx.xx	xx.xx	xx.xx	xx.xx
Russia	xx.xx	xx.xx	xx.xx	xx.xx	xx.xx	xx.xx	xx.xx	xx.xx
Spain	xx.xx	xx.xx	xx.xx	xx.xx	xx.xx	xx.xx	xx.xx	xx.xx
Sweden	xx.xx	xx.xx	xx.xx	xx.xx	xx.xx	xx.xx	xx.xx	xx.xx
Switzerland	xx.xx	xx.xx	xx.xx	xx.xx	xx.xx	xx.xx	xx.xx	xx.xx
United Kingdom	xx.xx	xx.xx	xx.xx	xx.xx	xx.xx	xx.xx	xx.xx	xx.xx
Others	xx.xx	xx.xx	xx.xx	xx.xx	xx.xx	xx.xx	xx.xx	xx.xx
Total	**xx.xx**	**xx.xx**	**xx.xx**	**xx.xx**	**xx.xx**	**xx.xx**	**xx.xx**	**xx.xx**

Table 215. Europe Medical Imaging Equipment Maintenance Services Market Size, by Maintenance Function, 2017-2040 (USD Million)

Maintenance Function	2017	2024	2025	2026	2027	2032	2040	CAGR (%)
Combined Preventive and Corrective Maintenance	xx.xx	xx.xx	xx.xx	xx.xx	xx.xx	xx.xx	xx.xx	xx.xx
Corrective Maintenance	xx.xx	xx.xx	xx.xx	xx.xx	xx.xx	xx.xx	xx.xx	xx.xx
Inspection and Verification	xx.xx	xx.xx	xx.xx	xx.xx	xx.xx	xx.xx	xx.xx	xx.xx
Preventive Maintenance	xx.xx	xx.xx	xx.xx	xx.xx	xx.xx	xx.xx	xx.xx	xx.xx
Total	**xx.xx**	**xx.xx**	**xx.xx**	**xx.xx**	**xx.xx**	**xx.xx**	**xx.xx**	**xx.xx**

Table 216. Europe Medical Imaging Equipment Maintenance Services Market Size, by Imaging Modality, 2017-2040 (USD Million)

Imaging Modality	2017	2024	2025	2026	2027	2032	2040	CAGR (%)
Bone Densitometry	xx.xx	xx.xx	xx.xx	xx.xx	xx.xx	xx.xx	xx.xx	xx.xx
Computed Tomography	xx.xx	xx.xx	xx.xx	xx.xx	xx.xx	xx.xx	xx.xx	xx.xx
Dental Radiology	xx.xx	xx.xx	xx.xx	xx.xx	xx.xx	xx.xx	xx.xx	xx.xx
Fluoroscopy and Angiography	xx.xx	xx.xx	xx.xx	xx.xx	xx.xx	xx.xx	xx.xx	xx.xx
General Radiography	xx.xx	xx.xx	xx.xx	xx.xx	xx.xx	xx.xx	xx.xx	xx.xx
Hybrid Imaging	xx.xx	xx.xx	xx.xx	xx.xx	xx.xx	xx.xx	xx.xx	xx.xx
Magnetic Resonance Imaging	xx.xx	xx.xx	xx.xx	xx.xx	xx.xx	xx.xx	xx.xx	xx.xx
Mammography	xx.xx	xx.xx	xx.xx	xx.xx	xx.xx	xx.xx	xx.xx	xx.xx
Nuclear Medicine Imaging	xx.xx	xx.xx	xx.xx	xx.xx	xx.xx	xx.xx	xx.xx	xx.xx
Ultrasound	xx.xx	xx.xx	xx.xx	xx.xx	xx.xx	xx.xx	xx.xx	xx.xx
Total	**xx.xx**	**xx.xx**	**xx.xx**	**xx.xx**	**xx.xx**	**xx.xx**	**xx.xx**	**xx.xx**

Table 217. Europe Medical Imaging Equipment Maintenance Services Market Size, by Hybrid Imaging, 2017-2040 (USD Million)

Hybrid Imaging	2017	2024	2025	2026	2027	2032	2040	CAGR (%)
Hybrid Interventional Imaging	xx.xx	xx.xx	xx.xx	xx.xx	xx.xx	xx.xx	xx.xx	xx.xx
PET/CT	xx.xx	xx.xx	xx.xx	xx.xx	xx.xx	xx.xx	xx.xx	xx.xx
PET/MRI	xx.xx	xx.xx	xx.xx	xx.xx	xx.xx	xx.xx	xx.xx	xx.xx
SPECT/CT	xx.xx	xx.xx	xx.xx	xx.xx	xx.xx	xx.xx	xx.xx	xx.xx
Total	**xx.xx**	**xx.xx**	**xx.xx**	**xx.xx**	**xx.xx**	**xx.xx**	**xx.xx**	**xx.xx**

Table 218. Europe Medical Imaging Equipment Maintenance Services Market Size, by Nuclear Medicine Imaging, 2017-2040 (USD Million)

Nuclear Medicine Imaging	2017	2024	2025	2026	2027	2032	2040	CAGR (%)
Gamma Camera and SPECT Imaging	xx.xx	xx.xx	xx.xx	xx.xx	xx.xx	xx.xx	xx.xx	xx.xx
Standalone PET Imaging	xx.xx	xx.xx	xx.xx	xx.xx	xx.xx	xx.xx	xx.xx	xx.xx
Total	**xx.xx**	**xx.xx**	**xx.xx**	**xx.xx**	**xx.xx**	**xx.xx**	**xx.xx**	**xx.xx**

Table 219. Europe Medical Imaging Equipment Maintenance Services Market Size, by Clinical Use, 2017-2040 (USD Million)

Clinical Use	2017	2024	2025	2026	2027	2032	2040	CAGR (%)
Diagnostic and Screening Imaging	xx.xx	xx.xx	xx.xx	xx.xx	xx.xx	xx.xx	xx.xx	xx.xx
Image-Guided Intervention	xx.xx	xx.xx	xx.xx	xx.xx	xx.xx	xx.xx	xx.xx	xx.xx
Shared-Use Imaging	xx.xx	xx.xx	xx.xx	xx.xx	xx.xx	xx.xx	xx.xx	xx.xx
Treatment-Planning Imaging	xx.xx	xx.xx	xx.xx	xx.xx	xx.xx	xx.xx	xx.xx	xx.xx
Total	**xx.xx**	**xx.xx**	**xx.xx**	**xx.xx**	**xx.xx**	**xx.xx**	**xx.xx**	**xx.xx**

Table 220. Europe Medical Imaging Equipment Maintenance Services Market Size, by End User, 2017-2040 (USD Million)

End User	2017	2024	2025	2026	2027	2032	2040	CAGR (%)
Ambulatory Care Centers	xx.xx	xx.xx	xx.xx	xx.xx	xx.xx	xx.xx	xx.xx	xx.xx
Dental Practices	xx.xx	xx.xx	xx.xx	xx.xx	xx.xx	xx.xx	xx.xx	xx.xx
Diagnostic Imaging Centers	xx.xx	xx.xx	xx.xx	xx.xx	xx.xx	xx.xx	xx.xx	xx.xx
Hospitals	xx.xx	xx.xx	xx.xx	xx.xx	xx.xx	xx.xx	xx.xx	xx.xx
Medical and Allied Health Practices	xx.xx	xx.xx	xx.xx	xx.xx	xx.xx	xx.xx	xx.xx	xx.xx
Mobile Imaging Operators	xx.xx	xx.xx	xx.xx	xx.xx	xx.xx	xx.xx	xx.xx	xx.xx
Total	**xx.xx**	**xx.xx**	**xx.xx**	**xx.xx**	**xx.xx**	**xx.xx**	**xx.xx**	**xx.xx**

Table 221. Europe Medical Imaging Equipment Maintenance Services Market Size, by Service Delivery, 2017-2040 (USD Million)

Service Delivery	2017	2024	2025	2026	2027	2032	2040	CAGR (%)
Depot Repair	xx.xx	xx.xx	xx.xx	xx.xx	xx.xx	xx.xx	xx.xx	xx.xx
Integrated Service Delivery	xx.xx	xx.xx	xx.xx	xx.xx	xx.xx	xx.xx	xx.xx	xx.xx
On-Site Service	xx.xx	xx.xx	xx.xx	xx.xx	xx.xx	xx.xx	xx.xx	xx.xx
Remote Service	xx.xx	xx.xx	xx.xx	xx.xx	xx.xx	xx.xx	xx.xx	xx.xx
Total	**xx.xx**	**xx.xx**	**xx.xx**	**xx.xx**	**xx.xx**	**xx.xx**	**xx.xx**	**xx.xx**

Table 222. Europe Medical Imaging Equipment Maintenance Services Market Size, by Procurement Route, 2017-2040 (USD Million)

Procurement Route	2017	2024	2025	2026	2027	2032	2040	CAGR (%)
Framework and Master-Agreement Orders	xx.xx	xx.xx	xx.xx	xx.xx	xx.xx	xx.xx	xx.xx	xx.xx
Standalone Procurement	xx.xx	xx.xx	xx.xx	xx.xx	xx.xx	xx.xx	xx.xx	xx.xx
Total	**xx.xx**	**xx.xx**	**xx.xx**	**xx.xx**	**xx.xx**	**xx.xx**	**xx.xx**	**xx.xx**

Table 223. Europe Medical Imaging Equipment Maintenance Services Market Size, by Service Provider Relationship, 2017-2040 (USD Million)

Service Provider Relationship	2017	2024	2025	2026	2027	2032	2040	CAGR (%)
Manufacturer-Provided Service	xx.xx	xx.xx	xx.xx	xx.xx	xx.xx	xx.xx	xx.xx	xx.xx
Third-Party Service	xx.xx	xx.xx	xx.xx	xx.xx	xx.xx	xx.xx	xx.xx	xx.xx
Total	**xx.xx**	**xx.xx**	**xx.xx**	**xx.xx**	**xx.xx**	**xx.xx**	**xx.xx**	**xx.xx**

Table 224. Europe Medical Imaging Equipment Maintenance Services Market Size, by Contract Coverage, 2017-2040 (USD Million)

Contract Coverage	2017	2024	2025	2026	2027	2032	2040	CAGR (%)
Event-Specific Service	xx.xx	xx.xx	xx.xx	xx.xx	xx.xx	xx.xx	xx.xx	xx.xx
Full-Service Coverage	xx.xx	xx.xx	xx.xx	xx.xx	xx.xx	xx.xx	xx.xx	xx.xx
Limited-Service Coverage	xx.xx	xx.xx	xx.xx	xx.xx	xx.xx	xx.xx	xx.xx	xx.xx
Shared Maintenance Coverage	xx.xx	xx.xx	xx.xx	xx.xx	xx.xx	xx.xx	xx.xx	xx.xx
Total	**xx.xx**	**xx.xx**	**xx.xx**	**xx.xx**	**xx.xx**	**xx.xx**	**xx.xx**	**xx.xx**

Table 225. Europe Medical Imaging Equipment Maintenance Services Market Size, by Pricing Model, 2017-2040 (USD Million)

Pricing Model	2017	2024	2025	2026	2027	2032	2040	CAGR (%)
Fixed Per-Event Fees	xx.xx	xx.xx	xx.xx	xx.xx	xx.xx	xx.xx	xx.xx	xx.xx
Fixed Periodic Fees	xx.xx	xx.xx	xx.xx	xx.xx	xx.xx	xx.xx	xx.xx	xx.xx
Hybrid Pricing	xx.xx	xx.xx	xx.xx	xx.xx	xx.xx	xx.xx	xx.xx	xx.xx
Time-and-Materials Pricing	xx.xx	xx.xx	xx.xx	xx.xx	xx.xx	xx.xx	xx.xx	xx.xx
Usage-Based Fees	xx.xx	xx.xx	xx.xx	xx.xx	xx.xx	xx.xx	xx.xx	xx.xx
Total	**xx.xx**	**xx.xx**	**xx.xx**	**xx.xx**	**xx.xx**	**xx.xx**	**xx.xx**	**xx.xx**

Table 226. Europe Medical Imaging Equipment Maintenance Services Market Size, by Vendor Scope, 2017-2040 (USD Million)

Vendor Scope	2017	2024	2025	2026	2027	2032	2040	CAGR (%)
Multi-Vendor Coverage	xx.xx	xx.xx	xx.xx	xx.xx	xx.xx	xx.xx	xx.xx	xx.xx
Single-Vendor Coverage	xx.xx	xx.xx	xx.xx	xx.xx	xx.xx	xx.xx	xx.xx	xx.xx
Total	**xx.xx**	**xx.xx**	**xx.xx**	**xx.xx**	**xx.xx**	**xx.xx**	**xx.xx**	**xx.xx**

Table 227. Europe Medical Imaging Equipment Maintenance Services Market Size, by Equipment Support Lifecycle, 2017-2040 (USD Million)

Equipment Support Lifecycle	2017	2024	2025	2026	2027	2032	2040	CAGR (%)
Beyond Manufacturer Support	xx.xx	xx.xx	xx.xx	xx.xx	xx.xx	xx.xx	xx.xx	xx.xx
Within Manufacturer Support	xx.xx	xx.xx	xx.xx	xx.xx	xx.xx	xx.xx	xx.xx	xx.xx
Total	**xx.xx**	**xx.xx**	**xx.xx**	**xx.xx**	**xx.xx**	**xx.xx**	**xx.xx**	**xx.xx**

Sources & Evidence

1. GE HealthCare Technologies Inc. - 2025 Form 10-K
   - Evidence informing the 2023 market-value input; displayed series and growth include calculations: Reported services revenue of USD xx.xx supplies a historical commercial-activity proxy; it is broader than imaging maintenance.
   - Evidence informing the 2024 market-value input; displayed series and growth include calculations: Reported services revenue of USD xx.xx supplies the comparable historical proxy.
   - Evidence informing base-year allocation inputs; displayed values and growth are calculated: EMEA commercial-scale cross-check.
   - Evidence informing forecast-year allocation inputs; displayed values and growth are calculated: EMEA commercial-scale cross-check.
2. GE HealthCare Technologies Inc. - 2022 Form 10-K
   - Evidence informing the 2020 market-value input; displayed series and growth include calculations: Services revenue of USD xx.xx anchors the high-cost equipment cohort's historical activity index.
   - Evidence informing the 2021 market-value input; displayed series and growth include calculations: Services revenue of USD xx.xx supplies the comparable activity index.
   - Evidence informing the 2022 market-value input; displayed series and growth include calculations: Services revenue of USD xx.xx supplies the activity index. The filing attributes the services decline primarily to unfavorable currency effects.
3. Health at a Glance 2025 - Diagnostic Technologies
   - Evidence informing the 2032 market-value input; displayed series and growth include calculations: Long-run increases in imaging activity support continued equipment demand; examination volumes are not substituted for maintenance revenue.
   - Evidence informing the 2040 market-value input; displayed series and growth include calculations: The observed country variation and incomplete coverage constrain long-run stock-growth assumptions and prohibit uniform worldwide density extrapolation.

4. OnWatch Predict
   - Evidence informing the 2032 market-value input; displayed series and growth include calculations: Conditional reported benefits support considering a service-efficiency counterforce, not applying downtime reductions directly to service revenue.
   - Evidence informing the 2040 market-value input; displayed series and growth include calculations: The offering supports retaining human and component fulfillment costs in the long-run forecast; it does not establish autonomous servicing or engineer replacement.
5. Unite In-House Service Solutions
   - Evidence informing the 2032 market-value input; displayed series and growth include calculations: The retained-labor boundary supports the modeled purchased-scope counterforce, without measuring future adoption.
   - Evidence informing the 2040 market-value input; displayed series and growth include calculations: The offering supports maintaining a distinction between installed equipment obligations and externally purchased service expenditure.
   - Evidence informing base-year allocation inputs; displayed values and growth are calculated: The offering excludes included onsite and planned-maintenance labor, supporting retained-work and purchased-payment distinctions, not observed adoption.
([gehealthcare.com](https://www.gehealthcare.com/en/services/unite-in-house))
   - Evidence informing forecast-year allocation inputs; displayed values and growth are calculated: The offering excludes included onsite and planned-maintenance labor, supporting retained-work and purchased-payment distinctions, not observed adoption.
([gehealthcare.com](https://www.gehealthcare.com/en/services/unite-in-house))
   - Evidence informing base-year allocation inputs; displayed values and growth are calculated: The published xx.xx% remote fix rate is a case-resolution observation, not remote-only revenue. Separately billed on-site labor supports the responsibility distinction.
   - Evidence informing forecast-year allocation inputs; displayed values and growth are calculated: The published xx.xx% remote fix rate is a case-resolution observation, not remote-only revenue. Separately billed on-site labor supports the responsibility distinction.
   - Evidence informing base-year allocation inputs; displayed values and growth are calculated: Excluded on-site and planned-maintenance labor prevents interpreting every remote-support plan as inclusive integrated fulfillment.
   - Evidence informing forecast-year allocation inputs; displayed values and growth are calculated: Excluded on-site and planned-maintenance labor prevents interpreting every remote-support plan as inclusive integrated fulfillment.
   - Evidence informing base-year allocation inputs; displayed values and growth are calculated: Periodic support with additional billed labor or parts supports mixed payment components rather than universal fixed full coverage.
   - Evidence informing forecast-year allocation inputs; displayed values and growth are calculated: Periodic support with additional billed labor or parts supports mixed payment components rather than universal fixed full coverage.
   - Evidence informing base-year allocation inputs; displayed values and growth are calculated: Enterprise offerings covering GE HealthCare assets establish an own-brand agreement example without measuring its market penetration.
   - Evidence informing forecast-year allocation inputs; displayed values and growth are calculated: Enterprise offerings covering GE HealthCare assets establish an own-brand agreement example without measuring its market penetration.

6. Philips Standard Terms and Conditions of Service, Revision 23, April 2024
   - Evidence informing the 2032 market-value input; displayed series and growth include calculations: Published lifecycle terms condition post-End-of-Life repair on parts and trained-personnel availability and remove the earlier uptime guarantee. These constrain assumed indefinite support extension.
   - Evidence informing the 2040 market-value input; displayed series and growth include calculations: The lifecycle conditions support including retirement and support limitations in long-run growth assumptions, but do not establish a dated global withdrawal event.
   - Evidence informing base-year allocation inputs; displayed values and growth are calculated: Post-End-of-Life obligations change materially, supporting a declared-support endpoint rather than an automatic equipment-age threshold.
   - Evidence informing forecast-year allocation inputs; displayed values and growth are calculated: Post-End-of-Life obligations change materially, supporting a declared-support endpoint rather than an automatic equipment-age threshold.
   - Evidence informing base-year allocation inputs; displayed values and growth are calculated: Post-endpoint repair depends on parts and trained-personnel availability without the earlier uptime guarantee; continuing service is conditional, not indefinite.
   - Evidence informing forecast-year allocation inputs; displayed values and growth are calculated: Post-endpoint repair depends on parts and trained-personnel availability without the earlier uptime guarantee; continuing service is conditional, not indefinite.
7. Health at a Glance 2025 - Diagnostic Technologies
   - Evidence informing base-year allocation inputs; displayed values and growth are calculated: Imaging-stock comparator.
   - Evidence informing forecast-year allocation inputs; displayed values and growth are calculated: Imaging-stock comparator.
   - Evidence informing base-year allocation inputs; displayed values and growth are calculated: Coverage limitation.
   - Evidence informing forecast-year allocation inputs; displayed values and growth are calculated: Coverage limitation.
8. Managed Neutral Vendor Services - East of England Collaborative Procurement Hub
   - Evidence informing forecast-year allocation inputs; displayed values and growth are calculated: The framework starts January xx.xx 2026 and requires mini-competition; admission is not realized maintenance revenue.
   - Evidence informing forecast-year allocation inputs; displayed values and growth are calculated: The managed framework runs January xx.xx 2026-January xx.xx 2030 and requires mini-competition. It supports route availability, not realized maintenance revenue or guaranteed continuation to 2032.

9. RadNet, Inc. - 2025 Form 10-K
   - Evidence informing base-year allocation inputs; displayed values and growth are calculated: The disclosed X-ray fleet provides a buyer-footprint check, not global maintenance revenue. ([sec.gov](https://www.sec.gov/Archives/edgar/data/xx.xx/xx.xx/rdnt-xx.xx.htm))
   - Evidence informing forecast-year allocation inputs; displayed values and growth are calculated: The disclosed X-ray fleet provides a buyer-footprint check, not global maintenance revenue. ([sec.gov](https://www.sec.gov/Archives/edgar/data/xx.xx/xx.xx/rdnt-xx.xx.htm))
   - Evidence informing base-year allocation inputs; displayed values and growth are calculated: The disclosed fluoroscopy fleet constrains the outpatient comparator's scope. ([sec.gov](https://www.sec.gov/Archives/edgar/data/xx.xx/xx.xx/rdnt-xx.xx.htm))
   - Evidence informing forecast-year allocation inputs; displayed values and growth are calculated: The disclosed fluoroscopy fleet constrains the outpatient comparator's scope. ([sec.gov](https://www.sec.gov/Archives/edgar/data/xx.xx/xx.xx/rdnt-xx.xx.htm))
   - Evidence informing base-year allocation inputs; displayed values and growth are calculated: CT fleet changes provide an independent relative-activity check. ([sec.gov](https://www.sec.gov/Archives/edgar/data/xx.xx/xx.xx/rdnt-xx.xx.htm))
   - Evidence informing forecast-year allocation inputs; displayed values and growth are calculated: CT fleet changes provide an independent relative-activity check. ([sec.gov](https://www.sec.gov/Archives/edgar/data/xx.xx/xx.xx/rdnt-xx.xx.htm))
   - Evidence informing base-year allocation inputs; displayed values and growth are calculated: MRI fleet changes inform a restrained relative-growth assumption. ([sec.gov](https://www.sec.gov/Archives/edgar/data/xx.xx/xx.xx/rdnt-xx.xx.htm))
   - Evidence informing forecast-year allocation inputs; displayed values and growth are calculated: MRI fleet changes inform a restrained relative-growth assumption. ([sec.gov](https://www.sec.gov/Archives/edgar/data/xx.xx/xx.xx/rdnt-xx.xx.htm))
   - Evidence informing base-year allocation inputs; displayed values and growth are calculated: Ultrasound fleet disclosure supplies a commercial-stock comparator. ([sec.gov](https://www.sec.gov/Archives/edgar/data/xx.xx/xx.xx/rdnt-xx.xx.htm))
   - Evidence informing forecast-year allocation inputs; displayed values and growth are calculated: Ultrasound fleet disclosure supplies a commercial-stock comparator. ([sec.gov](https://www.sec.gov/Archives/edgar/data/xx.xx/xx.xx/rdnt-xx.xx.htm))
   - Evidence informing base-year allocation inputs; displayed values and growth are calculated: Mammography fleet disclosure supplies a commercial-stock comparator. ([sec.gov](https://www.sec.gov/Archives/edgar/data/xx.xx/xx.xx/rdnt-xx.xx.htm))
   - Evidence informing forecast-year allocation inputs; displayed values and growth are calculated: Mammography fleet disclosure supplies a commercial-stock comparator. ([sec.gov](https://www.sec.gov/Archives/edgar/data/xx.xx/xx.xx/rdnt-xx.xx.htm))
   - Evidence informing base-year allocation inputs; displayed values and growth are calculated: PET/CT fleet growth provides a differentiated adoption comparator. ([sec.gov](https://www.sec.gov/Archives/edgar/data/xx.xx/xx.xx/rdnt-xx.xx.htm))
   - Evidence informing forecast-year allocation inputs; displayed values and growth are calculated: PET/CT fleet growth provides a differentiated adoption comparator. ([sec.gov](https://www.sec.gov/Archives/edgar/data/xx.xx/xx.xx/rdnt-xx.xx.htm))
   - Evidence informing base-year allocation inputs; displayed values and growth are calculated: Manufacturer service arrangements corroborate buyer-side participation, without a spending split. ([sec.gov](https://www.sec.gov/Archives/edgar/data/xx.xx/xx.xx/rdnt-xx.xx.htm))
   - Evidence informing forecast-year allocation inputs; displayed values and growth are calculated: Manufacturer service arrangements corroborate buyer-side participation, without a spending split. ([sec.gov](https://www.sec.gov/Archives/edgar/data/xx.xx/xx.xx/rdnt-xx.xx.htm))
   - Evidence informing base-year allocation inputs; displayed values and growth are calculated: The operator reports external manufacturer-service arrangements and modality fleets. Applying inherited fees produces a modeled fleet-activity index, not observed maintenance expense.
   - Evidence informing forecast-year allocation inputs; displayed values and growth are calculated: The operator reports external manufacturer-service arrangements and modality fleets. Applying inherited fees produces a modeled fleet-activity index, not observed maintenance expense.
   - Evidence informing base-year allocation inputs; displayed values and growth are calculated: The disclosed outpatient fleet is counterevidence against treating hospital-heavy national samples as universal buyer distributions.
   - Evidence informing forecast-year allocation inputs; displayed values and growth are calculated: The disclosed

10. Contracting in Medical Equipment Maintenance Services: An Empirical Investigation
    - Evidence informing base-year allocation inputs; displayed values and growth are calculated: The historical scanner dataset supplies observed plan-selection proportions, not current global value shares. ([business.columbia.edu](https://business.columbia.edu/sites/default/files-efs/pubfiles/xx.xx/besbes_contracting.pdf))
    - Evidence informing forecast-year allocation inputs; displayed values and growth are calculated: The historical scanner dataset supplies observed plan-selection proportions, not current global value shares. ([business.columbia.edu](https://business.columbia.edu/sites/default/files-efs/pubfiles/xx.xx/besbes_contracting.pdf))
    - Evidence informing base-year allocation inputs; displayed values and growth are calculated: Basic and partial plans constrain the narrower-standing-coverage model. ([business.columbia.edu](https://business.columbia.edu/sites/default/files-efs/pubfiles/xx.xx/besbes_contracting.pdf))
    - Evidence informing forecast-year allocation inputs; displayed values and growth are calculated: Basic and partial plans constrain the narrower-standing-coverage model. ([business.columbia.edu](https://business.columbia.edu/sites/default/files-efs/pubfiles/xx.xx/besbes_contracting.pdf))
    - Evidence informing base-year allocation inputs; displayed values and growth are calculated: Preventive obligations coexist with differing repair coverage or charging in the studied plans. ([business.columbia.edu](https://business.columbia.edu/sites/default/files-efs/pubfiles/xx.xx/besbes_contracting.pdf))
    - Evidence informing forecast-year allocation inputs; displayed values and growth are calculated: Preventive obligations coexist with differing repair coverage or charging in the studied plans. ([business.columbia.edu](https://business.columbia.edu/sites/default/files-efs/pubfiles/xx.xx/besbes_contracting.pdf))
    - Evidence informing base-year allocation inputs; displayed values and growth are calculated: Historical full-protection selection supplies a purchasing primitive, converted from plan counts to value using an explicit relative-spending assumption.
    - Evidence informing forecast-year allocation inputs; displayed values and growth are calculated: Historical full-protection selection supplies a purchasing primitive, converted from plan counts to value using an explicit relative-spending assumption.
    - Evidence informing base-year allocation inputs; displayed values and growth are calculated: Basic and partial plans contain annual fees plus variable charges, supporting Hybrid Pricing and preventing misclassification as pure time-and-materials.
    - Evidence informing forecast-year allocation inputs; displayed values and growth are calculated: Basic and partial plans contain annual fees plus variable charges, supporting Hybrid Pricing and preventing misclassification as pure time-and-materials.
    - Evidence informing base-year allocation inputs; displayed values and growth are calculated: The study's time-and-materials label includes an annual fee; it constrains exclusions from the pure no-retainer numerator rather than observing that category's current share.
    - Evidence informing forecast-year allocation inputs; displayed values and growth are calculated: The study's time-and-materials label includes an annual fee; it constrains exclusions from the pure no-retainer numerator rather than observing that category's current share.

11. Appendix 3: Framework Agreement Specification-Maintenance, Repair and Calibration of Medical Equipment

- Evidence informing base-year allocation inputs; displayed values and growth are calculated: Comprehensive procurement coverage combines scheduled maintenance and repairs. ([sccl.nhs.uk](https://www.sccl.nhs.uk/wp-content/uploads/2023/xx.xx/Maintenance-Appendix-xx.xx-Framework-Specification.pdf))
- Evidence informing forecast-year allocation inputs; displayed values and growth are calculated: Comprehensive procurement coverage combines scheduled maintenance and repairs. ([sccl.nhs.uk](https://www.sccl.nhs.uk/wp-content/uploads/2023/xx.xx/Maintenance-Appendix-xx.xx-Framework-Specification.pdf))
- Evidence informing base-year allocation inputs; displayed values and growth are calculated: Comprehensive cover and case-specific component treatment support obligation-based classification. ([sccl.nhs.uk](https://www.sccl.nhs.uk/wp-content/uploads/2023/xx.xx/Maintenance-Appendix-xx.xx-Framework-Specification.pdf))
- Evidence informing forecast-year allocation inputs; displayed values and growth are calculated: Comprehensive cover and case-specific component treatment support obligation-based classification. ([sccl.nhs.uk](https://www.sccl.nhs.uk/wp-content/uploads/2023/xx.xx/Maintenance-Appendix-xx.xx-Framework-Specification.pdf))
- Evidence informing base-year allocation inputs; displayed values and growth are calculated: Preventive-only, labor-only and component-limited options establish narrower standing obligations. ([sccl.nhs.uk](https://www.sccl.nhs.uk/wp-content/uploads/2023/xx.xx/Maintenance-Appendix-xx.xx-Framework-Specification.pdf))
- Evidence informing forecast-year allocation inputs; displayed values and growth are calculated: Preventive-only, labor-only and component-limited options establish narrower standing obligations. ([sccl.nhs.uk](https://www.sccl.nhs.uk/wp-content/uploads/2023/xx.xx/Maintenance-Appendix-xx.xx-Framework-Specification.pdf))
- Evidence informing base-year allocation inputs; displayed values and growth are calculated: Collaborative cover explicitly divides work between buyer and supplier. ([sccl.nhs.uk](https://www.sccl.nhs.uk/wp-content/uploads/2023/xx.xx/Maintenance-Appendix-xx.xx-Framework-Specification.pdf))
- Evidence informing forecast-year allocation inputs; displayed values and growth are calculated: Collaborative cover explicitly divides work between buyer and supplier. ([sccl.nhs.uk](https://www.sccl.nhs.uk/wp-content/uploads/2023/xx.xx/Maintenance-Appendix-xx.xx-Framework-Specification.pdf))

12. What's Included in Preventative Maintenance?

- Evidence informing base-year allocation inputs; displayed values and growth are calculated: Published PM-only monthly prices provide annualized narrow-service monetary anchors; they are not full-contract prices. ([blockimaging.com](https://www.blockimaging.com/blog/bid/xx.xx/what-s-included-in-imaging-equipment-preventative-maintenance-really))
- Evidence informing forecast-year allocation inputs; displayed values and growth are calculated: Published PM-only monthly prices provide annualized narrow-service monetary anchors; they are not full-contract prices. ([blockimaging.com](https://www.blockimaging.com/blog/bid/xx.xx/what-s-included-in-imaging-equipment-preventative-maintenance-really))
- Evidence informing base-year allocation inputs; displayed values and growth are calculated: Separately offered PM-only pricing constrains the relative-payment assumption for narrower coverage. ([blockimaging.com](https://www.blockimaging.com/blog/bid/xx.xx/what-s-included-in-imaging-equipment-preventative-maintenance-really))
- Evidence informing forecast-year allocation inputs; displayed values and growth are calculated: Separately offered PM-only pricing constrains the relative-payment assumption for narrower coverage. ([blockimaging.com](https://www.blockimaging.com/blog/bid/xx.xx/what-s-included-in-imaging-equipment-preventative-maintenance-really))

13. X-ray equipment performance surveys
    - Evidence informing base-year allocation inputs; displayed values and growth are calculated: A public healthcare provider separately offers equipment-performance surveys, corroborating an assessment deliverable without measuring its market share. ([uhb.nhs.uk](https://www.uhb.nhs.uk/services/radiation-protection/x-ray-equipment-performance-surveys/))
    - Evidence informing forecast-year allocation inputs; displayed values and growth are calculated: A public healthcare provider separately offers equipment-performance surveys, corroborating an assessment deliverable without measuring its market share. ([uhb.nhs.uk](https://www.uhb.nhs.uk/services/radiation-protection/x-ray-equipment-performance-surveys/))
14. High-Tech Medical Equipment: VA Has Opportunities to Improve Its Acquisition of Maintenance Services
    - Evidence informing base-year allocation inputs; displayed values and growth are calculated: Procurement-selected imaging service obligations and access constraints provide an OEM-retention counterweight, not a global maintenance share. ([gao.gov](https://www.gao.gov/assets/gao-xx.xx-xx.xx.pdf))
    - Evidence informing forecast-year allocation inputs; displayed values and growth are calculated: Procurement-selected imaging service obligations and access constraints provide an OEM-retention counterweight, not a global maintenance share. ([gao.gov](https://www.gao.gov/assets/gao-xx.xx-xx.xx.pdf))
    - Evidence informing base-year allocation inputs; displayed values and growth are calculated: Bounded third-party access-delay examples qualify frictionless substitution assumptions without establishing universal unsuitability. ([gao.gov](https://www.gao.gov/assets/gao-xx.xx-xx.xx.pdf))
    - Evidence informing forecast-year allocation inputs; displayed values and growth are calculated: Bounded third-party access-delay examples qualify frictionless substitution assumptions without establishing universal unsuitability. ([gao.gov](https://www.gao.gov/assets/gao-xx.xx-xx.xx.pdf))
    - Evidence informing base-year allocation inputs; displayed values and growth are calculated: Inspected route counts include xx.xx standalone contracts; the selected federal sample is adjusted rather than treated as Global spending prevalence.
    - Evidence informing forecast-year allocation inputs; displayed values and growth are calculated: Inspected route counts include xx.xx standalone contracts; the selected federal sample is adjusted rather than treated as Global spending prevalence.
    - Evidence informing base-year allocation inputs; displayed values and growth are calculated: Forty-two HTME and four Federal Supply Schedule orders supply the identifiable agreement-order count for a modeled relative-value bridge.
    - Evidence informing forecast-year allocation inputs; displayed values and growth are calculated: Forty-two HTME and four Federal Supply Schedule orders supply the identifiable agreement-order count for a modeled relative-value bridge.
15. Transcript: Final Guidance: Remanufacturing of Medical Devices, September 10, 2024
    - Evidence informing base-year allocation inputs; displayed values and growth are calculated: Manufacturer and third-party servicing roles depend on the particular device, supporting asset-specific attribution. ([fda.gov](https://www.fda.gov/media/xx.xx/download?attachment=))
    - Evidence informing forecast-year allocation inputs; displayed values and growth are calculated: Manufacturer and third-party servicing roles depend on the particular device, supporting asset-specific attribution. ([fda.gov](https://www.fda.gov/media/xx.xx/download?attachment=))
    - Evidence informing base-year allocation inputs; displayed values and growth are calculated: An OEM can service another entity's device as a third-party servicer. ([fda.gov](https://www.fda.gov/media/xx.xx/download?attachment=))
    - Evidence informing forecast-year allocation inputs; displayed values and growth are calculated: An OEM can service another entity's device as a third-party servicer. ([fda.gov](https://www.fda.gov/media/xx.xx/download?attachment=))

16. Multi-vendor services
    - Evidence informing base-year allocation inputs; displayed values and growth are calculated: The advertised Philips and non-Philips service scope demonstrates why corporate identity alone cannot establish OEM attribution.
    ([usa.philips.com](https://www.usa.philips.com/healthcare/service/healthcare-multi-vendor-services))
    - Evidence informing forecast-year allocation inputs; displayed values and growth are calculated: The advertised Philips and non-Philips service scope demonstrates why corporate identity alone cannot establish OEM attribution.
    ([usa.philips.com](https://www.usa.philips.com/healthcare/service/healthcare-multi-vendor-services))
    - Evidence informing base-year allocation inputs; displayed values and growth are calculated: Non-Philips equipment servicing establishes a commercial cross-manufacturer role, not its revenue proportion.
    ([usa.philips.com](https://www.usa.philips.com/healthcare/service/healthcare-multi-vendor-services))
    - Evidence informing forecast-year allocation inputs; displayed values and growth are calculated: Non-Philips equipment servicing establishes a commercial cross-manufacturer role, not its revenue proportion.
    ([usa.philips.com](https://www.usa.philips.com/healthcare/service/healthcare-multi-vendor-services))
    - Evidence informing base-year allocation inputs; displayed values and growth are calculated: Consolidated support for Philips and non-Philips equipment establishes agreement-level multi-vendor coverage; staffing scale and parts access do not measure penetration.
    - Evidence informing forecast-year allocation inputs; displayed values and growth are calculated: Consolidated support for Philips and non-Philips equipment establishes agreement-level multi-vendor coverage; staffing scale and parts access do not measure penetration.
17. San Bernardino County - File 11902: Asset Management Agreement with Renovo Solutions LLC for Maintenance Services
    - Evidence informing base-year allocation inputs; displayed values and growth are calculated: The approved 2025 three-year, xx.xx-asset agreement supplies a monetary third-party purchasing counterexample; approved value is not realized annual revenue.
    ([sanbernardino.legistar.com](https://sanbernardino.legistar.com/LegislationDetail.aspx?GUID=06EA5122-33FD-472E-B939-A8FA6E015FEB&ID=xx.xx&Options=&Search=))
    - Evidence informing forecast-year allocation inputs; displayed values and growth are calculated: The approved 2025 three-year, xx.xx-asset agreement supplies a monetary third-party purchasing counterexample; approved value is not realized annual revenue.
    ([sanbernardino.legistar.com](https://sanbernardino.legistar.com/LegislationDetail.aspx?GUID=06EA5122-33FD-472E-B939-A8FA6E015FEB&ID=xx.xx&Options=&Search=))
    - Evidence informing base-year allocation inputs; displayed values and growth are calculated: The public agreement combines scheduled maintenance, repairs and parts, supporting combined purchased obligations.
    ([sanbernardino.legistar.com](https://sanbernardino.legistar.com/LegislationDetail.aspx?GUID=06EA5122-33FD-472E-B939-A8FA6E015FEB&ID=xx.xx&Options=&Search=))
    - Evidence informing forecast-year allocation inputs; displayed values and growth are calculated: The public agreement combines scheduled maintenance, repairs and parts, supporting combined purchased obligations.
    ([sanbernardino.legistar.com](https://sanbernardino.legistar.com/LegislationDetail.aspx?GUID=06EA5122-33FD-472E-B939-A8FA6E015FEB&ID=xx.xx&Options=&Search=))
18. Radiation Protection in Newer Medical Imaging Techniques: PET/CT - Safety Reports Series No. 58
    - Evidence informing forecast-year allocation inputs; displayed values and growth are calculated: The 2008 commercial equipment-sales discussion supports historical standalone-to-hybrid substitution, not a current maintenance share or retirement rate.
    ([www-pub.iaea.org](https://www-pub.iaea.org/MTCD/Publications/PDF/pub1343_web.pdf))
    - Evidence informing forecast-year allocation inputs; displayed values and growth are calculated: Historical PET/CT equipment adoption supplies a directional substitution premise, not contemporary service revenue.
    ([www-pub.iaea.org](https://www-pub.iaea.org/MTCD/Publications/PDF/pub1343_web.pdf))

19. Nexaris-At the nexus of treatment innovation

    · Evidence informing base-year allocation inputs; displayed values and growth are calculated: Named Angio-CT and Angio-MR-CT offerings corroborate integrated interventional configurations, not their maintenance terms, installed count or revenue.
    ([siemens-healthineers.com](https://www.siemens-healthineers.com/angio/nexaris-therapy-suites))

    · Evidence informing forecast-year allocation inputs; displayed values and growth are calculated: Named Angio-CT and Angio-MR-CT offerings corroborate integrated interventional configurations, not their maintenance terms, installed count or revenue.
    ([siemens-healthineers.com](https://www.siemens-healthineers.com/angio/nexaris-therapy-suites))

20. Development of Applications for the Elmammo Avant Class Dedicated Breast PET System

    · Evidence informing base-year allocation inputs; displayed values and growth are calculated: Ten dedicated-PET installations reported by August 2017 establish dated niche commercial activity, not current worldwide stock.
    ([shimadzu.com](https://www.shimadzu.com/about/magazine/tec_news/srv74_12/report08.html))

    · Evidence informing forecast-year allocation inputs; displayed values and growth are calculated: Ten dedicated-PET installations reported by August 2017 establish dated niche commercial activity, not current worldwide stock.
    ([shimadzu.com](https://www.shimadzu.com/about/magazine/tec_news/srv74_12/report08.html))

21. Release of High-Resolution PET System PositView Utilizing High Resolution to Support Research and Development into Diagnosis and Early Treatment for Dementia

    · Evidence informing base-year allocation inputs; displayed values and growth are calculated: The July xx.xx 2025 U.S. marketing announcement provides counterevidence to treating all standalone PET activity as declining legacy systems; maintenance adoption remains unmeasured.
    ([shimadzu-usa.com](https://www.shimadzu-usa.com/news/2025/2025jul25.html))

    · Evidence informing forecast-year allocation inputs; displayed values and growth are calculated: The July xx.xx 2025 U.S. marketing announcement provides counterevidence to treating all standalone PET activity as declining legacy systems; maintenance adoption remains unmeasured.
    ([shimadzu-usa.com](https://www.shimadzu-usa.com/news/2025/2025jul25.html))

22. DIrectory of RAdiotherapy Centres (DIRAC)

    · Evidence informing base-year allocation inputs; displayed values and growth are calculated: Current registry footprint exceeds xx.xx radiotherapy centres; this constrains the assumed treatment-planning customer pool but does not report 2025 simulator stocks or maintenance revenue.

    · Evidence informing forecast-year allocation inputs; displayed values and growth are calculated: Current registry footprint exceeds xx.xx radiotherapy centres; this constrains the assumed treatment-planning customer pool but does not report 2025 simulator stocks or maintenance revenue.

23. Maintenance of the Somatom Definition AS CT simulator from Siemens

    · Evidence informing forecast-year allocation inputs; displayed values and growth are calculated: CT-simulator maintenance was awarded September xx.xx 2026 for EUR xx.xx. Unknown contract duration prevents conversion into annual spending; the award supports a distinct purchased planning-asset obligation.

24. Canadian Medical Imaging Inventory 2022-2023: Provincial and Territorial Overview
    - Evidence informing base-year allocation inputs; displayed values and growth are calculated: Reported hospital and private-facility site types constrain buyer attribution, with explicit regional and classification limitations.
    - Evidence informing forecast-year allocation inputs; displayed values and growth are calculated: Reported hospital and private-facility site types constrain buyer attribution, with explicit regional and classification limitations.
    - Evidence informing base-year allocation inputs; displayed values and growth are calculated: Private-site participation supplies an outpatient calibration lead; private ownership is not equated automatically with imaging-centre status.
    - Evidence informing forecast-year allocation inputs; displayed values and growth are calculated: Private-site participation supplies an outpatient calibration lead; private ownership is not equated automatically with imaging-centre status.
    - Evidence informing base-year allocation inputs; displayed values and growth are calculated: Modality-specific 2022-2023 age distributions supply observed inputs to the explicitly assumed age-to-support-endpoint bridge.
    - Evidence informing forecast-year allocation inputs; displayed values and growth are calculated: Modality-specific 2022-2023 age distributions supply observed inputs to the explicitly assumed age-to-support-endpoint bridge.
    - Evidence informing base-year allocation inputs; displayed values and growth are calculated: Older-equipment distributions constrain the beyond-support model but do not directly measure manufacturer support withdrawal.
    - Evidence informing forecast-year allocation inputs; displayed values and growth are calculated: Older-equipment distributions constrain the beyond-support model but do not directly measure manufacturer support withdrawal.
25. MLN909060 - Independent Diagnostic Testing Facility, February 2026
    - Evidence informing forecast-year allocation inputs; displayed values and growth are calculated: Official mobile-IDTF distinctions separate clinical operators from equipment/personnel leasing and establish a maintenance responsibility, not an outsourcing percentage.
26. Maintenance service agreements
    - Evidence informing base-year allocation inputs; displayed values and growth are calculated: Approximately xx.xx% remotely resolved corrective cases constrain channel assumptions but cannot be substituted for remote-only spending.
    - Evidence informing forecast-year allocation inputs; displayed values and growth are calculated: Approximately xx.xx% remotely resolved corrective cases constrain channel assumptions but cannot be substituted for remote-only spending.
    - Evidence informing base-year allocation inputs; displayed values and growth are calculated: RightFit combines field and remote expertise under customizable agreements, supporting an inseparable integrated-obligation category.
    - Evidence informing forecast-year allocation inputs; displayed values and growth are calculated: RightFit combines field and remote expertise under customizable agreements, supporting an inseparable integrated-obligation category.
    - Evidence informing base-year allocation inputs; displayed values and growth are calculated: Field-engineer access remains part of the commercial offering; remote resolution does not eliminate purchased attendance obligations.
    - Evidence informing forecast-year allocation inputs; displayed values and growth are calculated: Field-engineer access remains part of the commercial offering; remote resolution does not eliminate purchased attendance obligations.

27. Portable Ultrasound Repair Depot
    - Evidence informing base-year allocation inputs; displayed values and growth are calculated: Accepted portable ultrasound systems are repaired at a service centre, supporting a system-level depot channel with eligibility and repaired-portion limits.
    - Evidence informing forecast-year allocation inputs; displayed values and growth are calculated: Accepted portable ultrasound systems are repaired at a service centre, supporting a system-level depot channel with eligibility and repaired-portion limits.
    - Evidence informing base-year allocation inputs; displayed values and growth are calculated: Flat-rate repair for eligible jobs establishes event-specific pricing, while excluded cases receive alternative quotations; adoption is not disclosed.
    - Evidence informing forecast-year allocation inputs; displayed values and growth are calculated: Flat-rate repair for eligible jobs establishes event-specific pricing, while excluded cases receive alternative quotations; adoption is not disclosed.
28. TruPay - GE HealthCare commercial brochure
    - Evidence informing base-year allocation inputs; displayed values and growth are calculated: The official brochure has a fixed first-xx.xx-patient price plus further usage slabs, supporting minimum-plus-variable classification when both components apply.
    - Evidence informing forecast-year allocation inputs; displayed values and growth are calculated: The official brochure has a fixed first-xx.xx-patient price plus further usage slabs, supporting minimum-plus-variable classification when both components apply.
    - Evidence informing base-year allocation inputs; displayed values and growth are calculated: The explicit minimum payment constrains the pure Usage-Based Fees numerator; a pay-per-use promotional label does not independently establish variable-only billing.
    - Evidence informing forecast-year allocation inputs; displayed values and growth are calculated: The explicit minimum payment constrains the pure Usage-Based Fees numerator; a pay-per-use promotional label does not independently establish variable-only billing.
29. Flexible Multi-Vendor Medical Imaging Equipment Service
    - Evidence informing base-year allocation inputs; displayed values and growth are calculated: A disclosed Time & Materials option supports a separate input-charged commercial route without reporting realized revenue or exact customer terms.
    - Evidence informing forecast-year allocation inputs; displayed values and growth are calculated: A disclosed Time & Materials option supports a separate input-charged commercial route without reporting realized revenue or exact customer terms.
    - Evidence informing base-year allocation inputs; displayed values and growth are calculated: Advertised post-OEM-support service corroborates continuing commercial participation beyond manufacturer support, but not universal model eligibility.
    - Evidence informing forecast-year allocation inputs; displayed values and growth are calculated: Advertised post-OEM-support service corroborates continuing commercial participation beyond manufacturer support, but not universal model eligibility.

18.4. Latin America

Table 228. Latin America Medical Imaging Equipment Maintenance Services Market, by Country growth contribution, 2025-2032

Category	2025 value (USD Million)	2032 value (USD Million)	Added value (USD Million)	2025 share (%)	2032 share (%)	Change (pp)	Growth share (%)	CAGR (%)
Argentina	xx.xx	xx.xx	xx.xx	xx.xx	xx.xx	xx.xx	xx.xx	xx.xx
Brazil	xx.xx	xx.xx	xx.xx	xx.xx	xx.xx	xx.xx	xx.xx	xx.xx
Chile	xx.xx	xx.xx	xx.xx	xx.xx	xx.xx	xx.xx	xx.xx	xx.xx
Colombia	xx.xx	xx.xx	xx.xx	xx.xx	xx.xx	xx.xx	xx.xx	xx.xx
Peru	xx.xx	xx.xx	xx.xx	xx.xx	xx.xx	xx.xx	xx.xx	xx.xx
Unallocated / remaining scope	xx.xx	xx.xx	xx.xx	xx.xx	xx.xx	xx.xx	xx.xx	xx.xx
Scope total	**xx.xx**	**xx.xx**	**xx.xx**	**xx.xx**	**xx.xx**	**xx.xx**	**xx.xx**	**xx.xx**

Table 229. Latin America Medical Imaging Equipment Maintenance Services Market Size, by Region, 2017-2040 (USD Million)

Region	2017	2024	2025	2026	2027	2032	2040	CAGR (%)
Argentina	xx.xx	xx.xx	xx.xx	xx.xx	xx.xx	xx.xx	xx.xx	xx.xx
Brazil	xx.xx	xx.xx	xx.xx	xx.xx	xx.xx	xx.xx	xx.xx	xx.xx
Chile	xx.xx	xx.xx	xx.xx	xx.xx	xx.xx	xx.xx	xx.xx	xx.xx
Colombia	xx.xx	xx.xx	xx.xx	xx.xx	xx.xx	xx.xx	xx.xx	xx.xx
Peru	xx.xx	xx.xx	xx.xx	xx.xx	xx.xx	xx.xx	xx.xx	xx.xx
Others	xx.xx	xx.xx	xx.xx	xx.xx	xx.xx	xx.xx	xx.xx	xx.xx
Total	**xx.xx**	**xx.xx**	**xx.xx**	**xx.xx**	**xx.xx**	**xx.xx**	**xx.xx**	**xx.xx**

Table 230. Latin America Medical Imaging Equipment Maintenance Services Market Size, by Maintenance Function, 2017-2040 (USD Million)

Maintenance Function	2017	2024	2025	2026	2027	2032	2040	CAGR (%)
Combined Preventive and Corrective Maintenance	xx.xx	xx.xx	xx.xx	xx.xx	xx.xx	xx.xx	xx.xx	xx.xx
Corrective Maintenance	xx.xx	xx.xx	xx.xx	xx.xx	xx.xx	xx.xx	xx.xx	xx.xx
Inspection and Verification	xx.xx	xx.xx	xx.xx	xx.xx	xx.xx	xx.xx	xx.xx	xx.xx
Preventive Maintenance	xx.xx	xx.xx	xx.xx	xx.xx	xx.xx	xx.xx	xx.xx	xx.xx
Total	**xx.xx**	**xx.xx**	**xx.xx**	**xx.xx**	**xx.xx**	**xx.xx**	**xx.xx**	**xx.xx**

Table 231. Latin America Medical Imaging Equipment Maintenance Services Market Size, by Imaging Modality, 2017-2040 (USD Million)

Imaging Modality	2017	2024	2025	2026	2027	2032	2040	CAGR (%)
Bone Densitometry	xx.xx	xx.xx	xx.xx	xx.xx	xx.xx	xx.xx	xx.xx	xx.xx
Computed Tomography	xx.xx	xx.xx	xx.xx	xx.xx	xx.xx	xx.xx	xx.xx	xx.xx
Dental Radiology	xx.xx	xx.xx	xx.xx	xx.xx	xx.xx	xx.xx	xx.xx	xx.xx
Fluoroscopy and Angiography	xx.xx	xx.xx	xx.xx	xx.xx	xx.xx	xx.xx	xx.xx	xx.xx
General Radiography	xx.xx	xx.xx	xx.xx	xx.xx	xx.xx	xx.xx	xx.xx	xx.xx
Hybrid Imaging	xx.xx	xx.xx	xx.xx	xx.xx	xx.xx	xx.xx	xx.xx	xx.xx
Magnetic Resonance Imaging	xx.xx	xx.xx	xx.xx	xx.xx	xx.xx	xx.xx	xx.xx	xx.xx
Mammography	xx.xx	xx.xx	xx.xx	xx.xx	xx.xx	xx.xx	xx.xx	xx.xx
Nuclear Medicine Imaging	xx.xx	xx.xx	xx.xx	xx.xx	xx.xx	xx.xx	xx.xx	xx.xx
Ultrasound	xx.xx	xx.xx	xx.xx	xx.xx	xx.xx	xx.xx	xx.xx	xx.xx
Total	**xx.xx**	**xx.xx**	**xx.xx**	**xx.xx**	**xx.xx**	**xx.xx**	**xx.xx**	**xx.xx**

Table 232. Latin America Medical Imaging Equipment Maintenance Services Market Size, by Hybrid Imaging, 2017-2040 (USD Million)

Hybrid Imaging	2017	2024	2025	2026	2027	2032	2040	CAGR (%)
Hybrid Interventional Imaging	xx.xx	xx.xx	xx.xx	xx.xx	xx.xx	xx.xx	xx.xx	xx.xx
PET/CT	xx.xx	xx.xx	xx.xx	xx.xx	xx.xx	xx.xx	xx.xx	xx.xx
PET/MRI	xx.xx	xx.xx	xx.xx	xx.xx	xx.xx	xx.xx	xx.xx	xx.xx
SPECT/CT	xx.xx	xx.xx	xx.xx	xx.xx	xx.xx	xx.xx	xx.xx	xx.xx
Total	**xx.xx**	**xx.xx**	**xx.xx**	**xx.xx**	**xx.xx**	**xx.xx**	**xx.xx**	**xx.xx**

Table 233. Latin America Medical Imaging Equipment Maintenance Services Market Size, by Nuclear Medicine Imaging, 2017-2040 (USD Million)

Nuclear Medicine Imaging	2017	2024	2025	2026	2027	2032	2040	CAGR (%)
Gamma Camera and SPECT Imaging	xx.xx	xx.xx	xx.xx	xx.xx	xx.xx	xx.xx	xx.xx	xx.xx
Standalone PET Imaging	xx.xx	xx.xx	xx.xx	xx.xx	xx.xx	xx.xx	xx.xx	xx.xx
Total	**xx.xx**	**xx.xx**	**xx.xx**	**xx.xx**	**xx.xx**	**xx.xx**	**xx.xx**	**xx.xx**

Table 234. Latin America Medical Imaging Equipment Maintenance Services Market Size, by Clinical Use, 2017-2040 (USD Million)

Clinical Use	2017	2024	2025	2026	2027	2032	2040	CAGR (%)
Diagnostic and Screening Imaging	xx.xx	xx.xx	xx.xx	xx.xx	xx.xx	xx.xx	xx.xx	xx.xx
Image-Guided Intervention	xx.xx	xx.xx	xx.xx	xx.xx	xx.xx	xx.xx	xx.xx	xx.xx
Shared-Use Imaging	xx.xx	xx.xx	xx.xx	xx.xx	xx.xx	xx.xx	xx.xx	xx.xx
Treatment-Planning Imaging	xx.xx	xx.xx	xx.xx	xx.xx	xx.xx	xx.xx	xx.xx	xx.xx
Total	**xx.xx**	**xx.xx**	**xx.xx**	**xx.xx**	**xx.xx**	**xx.xx**	**xx.xx**	**xx.xx**

Table 235. Latin America Medical Imaging Equipment Maintenance Services Market Size, by End User, 2017-2040 (USD Million)

End User	2017	2024	2025	2026	2027	2032	2040	CAGR (%)
Ambulatory Care Centers	xx.xx	xx.xx	xx.xx	xx.xx	xx.xx	xx.xx	xx.xx	xx.xx
Dental Practices	xx.xx	xx.xx	xx.xx	xx.xx	xx.xx	xx.xx	xx.xx	xx.xx
Diagnostic Imaging Centers	xx.xx	xx.xx	xx.xx	xx.xx	xx.xx	xx.xx	xx.xx	xx.xx
Hospitals	xx.xx	xx.xx	xx.xx	xx.xx	xx.xx	xx.xx	xx.xx	xx.xx
Medical and Allied Health Practices	xx.xx	xx.xx	xx.xx	xx.xx	xx.xx	xx.xx	xx.xx	xx.xx
Mobile Imaging Operators	xx.xx	xx.xx	xx.xx	xx.xx	xx.xx	xx.xx	xx.xx	xx.xx
Total	**xx.xx**	**xx.xx**	**xx.xx**	**xx.xx**	**xx.xx**	**xx.xx**	**xx.xx**	**xx.xx**

Table 236. Latin America Medical Imaging Equipment Maintenance Services Market Size, by Service Delivery, 2017-2040 (USD Million)

Service Delivery	2017	2024	2025	2026	2027	2032	2040	CAGR (%)
Depot Repair	xx.xx	xx.xx	xx.xx	xx.xx	xx.xx	xx.xx	xx.xx	xx.xx
Integrated Service Delivery	xx.xx	xx.xx	xx.xx	xx.xx	xx.xx	xx.xx	xx.xx	xx.xx
On-Site Service	xx.xx	xx.xx	xx.xx	xx.xx	xx.xx	xx.xx	xx.xx	xx.xx
Remote Service	xx.xx	xx.xx	xx.xx	xx.xx	xx.xx	xx.xx	xx.xx	xx.xx
Total	**xx.xx**	**xx.xx**	**xx.xx**	**xx.xx**	**xx.xx**	**xx.xx**	**xx.xx**	**xx.xx**

Table 237. Latin America Medical Imaging Equipment Maintenance Services Market Size, by Procurement Route, 2017-2040 (USD Million)

Procurement Route	2017	2024	2025	2026	2027	2032	2040	CAGR (%)
Framework and Master-Agreement Orders	xx.xx	xx.xx	xx.xx	xx.xx	xx.xx	xx.xx	xx.xx	xx.xx
Standalone Procurement	xx.xx	xx.xx	xx.xx	xx.xx	xx.xx	xx.xx	xx.xx	xx.xx
Total	**xx.xx**	**xx.xx**	**xx.xx**	**xx.xx**	**xx.xx**	**xx.xx**	**xx.xx**	**xx.xx**

Table 238. Latin America Medical Imaging Equipment Maintenance Services Market Size, by Service Provider Relationship, 2017-2040 (USD Million)

Service Provider Relationship	2017	2024	2025	2026	2027	2032	2040	CAGR (%)
Manufacturer-Provided Service	xx.xx	xx.xx	xx.xx	xx.xx	xx.xx	xx.xx	xx.xx	xx.xx
Third-Party Service	xx.xx	xx.xx	xx.xx	xx.xx	xx.xx	xx.xx	xx.xx	xx.xx
Total	**xx.xx**	**xx.xx**	**xx.xx**	**xx.xx**	**xx.xx**	**xx.xx**	**xx.xx**	**xx.xx**

Table 239. Latin America Medical Imaging Equipment Maintenance Services Market Size, by Contract Coverage, 2017-2040 (USD Million)

Contract Coverage	2017	2024	2025	2026	2027	2032	2040	CAGR (%)
Event-Specific Service	xx.xx	xx.xx	xx.xx	xx.xx	xx.xx	xx.xx	xx.xx	xx.xx
Full-Service Coverage	xx.xx	xx.xx	xx.xx	xx.xx	xx.xx	xx.xx	xx.xx	xx.xx
Limited-Service Coverage	xx.xx	xx.xx	xx.xx	xx.xx	xx.xx	xx.xx	xx.xx	xx.xx
Shared Maintenance Coverage	xx.xx	xx.xx	xx.xx	xx.xx	xx.xx	xx.xx	xx.xx	xx.xx
Total	**xx.xx**	**xx.xx**	**xx.xx**	**xx.xx**	**xx.xx**	**xx.xx**	**xx.xx**	**xx.xx**

Table 240. Latin America Medical Imaging Equipment Maintenance Services Market Size, by Pricing Model, 2017-2040 (USD Million)

Pricing Model	2017	2024	2025	2026	2027	2032	2040	CAGR (%)
Fixed Per-Event Fees	xx.xx	xx.xx	xx.xx	xx.xx	xx.xx	xx.xx	xx.xx	xx.xx
Fixed Periodic Fees	xx.xx	xx.xx	xx.xx	xx.xx	xx.xx	xx.xx	xx.xx	xx.xx
Hybrid Pricing	xx.xx	xx.xx	xx.xx	xx.xx	xx.xx	xx.xx	xx.xx	xx.xx
Time-and-Materials Pricing	xx.xx	xx.xx	xx.xx	xx.xx	xx.xx	xx.xx	xx.xx	xx.xx
Usage-Based Fees	xx.xx	xx.xx	xx.xx	xx.xx	xx.xx	xx.xx	xx.xx	xx.xx
Total	**xx.xx**	**xx.xx**	**xx.xx**	**xx.xx**	**xx.xx**	**xx.xx**	**xx.xx**	**xx.xx**

Table 241. Latin America Medical Imaging Equipment Maintenance Services Market Size, by Vendor Scope, 2017-2040 (USD Million)

Vendor Scope	2017	2024	2025	2026	2027	2032	2040	CAGR (%)
Multi-Vendor Coverage	xx.xx	xx.xx	xx.xx	xx.xx	xx.xx	xx.xx	xx.xx	xx.xx
Single-Vendor Coverage	xx.xx	xx.xx	xx.xx	xx.xx	xx.xx	xx.xx	xx.xx	xx.xx
Total	**xx.xx**	**xx.xx**	**xx.xx**	**xx.xx**	**xx.xx**	**xx.xx**	**xx.xx**	**xx.xx**

Table 242. Latin America Medical Imaging Equipment Maintenance Services Market Size, by Equipment Support Lifecycle, 2017-2040 (USD Million)

Equipment Support Lifecycle	2017	2024	2025	2026	2027	2032	2040	CAGR (%)
Beyond Manufacturer Support	xx.xx	xx.xx	xx.xx	xx.xx	xx.xx	xx.xx	xx.xx	xx.xx
Within Manufacturer Support	xx.xx	xx.xx	xx.xx	xx.xx	xx.xx	xx.xx	xx.xx	xx.xx
Total	**xx.xx**	**xx.xx**	**xx.xx**	**xx.xx**	**xx.xx**	**xx.xx**	**xx.xx**	**xx.xx**

Sources & Evidence

1. GE HealthCare Technologies Inc. - 2025 Form 10-K
   - Evidence informing the 2023 market-value input; displayed series and growth include calculations: Reported services revenue of USD xx.xx supplies a historical commercial-activity proxy; it is broader than imaging maintenance.
   - Evidence informing the 2024 market-value input; displayed series and growth include calculations: Reported services revenue of USD xx.xx supplies the comparable historical proxy.
2. GE HealthCare Technologies Inc. - 2022 Form 10-K
   - Evidence informing the 2020 market-value input; displayed series and growth include calculations: Services revenue of USD xx.xx anchors the high-cost equipment cohort's historical activity index.
   - Evidence informing the 2021 market-value input; displayed series and growth include calculations: Services revenue of USD xx.xx supplies the comparable activity index.
   - Evidence informing the 2022 market-value input; displayed series and growth include calculations: Services revenue of USD xx.xx supplies the activity index. The filing attributes the services decline primarily to unfavorable currency effects.
3. Health at a Glance 2025 - Diagnostic Technologies
   - Evidence informing the 2032 market-value input; displayed series and growth include calculations: Long-run increases in imaging activity support continued equipment demand; examination volumes are not substituted for maintenance revenue.
   - Evidence informing the 2040 market-value input; displayed series and growth include calculations: The observed country variation and incomplete coverage constrain long-run stock-growth assumptions and prohibit uniform worldwide density extrapolation.
4. OnWatch Predict
   - Evidence informing the 2032 market-value input; displayed series and growth include calculations: Conditional reported benefits support considering a service-efficiency counterforce, not applying downtime reductions directly to service revenue.
   - Evidence informing the 2040 market-value input; displayed series and growth include calculations: The offering supports retaining human and component fulfillment costs in the long-run forecast; it does not establish autonomous servicing or engineer replacement.

5. Unite In-House Service Solutions
   - Evidence informing the 2032 market-value input; displayed series and growth include calculations: The retained-labor boundary supports the modeled purchased-scope counterforce, without measuring future adoption.
   - Evidence informing the 2040 market-value input; displayed series and growth include calculations: The offering supports maintaining a distinction between installed equipment obligations and externally purchased service expenditure.
   - Evidence informing base-year allocation inputs; displayed values and growth are calculated: The offering excludes included onsite and planned-maintenance labor, supporting retained-work and purchased-payment distinctions, not observed adoption. ([gehealthcare.com](https://www.gehealthcare.com/en/services/unite-in-house))
   - Evidence informing forecast-year allocation inputs; displayed values and growth are calculated: The offering excludes included onsite and planned-maintenance labor, supporting retained-work and purchased-payment distinctions, not observed adoption. ([gehealthcare.com](https://www.gehealthcare.com/en/services/unite-in-house))
   - Evidence informing base-year allocation inputs; displayed values and growth are calculated: The published xx.xx% remote fix rate is a case-resolution observation, not remote-only revenue. Separately billed on-site labor supports the responsibility distinction.
   - Evidence informing forecast-year allocation inputs; displayed values and growth are calculated: The published xx.xx% remote fix rate is a case-resolution observation, not remote-only revenue. Separately billed on-site labor supports the responsibility distinction.
   - Evidence informing base-year allocation inputs; displayed values and growth are calculated: Excluded on-site and planned-maintenance labor prevents interpreting every remote-support plan as inclusive integrated fulfillment.
   - Evidence informing forecast-year allocation inputs; displayed values and growth are calculated: Excluded on-site and planned-maintenance labor prevents interpreting every remote-support plan as inclusive integrated fulfillment.
   - Evidence informing base-year allocation inputs; displayed values and growth are calculated: Periodic support with additional billed labor or parts supports mixed payment components rather than universal fixed full coverage.
   - Evidence informing forecast-year allocation inputs; displayed values and growth are calculated: Periodic support with additional billed labor or parts supports mixed payment components rather than universal fixed full coverage.
   - Evidence informing base-year allocation inputs; displayed values and growth are calculated: Enterprise offerings covering GE HealthCare assets establish an own-brand agreement example without measuring its market penetration.
   - Evidence informing forecast-year allocation inputs; displayed values and growth are calculated: Enterprise offerings covering GE HealthCare assets establish an own-brand agreement example without measuring its market penetration.

6. Philips Standard Terms and Conditions of Service, Revision 23, April 2024
   - Evidence informing the 2032 market-value input; displayed series and growth include calculations: Published lifecycle terms condition post-End-of-Life repair on parts and trained-personnel availability and remove the earlier uptime guarantee. These constrain assumed indefinite support extension.
   - Evidence informing the 2040 market-value input; displayed series and growth include calculations: The lifecycle conditions support including retirement and support limitations in long-run growth assumptions, but do not establish a dated global withdrawal event.
   - Evidence informing base-year allocation inputs; displayed values and growth are calculated: Post-End-of-Life obligations change materially, supporting a declared-support endpoint rather than an automatic equipment-age threshold.
   - Evidence informing forecast-year allocation inputs; displayed values and growth are calculated: Post-End-of-Life obligations change materially, supporting a declared-support endpoint rather than an automatic equipment-age threshold.
   - Evidence informing base-year allocation inputs; displayed values and growth are calculated: Post-endpoint repair depends on parts and trained-personnel availability without the earlier uptime guarantee; continuing service is conditional, not indefinite.
   - Evidence informing forecast-year allocation inputs; displayed values and growth are calculated: Post-endpoint repair depends on parts and trained-personnel availability without the earlier uptime guarantee; continuing service is conditional, not indefinite.
7. Health at a Glance 2025 - Diagnostic Technologies
   - Evidence informing base-year allocation inputs; displayed values and growth are calculated: Imaging-stock comparator.
   - Evidence informing forecast-year allocation inputs; displayed values and growth are calculated: Imaging-stock comparator.
   - Evidence informing base-year allocation inputs; displayed values and growth are calculated: Coverage limitation.
   - Evidence informing forecast-year allocation inputs; displayed values and growth are calculated: Coverage limitation.
8. Health at a Glance: Latin America and the Caribbean 2023 - Medical Technologies
   - Evidence informing base-year allocation inputs; displayed values and growth are calculated: Brazil's CT and MRI densities anchor the equipment-linked expenditure proxy.
   - Evidence informing forecast-year allocation inputs; displayed values and growth are calculated: Brazil's CT and MRI densities anchor the equipment-linked expenditure proxy.
   - Evidence informing base-year allocation inputs; displayed values and growth are calculated: Chile's substantial fleet constrains the effective service-addressable density assumption.
   - Evidence informing forecast-year allocation inputs; displayed values and growth are calculated: Chile's substantial fleet constrains the effective service-addressable density assumption.
   - Evidence informing base-year allocation inputs; displayed values and growth are calculated: Heterogeneous regional equipment availability and partial coverage constrain the allocation model.
   - Evidence informing forecast-year allocation inputs; displayed values and growth are calculated: Heterogeneous regional equipment availability and partial coverage constrain the allocation model.

9. RadNet, Inc. - 2025 Form 10-K
   - Evidence informing base-year allocation inputs; displayed values and growth are calculated: The disclosed X-ray fleet provides a buyer-footprint check, not global maintenance revenue. ([sec.gov](https://www.sec.gov/Archives/edgar/data/xx.xx/xx.xx/rdnt-xx.xx.htm))
   - Evidence informing forecast-year allocation inputs; displayed values and growth are calculated: The disclosed X-ray fleet provides a buyer-footprint check, not global maintenance revenue. ([sec.gov](https://www.sec.gov/Archives/edgar/data/xx.xx/xx.xx/rdnt-xx.xx.htm))
   - Evidence informing base-year allocation inputs; displayed values and growth are calculated: The disclosed fluoroscopy fleet constrains the outpatient comparator's scope. ([sec.gov](https://www.sec.gov/Archives/edgar/data/xx.xx/xx.xx/rdnt-xx.xx.htm))
   - Evidence informing forecast-year allocation inputs; displayed values and growth are calculated: The disclosed fluoroscopy fleet constrains the outpatient comparator's scope. ([sec.gov](https://www.sec.gov/Archives/edgar/data/xx.xx/xx.xx/rdnt-xx.xx.htm))
   - Evidence informing base-year allocation inputs; displayed values and growth are calculated: CT fleet changes provide an independent relative-activity check. ([sec.gov](https://www.sec.gov/Archives/edgar/data/xx.xx/xx.xx/rdnt-xx.xx.htm))
   - Evidence informing forecast-year allocation inputs; displayed values and growth are calculated: CT fleet changes provide an independent relative-activity check. ([sec.gov](https://www.sec.gov/Archives/edgar/data/xx.xx/xx.xx/rdnt-xx.xx.htm))
   - Evidence informing base-year allocation inputs; displayed values and growth are calculated: MRI fleet changes inform a restrained relative-growth assumption. ([sec.gov](https://www.sec.gov/Archives/edgar/data/xx.xx/xx.xx/rdnt-xx.xx.htm))
   - Evidence informing forecast-year allocation inputs; displayed values and growth are calculated: MRI fleet changes inform a restrained relative-growth assumption. ([sec.gov](https://www.sec.gov/Archives/edgar/data/xx.xx/xx.xx/rdnt-xx.xx.htm))
   - Evidence informing base-year allocation inputs; displayed values and growth are calculated: Ultrasound fleet disclosure supplies a commercial-stock comparator. ([sec.gov](https://www.sec.gov/Archives/edgar/data/xx.xx/xx.xx/rdnt-xx.xx.htm))
   - Evidence informing forecast-year allocation inputs; displayed values and growth are calculated: Ultrasound fleet disclosure supplies a commercial-stock comparator. ([sec.gov](https://www.sec.gov/Archives/edgar/data/xx.xx/xx.xx/rdnt-xx.xx.htm))
   - Evidence informing base-year allocation inputs; displayed values and growth are calculated: Mammography fleet disclosure supplies a commercial-stock comparator. ([sec.gov](https://www.sec.gov/Archives/edgar/data/xx.xx/xx.xx/rdnt-xx.xx.htm))
   - Evidence informing forecast-year allocation inputs; displayed values and growth are calculated: Mammography fleet disclosure supplies a commercial-stock comparator. ([sec.gov](https://www.sec.gov/Archives/edgar/data/xx.xx/xx.xx/rdnt-xx.xx.htm))
   - Evidence informing base-year allocation inputs; displayed values and growth are calculated: PET/CT fleet growth provides a differentiated adoption comparator. ([sec.gov](https://www.sec.gov/Archives/edgar/data/xx.xx/xx.xx/rdnt-xx.xx.htm))
   - Evidence informing forecast-year allocation inputs; displayed values and growth are calculated: PET/CT fleet growth provides a differentiated adoption comparator. ([sec.gov](https://www.sec.gov/Archives/edgar/data/xx.xx/xx.xx/rdnt-xx.xx.htm))
   - Evidence informing base-year allocation inputs; displayed values and growth are calculated: Manufacturer service arrangements corroborate buyer-side participation, without a spending split. ([sec.gov](https://www.sec.gov/Archives/edgar/data/xx.xx/xx.xx/rdnt-xx.xx.htm))
   - Evidence informing forecast-year allocation inputs; displayed values and growth are calculated: Manufacturer service arrangements corroborate buyer-side participation, without a spending split. ([sec.gov](https://www.sec.gov/Archives/edgar/data/xx.xx/xx.xx/rdnt-xx.xx.htm))
   - Evidence informing base-year allocation inputs; displayed values and growth are calculated: The operator reports external manufacturer-service arrangements and modality fleets. Applying inherited fees produces a modeled fleet-activity index, not observed maintenance expense.
   - Evidence informing forecast-year allocation inputs; displayed values and growth are calculated: The operator reports external manufacturer-service arrangements and modality fleets. Applying inherited fees produces a modeled fleet-activity index, not observed maintenance expense.
   - Evidence informing base-year allocation inputs; displayed values and growth are calculated: The disclosed outpatient fleet is counterevidence against treating hospital-heavy national samples as universal buyer distributions.
   - Evidence informing forecast-year allocation inputs; displayed values and growth are calculated: The disclosed

10. Contracting in Medical Equipment Maintenance Services: An Empirical Investigation
    - Evidence informing base-year allocation inputs; displayed values and growth are calculated: The historical scanner dataset supplies observed plan-selection proportions, not current global value shares. ([business.columbia.edu](https://business.columbia.edu/sites/default/files-efs/pubfiles/xx.xx/besbes_contracting.pdf))
    - Evidence informing forecast-year allocation inputs; displayed values and growth are calculated: The historical scanner dataset supplies observed plan-selection proportions, not current global value shares. ([business.columbia.edu](https://business.columbia.edu/sites/default/files-efs/pubfiles/xx.xx/besbes_contracting.pdf))
    - Evidence informing base-year allocation inputs; displayed values and growth are calculated: Basic and partial plans constrain the narrower-standing-coverage model. ([business.columbia.edu](https://business.columbia.edu/sites/default/files-efs/pubfiles/xx.xx/besbes_contracting.pdf))
    - Evidence informing forecast-year allocation inputs; displayed values and growth are calculated: Basic and partial plans constrain the narrower-standing-coverage model. ([business.columbia.edu](https://business.columbia.edu/sites/default/files-efs/pubfiles/xx.xx/besbes_contracting.pdf))
    - Evidence informing base-year allocation inputs; displayed values and growth are calculated: Preventive obligations coexist with differing repair coverage or charging in the studied plans. ([business.columbia.edu](https://business.columbia.edu/sites/default/files-efs/pubfiles/xx.xx/besbes_contracting.pdf))
    - Evidence informing forecast-year allocation inputs; displayed values and growth are calculated: Preventive obligations coexist with differing repair coverage or charging in the studied plans. ([business.columbia.edu](https://business.columbia.edu/sites/default/files-efs/pubfiles/xx.xx/besbes_contracting.pdf))
    - Evidence informing base-year allocation inputs; displayed values and growth are calculated: Historical full-protection selection supplies a purchasing primitive, converted from plan counts to value using an explicit relative-spending assumption.
    - Evidence informing forecast-year allocation inputs; displayed values and growth are calculated: Historical full-protection selection supplies a purchasing primitive, converted from plan counts to value using an explicit relative-spending assumption.
    - Evidence informing base-year allocation inputs; displayed values and growth are calculated: Basic and partial plans contain annual fees plus variable charges, supporting Hybrid Pricing and preventing misclassification as pure time-and-materials.
    - Evidence informing forecast-year allocation inputs; displayed values and growth are calculated: Basic and partial plans contain annual fees plus variable charges, supporting Hybrid Pricing and preventing misclassification as pure time-and-materials.
    - Evidence informing base-year allocation inputs; displayed values and growth are calculated: The study's time-and-materials label includes an annual fee; it constrains exclusions from the pure no-retainer numerator rather than observing that category's current share.
    - Evidence informing forecast-year allocation inputs; displayed values and growth are calculated: The study's time-and-materials label includes an annual fee; it constrains exclusions from the pure no-retainer numerator rather than observing that category's current share.

11. Appendix 3: Framework Agreement Specification-Maintenance, Repair and Calibration of Medical Equipment

- Evidence informing base-year allocation inputs; displayed values and growth are calculated: Comprehensive procurement coverage combines scheduled maintenance and repairs. ([sccl.nhs.uk](https://www.sccl.nhs.uk/wp-content/uploads/2023/xx.xx/Maintenance-Appendix-xx.xx-Framework-Specification.pdf))
- Evidence informing forecast-year allocation inputs; displayed values and growth are calculated: Comprehensive procurement coverage combines scheduled maintenance and repairs. ([sccl.nhs.uk](https://www.sccl.nhs.uk/wp-content/uploads/2023/xx.xx/Maintenance-Appendix-xx.xx-Framework-Specification.pdf))
- Evidence informing base-year allocation inputs; displayed values and growth are calculated: Comprehensive cover and case-specific component treatment support obligation-based classification. ([sccl.nhs.uk](https://www.sccl.nhs.uk/wp-content/uploads/2023/xx.xx/Maintenance-Appendix-xx.xx-Framework-Specification.pdf))
- Evidence informing forecast-year allocation inputs; displayed values and growth are calculated: Comprehensive cover and case-specific component treatment support obligation-based classification. ([sccl.nhs.uk](https://www.sccl.nhs.uk/wp-content/uploads/2023/xx.xx/Maintenance-Appendix-xx.xx-Framework-Specification.pdf))
- Evidence informing base-year allocation inputs; displayed values and growth are calculated: Preventive-only, labor-only and component-limited options establish narrower standing obligations. ([sccl.nhs.uk](https://www.sccl.nhs.uk/wp-content/uploads/2023/xx.xx/Maintenance-Appendix-xx.xx-Framework-Specification.pdf))
- Evidence informing forecast-year allocation inputs; displayed values and growth are calculated: Preventive-only, labor-only and component-limited options establish narrower standing obligations. ([sccl.nhs.uk](https://www.sccl.nhs.uk/wp-content/uploads/2023/xx.xx/Maintenance-Appendix-xx.xx-Framework-Specification.pdf))
- Evidence informing base-year allocation inputs; displayed values and growth are calculated: Collaborative cover explicitly divides work between buyer and supplier. ([sccl.nhs.uk](https://www.sccl.nhs.uk/wp-content/uploads/2023/xx.xx/Maintenance-Appendix-xx.xx-Framework-Specification.pdf))
- Evidence informing forecast-year allocation inputs; displayed values and growth are calculated: Collaborative cover explicitly divides work between buyer and supplier. ([sccl.nhs.uk](https://www.sccl.nhs.uk/wp-content/uploads/2023/xx.xx/Maintenance-Appendix-xx.xx-Framework-Specification.pdf))

12. What's Included in Preventative Maintenance?

- Evidence informing base-year allocation inputs; displayed values and growth are calculated: Published PM-only monthly prices provide annualized narrow-service monetary anchors; they are not full-contract prices. ([blockimaging.com](https://www.blockimaging.com/blog/bid/xx.xx/what-s-included-in-imaging-equipment-preventative-maintenance-really))
- Evidence informing forecast-year allocation inputs; displayed values and growth are calculated: Published PM-only monthly prices provide annualized narrow-service monetary anchors; they are not full-contract prices. ([blockimaging.com](https://www.blockimaging.com/blog/bid/xx.xx/what-s-included-in-imaging-equipment-preventative-maintenance-really))
- Evidence informing base-year allocation inputs; displayed values and growth are calculated: Separately offered PM-only pricing constrains the relative-payment assumption for narrower coverage. ([blockimaging.com](https://www.blockimaging.com/blog/bid/xx.xx/what-s-included-in-imaging-equipment-preventative-maintenance-really))
- Evidence informing forecast-year allocation inputs; displayed values and growth are calculated: Separately offered PM-only pricing constrains the relative-payment assumption for narrower coverage. ([blockimaging.com](https://www.blockimaging.com/blog/bid/xx.xx/what-s-included-in-imaging-equipment-preventative-maintenance-really))

13. X-ray equipment performance surveys
    - Evidence informing base-year allocation inputs; displayed values and growth are calculated: A public healthcare provider separately offers equipment-performance surveys, corroborating an assessment deliverable without measuring its market share. ([uhb.nhs.uk](https://www.uhb.nhs.uk/services/radiation-protection/x-ray-equipment-performance-surveys/))
    - Evidence informing forecast-year allocation inputs; displayed values and growth are calculated: A public healthcare provider separately offers equipment-performance surveys, corroborating an assessment deliverable without measuring its market share. ([uhb.nhs.uk](https://www.uhb.nhs.uk/services/radiation-protection/x-ray-equipment-performance-surveys/))
14. High-Tech Medical Equipment: VA Has Opportunities to Improve Its Acquisition of Maintenance Services
    - Evidence informing base-year allocation inputs; displayed values and growth are calculated: Procurement-selected imaging service obligations and access constraints provide an OEM-retention counterweight, not a global maintenance share. ([gao.gov](https://www.gao.gov/assets/gao-xx.xx-xx.xx.pdf))
    - Evidence informing forecast-year allocation inputs; displayed values and growth are calculated: Procurement-selected imaging service obligations and access constraints provide an OEM-retention counterweight, not a global maintenance share. ([gao.gov](https://www.gao.gov/assets/gao-xx.xx-xx.xx.pdf))
    - Evidence informing base-year allocation inputs; displayed values and growth are calculated: Bounded third-party access-delay examples qualify frictionless substitution assumptions without establishing universal unsuitability. ([gao.gov](https://www.gao.gov/assets/gao-xx.xx-xx.xx.pdf))
    - Evidence informing forecast-year allocation inputs; displayed values and growth are calculated: Bounded third-party access-delay examples qualify frictionless substitution assumptions without establishing universal unsuitability. ([gao.gov](https://www.gao.gov/assets/gao-xx.xx-xx.xx.pdf))
    - Evidence informing base-year allocation inputs; displayed values and growth are calculated: Inspected route counts include xx.xx standalone contracts; the selected federal sample is adjusted rather than treated as Global spending prevalence.
    - Evidence informing forecast-year allocation inputs; displayed values and growth are calculated: Inspected route counts include xx.xx standalone contracts; the selected federal sample is adjusted rather than treated as Global spending prevalence.
    - Evidence informing base-year allocation inputs; displayed values and growth are calculated: Forty-two HTME and four Federal Supply Schedule orders supply the identifiable agreement-order count for a modeled relative-value bridge.
    - Evidence informing forecast-year allocation inputs; displayed values and growth are calculated: Forty-two HTME and four Federal Supply Schedule orders supply the identifiable agreement-order count for a modeled relative-value bridge.
15. Transcript: Final Guidance: Remanufacturing of Medical Devices, September 10, 2024
    - Evidence informing base-year allocation inputs; displayed values and growth are calculated: Manufacturer and third-party servicing roles depend on the particular device, supporting asset-specific attribution. ([fda.gov](https://www.fda.gov/media/xx.xx/download?attachment=))
    - Evidence informing forecast-year allocation inputs; displayed values and growth are calculated: Manufacturer and third-party servicing roles depend on the particular device, supporting asset-specific attribution. ([fda.gov](https://www.fda.gov/media/xx.xx/download?attachment=))
    - Evidence informing base-year allocation inputs; displayed values and growth are calculated: An OEM can service another entity's device as a third-party servicer. ([fda.gov](https://www.fda.gov/media/xx.xx/download?attachment=))
    - Evidence informing forecast-year allocation inputs; displayed values and growth are calculated: An OEM can service another entity's device as a third-party servicer. ([fda.gov](https://www.fda.gov/media/xx.xx/download?attachment=))

16. Multi-vendor services
    - Evidence informing base-year allocation inputs; displayed values and growth are calculated: The advertised Philips and non-Philips service scope demonstrates why corporate identity alone cannot establish OEM attribution.
    ([usa.philips.com](https://www.usa.philips.com/healthcare/service/healthcare-multi-vendor-services))
    - Evidence informing forecast-year allocation inputs; displayed values and growth are calculated: The advertised Philips and non-Philips service scope demonstrates why corporate identity alone cannot establish OEM attribution.
    ([usa.philips.com](https://www.usa.philips.com/healthcare/service/healthcare-multi-vendor-services))
    - Evidence informing base-year allocation inputs; displayed values and growth are calculated: Non-Philips equipment servicing establishes a commercial cross-manufacturer role, not its revenue proportion.
    ([usa.philips.com](https://www.usa.philips.com/healthcare/service/healthcare-multi-vendor-services))
    - Evidence informing forecast-year allocation inputs; displayed values and growth are calculated: Non-Philips equipment servicing establishes a commercial cross-manufacturer role, not its revenue proportion.
    ([usa.philips.com](https://www.usa.philips.com/healthcare/service/healthcare-multi-vendor-services))
    - Evidence informing base-year allocation inputs; displayed values and growth are calculated: Consolidated support for Philips and non-Philips equipment establishes agreement-level multi-vendor coverage; staffing scale and parts access do not measure penetration.
    - Evidence informing forecast-year allocation inputs; displayed values and growth are calculated: Consolidated support for Philips and non-Philips equipment establishes agreement-level multi-vendor coverage; staffing scale and parts access do not measure penetration.
17. San Bernardino County - File 11902: Asset Management Agreement with Renovo Solutions LLC for Maintenance Services
    - Evidence informing base-year allocation inputs; displayed values and growth are calculated: The approved 2025 three-year, xx.xx-asset agreement supplies a monetary third-party purchasing counterexample; approved value is not realized annual revenue.
    ([sanbernardino.legistar.com](https://sanbernardino.legistar.com/LegislationDetail.aspx?GUID=06EA5122-33FD-472E-B939-A8FA6E015FEB&ID=xx.xx&Options=&Search=))
    - Evidence informing forecast-year allocation inputs; displayed values and growth are calculated: The approved 2025 three-year, xx.xx-asset agreement supplies a monetary third-party purchasing counterexample; approved value is not realized annual revenue.
    ([sanbernardino.legistar.com](https://sanbernardino.legistar.com/LegislationDetail.aspx?GUID=06EA5122-33FD-472E-B939-A8FA6E015FEB&ID=xx.xx&Options=&Search=))
    - Evidence informing base-year allocation inputs; displayed values and growth are calculated: The public agreement combines scheduled maintenance, repairs and parts, supporting combined purchased obligations.
    ([sanbernardino.legistar.com](https://sanbernardino.legistar.com/LegislationDetail.aspx?GUID=06EA5122-33FD-472E-B939-A8FA6E015FEB&ID=xx.xx&Options=&Search=))
    - Evidence informing forecast-year allocation inputs; displayed values and growth are calculated: The public agreement combines scheduled maintenance, repairs and parts, supporting combined purchased obligations.
    ([sanbernardino.legistar.com](https://sanbernardino.legistar.com/LegislationDetail.aspx?GUID=06EA5122-33FD-472E-B939-A8FA6E015FEB&ID=xx.xx&Options=&Search=))
18. Radiation Protection in Newer Medical Imaging Techniques: PET/CT - Safety Reports Series No. 58
    - Evidence informing forecast-year allocation inputs; displayed values and growth are calculated: The 2008 commercial equipment-sales discussion supports historical standalone-to-hybrid substitution, not a current maintenance share or retirement rate.
    ([www-pub.iaea.org](https://www-pub.iaea.org/MTCD/Publications/PDF/pub1343_web.pdf))
    - Evidence informing forecast-year allocation inputs; displayed values and growth are calculated: Historical PET/CT equipment adoption supplies a directional substitution premise, not contemporary service revenue.
    ([www-pub.iaea.org](https://www-pub.iaea.org/MTCD/Publications/PDF/pub1343_web.pdf))

19. Nexaris-At the nexus of treatment innovation

    · Evidence informing base-year allocation inputs; displayed values and growth are calculated: Named Angio-CT and Angio-MR-CT offerings corroborate integrated interventional configurations, not their maintenance terms, installed count or revenue. ([siemens-healthineers.com](https://www.siemens-healthineers.com/angio/nexaris-therapy-suites))

    · Evidence informing forecast-year allocation inputs; displayed values and growth are calculated: Named Angio-CT and Angio-MR-CT offerings corroborate integrated interventional configurations, not their maintenance terms, installed count or revenue. ([siemens-healthineers.com](https://www.siemens-healthineers.com/angio/nexaris-therapy-suites))

20. Development of Applications for the Elmammo Avant Class Dedicated Breast PET System

    · Evidence informing base-year allocation inputs; displayed values and growth are calculated: Ten dedicated-PET installations reported by August 2017 establish dated niche commercial activity, not current worldwide stock. ([shimadzu.com](https://www.shimadzu.com/about/magazine/tec_news/srv74_12/report08.html))

    · Evidence informing forecast-year allocation inputs; displayed values and growth are calculated: Ten dedicated-PET installations reported by August 2017 establish dated niche commercial activity, not current worldwide stock. ([shimadzu.com](https://www.shimadzu.com/about/magazine/tec_news/srv74_12/report08.html))

21. Release of High-Resolution PET System PositView Utilizing High Resolution to Support Research and Development into Diagnosis and Early Treatment for Dementia

    · Evidence informing base-year allocation inputs; displayed values and growth are calculated: The July xx.xx 2025 U.S. marketing announcement provides counterevidence to treating all standalone PET activity as declining legacy systems; maintenance adoption remains unmeasured. ([shimadzu-usa.com](https://www.shimadzu-usa.com/news/2025/2025jul25.html))

    · Evidence informing forecast-year allocation inputs; displayed values and growth are calculated: The July xx.xx 2025 U.S. marketing announcement provides counterevidence to treating all standalone PET activity as declining legacy systems; maintenance adoption remains unmeasured. ([shimadzu-usa.com](https://www.shimadzu-usa.com/news/2025/2025jul25.html))

22. DIrectory of RAdiotherapy Centres (DIRAC)

    · Evidence informing base-year allocation inputs; displayed values and growth are calculated: Current registry footprint exceeds xx.xx radiotherapy centres; this constrains the assumed treatment-planning customer pool but does not report 2025 simulator stocks or maintenance revenue.

    · Evidence informing forecast-year allocation inputs; displayed values and growth are calculated: Current registry footprint exceeds xx.xx radiotherapy centres; this constrains the assumed treatment-planning customer pool but does not report 2025 simulator stocks or maintenance revenue.

23. Maintenance of the Somatom Definition AS CT simulator from Siemens

    · Evidence informing forecast-year allocation inputs; displayed values and growth are calculated: CT-simulator maintenance was awarded September xx.xx 2026 for EUR xx.xx. Unknown contract duration prevents conversion into annual spending; the award supports a distinct purchased planning-asset obligation.

24. Canadian Medical Imaging Inventory 2022-2023: Provincial and Territorial Overview
    - Evidence informing base-year allocation inputs; displayed values and growth are calculated: Reported hospital and private-facility site types constrain buyer attribution, with explicit regional and classification limitations.
    - Evidence informing forecast-year allocation inputs; displayed values and growth are calculated: Reported hospital and private-facility site types constrain buyer attribution, with explicit regional and classification limitations.
    - Evidence informing base-year allocation inputs; displayed values and growth are calculated: Private-site participation supplies an outpatient calibration lead; private ownership is not equated automatically with imaging-centre status.
    - Evidence informing forecast-year allocation inputs; displayed values and growth are calculated: Private-site participation supplies an outpatient calibration lead; private ownership is not equated automatically with imaging-centre status.
    - Evidence informing base-year allocation inputs; displayed values and growth are calculated: Modality-specific 2022-2023 age distributions supply observed inputs to the explicitly assumed age-to-support-endpoint bridge.
    - Evidence informing forecast-year allocation inputs; displayed values and growth are calculated: Modality-specific 2022-2023 age distributions supply observed inputs to the explicitly assumed age-to-support-endpoint bridge.
    - Evidence informing base-year allocation inputs; displayed values and growth are calculated: Older-equipment distributions constrain the beyond-support model but do not directly measure manufacturer support withdrawal.
    - Evidence informing forecast-year allocation inputs; displayed values and growth are calculated: Older-equipment distributions constrain the beyond-support model but do not directly measure manufacturer support withdrawal.
25. MLN909060 - Independent Diagnostic Testing Facility, February 2026
    - Evidence informing forecast-year allocation inputs; displayed values and growth are calculated: Official mobile-IDTF distinctions separate clinical operators from equipment/personnel leasing and establish a maintenance responsibility, not an outsourcing percentage.
26. Maintenance service agreements
    - Evidence informing base-year allocation inputs; displayed values and growth are calculated: Approximately xx.xx% remotely resolved corrective cases constrain channel assumptions but cannot be substituted for remote-only spending.
    - Evidence informing forecast-year allocation inputs; displayed values and growth are calculated: Approximately xx.xx% remotely resolved corrective cases constrain channel assumptions but cannot be substituted for remote-only spending.
    - Evidence informing base-year allocation inputs; displayed values and growth are calculated: RightFit combines field and remote expertise under customizable agreements, supporting an inseparable integrated-obligation category.
    - Evidence informing forecast-year allocation inputs; displayed values and growth are calculated: RightFit combines field and remote expertise under customizable agreements, supporting an inseparable integrated-obligation category.
    - Evidence informing base-year allocation inputs; displayed values and growth are calculated: Field-engineer access remains part of the commercial offering; remote resolution does not eliminate purchased attendance obligations.
    - Evidence informing forecast-year allocation inputs; displayed values and growth are calculated: Field-engineer access remains part of the commercial offering; remote resolution does not eliminate purchased attendance obligations.

27. Portable Ultrasound Repair Depot
    - Evidence informing base-year allocation inputs; displayed values and growth are calculated: Accepted portable ultrasound systems are repaired at a service centre, supporting a system-level depot channel with eligibility and repaired-portion limits.
    - Evidence informing forecast-year allocation inputs; displayed values and growth are calculated: Accepted portable ultrasound systems are repaired at a service centre, supporting a system-level depot channel with eligibility and repaired-portion limits.
    - Evidence informing base-year allocation inputs; displayed values and growth are calculated: Flat-rate repair for eligible jobs establishes event-specific pricing, while excluded cases receive alternative quotations; adoption is not disclosed.
    - Evidence informing forecast-year allocation inputs; displayed values and growth are calculated: Flat-rate repair for eligible jobs establishes event-specific pricing, while excluded cases receive alternative quotations; adoption is not disclosed.
28. Managed Neutral Vendor Services
    - Evidence informing forecast-year allocation inputs; displayed values and growth are calculated: The managed framework runs January xx.xx 2026-January xx.xx 2030 and requires mini-competition. It supports route availability, not realized maintenance revenue or guaranteed continuation to 2032.
29. TruPay - GE HealthCare commercial brochure
    - Evidence informing base-year allocation inputs; displayed values and growth are calculated: The official brochure has a fixed first-xx.xx-patient price plus further usage slabs, supporting minimum-plus-variable classification when both components apply.
    - Evidence informing forecast-year allocation inputs; displayed values and growth are calculated: The official brochure has a fixed first-xx.xx-patient price plus further usage slabs, supporting minimum-plus-variable classification when both components apply.
    - Evidence informing base-year allocation inputs; displayed values and growth are calculated: The explicit minimum payment constrains the pure Usage-Based Fees numerator; a pay-per-use promotional label does not independently establish variable-only billing.
    - Evidence informing forecast-year allocation inputs; displayed values and growth are calculated: The explicit minimum payment constrains the pure Usage-Based Fees numerator; a pay-per-use promotional label does not independently establish variable-only billing.
30. Flexible Multi-Vendor Medical Imaging Equipment Service
    - Evidence informing base-year allocation inputs; displayed values and growth are calculated: A disclosed Time & Materials option supports a separate input-charged commercial route without reporting realized revenue or exact customer terms.
    - Evidence informing forecast-year allocation inputs; displayed values and growth are calculated: A disclosed Time & Materials option supports a separate input-charged commercial route without reporting realized revenue or exact customer terms.
    - Evidence informing base-year allocation inputs; displayed values and growth are calculated: Advertised post-OEM-support service corroborates continuing commercial participation beyond manufacturer support, but not universal model eligibility.
    - Evidence informing forecast-year allocation inputs; displayed values and growth are calculated: Advertised post-OEM-support service corroborates continuing commercial participation beyond manufacturer support, but not universal model eligibility.

18.5. Middle East

Table 243. Middle East Medical Imaging Equipment Maintenance Services Market, by Country growth contribution, 2025-2032

Category	2025 value (USD Million)	2032 value (USD Million)	Added value (USD Million)	2025 share (%)	2032 share (%)	Change (pp)	Growth share (%)	CAGR (%)
Israel	xx.xx	xx.xx	xx.xx	xx.xx	xx.xx	xx.xx	xx.xx	xx.xx
Qatar	xx.xx	xx.xx	xx.xx	xx.xx	xx.xx	xx.xx	xx.xx	xx.xx
Saudi Arabia	xx.xx	xx.xx	xx.xx	xx.xx	xx.xx	xx.xx	xx.xx	xx.xx
Turkey	xx.xx	xx.xx	xx.xx	xx.xx	xx.xx	xx.xx	xx.xx	xx.xx
Unallocated / remaining scope	xx.xx	xx.xx	xx.xx	xx.xx	xx.xx	xx.xx	xx.xx	xx.xx
United Arab Emirates	xx.xx	xx.xx	xx.xx	xx.xx	xx.xx	xx.xx	xx.xx	xx.xx
Scope total	**xx.xx**	**xx.xx**	**xx.xx**	**xx.xx**	**xx.xx**	**xx.xx**	**xx.xx**	**xx.xx**

Table 244. Middle East Medical Imaging Equipment Maintenance Services Market Size, by Region, 2017-2040 (USD Million)

Region	2017	2024	2025	2026	2027	2032	2040	CAGR (%)
Israel	xx.xx	xx.xx	xx.xx	xx.xx	xx.xx	xx.xx	xx.xx	xx.xx
Qatar	xx.xx	xx.xx	xx.xx	xx.xx	xx.xx	xx.xx	xx.xx	xx.xx
Saudi Arabia	xx.xx	xx.xx	xx.xx	xx.xx	xx.xx	xx.xx	xx.xx	xx.xx
Turkey	xx.xx	xx.xx	xx.xx	xx.xx	xx.xx	xx.xx	xx.xx	xx.xx
United Arab Emirates	xx.xx	xx.xx	xx.xx	xx.xx	xx.xx	xx.xx	xx.xx	xx.xx
Others	xx.xx	xx.xx	xx.xx	xx.xx	xx.xx	xx.xx	xx.xx	xx.xx
Total	**xx.xx**	**xx.xx**	**xx.xx**	**xx.xx**	**xx.xx**	**xx.xx**	**xx.xx**	**xx.xx**

Table 245. Middle East Medical Imaging Equipment Maintenance Services Market Size, by Maintenance Function, 2017-2040 (USD Million)

Maintenance Function	2017	2024	2025	2026	2027	2032	2040	CAGR (%)
Combined Preventive and Corrective Maintenance	xx.xx	xx.xx	xx.xx	xx.xx	xx.xx	xx.xx	xx.xx	xx.xx
Corrective Maintenance	xx.xx	xx.xx	xx.xx	xx.xx	xx.xx	xx.xx	xx.xx	xx.xx
Inspection and Verification	xx.xx	xx.xx	xx.xx	xx.xx	xx.xx	xx.xx	xx.xx	xx.xx
Preventive Maintenance	xx.xx	xx.xx	xx.xx	xx.xx	xx.xx	xx.xx	xx.xx	xx.xx
Total	**xx.xx**	**xx.xx**	**xx.xx**	**xx.xx**	**xx.xx**	**xx.xx**	**xx.xx**	**xx.xx**

Table 246. Middle East Medical Imaging Equipment Maintenance Services Market Size, by Imaging Modality, 2017-2040 (USD Million)

Imaging Modality	2017	2024	2025	2026	2027	2032	2040	CAGR (%)
Bone Densitometry	xx.xx	xx.xx	xx.xx	xx.xx	xx.xx	xx.xx	xx.xx	xx.xx
Computed Tomography	xx.xx	xx.xx	xx.xx	xx.xx	xx.xx	xx.xx	xx.xx	xx.xx
Dental Radiology	xx.xx	xx.xx	xx.xx	xx.xx	xx.xx	xx.xx	xx.xx	xx.xx
Fluoroscopy and Angiography	xx.xx	xx.xx	xx.xx	xx.xx	xx.xx	xx.xx	xx.xx	xx.xx
General Radiography	xx.xx	xx.xx	xx.xx	xx.xx	xx.xx	xx.xx	xx.xx	xx.xx
Hybrid Imaging	xx.xx	xx.xx	xx.xx	xx.xx	xx.xx	xx.xx	xx.xx	xx.xx
Magnetic Resonance Imaging	xx.xx	xx.xx	xx.xx	xx.xx	xx.xx	xx.xx	xx.xx	xx.xx
Mammography	xx.xx	xx.xx	xx.xx	xx.xx	xx.xx	xx.xx	xx.xx	xx.xx
Nuclear Medicine Imaging	xx.xx	xx.xx	xx.xx	xx.xx	xx.xx	xx.xx	xx.xx	xx.xx
Ultrasound	xx.xx	xx.xx	xx.xx	xx.xx	xx.xx	xx.xx	xx.xx	xx.xx
Total	**xx.xx**	**xx.xx**	**xx.xx**	**xx.xx**	**xx.xx**	**xx.xx**	**xx.xx**	**xx.xx**

Table 247. Middle East Medical Imaging Equipment Maintenance Services Market Size, by Hybrid Imaging, 2017-2040 (USD Million)

Hybrid Imaging	2017	2024	2025	2026	2027	2032	2040	CAGR (%)
Hybrid Interventional Imaging	xx.xx	xx.xx	xx.xx	xx.xx	xx.xx	xx.xx	xx.xx	xx.xx
PET/CT	xx.xx	xx.xx	xx.xx	xx.xx	xx.xx	xx.xx	xx.xx	xx.xx
PET/MRI	xx.xx	xx.xx	xx.xx	xx.xx	xx.xx	xx.xx	xx.xx	xx.xx
SPECT/CT	xx.xx	xx.xx	xx.xx	xx.xx	xx.xx	xx.xx	xx.xx	xx.xx
Total	**xx.xx**	**xx.xx**	**xx.xx**	**xx.xx**	**xx.xx**	**xx.xx**	**xx.xx**	**xx.xx**

Table 248. Middle East Medical Imaging Equipment Maintenance Services Market Size, by Nuclear Medicine Imaging, 2017-2040 (USD Million)

Nuclear Medicine Imaging	2017	2024	2025	2026	2027	2032	2040	CAGR (%)
Gamma Camera and SPECT Imaging	xx.xx	xx.xx	xx.xx	xx.xx	xx.xx	xx.xx	xx.xx	xx.xx
Standalone PET Imaging	xx.xx	xx.xx	xx.xx	xx.xx	xx.xx	xx.xx	xx.xx	xx.xx
Total	**xx.xx**	**xx.xx**	**xx.xx**	**xx.xx**	**xx.xx**	**xx.xx**	**xx.xx**	**xx.xx**

Table 249. Middle East Medical Imaging Equipment Maintenance Services Market Size, by Clinical Use, 2017-2040 (USD Million)

Clinical Use	2017	2024	2025	2026	2027	2032	2040	CAGR (%)
Diagnostic and Screening Imaging	xx.xx	xx.xx	xx.xx	xx.xx	xx.xx	xx.xx	xx.xx	xx.xx
Image-Guided Intervention	xx.xx	xx.xx	xx.xx	xx.xx	xx.xx	xx.xx	xx.xx	xx.xx
Shared-Use Imaging	xx.xx	xx.xx	xx.xx	xx.xx	xx.xx	xx.xx	xx.xx	xx.xx
Treatment-Planning Imaging	xx.xx	xx.xx	xx.xx	xx.xx	xx.xx	xx.xx	xx.xx	xx.xx
Total	**xx.xx**	**xx.xx**	**xx.xx**	**xx.xx**	**xx.xx**	**xx.xx**	**xx.xx**	**xx.xx**

Table 250. Middle East Medical Imaging Equipment Maintenance Services Market Size, by End User, 2017-2040 (USD Million)

End User	2017	2024	2025	2026	2027	2032	2040	CAGR (%)
Ambulatory Care Centers	xx.xx	xx.xx	xx.xx	xx.xx	xx.xx	xx.xx	xx.xx	xx.xx
Dental Practices	xx.xx	xx.xx	xx.xx	xx.xx	xx.xx	xx.xx	xx.xx	xx.xx
Diagnostic Imaging Centers	xx.xx	xx.xx	xx.xx	xx.xx	xx.xx	xx.xx	xx.xx	xx.xx
Hospitals	xx.xx	xx.xx	xx.xx	xx.xx	xx.xx	xx.xx	xx.xx	xx.xx
Medical and Allied Health Practices	xx.xx	xx.xx	xx.xx	xx.xx	xx.xx	xx.xx	xx.xx	xx.xx
Mobile Imaging Operators	xx.xx	xx.xx	xx.xx	xx.xx	xx.xx	xx.xx	xx.xx	xx.xx
Total	**xx.xx**	**xx.xx**	**xx.xx**	**xx.xx**	**xx.xx**	**xx.xx**	**xx.xx**	**xx.xx**

Table 251. Middle East Medical Imaging Equipment Maintenance Services Market Size, by Service Delivery, 2017-2040 (USD Million)

Service Delivery	2017	2024	2025	2026	2027	2032	2040	CAGR (%)
Depot Repair	xx.xx	xx.xx	xx.xx	xx.xx	xx.xx	xx.xx	xx.xx	xx.xx
Integrated Service Delivery	xx.xx	xx.xx	xx.xx	xx.xx	xx.xx	xx.xx	xx.xx	xx.xx
On-Site Service	xx.xx	xx.xx	xx.xx	xx.xx	xx.xx	xx.xx	xx.xx	xx.xx
Remote Service	xx.xx	xx.xx	xx.xx	xx.xx	xx.xx	xx.xx	xx.xx	xx.xx
Total	**xx.xx**	**xx.xx**	**xx.xx**	**xx.xx**	**xx.xx**	**xx.xx**	**xx.xx**	**xx.xx**

Table 252. Middle East Medical Imaging Equipment Maintenance Services Market Size, by Procurement Route, 2017-2040 (USD Million)

Procurement Route	2017	2024	2025	2026	2027	2032	2040	CAGR (%)
Framework and Master-Agreement Orders	xx.xx	xx.xx	xx.xx	xx.xx	xx.xx	xx.xx	xx.xx	xx.xx
Standalone Procurement	xx.xx	xx.xx	xx.xx	xx.xx	xx.xx	xx.xx	xx.xx	xx.xx
Total	**xx.xx**	**xx.xx**	**xx.xx**	**xx.xx**	**xx.xx**	**xx.xx**	**xx.xx**	**xx.xx**

Table 253. Middle East Medical Imaging Equipment Maintenance Services Market Size, by Service Provider Relationship, 2017-2040 (USD Million)

Service Provider Relationship	2017	2024	2025	2026	2027	2032	2040	CAGR (%)
Manufacturer-Provided Service	xx.xx	xx.xx	xx.xx	xx.xx	xx.xx	xx.xx	xx.xx	xx.xx
Third-Party Service	xx.xx	xx.xx	xx.xx	xx.xx	xx.xx	xx.xx	xx.xx	xx.xx
Total	**xx.xx**	**xx.xx**	**xx.xx**	**xx.xx**	**xx.xx**	**xx.xx**	**xx.xx**	**xx.xx**

Table 254. Middle East Medical Imaging Equipment Maintenance Services Market Size, by Contract Coverage, 2017-2040 (USD Million)

Contract Coverage	2017	2024	2025	2026	2027	2032	2040	CAGR (%)
Event-Specific Service	xx.xx	xx.xx	xx.xx	xx.xx	xx.xx	xx.xx	xx.xx	xx.xx
Full-Service Coverage	xx.xx	xx.xx	xx.xx	xx.xx	xx.xx	xx.xx	xx.xx	xx.xx
Limited-Service Coverage	xx.xx	xx.xx	xx.xx	xx.xx	xx.xx	xx.xx	xx.xx	xx.xx
Shared Maintenance Coverage	xx.xx	xx.xx	xx.xx	xx.xx	xx.xx	xx.xx	xx.xx	xx.xx
Total	**xx.xx**	**xx.xx**	**xx.xx**	**xx.xx**	**xx.xx**	**xx.xx**	**xx.xx**	**xx.xx**

Table 255. Middle East Medical Imaging Equipment Maintenance Services Market Size, by Pricing Model, 2017-2040 (USD Million)

Pricing Model	2017	2024	2025	2026	2027	2032	2040	CAGR (%)
Fixed Per-Event Fees	xx.xx	xx.xx	xx.xx	xx.xx	xx.xx	xx.xx	xx.xx	xx.xx
Fixed Periodic Fees	xx.xx	xx.xx	xx.xx	xx.xx	xx.xx	xx.xx	xx.xx	xx.xx
Hybrid Pricing	xx.xx	xx.xx	xx.xx	xx.xx	xx.xx	xx.xx	xx.xx	xx.xx
Time-and-Materials Pricing	xx.xx	xx.xx	xx.xx	xx.xx	xx.xx	xx.xx	xx.xx	xx.xx
Usage-Based Fees	xx.xx	xx.xx	xx.xx	xx.xx	xx.xx	xx.xx	xx.xx	xx.xx
Total	**xx.xx**	**xx.xx**	**xx.xx**	**xx.xx**	**xx.xx**	**xx.xx**	**xx.xx**	**xx.xx**

Table 256. Middle East Medical Imaging Equipment Maintenance Services Market Size, by Vendor Scope, 2017-2040 (USD Million)

Vendor Scope	2017	2024	2025	2026	2027	2032	2040	CAGR (%)
Multi-Vendor Coverage	xx.xx	xx.xx	xx.xx	xx.xx	xx.xx	xx.xx	xx.xx	xx.xx
Single-Vendor Coverage	xx.xx	xx.xx	xx.xx	xx.xx	xx.xx	xx.xx	xx.xx	xx.xx
Total	**xx.xx**	**xx.xx**	**xx.xx**	**xx.xx**	**xx.xx**	**xx.xx**	**xx.xx**	**xx.xx**

Table 257. Middle East Medical Imaging Equipment Maintenance Services Market Size, by Equipment Support Lifecycle, 2017-2040 (USD Million)

Equipment Support Lifecycle	2017	2024	2025	2026	2027	2032	2040	CAGR (%)
Beyond Manufacturer Support	xx.xx	xx.xx	xx.xx	xx.xx	xx.xx	xx.xx	xx.xx	xx.xx
Within Manufacturer Support	xx.xx	xx.xx	xx.xx	xx.xx	xx.xx	xx.xx	xx.xx	xx.xx
Total	**xx.xx**	**xx.xx**	**xx.xx**	**xx.xx**	**xx.xx**	**xx.xx**	**xx.xx**	**xx.xx**

Sources & Evidence

1. GE HealthCare Technologies Inc. - 2025 Form 10-K
   - Evidence informing the 2023 market-value input; displayed series and growth include calculations: Reported services revenue of USD xx.xx supplies a historical commercial-activity proxy; it is broader than imaging maintenance.
   - Evidence informing the 2024 market-value input; displayed series and growth include calculations: Reported services revenue of USD xx.xx supplies the comparable historical proxy.
   - Evidence informing base-year allocation inputs; displayed values and growth are calculated: EMEA commercial-scale cross-check.
   - Evidence informing forecast-year allocation inputs; displayed values and growth are calculated: EMEA commercial-scale cross-check.
2. GE HealthCare Technologies Inc. - 2022 Form 10-K
   - Evidence informing the 2020 market-value input; displayed series and growth include calculations: Services revenue of USD xx.xx anchors the high-cost equipment cohort's historical activity index.
   - Evidence informing the 2021 market-value input; displayed series and growth include calculations: Services revenue of USD xx.xx supplies the comparable activity index.
   - Evidence informing the 2022 market-value input; displayed series and growth include calculations: Services revenue of USD xx.xx supplies the activity index. The filing attributes the services decline primarily to unfavorable currency effects.
3. Health at a Glance 2025 - Diagnostic Technologies
   - Evidence informing the 2032 market-value input; displayed series and growth include calculations: Long-run increases in imaging activity support continued equipment demand; examination volumes are not substituted for maintenance revenue.
   - Evidence informing the 2040 market-value input; displayed series and growth include calculations: The observed country variation and incomplete coverage constrain long-run stock-growth assumptions and prohibit uniform worldwide density extrapolation.

4. OnWatch Predict
   - Evidence informing the 2032 market-value input; displayed series and growth include calculations: Conditional reported benefits support considering a service-efficiency counterforce, not applying downtime reductions directly to service revenue.
   - Evidence informing the 2040 market-value input; displayed series and growth include calculations: The offering supports retaining human and component fulfillment costs in the long-run forecast; it does not establish autonomous servicing or engineer replacement.
5. Unite In-House Service Solutions
   - Evidence informing the 2032 market-value input; displayed series and growth include calculations: The retained-labor boundary supports the modeled purchased-scope counterforce, without measuring future adoption.
   - Evidence informing the 2040 market-value input; displayed series and growth include calculations: The offering supports maintaining a distinction between installed equipment obligations and externally purchased service expenditure.
   - Evidence informing base-year allocation inputs; displayed values and growth are calculated: The offering excludes included onsite and planned-maintenance labor, supporting retained-work and purchased-payment distinctions, not observed adoption.
([gehealthcare.com](https://www.gehealthcare.com/en/services/unite-in-house))
   - Evidence informing forecast-year allocation inputs; displayed values and growth are calculated: The offering excludes included onsite and planned-maintenance labor, supporting retained-work and purchased-payment distinctions, not observed adoption.
([gehealthcare.com](https://www.gehealthcare.com/en/services/unite-in-house))
   - Evidence informing base-year allocation inputs; displayed values and growth are calculated: The published xx.xx% remote fix rate is a case-resolution observation, not remote-only revenue. Separately billed on-site labor supports the responsibility distinction.
   - Evidence informing forecast-year allocation inputs; displayed values and growth are calculated: The published xx.xx% remote fix rate is a case-resolution observation, not remote-only revenue. Separately billed on-site labor supports the responsibility distinction.
   - Evidence informing base-year allocation inputs; displayed values and growth are calculated: Excluded on-site and planned-maintenance labor prevents interpreting every remote-support plan as inclusive integrated fulfillment.
   - Evidence informing forecast-year allocation inputs; displayed values and growth are calculated: Excluded on-site and planned-maintenance labor prevents interpreting every remote-support plan as inclusive integrated fulfillment.
   - Evidence informing base-year allocation inputs; displayed values and growth are calculated: Periodic support with additional billed labor or parts supports mixed payment components rather than universal fixed full coverage.
   - Evidence informing forecast-year allocation inputs; displayed values and growth are calculated: Periodic support with additional billed labor or parts supports mixed payment components rather than universal fixed full coverage.
   - Evidence informing base-year allocation inputs; displayed values and growth are calculated: Enterprise offerings covering GE HealthCare assets establish an own-brand agreement example without measuring its market penetration.
   - Evidence informing forecast-year allocation inputs; displayed values and growth are calculated: Enterprise offerings covering GE HealthCare assets establish an own-brand agreement example without measuring its market penetration.

6. Philips Standard Terms and Conditions of Service, Revision 23, April 2024
   - Evidence informing the 2032 market-value input; displayed series and growth include calculations: Published lifecycle terms condition post-End-of-Life repair on parts and trained-personnel availability and remove the earlier uptime guarantee. These constrain assumed indefinite support extension.
   - Evidence informing the 2040 market-value input; displayed series and growth include calculations: The lifecycle conditions support including retirement and support limitations in long-run growth assumptions, but do not establish a dated global withdrawal event.
   - Evidence informing base-year allocation inputs; displayed values and growth are calculated: Post-End-of-Life obligations change materially, supporting a declared-support endpoint rather than an automatic equipment-age threshold.
   - Evidence informing forecast-year allocation inputs; displayed values and growth are calculated: Post-End-of-Life obligations change materially, supporting a declared-support endpoint rather than an automatic equipment-age threshold.
   - Evidence informing base-year allocation inputs; displayed values and growth are calculated: Post-endpoint repair depends on parts and trained-personnel availability without the earlier uptime guarantee; continuing service is conditional, not indefinite.
   - Evidence informing forecast-year allocation inputs; displayed values and growth are calculated: Post-endpoint repair depends on parts and trained-personnel availability without the earlier uptime guarantee; continuing service is conditional, not indefinite.
7. Health at a Glance 2025 - Diagnostic Technologies
   - Evidence informing base-year allocation inputs; displayed values and growth are calculated: Imaging-stock comparator.
   - Evidence informing forecast-year allocation inputs; displayed values and growth are calculated: Imaging-stock comparator.

8. RadNet, Inc. - 2025 Form 10-K

- Evidence informing base-year allocation inputs; displayed values and growth are calculated: The disclosed X-ray fleet provides a buyer-footprint check, not global maintenance revenue. ([sec.gov](https://www.sec.gov/Archives/edgar/data/xx.xx/xx.xx/rdnt-xx.xx.htm))
- Evidence informing forecast-year allocation inputs; displayed values and growth are calculated: The disclosed X-ray fleet provides a buyer-footprint check, not global maintenance revenue. ([sec.gov](https://www.sec.gov/Archives/edgar/data/xx.xx/xx.xx/rdnt-xx.xx.htm))
- Evidence informing base-year allocation inputs; displayed values and growth are calculated: The disclosed fluoroscopy fleet constrains the outpatient comparator's scope. ([sec.gov](https://www.sec.gov/Archives/edgar/data/xx.xx/xx.xx/rdnt-xx.xx.htm))
- Evidence informing forecast-year allocation inputs; displayed values and growth are calculated: The disclosed fluoroscopy fleet constrains the outpatient comparator's scope. ([sec.gov](https://www.sec.gov/Archives/edgar/data/xx.xx/xx.xx/rdnt-xx.xx.htm))
- Evidence informing base-year allocation inputs; displayed values and growth are calculated: CT fleet changes provide an independent relative-activity check. ([sec.gov](https://www.sec.gov/Archives/edgar/data/xx.xx/xx.xx/rdnt-xx.xx.htm))
- Evidence informing forecast-year allocation inputs; displayed values and growth are calculated: CT fleet changes provide an independent relative-activity check. ([sec.gov](https://www.sec.gov/Archives/edgar/data/xx.xx/xx.xx/rdnt-xx.xx.htm))
- Evidence informing base-year allocation inputs; displayed values and growth are calculated: MRI fleet changes inform a restrained relative-growth assumption. ([sec.gov](https://www.sec.gov/Archives/edgar/data/xx.xx/xx.xx/rdnt-xx.xx.htm))
- Evidence informing forecast-year allocation inputs; displayed values and growth are calculated: MRI fleet changes inform a restrained relative-growth assumption. ([sec.gov](https://www.sec.gov/Archives/edgar/data/xx.xx/xx.xx/rdnt-xx.xx.htm))
- Evidence informing base-year allocation inputs; displayed values and growth are calculated: Ultrasound fleet disclosure supplies a commercial-stock comparator. ([sec.gov](https://www.sec.gov/Archives/edgar/data/xx.xx/xx.xx/rdnt-xx.xx.htm))
- Evidence informing forecast-year allocation inputs; displayed values and growth are calculated: Ultrasound fleet disclosure supplies a commercial-stock comparator. ([sec.gov](https://www.sec.gov/Archives/edgar/data/xx.xx/xx.xx/rdnt-xx.xx.htm))
- Evidence informing base-year allocation inputs; displayed values and growth are calculated: Mammography fleet disclosure supplies a commercial-stock comparator. ([sec.gov](https://www.sec.gov/Archives/edgar/data/xx.xx/xx.xx/rdnt-xx.xx.htm))
- Evidence informing forecast-year allocation inputs; displayed values and growth are calculated: Mammography fleet disclosure supplies a commercial-stock comparator. ([sec.gov](https://www.sec.gov/Archives/edgar/data/xx.xx/xx.xx/rdnt-xx.xx.htm))
- Evidence informing base-year allocation inputs; displayed values and growth are calculated: PET/CT fleet growth provides a differentiated adoption comparator. ([sec.gov](https://www.sec.gov/Archives/edgar/data/xx.xx/xx.xx/rdnt-xx.xx.htm))
- Evidence informing forecast-year allocation inputs; displayed values and growth are calculated: PET/CT fleet growth provides a differentiated adoption comparator. ([sec.gov](https://www.sec.gov/Archives/edgar/data/xx.xx/xx.xx/rdnt-xx.xx.htm))
- Evidence informing base-year allocation inputs; displayed values and growth are calculated: Manufacturer service arrangements corroborate buyer-side participation, without a spending split. ([sec.gov](https://www.sec.gov/Archives/edgar/data/xx.xx/xx.xx/rdnt-xx.xx.htm))
- Evidence informing forecast-year allocation inputs; displayed values and growth are calculated: Manufacturer service arrangements corroborate buyer-side participation, without a spending split. ([sec.gov](https://www.sec.gov/Archives/edgar/data/xx.xx/xx.xx/rdnt-xx.xx.htm))
- Evidence informing base-year allocation inputs; displayed values and growth are calculated: The operator reports external manufacturer-service arrangements and modality fleets. Applying inherited fees produces a modeled fleet-activity index, not observed maintenance expense.
- Evidence informing forecast-year allocation inputs; displayed values and growth are calculated: The operator reports external manufacturer-service arrangements and modality fleets. Applying inherited fees produces a modeled fleet-activity index, not observed maintenance expense.
- Evidence informing base-year allocation inputs; displayed values and growth are calculated: The disclosed outpatient fleet is counterevidence against treating hospital-heavy national samples as universal buyer distributions.
- Evidence informing forecast-year allocation inputs; displayed values and growth are calculated: The disclosed

9. Contracting in Medical Equipment Maintenance Services: An Empirical Investigation
   - Evidence informing base-year allocation inputs; displayed values and growth are calculated: The historical scanner dataset supplies observed plan-selection proportions, not current global value shares. ([business.columbia.edu](https://business.columbia.edu/sites/default/files-efs/pubfiles/xx.xx/besbes_contracting.pdf))
   - Evidence informing forecast-year allocation inputs; displayed values and growth are calculated: The historical scanner dataset supplies observed plan-selection proportions, not current global value shares. ([business.columbia.edu](https://business.columbia.edu/sites/default/files-efs/pubfiles/xx.xx/besbes_contracting.pdf))
   - Evidence informing base-year allocation inputs; displayed values and growth are calculated: Basic and partial plans constrain the narrower-standing-coverage model. ([business.columbia.edu](https://business.columbia.edu/sites/default/files-efs/pubfiles/xx.xx/besbes_contracting.pdf))
   - Evidence informing forecast-year allocation inputs; displayed values and growth are calculated: Basic and partial plans constrain the narrower-standing-coverage model. ([business.columbia.edu](https://business.columbia.edu/sites/default/files-efs/pubfiles/xx.xx/besbes_contracting.pdf))
   - Evidence informing base-year allocation inputs; displayed values and growth are calculated: Preventive obligations coexist with differing repair coverage or charging in the studied plans. ([business.columbia.edu](https://business.columbia.edu/sites/default/files-efs/pubfiles/xx.xx/besbes_contracting.pdf))
   - Evidence informing forecast-year allocation inputs; displayed values and growth are calculated: Preventive obligations coexist with differing repair coverage or charging in the studied plans. ([business.columbia.edu](https://business.columbia.edu/sites/default/files-efs/pubfiles/xx.xx/besbes_contracting.pdf))
   - Evidence informing base-year allocation inputs; displayed values and growth are calculated: Historical full-protection selection supplies a purchasing primitive, converted from plan counts to value using an explicit relative-spending assumption.
   - Evidence informing forecast-year allocation inputs; displayed values and growth are calculated: Historical full-protection selection supplies a purchasing primitive, converted from plan counts to value using an explicit relative-spending assumption.
   - Evidence informing base-year allocation inputs; displayed values and growth are calculated: Basic and partial plans contain annual fees plus variable charges, supporting Hybrid Pricing and preventing misclassification as pure time-and-materials.
   - Evidence informing forecast-year allocation inputs; displayed values and growth are calculated: Basic and partial plans contain annual fees plus variable charges, supporting Hybrid Pricing and preventing misclassification as pure time-and-materials.
   - Evidence informing base-year allocation inputs; displayed values and growth are calculated: The study's time-and-materials label includes an annual fee; it constrains exclusions from the pure no-retainer numerator rather than observing that category's current share.
   - Evidence informing forecast-year allocation inputs; displayed values and growth are calculated: The study's time-and-materials label includes an annual fee; it constrains exclusions from the pure no-retainer numerator rather than observing that category's current share.

10. Appendix 3: Framework Agreement Specification-Maintenance, Repair and Calibration of Medical Equipment

- Evidence informing base-year allocation inputs; displayed values and growth are calculated: Comprehensive procurement coverage combines scheduled maintenance and repairs. ([sccl.nhs.uk](https://www.sccl.nhs.uk/wp-content/uploads/2023/xx.xx/Maintenance-Appendix-xx.xx-Framework-Specification.pdf))
- Evidence informing forecast-year allocation inputs; displayed values and growth are calculated: Comprehensive procurement coverage combines scheduled maintenance and repairs. ([sccl.nhs.uk](https://www.sccl.nhs.uk/wp-content/uploads/2023/xx.xx/Maintenance-Appendix-xx.xx-Framework-Specification.pdf))
- Evidence informing base-year allocation inputs; displayed values and growth are calculated: Comprehensive cover and case-specific component treatment support obligation-based classification. ([sccl.nhs.uk](https://www.sccl.nhs.uk/wp-content/uploads/2023/xx.xx/Maintenance-Appendix-xx.xx-Framework-Specification.pdf))
- Evidence informing forecast-year allocation inputs; displayed values and growth are calculated: Comprehensive cover and case-specific component treatment support obligation-based classification. ([sccl.nhs.uk](https://www.sccl.nhs.uk/wp-content/uploads/2023/xx.xx/Maintenance-Appendix-xx.xx-Framework-Specification.pdf))
- Evidence informing base-year allocation inputs; displayed values and growth are calculated: Preventive-only, labor-only and component-limited options establish narrower standing obligations. ([sccl.nhs.uk](https://www.sccl.nhs.uk/wp-content/uploads/2023/xx.xx/Maintenance-Appendix-xx.xx-Framework-Specification.pdf))
- Evidence informing forecast-year allocation inputs; displayed values and growth are calculated: Preventive-only, labor-only and component-limited options establish narrower standing obligations. ([sccl.nhs.uk](https://www.sccl.nhs.uk/wp-content/uploads/2023/xx.xx/Maintenance-Appendix-xx.xx-Framework-Specification.pdf))
- Evidence informing base-year allocation inputs; displayed values and growth are calculated: Collaborative cover explicitly divides work between buyer and supplier. ([sccl.nhs.uk](https://www.sccl.nhs.uk/wp-content/uploads/2023/xx.xx/Maintenance-Appendix-xx.xx-Framework-Specification.pdf))
- Evidence informing forecast-year allocation inputs; displayed values and growth are calculated: Collaborative cover explicitly divides work between buyer and supplier. ([sccl.nhs.uk](https://www.sccl.nhs.uk/wp-content/uploads/2023/xx.xx/Maintenance-Appendix-xx.xx-Framework-Specification.pdf))

11. What's Included in Preventative Maintenance?

- Evidence informing base-year allocation inputs; displayed values and growth are calculated: Published PM-only monthly prices provide annualized narrow-service monetary anchors; they are not full-contract prices. ([blockimaging.com](https://www.blockimaging.com/blog/bid/xx.xx/what-s-included-in-imaging-equipment-preventative-maintenance-really))
- Evidence informing forecast-year allocation inputs; displayed values and growth are calculated: Published PM-only monthly prices provide annualized narrow-service monetary anchors; they are not full-contract prices. ([blockimaging.com](https://www.blockimaging.com/blog/bid/xx.xx/what-s-included-in-imaging-equipment-preventative-maintenance-really))
- Evidence informing base-year allocation inputs; displayed values and growth are calculated: Separately offered PM-only pricing constrains the relative-payment assumption for narrower coverage. ([blockimaging.com](https://www.blockimaging.com/blog/bid/xx.xx/what-s-included-in-imaging-equipment-preventative-maintenance-really))
- Evidence informing forecast-year allocation inputs; displayed values and growth are calculated: Separately offered PM-only pricing constrains the relative-payment assumption for narrower coverage. ([blockimaging.com](https://www.blockimaging.com/blog/bid/xx.xx/what-s-included-in-imaging-equipment-preventative-maintenance-really))

12. X-ray equipment performance surveys
    - Evidence informing base-year allocation inputs; displayed values and growth are calculated: A public healthcare provider separately offers equipment-performance surveys, corroborating an assessment deliverable without measuring its market share. ([uhb.nhs.uk](https://www.uhb.nhs.uk/services/radiation-protection/x-ray-equipment-performance-surveys/))
    - Evidence informing forecast-year allocation inputs; displayed values and growth are calculated: A public healthcare provider separately offers equipment-performance surveys, corroborating an assessment deliverable without measuring its market share. ([uhb.nhs.uk](https://www.uhb.nhs.uk/services/radiation-protection/x-ray-equipment-performance-surveys/))
13. High-Tech Medical Equipment: VA Has Opportunities to Improve Its Acquisition of Maintenance Services
    - Evidence informing base-year allocation inputs; displayed values and growth are calculated: Procurement-selected imaging service obligations and access constraints provide an OEM-retention counterweight, not a global maintenance share. ([gao.gov](https://www.gao.gov/assets/gao-xx.xx-xx.xx.pdf))
    - Evidence informing forecast-year allocation inputs; displayed values and growth are calculated: Procurement-selected imaging service obligations and access constraints provide an OEM-retention counterweight, not a global maintenance share. ([gao.gov](https://www.gao.gov/assets/gao-xx.xx-xx.xx.pdf))
    - Evidence informing base-year allocation inputs; displayed values and growth are calculated: Bounded third-party access-delay examples qualify frictionless substitution assumptions without establishing universal unsuitability. ([gao.gov](https://www.gao.gov/assets/gao-xx.xx-xx.xx.pdf))
    - Evidence informing forecast-year allocation inputs; displayed values and growth are calculated: Bounded third-party access-delay examples qualify frictionless substitution assumptions without establishing universal unsuitability. ([gao.gov](https://www.gao.gov/assets/gao-xx.xx-xx.xx.pdf))
    - Evidence informing base-year allocation inputs; displayed values and growth are calculated: Inspected route counts include xx.xx standalone contracts; the selected federal sample is adjusted rather than treated as Global spending prevalence.
    - Evidence informing forecast-year allocation inputs; displayed values and growth are calculated: Inspected route counts include xx.xx standalone contracts; the selected federal sample is adjusted rather than treated as Global spending prevalence.
    - Evidence informing base-year allocation inputs; displayed values and growth are calculated: Forty-two HTME and four Federal Supply Schedule orders supply the identifiable agreement-order count for a modeled relative-value bridge.
    - Evidence informing forecast-year allocation inputs; displayed values and growth are calculated: Forty-two HTME and four Federal Supply Schedule orders supply the identifiable agreement-order count for a modeled relative-value bridge.
14. Transcript: Final Guidance: Remanufacturing of Medical Devices, September 10, 2024
    - Evidence informing base-year allocation inputs; displayed values and growth are calculated: Manufacturer and third-party servicing roles depend on the particular device, supporting asset-specific attribution. ([fda.gov](https://www.fda.gov/media/xx.xx/download?attachment=))
    - Evidence informing forecast-year allocation inputs; displayed values and growth are calculated: Manufacturer and third-party servicing roles depend on the particular device, supporting asset-specific attribution. ([fda.gov](https://www.fda.gov/media/xx.xx/download?attachment=))
    - Evidence informing base-year allocation inputs; displayed values and growth are calculated: An OEM can service another entity's device as a third-party servicer. ([fda.gov](https://www.fda.gov/media/xx.xx/download?attachment=))
    - Evidence informing forecast-year allocation inputs; displayed values and growth are calculated: An OEM can service another entity's device as a third-party servicer. ([fda.gov](https://www.fda.gov/media/xx.xx/download?attachment=))

15. Multi-vendor services
    - Evidence informing base-year allocation inputs; displayed values and growth are calculated: The advertised Philips and non-Philips service scope demonstrates why corporate identity alone cannot establish OEM attribution.
    ([usa.philips.com](https://www.usa.philips.com/healthcare/service/healthcare-multi-vendor-services))
    - Evidence informing forecast-year allocation inputs; displayed values and growth are calculated: The advertised Philips and non-Philips service scope demonstrates why corporate identity alone cannot establish OEM attribution.
    ([usa.philips.com](https://www.usa.philips.com/healthcare/service/healthcare-multi-vendor-services))
    - Evidence informing base-year allocation inputs; displayed values and growth are calculated: Non-Philips equipment servicing establishes a commercial cross-manufacturer role, not its revenue proportion.
    ([usa.philips.com](https://www.usa.philips.com/healthcare/service/healthcare-multi-vendor-services))
    - Evidence informing forecast-year allocation inputs; displayed values and growth are calculated: Non-Philips equipment servicing establishes a commercial cross-manufacturer role, not its revenue proportion.
    ([usa.philips.com](https://www.usa.philips.com/healthcare/service/healthcare-multi-vendor-services))
    - Evidence informing base-year allocation inputs; displayed values and growth are calculated: Consolidated support for Philips and non-Philips equipment establishes agreement-level multi-vendor coverage; staffing scale and parts access do not measure penetration.
    - Evidence informing forecast-year allocation inputs; displayed values and growth are calculated: Consolidated support for Philips and non-Philips equipment establishes agreement-level multi-vendor coverage; staffing scale and parts access do not measure penetration.
16. San Bernardino County - File 11902: Asset Management Agreement with Renovo Solutions LLC for Maintenance Services
    - Evidence informing base-year allocation inputs; displayed values and growth are calculated: The approved 2025 three-year, xx.xx-asset agreement supplies a monetary third-party purchasing counterexample; approved value is not realized annual revenue.
    ([sanbernardino.legistar.com](https://sanbernardino.legistar.com/LegislationDetail.aspx?GUID=06EA5122-33FD-472E-B939-A8FA6E015FEB&ID=xx.xx&Options=&Search=))
    - Evidence informing forecast-year allocation inputs; displayed values and growth are calculated: The approved 2025 three-year, xx.xx-asset agreement supplies a monetary third-party purchasing counterexample; approved value is not realized annual revenue.
    ([sanbernardino.legistar.com](https://sanbernardino.legistar.com/LegislationDetail.aspx?GUID=06EA5122-33FD-472E-B939-A8FA6E015FEB&ID=xx.xx&Options=&Search=))
    - Evidence informing base-year allocation inputs; displayed values and growth are calculated: The public agreement combines scheduled maintenance, repairs and parts, supporting combined purchased obligations.
    ([sanbernardino.legistar.com](https://sanbernardino.legistar.com/LegislationDetail.aspx?GUID=06EA5122-33FD-472E-B939-A8FA6E015FEB&ID=xx.xx&Options=&Search=))
    - Evidence informing forecast-year allocation inputs; displayed values and growth are calculated: The public agreement combines scheduled maintenance, repairs and parts, supporting combined purchased obligations.
    ([sanbernardino.legistar.com](https://sanbernardino.legistar.com/LegislationDetail.aspx?GUID=06EA5122-33FD-472E-B939-A8FA6E015FEB&ID=xx.xx&Options=&Search=))
17. Radiation Protection in Newer Medical Imaging Techniques: PET/CT - Safety Reports Series No. 58
    - Evidence informing forecast-year allocation inputs; displayed values and growth are calculated: The 2008 commercial equipment-sales discussion supports historical standalone-to-hybrid substitution, not a current maintenance share or retirement rate.
    ([www-pub.iaea.org](https://www-pub.iaea.org/MTCD/Publications/PDF/pub1343_web.pdf))
    - Evidence informing forecast-year allocation inputs; displayed values and growth are calculated: Historical PET/CT equipment adoption supplies a directional substitution premise, not contemporary service revenue.
    ([www-pub.iaea.org](https://www-pub.iaea.org/MTCD/Publications/PDF/pub1343_web.pdf))

18. Nexaris-At the nexus of treatment innovation

    · Evidence informing base-year allocation inputs; displayed values and growth are calculated: Named Angio-CT and Angio-MR-CT offerings corroborate integrated interventional configurations, not their maintenance terms, installed count or revenue.
    ([siemens-healthineers.com](https://www.siemens-healthineers.com/angio/nexaris-therapy-suites))

    · Evidence informing forecast-year allocation inputs; displayed values and growth are calculated: Named Angio-CT and Angio-MR-CT offerings corroborate integrated interventional configurations, not their maintenance terms, installed count or revenue.
    ([siemens-healthineers.com](https://www.siemens-healthineers.com/angio/nexaris-therapy-suites))

19. Development of Applications for the Elmammo Avant Class Dedicated Breast PET System

    · Evidence informing base-year allocation inputs; displayed values and growth are calculated: Ten dedicated-PET installations reported by August 2017 establish dated niche commercial activity, not current worldwide stock.
    ([shimadzu.com](https://www.shimadzu.com/about/magazine/tec_news/srv74_12/report08.html))

    · Evidence informing forecast-year allocation inputs; displayed values and growth are calculated: Ten dedicated-PET installations reported by August 2017 establish dated niche commercial activity, not current worldwide stock.
    ([shimadzu.com](https://www.shimadzu.com/about/magazine/tec_news/srv74_12/report08.html))

20. Release of High-Resolution PET System PositView Utilizing High Resolution to Support Research and Development into Diagnosis and Early Treatment for Dementia

    · Evidence informing base-year allocation inputs; displayed values and growth are calculated: The July xx.xx 2025 U.S. marketing announcement provides counterevidence to treating all standalone PET activity as declining legacy systems; maintenance adoption remains unmeasured.
    ([shimadzu-usa.com](https://www.shimadzu-usa.com/news/2025/2025jul25.html))

    · Evidence informing forecast-year allocation inputs; displayed values and growth are calculated: The July xx.xx 2025 U.S. marketing announcement provides counterevidence to treating all standalone PET activity as declining legacy systems; maintenance adoption remains unmeasured.
    ([shimadzu-usa.com](https://www.shimadzu-usa.com/news/2025/2025jul25.html))

21. DIrectory of RAdiotherapy Centres (DIRAC)

    · Evidence informing base-year allocation inputs; displayed values and growth are calculated: Current registry footprint exceeds xx.xx radiotherapy centres; this constrains the assumed treatment-planning customer pool but does not report 2025 simulator stocks or maintenance revenue.

    · Evidence informing forecast-year allocation inputs; displayed values and growth are calculated: Current registry footprint exceeds xx.xx radiotherapy centres; this constrains the assumed treatment-planning customer pool but does not report 2025 simulator stocks or maintenance revenue.

22. Maintenance of the Somatom Definition AS CT simulator from Siemens

    · Evidence informing forecast-year allocation inputs; displayed values and growth are calculated: CT-simulator maintenance was awarded September xx.xx 2026 for EUR xx.xx. Unknown contract duration prevents conversion into annual spending; the award supports a distinct purchased planning-asset obligation.

23. Canadian Medical Imaging Inventory 2022-2023: Provincial and Territorial Overview
    - Evidence informing base-year allocation inputs; displayed values and growth are calculated: Reported hospital and private-facility site types constrain buyer attribution, with explicit regional and classification limitations.
    - Evidence informing forecast-year allocation inputs; displayed values and growth are calculated: Reported hospital and private-facility site types constrain buyer attribution, with explicit regional and classification limitations.
    - Evidence informing base-year allocation inputs; displayed values and growth are calculated: Private-site participation supplies an outpatient calibration lead; private ownership is not equated automatically with imaging-centre status.
    - Evidence informing forecast-year allocation inputs; displayed values and growth are calculated: Private-site participation supplies an outpatient calibration lead; private ownership is not equated automatically with imaging-centre status.
    - Evidence informing base-year allocation inputs; displayed values and growth are calculated: Modality-specific 2022-2023 age distributions supply observed inputs to the explicitly assumed age-to-support-endpoint bridge.
    - Evidence informing forecast-year allocation inputs; displayed values and growth are calculated: Modality-specific 2022-2023 age distributions supply observed inputs to the explicitly assumed age-to-support-endpoint bridge.
    - Evidence informing base-year allocation inputs; displayed values and growth are calculated: Older-equipment distributions constrain the beyond-support model but do not directly measure manufacturer support withdrawal.
    - Evidence informing forecast-year allocation inputs; displayed values and growth are calculated: Older-equipment distributions constrain the beyond-support model but do not directly measure manufacturer support withdrawal.
24. MLN909060 - Independent Diagnostic Testing Facility, February 2026
    - Evidence informing forecast-year allocation inputs; displayed values and growth are calculated: Official mobile-IDTF distinctions separate clinical operators from equipment/personnel leasing and establish a maintenance responsibility, not an outsourcing percentage.
25. Maintenance service agreements
    - Evidence informing base-year allocation inputs; displayed values and growth are calculated: Approximately xx.xx% remotely resolved corrective cases constrain channel assumptions but cannot be substituted for remote-only spending.
    - Evidence informing forecast-year allocation inputs; displayed values and growth are calculated: Approximately xx.xx% remotely resolved corrective cases constrain channel assumptions but cannot be substituted for remote-only spending.
    - Evidence informing base-year allocation inputs; displayed values and growth are calculated: RightFit combines field and remote expertise under customizable agreements, supporting an inseparable integrated-obligation category.
    - Evidence informing forecast-year allocation inputs; displayed values and growth are calculated: RightFit combines field and remote expertise under customizable agreements, supporting an inseparable integrated-obligation category.
    - Evidence informing base-year allocation inputs; displayed values and growth are calculated: Field-engineer access remains part of the commercial offering; remote resolution does not eliminate purchased attendance obligations.
    - Evidence informing forecast-year allocation inputs; displayed values and growth are calculated: Field-engineer access remains part of the commercial offering; remote resolution does not eliminate purchased attendance obligations.

26. Portable Ultrasound Repair Depot
    - Evidence informing base-year allocation inputs; displayed values and growth are calculated: Accepted portable ultrasound systems are repaired at a service centre, supporting a system-level depot channel with eligibility and repaired-portion limits.
    - Evidence informing forecast-year allocation inputs; displayed values and growth are calculated: Accepted portable ultrasound systems are repaired at a service centre, supporting a system-level depot channel with eligibility and repaired-portion limits.
    - Evidence informing base-year allocation inputs; displayed values and growth are calculated: Flat-rate repair for eligible jobs establishes event-specific pricing, while excluded cases receive alternative quotations; adoption is not disclosed.
    - Evidence informing forecast-year allocation inputs; displayed values and growth are calculated: Flat-rate repair for eligible jobs establishes event-specific pricing, while excluded cases receive alternative quotations; adoption is not disclosed.
27. Managed Neutral Vendor Services
    - Evidence informing forecast-year allocation inputs; displayed values and growth are calculated: The managed framework runs January xx.xx 2026-January xx.xx 2030 and requires mini-competition. It supports route availability, not realized maintenance revenue or guaranteed continuation to 2032.
28. TruPay - GE HealthCare commercial brochure
    - Evidence informing base-year allocation inputs; displayed values and growth are calculated: The official brochure has a fixed first-xx.xx-patient price plus further usage slabs, supporting minimum-plus-variable classification when both components apply.
    - Evidence informing forecast-year allocation inputs; displayed values and growth are calculated: The official brochure has a fixed first-xx.xx-patient price plus further usage slabs, supporting minimum-plus-variable classification when both components apply.
    - Evidence informing base-year allocation inputs; displayed values and growth are calculated: The explicit minimum payment constrains the pure Usage-Based Fees numerator; a pay-per-use promotional label does not independently establish variable-only billing.
    - Evidence informing forecast-year allocation inputs; displayed values and growth are calculated: The explicit minimum payment constrains the pure Usage-Based Fees numerator; a pay-per-use promotional label does not independently establish variable-only billing.
29. Flexible Multi-Vendor Medical Imaging Equipment Service
    - Evidence informing base-year allocation inputs; displayed values and growth are calculated: A disclosed Time & Materials option supports a separate input-charged commercial route without reporting realized revenue or exact customer terms.
    - Evidence informing forecast-year allocation inputs; displayed values and growth are calculated: A disclosed Time & Materials option supports a separate input-charged commercial route without reporting realized revenue or exact customer terms.
    - Evidence informing base-year allocation inputs; displayed values and growth are calculated: Advertised post-OEM-support service corroborates continuing commercial participation beyond manufacturer support, but not universal model eligibility.
    - Evidence informing forecast-year allocation inputs; displayed values and growth are calculated: Advertised post-OEM-support service corroborates continuing commercial participation beyond manufacturer support, but not universal model eligibility.

18.6. Africa

Table 258. Africa Medical Imaging Equipment Maintenance Services Market, by Country growth contribution, 2025-2032

Category	2025 value (USD Million)	2032 value (USD Million)	Added value (USD Million)	2025 share (%)	2032 share (%)	Change (pp)	Growth share (%)	CAGR (%)
Egypt	xx.xx	xx.xx	xx.xx	xx.xx	xx.xx	xx.xx	xx.xx	xx.xx
Kenya	xx.xx	xx.xx	xx.xx	xx.xx	xx.xx	xx.xx	xx.xx	xx.xx
Nigeria	xx.xx	xx.xx	xx.xx	xx.xx	xx.xx	xx.xx	xx.xx	xx.xx
South Africa	xx.xx	xx.xx	xx.xx	xx.xx	xx.xx	xx.xx	xx.xx	xx.xx
Unallocated / remaining scope	xx.xx	xx.xx	xx.xx	xx.xx	xx.xx	xx.xx	xx.xx	xx.xx
Scope total	**xx.xx**	**xx.xx**	**xx.xx**	**xx.xx**	**xx.xx**	**xx.xx**	**xx.xx**	**xx.xx**

Table 259. Africa Medical Imaging Equipment Maintenance Services Market Size, by Region, 2017-2040 (USD Million)

Region	2017	2024	2025	2026	2027	2032	2040	CAGR (%)
Egypt	xx.xx	xx.xx	xx.xx	xx.xx	xx.xx	xx.xx	xx.xx	xx.xx
Kenya	xx.xx	xx.xx	xx.xx	xx.xx	xx.xx	xx.xx	xx.xx	xx.xx
Nigeria	xx.xx	xx.xx	xx.xx	xx.xx	xx.xx	xx.xx	xx.xx	xx.xx
South Africa	xx.xx	xx.xx	xx.xx	xx.xx	xx.xx	xx.xx	xx.xx	xx.xx
Others	xx.xx	xx.xx	xx.xx	xx.xx	xx.xx	xx.xx	xx.xx	xx.xx
Total	**xx.xx**	**xx.xx**	**xx.xx**	**xx.xx**	**xx.xx**	**xx.xx**	**xx.xx**	**xx.xx**

Table 260. Africa Medical Imaging Equipment Maintenance Services Market Size, by Maintenance Function, 2017-2040 (USD Million)

Maintenance Function	2017	2024	2025	2026	2027	2032	2040	CAGR (%)
Combined Preventive and Corrective Maintenance	xx.xx	xx.xx	xx.xx	xx.xx	xx.xx	xx.xx	xx.xx	xx.xx
Corrective Maintenance	xx.xx	xx.xx	xx.xx	xx.xx	xx.xx	xx.xx	xx.xx	xx.xx
Inspection and Verification	xx.xx	xx.xx	xx.xx	xx.xx	xx.xx	xx.xx	xx.xx	xx.xx
Preventive Maintenance	xx.xx	xx.xx	xx.xx	xx.xx	xx.xx	xx.xx	xx.xx	xx.xx
Total	**xx.xx**	**xx.xx**	**xx.xx**	**xx.xx**	**xx.xx**	**xx.xx**	**xx.xx**	**xx.xx**

Table 261. Africa Medical Imaging Equipment Maintenance Services Market Size, by Imaging Modality, 2017-2040 (USD Million)

Imaging Modality	2017	2024	2025	2026	2027	2032	2040	CAGR (%)
Bone Densitometry	xx.xx	xx.xx	xx.xx	xx.xx	xx.xx	xx.xx	xx.xx	xx.xx
Computed Tomography	xx.xx	xx.xx	xx.xx	xx.xx	xx.xx	xx.xx	xx.xx	xx.xx
Dental Radiology	xx.xx	xx.xx	xx.xx	xx.xx	xx.xx	xx.xx	xx.xx	xx.xx
Fluoroscopy and Angiography	xx.xx	xx.xx	xx.xx	xx.xx	xx.xx	xx.xx	xx.xx	xx.xx
General Radiography	xx.xx	xx.xx	xx.xx	xx.xx	xx.xx	xx.xx	xx.xx	xx.xx
Hybrid Imaging	xx.xx	xx.xx	xx.xx	xx.xx	xx.xx	xx.xx	xx.xx	xx.xx
Magnetic Resonance Imaging	xx.xx	xx.xx	xx.xx	xx.xx	xx.xx	xx.xx	xx.xx	xx.xx
Mammography	xx.xx	xx.xx	xx.xx	xx.xx	xx.xx	xx.xx	xx.xx	xx.xx
Nuclear Medicine Imaging	xx.xx	xx.xx	xx.xx	xx.xx	xx.xx	xx.xx	xx.xx	xx.xx
Ultrasound	xx.xx	xx.xx	xx.xx	xx.xx	xx.xx	xx.xx	xx.xx	xx.xx
Total	**xx.xx**	**xx.xx**	**xx.xx**	**xx.xx**	**xx.xx**	**xx.xx**	**xx.xx**	**xx.xx**

Table 262. Africa Medical Imaging Equipment Maintenance Services Market Size, by Hybrid Imaging, 2017-2040 (USD Million)

Hybrid Imaging	2017	2024	2025	2026	2027	2032	2040	CAGR (%)
Hybrid Interventional Imaging	xx.xx	xx.xx	xx.xx	xx.xx	xx.xx	xx.xx	xx.xx	xx.xx
PET/CT	xx.xx	xx.xx	xx.xx	xx.xx	xx.xx	xx.xx	xx.xx	xx.xx
PET/MRI	xx.xx	xx.xx	xx.xx	xx.xx	xx.xx	xx.xx	xx.xx	xx.xx
SPECT/CT	xx.xx	xx.xx	xx.xx	xx.xx	xx.xx	xx.xx	xx.xx	xx.xx
Total	**xx.xx**	**xx.xx**	**xx.xx**	**xx.xx**	**xx.xx**	**xx.xx**	**xx.xx**	**xx.xx**

Table 263. Africa Medical Imaging Equipment Maintenance Services Market Size, by Nuclear Medicine Imaging, 2017-2040 (USD Million)

Nuclear Medicine Imaging	2017	2024	2025	2026	2027	2032	2040	CAGR (%)
Gamma Camera and SPECT Imaging	xx.xx	xx.xx	xx.xx	xx.xx	xx.xx	xx.xx	xx.xx	xx.xx
Standalone PET Imaging	xx.xx	xx.xx	xx.xx	xx.xx	xx.xx	xx.xx	xx.xx	xx.xx
Total	**xx.xx**	**xx.xx**	**xx.xx**	**xx.xx**	**xx.xx**	**xx.xx**	**xx.xx**	**xx.xx**

Table 264. Africa Medical Imaging Equipment Maintenance Services Market Size, by Clinical Use, 2017-2040 (USD Million)

Clinical Use	2017	2024	2025	2026	2027	2032	2040	CAGR (%)
Diagnostic and Screening Imaging	xx.xx	xx.xx	xx.xx	xx.xx	xx.xx	xx.xx	xx.xx	xx.xx
Image-Guided Intervention	xx.xx	xx.xx	xx.xx	xx.xx	xx.xx	xx.xx	xx.xx	xx.xx
Shared-Use Imaging	xx.xx	xx.xx	xx.xx	xx.xx	xx.xx	xx.xx	xx.xx	xx.xx
Treatment-Planning Imaging	xx.xx	xx.xx	xx.xx	xx.xx	xx.xx	xx.xx	xx.xx	xx.xx
Total	**xx.xx**	**xx.xx**	**xx.xx**	**xx.xx**	**xx.xx**	**xx.xx**	**xx.xx**	**xx.xx**

Table 265. Africa Medical Imaging Equipment Maintenance Services Market Size, by End User, 2017-2040 (USD Million)

End User	2017	2024	2025	2026	2027	2032	2040	CAGR (%)
Ambulatory Care Centers	xx.xx	xx.xx	xx.xx	xx.xx	xx.xx	xx.xx	xx.xx	xx.xx
Dental Practices	xx.xx	xx.xx	xx.xx	xx.xx	xx.xx	xx.xx	xx.xx	xx.xx
Diagnostic Imaging Centers	xx.xx	xx.xx	xx.xx	xx.xx	xx.xx	xx.xx	xx.xx	xx.xx
Hospitals	xx.xx	xx.xx	xx.xx	xx.xx	xx.xx	xx.xx	xx.xx	xx.xx
Medical and Allied Health Practices	xx.xx	xx.xx	xx.xx	xx.xx	xx.xx	xx.xx	xx.xx	xx.xx
Mobile Imaging Operators	xx.xx	xx.xx	xx.xx	xx.xx	xx.xx	xx.xx	xx.xx	xx.xx
Total	**xx.xx**	**xx.xx**	**xx.xx**	**xx.xx**	**xx.xx**	**xx.xx**	**xx.xx**	**xx.xx**

Table 266. Africa Medical Imaging Equipment Maintenance Services Market Size, by Service Delivery, 2017-2040 (USD Million)

Service Delivery	2017	2024	2025	2026	2027	2032	2040	CAGR (%)
Depot Repair	xx.xx	xx.xx	xx.xx	xx.xx	xx.xx	xx.xx	xx.xx	xx.xx
Integrated Service Delivery	xx.xx	xx.xx	xx.xx	xx.xx	xx.xx	xx.xx	xx.xx	xx.xx
On-Site Service	xx.xx	xx.xx	xx.xx	xx.xx	xx.xx	xx.xx	xx.xx	xx.xx
Remote Service	xx.xx	xx.xx	xx.xx	xx.xx	xx.xx	xx.xx	xx.xx	xx.xx
Total	**xx.xx**	**xx.xx**	**xx.xx**	**xx.xx**	**xx.xx**	**xx.xx**	**xx.xx**	**xx.xx**

Table 267. Africa Medical Imaging Equipment Maintenance Services Market Size, by Procurement Route, 2017-2040 (USD Million)

Procurement Route	2017	2024	2025	2026	2027	2032	2040	CAGR (%)
Framework and Master-Agreement Orders	xx.xx	xx.xx	xx.xx	xx.xx	xx.xx	xx.xx	xx.xx	xx.xx
Standalone Procurement	xx.xx	xx.xx	xx.xx	xx.xx	xx.xx	xx.xx	xx.xx	xx.xx
Total	**xx.xx**	**xx.xx**	**xx.xx**	**xx.xx**	**xx.xx**	**xx.xx**	**xx.xx**	**xx.xx**

Table 268. Africa Medical Imaging Equipment Maintenance Services Market Size, by Service Provider Relationship, 2017-2040 (USD Million)

Service Provider Relationship	2017	2024	2025	2026	2027	2032	2040	CAGR (%)
Manufacturer-Provided Service	xx.xx	xx.xx	xx.xx	xx.xx	xx.xx	xx.xx	xx.xx	xx.xx
Third-Party Service	xx.xx	xx.xx	xx.xx	xx.xx	xx.xx	xx.xx	xx.xx	xx.xx
Total	**xx.xx**	**xx.xx**	**xx.xx**	**xx.xx**	**xx.xx**	**xx.xx**	**xx.xx**	**xx.xx**

Table 269. Africa Medical Imaging Equipment Maintenance Services Market Size, by Contract Coverage, 2017-2040 (USD Million)

Contract Coverage	2017	2024	2025	2026	2027	2032	2040	CAGR (%)
Event-Specific Service	xx.xx	xx.xx	xx.xx	xx.xx	xx.xx	xx.xx	xx.xx	xx.xx
Full-Service Coverage	xx.xx	xx.xx	xx.xx	xx.xx	xx.xx	xx.xx	xx.xx	xx.xx
Limited-Service Coverage	xx.xx	xx.xx	xx.xx	xx.xx	xx.xx	xx.xx	xx.xx	xx.xx
Shared Maintenance Coverage	xx.xx	xx.xx	xx.xx	xx.xx	xx.xx	xx.xx	xx.xx	xx.xx
Total	**xx.xx**	**xx.xx**	**xx.xx**	**xx.xx**	**xx.xx**	**xx.xx**	**xx.xx**	**xx.xx**

Table 270. Africa Medical Imaging Equipment Maintenance Services Market Size, by Pricing Model, 2017-2040 (USD Million)

Pricing Model	2017	2024	2025	2026	2027	2032	2040	CAGR (%)
Fixed Per-Event Fees	xx.xx	xx.xx	xx.xx	xx.xx	xx.xx	xx.xx	xx.xx	xx.xx
Fixed Periodic Fees	xx.xx	xx.xx	xx.xx	xx.xx	xx.xx	xx.xx	xx.xx	xx.xx
Hybrid Pricing	xx.xx	xx.xx	xx.xx	xx.xx	xx.xx	xx.xx	xx.xx	xx.xx
Time-and-Materials Pricing	xx.xx	xx.xx	xx.xx	xx.xx	xx.xx	xx.xx	xx.xx	xx.xx
Usage-Based Fees	xx.xx	xx.xx	xx.xx	xx.xx	xx.xx	xx.xx	xx.xx	xx.xx
Total	**xx.xx**	**xx.xx**	**xx.xx**	**xx.xx**	**xx.xx**	**xx.xx**	**xx.xx**	**xx.xx**

Table 271. Africa Medical Imaging Equipment Maintenance Services Market Size, by Vendor Scope, 2017-2040 (USD Million)

Vendor Scope	2017	2024	2025	2026	2027	2032	2040	CAGR (%)
Multi-Vendor Coverage	xx.xx	xx.xx	xx.xx	xx.xx	xx.xx	xx.xx	xx.xx	xx.xx
Single-Vendor Coverage	xx.xx	xx.xx	xx.xx	xx.xx	xx.xx	xx.xx	xx.xx	xx.xx
Total	**xx.xx**	**xx.xx**	**xx.xx**	**xx.xx**	**xx.xx**	**xx.xx**	**xx.xx**	**xx.xx**

Table 272. Africa Medical Imaging Equipment Maintenance Services Market Size, by Equipment Support Lifecycle, 2017-2040 (USD Million)

Equipment Support Lifecycle	2017	2024	2025	2026	2027	2032	2040	CAGR (%)
Beyond Manufacturer Support	xx.xx	xx.xx	xx.xx	xx.xx	xx.xx	xx.xx	xx.xx	xx.xx
Within Manufacturer Support	xx.xx	xx.xx	xx.xx	xx.xx	xx.xx	xx.xx	xx.xx	xx.xx
Total	**xx.xx**	**xx.xx**	**xx.xx**	**xx.xx**	**xx.xx**	**xx.xx**	**xx.xx**	**xx.xx**

Sources & Evidence

1. GE HealthCare Technologies Inc. - 2025 Form 10-K
   - Evidence informing the 2023 market-value input; displayed series and growth include calculations: Reported services revenue of USD xx.xx supplies a historical commercial-activity proxy; it is broader than imaging maintenance.
   - Evidence informing the 2024 market-value input; displayed series and growth include calculations: Reported services revenue of USD xx.xx supplies the comparable historical proxy.
   - Evidence informing base-year allocation inputs; displayed values and growth are calculated: EMEA commercial-scale cross-check.
   - Evidence informing forecast-year allocation inputs; displayed values and growth are calculated: EMEA commercial-scale cross-check.
2. GE HealthCare Technologies Inc. - 2022 Form 10-K
   - Evidence informing the 2020 market-value input; displayed series and growth include calculations: Services revenue of USD xx.xx anchors the high-cost equipment cohort's historical activity index.
   - Evidence informing the 2021 market-value input; displayed series and growth include calculations: Services revenue of USD xx.xx supplies the comparable activity index.
   - Evidence informing the 2022 market-value input; displayed series and growth include calculations: Services revenue of USD xx.xx supplies the activity index. The filing attributes the services decline primarily to unfavorable currency effects.
3. Health at a Glance 2025 - Diagnostic Technologies
   - Evidence informing the 2032 market-value input; displayed series and growth include calculations: Long-run increases in imaging activity support continued equipment demand; examination volumes are not substituted for maintenance revenue.
   - Evidence informing the 2040 market-value input; displayed series and growth include calculations: The observed country variation and incomplete coverage constrain long-run stock-growth assumptions and prohibit uniform worldwide density extrapolation.

4. OnWatch Predict
   - Evidence informing the 2032 market-value input; displayed series and growth include calculations: Conditional reported benefits support considering a service-efficiency counterforce, not applying downtime reductions directly to service revenue.
   - Evidence informing the 2040 market-value input; displayed series and growth include calculations: The offering supports retaining human and component fulfillment costs in the long-run forecast; it does not establish autonomous servicing or engineer replacement.
5. Unite In-House Service Solutions
   - Evidence informing the 2032 market-value input; displayed series and growth include calculations: The retained-labor boundary supports the modeled purchased-scope counterforce, without measuring future adoption.
   - Evidence informing the 2040 market-value input; displayed series and growth include calculations: The offering supports maintaining a distinction between installed equipment obligations and externally purchased service expenditure.
   - Evidence informing base-year allocation inputs; displayed values and growth are calculated: The offering excludes included onsite and planned-maintenance labor, supporting retained-work and purchased-payment distinctions, not observed adoption.
([gehealthcare.com](https://www.gehealthcare.com/en/services/unite-in-house))
   - Evidence informing forecast-year allocation inputs; displayed values and growth are calculated: The offering excludes included onsite and planned-maintenance labor, supporting retained-work and purchased-payment distinctions, not observed adoption.
([gehealthcare.com](https://www.gehealthcare.com/en/services/unite-in-house))
   - Evidence informing base-year allocation inputs; displayed values and growth are calculated: The published xx.xx% remote fix rate is a case-resolution observation, not remote-only revenue. Separately billed on-site labor supports the responsibility distinction.
   - Evidence informing forecast-year allocation inputs; displayed values and growth are calculated: The published xx.xx% remote fix rate is a case-resolution observation, not remote-only revenue. Separately billed on-site labor supports the responsibility distinction.
   - Evidence informing base-year allocation inputs; displayed values and growth are calculated: Excluded on-site and planned-maintenance labor prevents interpreting every remote-support plan as inclusive integrated fulfillment.
   - Evidence informing forecast-year allocation inputs; displayed values and growth are calculated: Excluded on-site and planned-maintenance labor prevents interpreting every remote-support plan as inclusive integrated fulfillment.
   - Evidence informing base-year allocation inputs; displayed values and growth are calculated: Periodic support with additional billed labor or parts supports mixed payment components rather than universal fixed full coverage.
   - Evidence informing forecast-year allocation inputs; displayed values and growth are calculated: Periodic support with additional billed labor or parts supports mixed payment components rather than universal fixed full coverage.
   - Evidence informing base-year allocation inputs; displayed values and growth are calculated: Enterprise offerings covering GE HealthCare assets establish an own-brand agreement example without measuring its market penetration.
   - Evidence informing forecast-year allocation inputs; displayed values and growth are calculated: Enterprise offerings covering GE HealthCare assets establish an own-brand agreement example without measuring its market penetration.

6. Philips Standard Terms and Conditions of Service, Revision 23, April 2024
   - Evidence informing the 2032 market-value input; displayed series and growth include calculations: Published lifecycle terms condition post-End-of-Life repair on parts and trained-personnel availability and remove the earlier uptime guarantee. These constrain assumed indefinite support extension.
   - Evidence informing the 2040 market-value input; displayed series and growth include calculations: The lifecycle conditions support including retirement and support limitations in long-run growth assumptions, but do not establish a dated global withdrawal event.
   - Evidence informing base-year allocation inputs; displayed values and growth are calculated: Post-End-of-Life obligations change materially, supporting a declared-support endpoint rather than an automatic equipment-age threshold.
   - Evidence informing forecast-year allocation inputs; displayed values and growth are calculated: Post-End-of-Life obligations change materially, supporting a declared-support endpoint rather than an automatic equipment-age threshold.
   - Evidence informing base-year allocation inputs; displayed values and growth are calculated: Post-endpoint repair depends on parts and trained-personnel availability without the earlier uptime guarantee; continuing service is conditional, not indefinite.
   - Evidence informing forecast-year allocation inputs; displayed values and growth are calculated: Post-endpoint repair depends on parts and trained-personnel availability without the earlier uptime guarantee; continuing service is conditional, not indefinite.
7. Assessment of Breast Cancer Control Capacities in the WHO African Region in 2022
   - Evidence informing base-year allocation inputs; displayed values and growth are calculated: Kenya's reported functional CT and MRI stock challenges a lower effective-fleet assumption.
   - Evidence informing forecast-year allocation inputs; displayed values and growth are calculated: Kenya's reported functional CT and MRI stock challenges a lower effective-fleet assumption.
   - Evidence informing base-year allocation inputs; displayed values and growth are calculated: Limited functional MRI reporting constrains interpretation; it is not a complete national maintenance census.
   - Evidence informing forecast-year allocation inputs; displayed values and growth are calculated: Limited functional MRI reporting constrains interpretation; it is not a complete national maintenance census.
   - Evidence informing base-year allocation inputs; displayed values and growth are calculated: Survey coverage and equipment scarcity constrain extrapolation across Africa.
   - Evidence informing forecast-year allocation inputs; displayed values and growth are calculated: Survey coverage and equipment scarcity constrain extrapolation across Africa.

8. RadNet, Inc. - 2025 Form 10-K
   - Evidence informing base-year allocation inputs; displayed values and growth are calculated: The disclosed X-ray fleet provides a buyer-footprint check, not global maintenance revenue. ([sec.gov](https://www.sec.gov/Archives/edgar/data/xx.xx/xx.xx/rdnt-xx.xx.htm))
   - Evidence informing forecast-year allocation inputs; displayed values and growth are calculated: The disclosed X-ray fleet provides a buyer-footprint check, not global maintenance revenue. ([sec.gov](https://www.sec.gov/Archives/edgar/data/xx.xx/xx.xx/rdnt-xx.xx.htm))
   - Evidence informing base-year allocation inputs; displayed values and growth are calculated: The disclosed fluoroscopy fleet constrains the outpatient comparator's scope. ([sec.gov](https://www.sec.gov/Archives/edgar/data/xx.xx/xx.xx/rdnt-xx.xx.htm))
   - Evidence informing forecast-year allocation inputs; displayed values and growth are calculated: The disclosed fluoroscopy fleet constrains the outpatient comparator's scope. ([sec.gov](https://www.sec.gov/Archives/edgar/data/xx.xx/xx.xx/rdnt-xx.xx.htm))
   - Evidence informing base-year allocation inputs; displayed values and growth are calculated: CT fleet changes provide an independent relative-activity check. ([sec.gov](https://www.sec.gov/Archives/edgar/data/xx.xx/xx.xx/rdnt-xx.xx.htm))
   - Evidence informing forecast-year allocation inputs; displayed values and growth are calculated: CT fleet changes provide an independent relative-activity check. ([sec.gov](https://www.sec.gov/Archives/edgar/data/xx.xx/xx.xx/rdnt-xx.xx.htm))
   - Evidence informing base-year allocation inputs; displayed values and growth are calculated: MRI fleet changes inform a restrained relative-growth assumption. ([sec.gov](https://www.sec.gov/Archives/edgar/data/xx.xx/xx.xx/rdnt-xx.xx.htm))
   - Evidence informing forecast-year allocation inputs; displayed values and growth are calculated: MRI fleet changes inform a restrained relative-growth assumption. ([sec.gov](https://www.sec.gov/Archives/edgar/data/xx.xx/xx.xx/rdnt-xx.xx.htm))
   - Evidence informing base-year allocation inputs; displayed values and growth are calculated: Ultrasound fleet disclosure supplies a commercial-stock comparator. ([sec.gov](https://www.sec.gov/Archives/edgar/data/xx.xx/xx.xx/rdnt-xx.xx.htm))
   - Evidence informing forecast-year allocation inputs; displayed values and growth are calculated: Ultrasound fleet disclosure supplies a commercial-stock comparator. ([sec.gov](https://www.sec.gov/Archives/edgar/data/xx.xx/xx.xx/rdnt-xx.xx.htm))
   - Evidence informing base-year allocation inputs; displayed values and growth are calculated: Mammography fleet disclosure supplies a commercial-stock comparator. ([sec.gov](https://www.sec.gov/Archives/edgar/data/xx.xx/xx.xx/rdnt-xx.xx.htm))
   - Evidence informing forecast-year allocation inputs; displayed values and growth are calculated: Mammography fleet disclosure supplies a commercial-stock comparator. ([sec.gov](https://www.sec.gov/Archives/edgar/data/xx.xx/xx.xx/rdnt-xx.xx.htm))
   - Evidence informing base-year allocation inputs; displayed values and growth are calculated: PET/CT fleet growth provides a differentiated adoption comparator. ([sec.gov](https://www.sec.gov/Archives/edgar/data/xx.xx/xx.xx/rdnt-xx.xx.htm))
   - Evidence informing forecast-year allocation inputs; displayed values and growth are calculated: PET/CT fleet growth provides a differentiated adoption comparator. ([sec.gov](https://www.sec.gov/Archives/edgar/data/xx.xx/xx.xx/rdnt-xx.xx.htm))
   - Evidence informing base-year allocation inputs; displayed values and growth are calculated: Manufacturer service arrangements corroborate buyer-side participation, without a spending split. ([sec.gov](https://www.sec.gov/Archives/edgar/data/xx.xx/xx.xx/rdnt-xx.xx.htm))
   - Evidence informing forecast-year allocation inputs; displayed values and growth are calculated: Manufacturer service arrangements corroborate buyer-side participation, without a spending split. ([sec.gov](https://www.sec.gov/Archives/edgar/data/xx.xx/xx.xx/rdnt-xx.xx.htm))
   - Evidence informing base-year allocation inputs; displayed values and growth are calculated: The operator reports external manufacturer-service arrangements and modality fleets. Applying inherited fees produces a modeled fleet-activity index, not observed maintenance expense.
   - Evidence informing forecast-year allocation inputs; displayed values and growth are calculated: The operator reports external manufacturer-service arrangements and modality fleets. Applying inherited fees produces a modeled fleet-activity index, not observed maintenance expense.
   - Evidence informing base-year allocation inputs; displayed values and growth are calculated: The disclosed outpatient fleet is counterevidence against treating hospital-heavy national samples as universal buyer distributions.
   - Evidence informing forecast-year allocation inputs; displayed values and growth are calculated: The disclosed

9. Contracting in Medical Equipment Maintenance Services: An Empirical Investigation
   - Evidence informing base-year allocation inputs; displayed values and growth are calculated: The historical scanner dataset supplies observed plan-selection proportions, not current global value shares. ([business.columbia.edu](https://business.columbia.edu/sites/default/files-efs/pubfiles/xx.xx/besbes_contracting.pdf))
   - Evidence informing forecast-year allocation inputs; displayed values and growth are calculated: The historical scanner dataset supplies observed plan-selection proportions, not current global value shares. ([business.columbia.edu](https://business.columbia.edu/sites/default/files-efs/pubfiles/xx.xx/besbes_contracting.pdf))
   - Evidence informing base-year allocation inputs; displayed values and growth are calculated: Basic and partial plans constrain the narrower-standing-coverage model. ([business.columbia.edu](https://business.columbia.edu/sites/default/files-efs/pubfiles/xx.xx/besbes_contracting.pdf))
   - Evidence informing forecast-year allocation inputs; displayed values and growth are calculated: Basic and partial plans constrain the narrower-standing-coverage model. ([business.columbia.edu](https://business.columbia.edu/sites/default/files-efs/pubfiles/xx.xx/besbes_contracting.pdf))
   - Evidence informing base-year allocation inputs; displayed values and growth are calculated: Preventive obligations coexist with differing repair coverage or charging in the studied plans. ([business.columbia.edu](https://business.columbia.edu/sites/default/files-efs/pubfiles/xx.xx/besbes_contracting.pdf))
   - Evidence informing forecast-year allocation inputs; displayed values and growth are calculated: Preventive obligations coexist with differing repair coverage or charging in the studied plans. ([business.columbia.edu](https://business.columbia.edu/sites/default/files-efs/pubfiles/xx.xx/besbes_contracting.pdf))
   - Evidence informing base-year allocation inputs; displayed values and growth are calculated: Historical full-protection selection supplies a purchasing primitive, converted from plan counts to value using an explicit relative-spending assumption.
   - Evidence informing forecast-year allocation inputs; displayed values and growth are calculated: Historical full-protection selection supplies a purchasing primitive, converted from plan counts to value using an explicit relative-spending assumption.
   - Evidence informing base-year allocation inputs; displayed values and growth are calculated: Basic and partial plans contain annual fees plus variable charges, supporting Hybrid Pricing and preventing misclassification as pure time-and-materials.
   - Evidence informing forecast-year allocation inputs; displayed values and growth are calculated: Basic and partial plans contain annual fees plus variable charges, supporting Hybrid Pricing and preventing misclassification as pure time-and-materials.
   - Evidence informing base-year allocation inputs; displayed values and growth are calculated: The study's time-and-materials label includes an annual fee; it constrains exclusions from the pure no-retainer numerator rather than observing that category's current share.
   - Evidence informing forecast-year allocation inputs; displayed values and growth are calculated: The study's time-and-materials label includes an annual fee; it constrains exclusions from the pure no-retainer numerator rather than observing that category's current share.

10. Appendix 3: Framework Agreement Specification-Maintenance, Repair and Calibration of Medical Equipment

- Evidence informing base-year allocation inputs; displayed values and growth are calculated: Comprehensive procurement coverage combines scheduled maintenance and repairs. ([sccl.nhs.uk](https://www.sccl.nhs.uk/wp-content/uploads/2023/xx.xx/Maintenance-Appendix-xx.xx-Framework-Specification.pdf))
- Evidence informing forecast-year allocation inputs; displayed values and growth are calculated: Comprehensive procurement coverage combines scheduled maintenance and repairs. ([sccl.nhs.uk](https://www.sccl.nhs.uk/wp-content/uploads/2023/xx.xx/Maintenance-Appendix-xx.xx-Framework-Specification.pdf))
- Evidence informing base-year allocation inputs; displayed values and growth are calculated: Comprehensive cover and case-specific component treatment support obligation-based classification. ([sccl.nhs.uk](https://www.sccl.nhs.uk/wp-content/uploads/2023/xx.xx/Maintenance-Appendix-xx.xx-Framework-Specification.pdf))
- Evidence informing forecast-year allocation inputs; displayed values and growth are calculated: Comprehensive cover and case-specific component treatment support obligation-based classification. ([sccl.nhs.uk](https://www.sccl.nhs.uk/wp-content/uploads/2023/xx.xx/Maintenance-Appendix-xx.xx-Framework-Specification.pdf))
- Evidence informing base-year allocation inputs; displayed values and growth are calculated: Preventive-only, labor-only and component-limited options establish narrower standing obligations. ([sccl.nhs.uk](https://www.sccl.nhs.uk/wp-content/uploads/2023/xx.xx/Maintenance-Appendix-xx.xx-Framework-Specification.pdf))
- Evidence informing forecast-year allocation inputs; displayed values and growth are calculated: Preventive-only, labor-only and component-limited options establish narrower standing obligations. ([sccl.nhs.uk](https://www.sccl.nhs.uk/wp-content/uploads/2023/xx.xx/Maintenance-Appendix-xx.xx-Framework-Specification.pdf))
- Evidence informing base-year allocation inputs; displayed values and growth are calculated: Collaborative cover explicitly divides work between buyer and supplier. ([sccl.nhs.uk](https://www.sccl.nhs.uk/wp-content/uploads/2023/xx.xx/Maintenance-Appendix-xx.xx-Framework-Specification.pdf))
- Evidence informing forecast-year allocation inputs; displayed values and growth are calculated: Collaborative cover explicitly divides work between buyer and supplier. ([sccl.nhs.uk](https://www.sccl.nhs.uk/wp-content/uploads/2023/xx.xx/Maintenance-Appendix-xx.xx-Framework-Specification.pdf))

11. What's Included in Preventative Maintenance?

- Evidence informing base-year allocation inputs; displayed values and growth are calculated: Published PM-only monthly prices provide annualized narrow-service monetary anchors; they are not full-contract prices. ([blockimaging.com](https://www.blockimaging.com/blog/bid/xx.xx/what-s-included-in-imaging-equipment-preventative-maintenance-really))
- Evidence informing forecast-year allocation inputs; displayed values and growth are calculated: Published PM-only monthly prices provide annualized narrow-service monetary anchors; they are not full-contract prices. ([blockimaging.com](https://www.blockimaging.com/blog/bid/xx.xx/what-s-included-in-imaging-equipment-preventative-maintenance-really))
- Evidence informing base-year allocation inputs; displayed values and growth are calculated: Separately offered PM-only pricing constrains the relative-payment assumption for narrower coverage. ([blockimaging.com](https://www.blockimaging.com/blog/bid/xx.xx/what-s-included-in-imaging-equipment-preventative-maintenance-really))
- Evidence informing forecast-year allocation inputs; displayed values and growth are calculated: Separately offered PM-only pricing constrains the relative-payment assumption for narrower coverage. ([blockimaging.com](https://www.blockimaging.com/blog/bid/xx.xx/what-s-included-in-imaging-equipment-preventative-maintenance-really))

12. X-ray equipment performance surveys
    - Evidence informing base-year allocation inputs; displayed values and growth are calculated: A public healthcare provider separately offers equipment-performance surveys, corroborating an assessment deliverable without measuring its market share. ([uhb.nhs.uk](https://www.uhb.nhs.uk/services/radiation-protection/x-ray-equipment-performance-surveys/))
    - Evidence informing forecast-year allocation inputs; displayed values and growth are calculated: A public healthcare provider separately offers equipment-performance surveys, corroborating an assessment deliverable without measuring its market share. ([uhb.nhs.uk](https://www.uhb.nhs.uk/services/radiation-protection/x-ray-equipment-performance-surveys/))
13. High-Tech Medical Equipment: VA Has Opportunities to Improve Its Acquisition of Maintenance Services
    - Evidence informing base-year allocation inputs; displayed values and growth are calculated: Procurement-selected imaging service obligations and access constraints provide an OEM-retention counterweight, not a global maintenance share. ([gao.gov](https://www.gao.gov/assets/gao-xx.xx-xx.xx.pdf))
    - Evidence informing forecast-year allocation inputs; displayed values and growth are calculated: Procurement-selected imaging service obligations and access constraints provide an OEM-retention counterweight, not a global maintenance share. ([gao.gov](https://www.gao.gov/assets/gao-xx.xx-xx.xx.pdf))
    - Evidence informing base-year allocation inputs; displayed values and growth are calculated: Bounded third-party access-delay examples qualify frictionless substitution assumptions without establishing universal unsuitability. ([gao.gov](https://www.gao.gov/assets/gao-xx.xx-xx.xx.pdf))
    - Evidence informing forecast-year allocation inputs; displayed values and growth are calculated: Bounded third-party access-delay examples qualify frictionless substitution assumptions without establishing universal unsuitability. ([gao.gov](https://www.gao.gov/assets/gao-xx.xx-xx.xx.pdf))
    - Evidence informing base-year allocation inputs; displayed values and growth are calculated: Inspected route counts include xx.xx standalone contracts; the selected federal sample is adjusted rather than treated as Global spending prevalence.
    - Evidence informing forecast-year allocation inputs; displayed values and growth are calculated: Inspected route counts include xx.xx standalone contracts; the selected federal sample is adjusted rather than treated as Global spending prevalence.
    - Evidence informing base-year allocation inputs; displayed values and growth are calculated: Forty-two HTME and four Federal Supply Schedule orders supply the identifiable agreement-order count for a modeled relative-value bridge.
    - Evidence informing forecast-year allocation inputs; displayed values and growth are calculated: Forty-two HTME and four Federal Supply Schedule orders supply the identifiable agreement-order count for a modeled relative-value bridge.
14. Transcript: Final Guidance: Remanufacturing of Medical Devices, September 10, 2024
    - Evidence informing base-year allocation inputs; displayed values and growth are calculated: Manufacturer and third-party servicing roles depend on the particular device, supporting asset-specific attribution. ([fda.gov](https://www.fda.gov/media/xx.xx/download?attachment=))
    - Evidence informing forecast-year allocation inputs; displayed values and growth are calculated: Manufacturer and third-party servicing roles depend on the particular device, supporting asset-specific attribution. ([fda.gov](https://www.fda.gov/media/xx.xx/download?attachment=))
    - Evidence informing base-year allocation inputs; displayed values and growth are calculated: An OEM can service another entity's device as a third-party servicer. ([fda.gov](https://www.fda.gov/media/xx.xx/download?attachment=))
    - Evidence informing forecast-year allocation inputs; displayed values and growth are calculated: An OEM can service another entity's device as a third-party servicer. ([fda.gov](https://www.fda.gov/media/xx.xx/download?attachment=))

15. Multi-vendor services

- Evidence informing base-year allocation inputs; displayed values and growth are calculated: The advertised Philips and non-Philips service scope demonstrates why corporate identity alone cannot establish OEM attribution.
([usa.philips.com](https://www.usa.philips.com/healthcare/service/healthcare-multi-vendor-services))
- Evidence informing forecast-year allocation inputs; displayed values and growth are calculated: The advertised Philips and non-Philips service scope demonstrates why corporate identity alone cannot establish OEM attribution.
([usa.philips.com](https://www.usa.philips.com/healthcare/service/healthcare-multi-vendor-services))
- Evidence informing base-year allocation inputs; displayed values and growth are calculated: Non-Philips equipment servicing establishes a commercial cross-manufacturer role, not its revenue proportion.
([usa.philips.com](https://www.usa.philips.com/healthcare/service/healthcare-multi-vendor-services))
- Evidence informing forecast-year allocation inputs; displayed values and growth are calculated: Non-Philips equipment servicing establishes a commercial cross-manufacturer role, not its revenue proportion.
([usa.philips.com](https://www.usa.philips.com/healthcare/service/healthcare-multi-vendor-services))
- Evidence informing base-year allocation inputs; displayed values and growth are calculated: Consolidated support for Philips and non-Philips equipment establishes agreement-level multi-vendor coverage; staffing scale and parts access do not measure penetration.
- Evidence informing forecast-year allocation inputs; displayed values and growth are calculated: Consolidated support for Philips and non-Philips equipment establishes agreement-level multi-vendor coverage; staffing scale and parts access do not measure penetration.

16. San Bernardino County - File 11902: Asset Management Agreement with Renovo Solutions LLC for Maintenance Services

- Evidence informing base-year allocation inputs; displayed values and growth are calculated: The approved 2025 three-year, xx.xx-asset agreement supplies a monetary third-party purchasing counterexample; approved value is not realized annual revenue.
([sanbernardino.legistar.com](https://sanbernardino.legistar.com/LegislationDetail.aspx?GUID=06EA5122-33FD-472E-B939-A8FA6E015FEB&ID=xx.xx&Options=&Search=))
- Evidence informing forecast-year allocation inputs; displayed values and growth are calculated: The approved 2025 three-year, xx.xx-asset agreement supplies a monetary third-party purchasing counterexample; approved value is not realized annual revenue.
([sanbernardino.legistar.com](https://sanbernardino.legistar.com/LegislationDetail.aspx?GUID=06EA5122-33FD-472E-B939-A8FA6E015FEB&ID=xx.xx&Options=&Search=))
- Evidence informing base-year allocation inputs; displayed values and growth are calculated: The public agreement combines scheduled maintenance, repairs and parts, supporting combined purchased obligations.
([sanbernardino.legistar.com](https://sanbernardino.legistar.com/LegislationDetail.aspx?GUID=06EA5122-33FD-472E-B939-A8FA6E015FEB&ID=xx.xx&Options=&Search=))
- Evidence informing forecast-year allocation inputs; displayed values and growth are calculated: The public agreement combines scheduled maintenance, repairs and parts, supporting combined purchased obligations.
([sanbernardino.legistar.com](https://sanbernardino.legistar.com/LegislationDetail.aspx?GUID=06EA5122-33FD-472E-B939-A8FA6E015FEB&ID=xx.xx&Options=&Search=))

17. Radiation Protection in Newer Medical Imaging Techniques: PET/CT - Safety Reports Series No. 58

- Evidence informing forecast-year allocation inputs; displayed values and growth are calculated: The 2008 commercial equipment-sales discussion supports historical standalone-to-hybrid substitution, not a current maintenance share or retirement rate.
([www-pub.iaea.org](https://www-pub.iaea.org/MTCD/Publications/PDF/pub1343_web.pdf))
- Evidence informing forecast-year allocation inputs; displayed values and growth are calculated: Historical PET/CT equipment adoption supplies a directional substitution premise, not contemporary service revenue.
([www-pub.iaea.org](https://www-pub.iaea.org/MTCD/Publications/PDF/pub1343_web.pdf))

18. Nexaris-At the nexus of treatment innovation

    · Evidence informing base-year allocation inputs; displayed values and growth are calculated: Named Angio-CT and Angio-MR-CT offerings corroborate integrated interventional configurations, not their maintenance terms, installed count or revenue.
    ([siemens-healthineers.com](https://www.siemens-healthineers.com/angio/nexaris-therapy-suites))

    · Evidence informing forecast-year allocation inputs; displayed values and growth are calculated: Named Angio-CT and Angio-MR-CT offerings corroborate integrated interventional configurations, not their maintenance terms, installed count or revenue.
    ([siemens-healthineers.com](https://www.siemens-healthineers.com/angio/nexaris-therapy-suites))

19. Development of Applications for the Elmammo Avant Class Dedicated Breast PET System

    · Evidence informing base-year allocation inputs; displayed values and growth are calculated: Ten dedicated-PET installations reported by August 2017 establish dated niche commercial activity, not current worldwide stock.
    ([shimadzu.com](https://www.shimadzu.com/about/magazine/tec_news/srv74_12/report08.html))

    · Evidence informing forecast-year allocation inputs; displayed values and growth are calculated: Ten dedicated-PET installations reported by August 2017 establish dated niche commercial activity, not current worldwide stock.
    ([shimadzu.com](https://www.shimadzu.com/about/magazine/tec_news/srv74_12/report08.html))

20. Release of High-Resolution PET System PositView Utilizing High Resolution to Support Research and Development into Diagnosis and Early Treatment for Dementia

    · Evidence informing base-year allocation inputs; displayed values and growth are calculated: The July xx.xx 2025 U.S. marketing announcement provides counterevidence to treating all standalone PET activity as declining legacy systems; maintenance adoption remains unmeasured.
    ([shimadzu-usa.com](https://www.shimadzu-usa.com/news/2025/2025jul25.html))

    · Evidence informing forecast-year allocation inputs; displayed values and growth are calculated: The July xx.xx 2025 U.S. marketing announcement provides counterevidence to treating all standalone PET activity as declining legacy systems; maintenance adoption remains unmeasured.
    ([shimadzu-usa.com](https://www.shimadzu-usa.com/news/2025/2025jul25.html))

21. DIrectory of RAdiotherapy Centres (DIRAC)

    · Evidence informing base-year allocation inputs; displayed values and growth are calculated: Current registry footprint exceeds xx.xx radiotherapy centres; this constrains the assumed treatment-planning customer pool but does not report 2025 simulator stocks or maintenance revenue.

    · Evidence informing forecast-year allocation inputs; displayed values and growth are calculated: Current registry footprint exceeds xx.xx radiotherapy centres; this constrains the assumed treatment-planning customer pool but does not report 2025 simulator stocks or maintenance revenue.

22. Maintenance of the Somatom Definition AS CT simulator from Siemens

    · Evidence informing forecast-year allocation inputs; displayed values and growth are calculated: CT-simulator maintenance was awarded September xx.xx 2026 for EUR xx.xx. Unknown contract duration prevents conversion into annual spending; the award supports a distinct purchased planning-asset obligation.

23. Canadian Medical Imaging Inventory 2022-2023: Provincial and Territorial Overview
    - Evidence informing base-year allocation inputs; displayed values and growth are calculated: Reported hospital and private-facility site types constrain buyer attribution, with explicit regional and classification limitations.
    - Evidence informing forecast-year allocation inputs; displayed values and growth are calculated: Reported hospital and private-facility site types constrain buyer attribution, with explicit regional and classification limitations.
    - Evidence informing base-year allocation inputs; displayed values and growth are calculated: Private-site participation supplies an outpatient calibration lead; private ownership is not equated automatically with imaging-centre status.
    - Evidence informing forecast-year allocation inputs; displayed values and growth are calculated: Private-site participation supplies an outpatient calibration lead; private ownership is not equated automatically with imaging-centre status.
    - Evidence informing base-year allocation inputs; displayed values and growth are calculated: Modality-specific 2022-2023 age distributions supply observed inputs to the explicitly assumed age-to-support-endpoint bridge.
    - Evidence informing forecast-year allocation inputs; displayed values and growth are calculated: Modality-specific 2022-2023 age distributions supply observed inputs to the explicitly assumed age-to-support-endpoint bridge.
    - Evidence informing base-year allocation inputs; displayed values and growth are calculated: Older-equipment distributions constrain the beyond-support model but do not directly measure manufacturer support withdrawal.
    - Evidence informing forecast-year allocation inputs; displayed values and growth are calculated: Older-equipment distributions constrain the beyond-support model but do not directly measure manufacturer support withdrawal.
24. MLN909060 - Independent Diagnostic Testing Facility, February 2026
    - Evidence informing forecast-year allocation inputs; displayed values and growth are calculated: Official mobile-IDTF distinctions separate clinical operators from equipment/personnel leasing and establish a maintenance responsibility, not an outsourcing percentage.
25. Maintenance service agreements
    - Evidence informing base-year allocation inputs; displayed values and growth are calculated: Approximately xx.xx% remotely resolved corrective cases constrain channel assumptions but cannot be substituted for remote-only spending.
    - Evidence informing forecast-year allocation inputs; displayed values and growth are calculated: Approximately xx.xx% remotely resolved corrective cases constrain channel assumptions but cannot be substituted for remote-only spending.
    - Evidence informing base-year allocation inputs; displayed values and growth are calculated: RightFit combines field and remote expertise under customizable agreements, supporting an inseparable integrated-obligation category.
    - Evidence informing forecast-year allocation inputs; displayed values and growth are calculated: RightFit combines field and remote expertise under customizable agreements, supporting an inseparable integrated-obligation category.
    - Evidence informing base-year allocation inputs; displayed values and growth are calculated: Field-engineer access remains part of the commercial offering; remote resolution does not eliminate purchased attendance obligations.
    - Evidence informing forecast-year allocation inputs; displayed values and growth are calculated: Field-engineer access remains part of the commercial offering; remote resolution does not eliminate purchased attendance obligations.

26. Portable Ultrasound Repair Depot
    - Evidence informing base-year allocation inputs; displayed values and growth are calculated: Accepted portable ultrasound systems are repaired at a service centre, supporting a system-level depot channel with eligibility and repaired-portion limits.
    - Evidence informing forecast-year allocation inputs; displayed values and growth are calculated: Accepted portable ultrasound systems are repaired at a service centre, supporting a system-level depot channel with eligibility and repaired-portion limits.
    - Evidence informing base-year allocation inputs; displayed values and growth are calculated: Flat-rate repair for eligible jobs establishes event-specific pricing, while excluded cases receive alternative quotations; adoption is not disclosed.
    - Evidence informing forecast-year allocation inputs; displayed values and growth are calculated: Flat-rate repair for eligible jobs establishes event-specific pricing, while excluded cases receive alternative quotations; adoption is not disclosed.
27. Managed Neutral Vendor Services
    - Evidence informing forecast-year allocation inputs; displayed values and growth are calculated: The managed framework runs January xx.xx 2026-January xx.xx 2030 and requires mini-competition. It supports route availability, not realized maintenance revenue or guaranteed continuation to 2032.
28. TruPay - GE HealthCare commercial brochure
    - Evidence informing base-year allocation inputs; displayed values and growth are calculated: The official brochure has a fixed first-xx.xx-patient price plus further usage slabs, supporting minimum-plus-variable classification when both components apply.
    - Evidence informing forecast-year allocation inputs; displayed values and growth are calculated: The official brochure has a fixed first-xx.xx-patient price plus further usage slabs, supporting minimum-plus-variable classification when both components apply.
    - Evidence informing base-year allocation inputs; displayed values and growth are calculated: The explicit minimum payment constrains the pure Usage-Based Fees numerator; a pay-per-use promotional label does not independently establish variable-only billing.
    - Evidence informing forecast-year allocation inputs; displayed values and growth are calculated: The explicit minimum payment constrains the pure Usage-Based Fees numerator; a pay-per-use promotional label does not independently establish variable-only billing.
29. Flexible Multi-Vendor Medical Imaging Equipment Service
    - Evidence informing base-year allocation inputs; displayed values and growth are calculated: A disclosed Time & Materials option supports a separate input-charged commercial route without reporting realized revenue or exact customer terms.
    - Evidence informing forecast-year allocation inputs; displayed values and growth are calculated: A disclosed Time & Materials option supports a separate input-charged commercial route without reporting realized revenue or exact customer terms.
    - Evidence informing base-year allocation inputs; displayed values and growth are calculated: Advertised post-OEM-support service corroborates continuing commercial participation beyond manufacturer support, but not universal model eligibility.
    - Evidence informing forecast-year allocation inputs; displayed values and growth are calculated: Advertised post-OEM-support service corroborates continuing commercial participation beyond manufacturer support, but not universal model eligibility.

19. Medical Imaging Equipment Maintenance Services Market, by Group

Americas service coverage should distinguish regional staffing arrangements from country-specific maintenance access. The Canada-United States-Mexico Agreement provides a temporary-entry category for qualifying after-sales repair and maintenance personnel whose work is connected to a seller's contractual obligation. ■■■■ ■■■ ■■■■■■■ ■■■■■■■■ ■■■■■■■■■■■■ ■■■■■■■ ■■■■■■■■■■■■ ■■■ ■■ ■■ ■■■ ■ ■■■■■■■ ■■■■■■■■■■ ■■■ ■■■■■■ ■■■■■■■■■■■■ ■■■■■■■■■ ■■■■■■■■■■■ ■■■■■■ ■■■■■■■■■ ■■■■■■ ■■■■■■■■■ ■■■ ■■■■■■■■■■■ ■■■■■ ■■■ ■■■■■■■■ ■■■■■■■■■ ■■■■■■ ■■■■■■■■■ ■■■■■■■■ ■■■■■■■■■ ■■■ ■■■■■■■■■■■ ■■■■ ■■■ ■■■■■■■■■ ■■■■■■ ■■■■■■■■■ ■■ ■■■■■■■■■■

Europe, Middle East & Africa requires different commercial access checks within a coordinated regional account strategy. The United Kingdom's Managed Neutral Vendor Services framework makes competition within an admitted purchasing channel important, while Saudi Arabia's published establishment requirements distinguish maintenance activities requiring specific licensing. ■ ■■■■■■■■ ■■■■■■■ ■■■■■■■■ ■■■■■■ ■■■■■■■■■ ■■■■■■■■ ■■■ ■■■■■■■■■ ■■■■■■■■■■■ ■■■■■■ ■■■ ■■■■■■■■■■ ■■■■■■■■■■ ■■■■■ ■■■ ■■■■ ■■■■■ ■■■■■■■■■■ ■■■■■■■■■■■■■ ■■ ■■■ ■■■■■■■■■■■■ ■■■■■■ ■■■■■■■■■■ ■■■ ■■■ ■■■■■■■■■■■■■ ■■■■■■ ■■ ■■■■■■■■

■■■■■ ■■■■■■■■■■■■■ ■■■■■■■■ ■ ■■■■■■ ■■■■■■■■■■■■■ ■■■■■■■■■■■ ■■■ ■■■■■■■■■■ ■■■■■■■■ ■■ ■ ■■■■■■■■■■■ ■■■■■■■■■■■ ■■■■■■■■■■■■■ ■■■ ■■■■■ ■■■■■■■■ ■■■■■■■ ■■■■■■■■■ ■■■■■■■■■■■ ■■■■■■■■■■■ ■■ ■■■■■■ ■■■■■■■■■■■■■■ ■■■ ■■■■■■■■■■■■ ■■■■■■■■■■ Those activities concern the device regulatory framework and should not be treated as confirmation of field-service eligibility or cross-border repair arrangements. Suppliers can reuse relevant regulatory documentation, but must establish the receiving country's requirements separately; Singapore's documented repair-return route cannot simply be presumed to apply in Malaysia, Indonesia, or Thailand.

GCC pooled device purchasing creates a potential equipment-linked after-sales channel. The Gulf Health Council's Joint Procurement Program expressly includes adequate after-sales service among its objectives. ■■■■ ■■■■■■■■ ■■■■■■■■■ ■■■■■■■■■■■ ■■■■■■■■■■■ ■■■■■■■ ■■■■■■■■■■ ■■■■■■■■■ ■■■■■■■■ ■■■■■■ ■■■■ ■■■■■■■■ ■■■■ ■■■■■■ ■■■■■■■■■■ ■■■■■■■■ ■ ■■■■■■■■■ ■■■■■■■■■■ ■■■■■■■■■■■■■■■■■■■ ■■■■■■■■■ ■■■■■■■■■ ■■■■■■ ■■■■■■■■■■ ■■■■■■■ ■■■ ■■■■■■■■■■ ■■■■■■■■■ ■■■■■■■■■■■■■■■ ■■■■■■■■ ■■■■■■■■■■■■■ ■■■■■■■■■■■ ■■■■■■■■■■■■ ■■ ■■■■■■■ ■■■■■■■■■■■ ■ ■■■■■■■■ ■■■■■■■■■■■ ■■■■■■■■■■■■ ■■■■ ■■■ ■■■■■■ ■■■■■■■■■ ■■■■■■■■■■■■■■■ ■■■■■■■ ■■■■■■■■■■■ ■■ ■ ■■■■■■■■■■■ ■■■■■■■

Australasia offers a conditional staffing bridge rather than automatic equivalence of service permissions. New South Wales permits applications based on equivalent occupational registration in New Zealand, subject to its mutual-recognition conditions. ■■■ ■■■■■■■ ■■■■■■■■■■ ■■■■■■■■ ■■■■■■■■■■ ■■■■ ■■■■■■■■■■ ■■■■■■■■■ ■■■■■■ ■■■■■■■■■ ■■■■■ ■■ ■■■■■■■■■■■■■ ■■ ■■■ ■■■■■■■■■ ■■■■■■■■■ ■ ■■■■■■■■ ■■■ ■■■ ■■ ■■■■■■■■ ■■■■■■■■■■■■ ■■■■■ ■■ ■■■■■■ ■■■■■ ■■■■■■■■■■ ■■■ ■■■■■■ ■■■■■■■ ■■■ ■■■■■■■■■■■■ ■■■■■■■■■■ ■■■■■■

■■■■■■■■■■ ■■■■■■■■■■ ■■■■■ ■■■■■■■■■■■ ■■■■ ■■■ ■■■■■■ ■■■■■■■■■■■■ ■■■■■■■■■■■■ ■■■■■ ■■■■■■■■ ■■■■■■■ ■■■■■■■■■■

Nordic procurement cooperation supports reusable sustainability documentation while preserving national purchasing differences. Nordic Council guidance expressly cautions that national implementation and acceptable evidence can differ. ■■■■■■■■ ■■■■■■■■■■ ■■■■■■■■■■■ ■■■■■■■■■ ■■■■■■■■ ■■■■■■■ ■■■■■■■■■■ ■■■■■■■■■■■■ ■■■■■■ ■■■ ■■■■■■ ■■■■■■■ ■■■■■■■■■ ■■■■ ■■ ■■■■■■■■ ■■■■■■■■■■■ ■■■■■■■■ ■■■■■■■■■ ■■■■■■■■■ ■■■ ■■■■■■■■■■■ ■■■■■■■■■ ■■■ ■■■■■■■ ■ ■■■■■■ ■■■■■■■■■■■■■■■■■ ■■■■■■■■ ■■■ ■■■■■■■ ■■■■■■ ■■■■ ■■ ■■■■■■■■■■■■ ■■■■■■■ ■■ ■■■ ■■■■■■ ■■■■■■■■■■■ ■■■■■■■ ■■■■■■■■ ■■ ■■■ ■■■■■■■■■■■■ ■■■■■■ ■■■ ■■■■■■■■ ■■■■■ ■■ ■■■■■■■■ ■■■■■■■■ ■■■■■■■■ ■■ ■■■■■■■■

■■■■■■■■ ■■■■■ ■■■■■■■■■■■ ■■■■■■■■■■ ■■■■■■ ■■ ■■■■■■■■■■■■■ ■■■■ ■■■■■■■■■ ■■■■■■■■ ■■■■■■■■■■■■ ■■■ ■■■■■■■■ ■■■■■■■■■■ ■■■■■■■■■■ ■■■■■ ■■■■■■■■■■■ ■■■■■■■■■■ ■■■■■■■■■ ■■■■■■■■■ ■■■■■■■■ ■■ ■■■■■■■■ ■■■■■■■■■ ■■■■■■■■■■ An imaging-maintenance bidder should therefore establish which requirements the contracting authority actually incorporates instead of presenting a general sustainability reference as proof of eligibility. Common documentation can reduce repeated preparation, but the commercial commitment must follow the applicable tender and contract, including any expressly purchased parts-support or lifecycle responsibilities.

BRICS regulatory cooperation is a monitoring signal, not an established maintenance authorization. The India-Brazil memorandum exchanged on February xx.xx 2026, covers medical-product regulatory cooperation and information exchange while expressly preserving national laws and regulations. ■■ ■■■■ ■■■ ■■■■■■■■■ ■ ■■■■■■■■■ ■■■■■■■ ■■ ■ ■■■■■■■■■■■■ ■■■■■■■■■■ ■■■■■■■■ ■■■■■■■■■ ■■■■■■ ■■■■■■ ■■■■■ ■■■■■■■■■■■■■ ■■■■■■■■■■■ ■■■■■ ■■■■ ■■ ■■■■■■■■■■■■ ■■■■■■■■■■■■■ ■■■■■■■■■■ ■■■■■ ■■ ■■■■■■■■■ ■■■■■■■■ ■■ ■■■■■■■■■■ ■■■■■■ ■■■■■■■■ ■■■■■■■ ■■■■■■■■■■■■ ■■■■■■ ■■■■■■■■■■ ■■ ■ ■■■■■■■■■■■ ■■■■■■■ ■■■■■■■■■■■ ■■ ■■■■■ ■■■■■■■■■■■■

G7 cooperation supports a common governance agenda for connected services without establishing common data-access permission. The October 2024 health ministers' communiqué prioritizes cybersecurity, interoperability, and responsible health-data use in accordance with national regulations. ■■■ ■■■■■■■■■ ■■■■■■■■■ ■■■■■■ ■■■■■■■■ ■■■ ■■■■■■■ ■■■■■■■■■■■ ■■ ■■ ■■■■■■■ ■■■■■■■■ ■■■■■■■■■■■■■■■ ■■■■■■■■■■■■■ ■■■■■■ ■■■■■■■■ ■■■■■■■■ ■■■ ■■■■■■■■■■■■■■■■■ ■■■■■■■■■ ■■■■■■ ■■■■■■ ■■■■■■■■■■ ■■ ■■■ ■■■■■■■■■ ■■■■ ■■■ ■■■■ ■■■■■■■■■■■■ ■■■■■■■■■■■ ■■ ■■■■■■■■■■ ■■ ■■■ ■■■■■■ ■■■■■■■■ ■■■■■■ ■■■■■■■■ ■■■■■■■■■ ■■■ ■■■■■ ■■■■■■■■■■■■■■

NATO presents a specialized medical-procurement channel rather than a general route into civilian imaging maintenance. NATO has documented the Medical Support Partnership's role in consolidating medical requirements. ■■■■■■■■ ■■■■■■■■■■ ■■■■■■■■ ■■■■■■■■■■ ■■■■■■■■■■ ■■■■ ■■■■■■■■■■■ ■■■■■■■■■■■■ ■■ ■ ■■■■■■■■■■■■ ■■■ ■■■■■■■■ ■■■■■■■■■■ ■■■■■■■ ■■■ ■■■■■■■■■■■■■■ ■■ ■■■■■■■■■■■■■■■■■■ ■■■■■■■■■ ■■■■■■■ ■■■■■■■■■■ ■■■■ ■■■ ■■■■■■■■■■ ■■■■■■■■■■■ ■■■ ■■ ■■■■■■■■■■ ■■■■■■■■■ ■■■■■■■■■■■■■ ■■■■■■■ ■■■■■■■■■■■ ■■■■■■■■ ■■■■■■■■■■ ■■■ ■■■■■■■■■■ ■■■■■■■■ ■■■■■■■■ ■■■■ ■■■ ■■■■■■■■■■ ■ ■■■■■■■■

These groups are overlapping, non-additive views within the Global market. A supplier or buyer appearing in Americas, Europe, Middle East & Africa, European Union, Nordic, G7, NATO, or another group may represent the same underlying service relationship.

Figure 33. Global Medical Imaging Equipment Maintenance Services Market Size, by Group, 2025 vs 2026 vs 2032

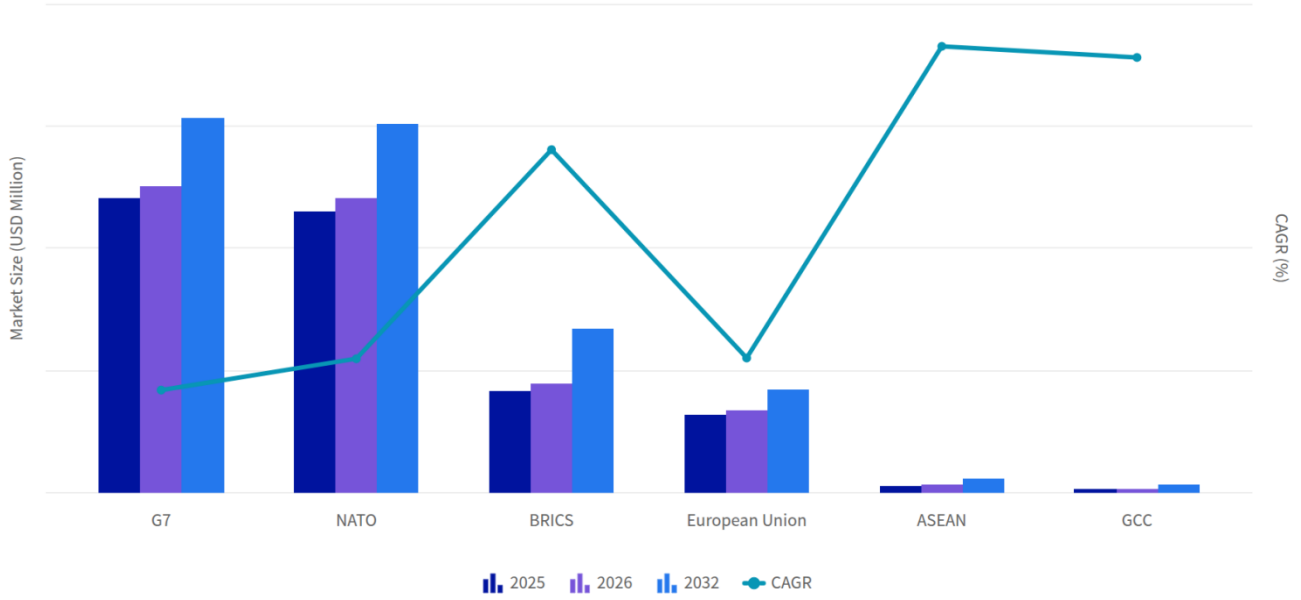

Table 273. Global Medical Imaging Equipment Maintenance Services Market Size, by Group, 2017-2040 (USD Million)

Group	2017	2024	2025	2026	2027	2032	2040	CAGR (%)
ASEAN	xx.xx	xx.xx	xx.xx	xx.xx	xx.xx	xx.xx	xx.xx	xx.xx
BRICS	xx.xx	xx.xx	xx.xx	xx.xx	xx.xx	xx.xx	xx.xx	xx.xx
European Union	xx.xx	xx.xx	xx.xx	xx.xx	xx.xx	xx.xx	xx.xx	xx.xx
G7	xx.xx	xx.xx	xx.xx	xx.xx	xx.xx	xx.xx	xx.xx	xx.xx
GCC	xx.xx	xx.xx	xx.xx	xx.xx	xx.xx	xx.xx	xx.xx	xx.xx
NATO	xx.xx	xx.xx	xx.xx	xx.xx	xx.xx	xx.xx	xx.xx	xx.xx

Sources & Evidence

1. Managed Neutral Vendor Services

   · The United Kingdom framework establishes a procurement-channel gate through mini-competition. ([eoecph.nhs.uk](https://www.eoecph.nhs.uk/frameworks/managed-neutral-vendor-services/))

2. Requirements for Medical Devices Establishments Licensing-MDS-REQ-009
   · Published Saudi establishment requirements distinguish maintenance activities and licensing, supporting the contrast with framework-based procurement.
   ([sfda.gov.sa](https://www.sfda.gov.sa/sites/default/files/2023-xx.xx/RequirementsLicensingMDEstablishments_0.pdf))
3. Canada-United States-Mexico Agreement (CUSMA) - Chapter 16 - Temporary entry for business persons
   · CUSMA Chapter xx.xx includes qualifying after-sales repair and maintenance personnel under contractual and temporary-entry conditions.
   ([international.gc.ca](https://www.international.gc.ca/trade-commerce/trade-agreements-accords-commerciaux/agr-acc/cusma-aceum/text-texte/xx.xx.aspx?lang=eng))
4. ASEAN Medical Device Committee (AMDC)
   · HSA describes AMDC work on harmonizing device classification, interpretation, and post-market reporting; it does not establish maintenance-provider authorization.
   ([hsa.gov.sg](https://www.hsa.gov.sg/international-collaboration/md/admc/))
5. Gulf Health Council
   · The Gulf Health Council describes adequate after-sales service as an objective of its Gulf Joint Procurement Program for devices and medical supplies.
   ([ghc.sa](https://www.ghc.sa/wp-content/uploads/2023/xx.xx/GHC-ENG-xx.xx.pdf))
6. Applications for a radiation licence or accreditation under mutual recognition
   · New South Wales describes conditional mutual recognition for equivalent occupational registration held in another Australian jurisdiction or New Zealand.
   ([epa.nsw.gov.au](https://www.epa.nsw.gov.au/Your-environment/Radiation/radiation-user-licence/user-licence-introduction/user-licence-application))
7. Radiation codes of practice
   · New Zealand states that applicable radiation codes bind persons dealing with radiation sources regardless of whether authorization is required.
   ([health.govt.nz](https://www.health.govt.nz/regulation-legislation/radiation/codes-of-practice))
8. Nordic Guidelines - Green Public Procurement
   · Nordic procurement guidance warns that national implementation and acceptance of evidence can differ.
   ([norden.org](https://www.norden.org/no/node/xx.xx))
9. Sustainability criteria for Health Care EEE
   · Sweden publishes health-care equipment criteria covering CT, MRI, Ultrasound, and X-ray equipment, including a compatible spare-parts access criterion.
   ([upphandlingsmyndigheten.se](https://www.upphandlingsmyndigheten.se/en/criteria/nursing-and-care/health-care-eee/))
10. Green Public Procurement Criteria and Requirements
    · The European Commission lists the older electrical and electronic health-care equipment criteria under outdated voluntary criteria.
    ([green-forum.ec.europa.eu](https://green-forum.ec.europa.eu/green-business/green-public-procurement/gpp-criteria-and-requirements_en))
11. India and Brazil Exchange MoU to Strengthen Cooperation in Pharmaceutical and Medical Products Regulation
    · India and Brazil exchanged a medical-product regulatory cooperation memorandum on February xx.xx 2026; cooperation remains in accordance with national laws and regulations.
    ([pib.gov.in](https://www.pib.gov.in/PressReleasePage.aspx?PRID=xx.xx&lang=xx.xx®=xx.xx))
12. G7 Health Ministers' Communiqué, Ancona, October 2024
    · The October 2024 communiqué prioritizes health-data protection, cybersecurity, and interoperability while referring to national regulations. Application to maintenance governance is a bounded inference.
    ([g7italy.it](https://www.g7italy.it/wp-content/uploads/G7-Health-Ministers-Communique.pdf))

13. NATO Chiefs of Military Medical Services convene its 59th plenary session
    - NATO documents the Medical Support Partnership's intended role in common medical requirements and procurement; the article does not establish an imaging-maintenance solicitation. ([nato.int](https://www.nato.int/en/news-and-events/articles/news/2023/xx.xx/xx.xx/nato-chiefs-of-military-medical-services-convene-its-59th-plenary-session))
14. Frequently asked questions - Doing business with NATO
    - Canadian government guidance requires Canadian companies seeking NSPA opportunities to register in its source file, with validation of Canadian establishment. ([canada.ca](https://www.canada.ca/en/department-national-defence/services/doing-business-with-foreign-defence-markets/frequently-asked-questions-doing-business-with-nato.html))
15. GE HealthCare Technologies Inc. - 2025 Form 10-K
    - Evidence informing the 2023 market-value input; displayed series and growth include calculations: Reported services revenue of USD xx.xx supplies a historical commercial-activity proxy; it is broader than imaging maintenance.
    - Evidence informing the 2024 market-value input; displayed series and growth include calculations: Reported services revenue of USD xx.xx supplies the comparable historical proxy.
16. GE HealthCare Technologies Inc. - 2022 Form 10-K
    - Evidence informing the 2020 market-value input; displayed series and growth include calculations: Services revenue of USD xx.xx anchors the high-cost equipment cohort's historical activity index.
    - Evidence informing the 2021 market-value input; displayed series and growth include calculations: Services revenue of USD xx.xx supplies the comparable activity index.
    - Evidence informing the 2022 market-value input; displayed series and growth include calculations: Services revenue of USD xx.xx supplies the activity index. The filing attributes the services decline primarily to unfavorable currency effects.
17. Health at a Glance 2025 - Diagnostic Technologies
    - Evidence informing the 2032 market-value input; displayed series and growth include calculations: Long-run increases in imaging activity support continued equipment demand; examination volumes are not substituted for maintenance revenue.
    - Evidence informing the 2040 market-value input; displayed series and growth include calculations: The observed country variation and incomplete coverage constrain long-run stock-growth assumptions and prohibit uniform worldwide density extrapolation.
18. OnWatch Predict
    - Evidence informing the 2032 market-value input; displayed series and growth include calculations: Conditional reported benefits support considering a service-efficiency counterforce, not applying downtime reductions directly to service revenue.
    - Evidence informing the 2040 market-value input; displayed series and growth include calculations: The offering supports retaining human and component fulfillment costs in the long-run forecast; it does not establish autonomous servicing or engineer replacement.
19. Unite In-House Service Solutions
    - Evidence informing the 2032 market-value input; displayed series and growth include calculations: The retained-labor boundary supports the modeled purchased-scope counterforce, without measuring future adoption.
    - Evidence informing the 2040 market-value input; displayed series and growth include calculations: The offering supports maintaining a distinction between installed equipment obligations and externally purchased service expenditure.
20. Philips Standard Terms and Conditions of Service, Revision 23, April 2024
    - Evidence informing the 2032 market-value input; displayed series and growth include calculations: Published lifecycle terms condition post-End-of-Life repair on parts and trained-personnel availability and remove the earlier uptime guarantee. These constrain assumed indefinite support extension.
    - Evidence informing the 2040 market-value input; displayed series and growth include calculations: The lifecycle conditions support including retirement and support limitations in long-run growth assumptions, but do not establish a dated global withdrawal event.

19.1. G7

Table 274. G7 Medical Imaging Equipment Maintenance Services Market, by Country growth contribution, 2025-2032

Category	2025 value (USD Million)	2032 value (USD Million)	Added value (USD Million)	2025 share (%)	2032 share (%)	Change (pp)	Growth share (%)	CAGR (%)
Canada	xx.xx	xx.xx	xx.xx	xx.xx	xx.xx	xx.xx	xx.xx	xx.xx
France	xx.xx	xx.xx	xx.xx	xx.xx	xx.xx	xx.xx	xx.xx	xx.xx
Germany	xx.xx	xx.xx	xx.xx	xx.xx	xx.xx	xx.xx	xx.xx	xx.xx
Italy	xx.xx	xx.xx	xx.xx	xx.xx	xx.xx	xx.xx	xx.xx	xx.xx
Japan	xx.xx	xx.xx	xx.xx	xx.xx	xx.xx	xx.xx	xx.xx	xx.xx
United Kingdom	xx.xx	xx.xx	xx.xx	xx.xx	xx.xx	xx.xx	xx.xx	xx.xx
United States	xx.xx	xx.xx	xx.xx	xx.xx	xx.xx	xx.xx	xx.xx	xx.xx
Scope total	**xx.xx**	**xx.xx**	**xx.xx**	**xx.xx**	**xx.xx**	**xx.xx**	**xx.xx**	**xx.xx**

Table 275. G7 Medical Imaging Equipment Maintenance Services Market Size, by Group, 2017-2040 (USD Million)

Group	2017	2024	2025	2026	2027	2032	2040	CAGR (%)
Canada	xx.xx	xx.xx	xx.xx	xx.xx	xx.xx	xx.xx	xx.xx	xx.xx
France	xx.xx	xx.xx	xx.xx	xx.xx	xx.xx	xx.xx	xx.xx	xx.xx
Germany	xx.xx	xx.xx	xx.xx	xx.xx	xx.xx	xx.xx	xx.xx	xx.xx
Italy	xx.xx	xx.xx	xx.xx	xx.xx	xx.xx	xx.xx	xx.xx	xx.xx
Japan	xx.xx	xx.xx	xx.xx	xx.xx	xx.xx	xx.xx	xx.xx	xx.xx
United Kingdom	xx.xx	xx.xx	xx.xx	xx.xx	xx.xx	xx.xx	xx.xx	xx.xx
United States	xx.xx	xx.xx	xx.xx	xx.xx	xx.xx	xx.xx	xx.xx	xx.xx

Table 276. G7 Medical Imaging Equipment Maintenance Services Market Size, by Maintenance Function, 2017-2040 (USD Million)

Maintenance Function	2017	2024	2025	2026	2027	2032	2040	CAGR (%)
Combined Preventive and Corrective Maintenance	xx.xx	xx.xx	xx.xx	xx.xx	xx.xx	xx.xx	xx.xx	xx.xx
Corrective Maintenance	xx.xx	xx.xx	xx.xx	xx.xx	xx.xx	xx.xx	xx.xx	xx.xx
Inspection and Verification	xx.xx	xx.xx	xx.xx	xx.xx	xx.xx	xx.xx	xx.xx	xx.xx
Preventive Maintenance	xx.xx	xx.xx	xx.xx	xx.xx	xx.xx	xx.xx	xx.xx	xx.xx
Total	**xx.xx**	**xx.xx**	**xx.xx**	**xx.xx**	**xx.xx**	**xx.xx**	**xx.xx**	**xx.xx**

Table 277. G7 Medical Imaging Equipment Maintenance Services Market Size, by Imaging Modality, 2017-2040 (USD Million)

Imaging Modality	2017	2024	2025	2026	2027	2032	2040	CAGR (%)
Bone Densitometry	xx.xx	xx.xx	xx.xx	xx.xx	xx.xx	xx.xx	xx.xx	xx.xx
Computed Tomography	xx.xx	xx.xx	xx.xx	xx.xx	xx.xx	xx.xx	xx.xx	xx.xx
Dental Radiology	xx.xx	xx.xx	xx.xx	xx.xx	xx.xx	xx.xx	xx.xx	xx.xx
Fluoroscopy and Angiography	xx.xx	xx.xx	xx.xx	xx.xx	xx.xx	xx.xx	xx.xx	xx.xx
General Radiography	xx.xx	xx.xx	xx.xx	xx.xx	xx.xx	xx.xx	xx.xx	xx.xx
Hybrid Imaging	xx.xx	xx.xx	xx.xx	xx.xx	xx.xx	xx.xx	xx.xx	xx.xx
Magnetic Resonance Imaging	xx.xx	xx.xx	xx.xx	xx.xx	xx.xx	xx.xx	xx.xx	xx.xx
Mammography	xx.xx	xx.xx	xx.xx	xx.xx	xx.xx	xx.xx	xx.xx	xx.xx
Nuclear Medicine Imaging	xx.xx	xx.xx	xx.xx	xx.xx	xx.xx	xx.xx	xx.xx	xx.xx
Ultrasound	xx.xx	xx.xx	xx.xx	xx.xx	xx.xx	xx.xx	xx.xx	xx.xx
Total	**xx.xx**	**xx.xx**	**xx.xx**	**xx.xx**	**xx.xx**	**xx.xx**	**xx.xx**	**xx.xx**

Table 278. G7 Medical Imaging Equipment Maintenance Services Market Size, by Hybrid Imaging, 2017-2040 (USD Million)

Hybrid Imaging	2017	2024	2025	2026	2027	2032	2040	CAGR (%)
Hybrid Interventional Imaging	xx.xx	xx.xx	xx.xx	xx.xx	xx.xx	xx.xx	xx.xx	xx.xx
PET/CT	xx.xx	xx.xx	xx.xx	xx.xx	xx.xx	xx.xx	xx.xx	xx.xx
PET/MRI	xx.xx	xx.xx	xx.xx	xx.xx	xx.xx	xx.xx	xx.xx	xx.xx
SPECT/CT	xx.xx	xx.xx	xx.xx	xx.xx	xx.xx	xx.xx	xx.xx	xx.xx
Total	**xx.xx**	**xx.xx**	**xx.xx**	**xx.xx**	**xx.xx**	**xx.xx**	**xx.xx**	**xx.xx**

Table 279. G7 Medical Imaging Equipment Maintenance Services Market Size, by Nuclear Medicine Imaging, 2017-2040 (USD Million)

Nuclear Medicine Imaging	2017	2024	2025	2026	2027	2032	2040	CAGR (%)
Gamma Camera and SPECT Imaging	xx.xx	xx.xx	xx.xx	xx.xx	xx.xx	xx.xx	xx.xx	xx.xx
Standalone PET Imaging	xx.xx	xx.xx	xx.xx	xx.xx	xx.xx	xx.xx	xx.xx	xx.xx
Total	**xx.xx**	**xx.xx**	**xx.xx**	**xx.xx**	**xx.xx**	**xx.xx**	**xx.xx**	**xx.xx**

Table 280. G7 Medical Imaging Equipment Maintenance Services Market Size, by Clinical Use, 2017-2040 (USD Million)

Clinical Use	2017	2024	2025	2026	2027	2032	2040	CAGR (%)
Diagnostic and Screening Imaging	xx.xx	xx.xx	xx.xx	xx.xx	xx.xx	xx.xx	xx.xx	xx.xx
Image-Guided Intervention	xx.xx	xx.xx	xx.xx	xx.xx	xx.xx	xx.xx	xx.xx	xx.xx
Shared-Use Imaging	xx.xx	xx.xx	xx.xx	xx.xx	xx.xx	xx.xx	xx.xx	xx.xx
Treatment-Planning Imaging	xx.xx	xx.xx	xx.xx	xx.xx	xx.xx	xx.xx	xx.xx	xx.xx
Total	**xx.xx**	**xx.xx**	**xx.xx**	**xx.xx**	**xx.xx**	**xx.xx**	**xx.xx**	**xx.xx**

Table 281. G7 Medical Imaging Equipment Maintenance Services Market Size, by End User, 2017-2040 (USD Million)

End User	2017	2024	2025	2026	2027	2032	2040	CAGR (%)
Ambulatory Care Centers	xx.xx	xx.xx	xx.xx	xx.xx	xx.xx	xx.xx	xx.xx	xx.xx
Dental Practices	xx.xx	xx.xx	xx.xx	xx.xx	xx.xx	xx.xx	xx.xx	xx.xx
Diagnostic Imaging Centers	xx.xx	xx.xx	xx.xx	xx.xx	xx.xx	xx.xx	xx.xx	xx.xx
Hospitals	xx.xx	xx.xx	xx.xx	xx.xx	xx.xx	xx.xx	xx.xx	xx.xx
Medical and Allied Health Practices	xx.xx	xx.xx	xx.xx	xx.xx	xx.xx	xx.xx	xx.xx	xx.xx
Mobile Imaging Operators	xx.xx	xx.xx	xx.xx	xx.xx	xx.xx	xx.xx	xx.xx	xx.xx
Total	**xx.xx**	**xx.xx**	**xx.xx**	**xx.xx**	**xx.xx**	**xx.xx**	**xx.xx**	**xx.xx**

Table 282. G7 Medical Imaging Equipment Maintenance Services Market Size, by Service Delivery, 2017-2040 (USD Million)

Service Delivery	2017	2024	2025	2026	2027	2032	2040	CAGR (%)
Depot Repair	xx.xx	xx.xx	xx.xx	xx.xx	xx.xx	xx.xx	xx.xx	xx.xx
Integrated Service Delivery	xx.xx	xx.xx	xx.xx	xx.xx	xx.xx	xx.xx	xx.xx	xx.xx
On-Site Service	xx.xx	xx.xx	xx.xx	xx.xx	xx.xx	xx.xx	xx.xx	xx.xx
Remote Service	xx.xx	xx.xx	xx.xx	xx.xx	xx.xx	xx.xx	xx.xx	xx.xx
Total	**xx.xx**	**xx.xx**	**xx.xx**	**xx.xx**	**xx.xx**	**xx.xx**	**xx.xx**	**xx.xx**

Table 283. G7 Medical Imaging Equipment Maintenance Services Market Size, by Procurement Route, 2017-2040 (USD Million)

Procurement Route	2017	2024	2025	2026	2027	2032	2040	CAGR (%)
Framework and Master-Agreement Orders	xx.xx	xx.xx	xx.xx	xx.xx	xx.xx	xx.xx	xx.xx	xx.xx
Standalone Procurement	xx.xx	xx.xx	xx.xx	xx.xx	xx.xx	xx.xx	xx.xx	xx.xx
Total	**xx.xx**	**xx.xx**	**xx.xx**	**xx.xx**	**xx.xx**	**xx.xx**	**xx.xx**	**xx.xx**

Table 284. G7 Medical Imaging Equipment Maintenance Services Market Size, by Service Provider Relationship, 2017-2040 (USD Million)

Service Provider Relationship	2017	2024	2025	2026	2027	2032	2040	CAGR (%)
Manufacturer-Provided Service	xx.xx	xx.xx	xx.xx	xx.xx	xx.xx	xx.xx	xx.xx	xx.xx
Third-Party Service	xx.xx	xx.xx	xx.xx	xx.xx	xx.xx	xx.xx	xx.xx	xx.xx
Total	**xx.xx**	**xx.xx**	**xx.xx**	**xx.xx**	**xx.xx**	**xx.xx**	**xx.xx**	**xx.xx**

Table 285. G7 Medical Imaging Equipment Maintenance Services Market Size, by Contract Coverage, 2017-2040 (USD Million)

Contract Coverage	2017	2024	2025	2026	2027	2032	2040	CAGR (%)
Event-Specific Service	xx.xx	xx.xx	xx.xx	xx.xx	xx.xx	xx.xx	xx.xx	xx.xx
Full-Service Coverage	xx.xx	xx.xx	xx.xx	xx.xx	xx.xx	xx.xx	xx.xx	xx.xx
Limited-Service Coverage	xx.xx	xx.xx	xx.xx	xx.xx	xx.xx	xx.xx	xx.xx	xx.xx
Shared Maintenance Coverage	xx.xx	xx.xx	xx.xx	xx.xx	xx.xx	xx.xx	xx.xx	xx.xx
Total	**xx.xx**	**xx.xx**	**xx.xx**	**xx.xx**	**xx.xx**	**xx.xx**	**xx.xx**	**xx.xx**

Table 286. G7 Medical Imaging Equipment Maintenance Services Market Size, by Pricing Model, 2017-2040 (USD Million)

Pricing Model	2017	2024	2025	2026	2027	2032	2040	CAGR (%)
Fixed Per-Event Fees	xx.xx	xx.xx	xx.xx	xx.xx	xx.xx	xx.xx	xx.xx	xx.xx
Fixed Periodic Fees	xx.xx	xx.xx	xx.xx	xx.xx	xx.xx	xx.xx	xx.xx	xx.xx
Hybrid Pricing	xx.xx	xx.xx	xx.xx	xx.xx	xx.xx	xx.xx	xx.xx	xx.xx
Time-and-Materials Pricing	xx.xx	xx.xx	xx.xx	xx.xx	xx.xx	xx.xx	xx.xx	xx.xx
Usage-Based Fees	xx.xx	xx.xx	xx.xx	xx.xx	xx.xx	xx.xx	xx.xx	xx.xx
Total	**xx.xx**	**xx.xx**	**xx.xx**	**xx.xx**	**xx.xx**	**xx.xx**	**xx.xx**	**xx.xx**

Table 287. G7 Medical Imaging Equipment Maintenance Services Market Size, by Vendor Scope, 2017-2040 (USD Million)

Vendor Scope	2017	2024	2025	2026	2027	2032	2040	CAGR (%)
Multi-Vendor Coverage	xx.xx	xx.xx	xx.xx	xx.xx	xx.xx	xx.xx	xx.xx	xx.xx
Single-Vendor Coverage	xx.xx	xx.xx	xx.xx	xx.xx	xx.xx	xx.xx	xx.xx	xx.xx
Total	**xx.xx**	**xx.xx**	**xx.xx**	**xx.xx**	**xx.xx**	**xx.xx**	**xx.xx**	**xx.xx**

Table 288. G7 Medical Imaging Equipment Maintenance Services Market Size, by Equipment Support Lifecycle, 2017-2040 (USD Million)

Equipment Support Lifecycle	2017	2024	2025	2026	2027	2032	2040	CAGR (%)
Beyond Manufacturer Support	xx.xx	xx.xx	xx.xx	xx.xx	xx.xx	xx.xx	xx.xx	xx.xx
Within Manufacturer Support	xx.xx	xx.xx	xx.xx	xx.xx	xx.xx	xx.xx	xx.xx	xx.xx
Total	**xx.xx**	**xx.xx**	**xx.xx**	**xx.xx**	**xx.xx**	**xx.xx**	**xx.xx**	**xx.xx**

Sources & Evidence

1. GE HealthCare Technologies Inc. - 2025 Form 10-K
   - Evidence informing the 2023 market-value input; displayed series and growth include calculations: Reported services revenue of USD xx.xx supplies a historical commercial-activity proxy; it is broader than imaging maintenance.
   - Evidence informing the 2024 market-value input; displayed series and growth include calculations: Reported services revenue of USD xx.xx supplies the comparable historical proxy.
   - Evidence informing base-year allocation inputs; displayed values and growth are calculated: U.S. destination sales were USD xx.xx, not maintenance-only revenue.
   - Evidence informing forecast-year allocation inputs; displayed values and growth are calculated: U.S. destination sales were USD xx.xx, not maintenance-only revenue.
2. GE HealthCare Technologies Inc. - 2022 Form 10-K
   - Evidence informing the 2020 market-value input; displayed series and growth include calculations: Services revenue of USD xx.xx anchors the high-cost equipment cohort's historical activity index.
   - Evidence informing the 2021 market-value input; displayed series and growth include calculations: Services revenue of USD xx.xx supplies the comparable activity index.
   - Evidence informing the 2022 market-value input; displayed series and growth include calculations: Services revenue of USD xx.xx supplies the activity index. The filing attributes the services decline primarily to unfavorable currency effects.
3. Health at a Glance 2025 - Diagnostic Technologies
   - Evidence informing the 2032 market-value input; displayed series and growth include calculations: Long-run increases in imaging activity support continued equipment demand; examination volumes are not substituted for maintenance revenue.
   - Evidence informing the 2040 market-value input; displayed series and growth include calculations: The observed country variation and incomplete coverage constrain long-run stock-growth assumptions and prohibit uniform worldwide density extrapolation.

4. OnWatch Predict
   - Evidence informing the 2032 market-value input; displayed series and growth include calculations: Conditional reported benefits support considering a service-efficiency counterforce, not applying downtime reductions directly to service revenue.
   - Evidence informing the 2040 market-value input; displayed series and growth include calculations: The offering supports retaining human and component fulfillment costs in the long-run forecast; it does not establish autonomous servicing or engineer replacement.
5. Unite In-House Service Solutions
   - Evidence informing the 2032 market-value input; displayed series and growth include calculations: The retained-labor boundary supports the modeled purchased-scope counterforce, without measuring future adoption.
   - Evidence informing the 2040 market-value input; displayed series and growth include calculations: The offering supports maintaining a distinction between installed equipment obligations and externally purchased service expenditure.
   - Evidence informing base-year allocation inputs; displayed values and growth are calculated: The offering excludes included onsite and planned-maintenance labor, supporting retained-work and purchased-payment distinctions, not observed adoption.
([gehealthcare.com](https://www.gehealthcare.com/en/services/unite-in-house))
   - Evidence informing forecast-year allocation inputs; displayed values and growth are calculated: The offering excludes included onsite and planned-maintenance labor, supporting retained-work and purchased-payment distinctions, not observed adoption.
([gehealthcare.com](https://www.gehealthcare.com/en/services/unite-in-house))
   - Evidence informing base-year allocation inputs; displayed values and growth are calculated: The published xx.xx% remote fix rate is a case-resolution observation, not remote-only revenue. Separately billed on-site labor supports the responsibility distinction.
   - Evidence informing forecast-year allocation inputs; displayed values and growth are calculated: The published xx.xx% remote fix rate is a case-resolution observation, not remote-only revenue. Separately billed on-site labor supports the responsibility distinction.
   - Evidence informing base-year allocation inputs; displayed values and growth are calculated: Excluded on-site and planned-maintenance labor prevents interpreting every remote-support plan as inclusive integrated fulfillment.
   - Evidence informing forecast-year allocation inputs; displayed values and growth are calculated: Excluded on-site and planned-maintenance labor prevents interpreting every remote-support plan as inclusive integrated fulfillment.
   - Evidence informing base-year allocation inputs; displayed values and growth are calculated: Periodic support with additional billed labor or parts supports mixed payment components rather than universal fixed full coverage.
   - Evidence informing forecast-year allocation inputs; displayed values and growth are calculated: Periodic support with additional billed labor or parts supports mixed payment components rather than universal fixed full coverage.
   - Evidence informing base-year allocation inputs; displayed values and growth are calculated: Enterprise offerings covering GE HealthCare assets establish an own-brand agreement example without measuring its market penetration.
   - Evidence informing forecast-year allocation inputs; displayed values and growth are calculated: Enterprise offerings covering GE HealthCare assets establish an own-brand agreement example without measuring its market penetration.

6. Philips Standard Terms and Conditions of Service, Revision 23, April 2024
   - Evidence informing the 2032 market-value input; displayed series and growth include calculations: Published lifecycle terms condition post-End-of-Life repair on parts and trained-personnel availability and remove the earlier uptime guarantee. These constrain assumed indefinite support extension.
   - Evidence informing the 2040 market-value input; displayed series and growth include calculations: The lifecycle conditions support including retirement and support limitations in long-run growth assumptions, but do not establish a dated global withdrawal event.
   - Evidence informing base-year allocation inputs; displayed values and growth are calculated: Post-End-of-Life obligations change materially, supporting a declared-support endpoint rather than an automatic equipment-age threshold.
   - Evidence informing forecast-year allocation inputs; displayed values and growth are calculated: Post-End-of-Life obligations change materially, supporting a declared-support endpoint rather than an automatic equipment-age threshold.
   - Evidence informing base-year allocation inputs; displayed values and growth are calculated: Post-endpoint repair depends on parts and trained-personnel availability without the earlier uptime guarantee; continuing service is conditional, not indefinite.
   - Evidence informing forecast-year allocation inputs; displayed values and growth are calculated: Post-endpoint repair depends on parts and trained-personnel availability without the earlier uptime guarantee; continuing service is conditional, not indefinite.
7. Health at a Glance 2025 - Diagnostic Technologies
   - Evidence informing base-year allocation inputs; displayed values and growth are calculated: Imaging-stock comparator.
   - Evidence informing forecast-year allocation inputs; displayed values and growth are calculated: Imaging-stock comparator.
   - Evidence informing base-year allocation inputs; displayed values and growth are calculated: Coverage limitation.
   - Evidence informing forecast-year allocation inputs; displayed values and growth are calculated: Coverage limitation.
8. Health at a Glance: Asia/Pacific 2024 - Medical Technologies
   - Evidence informing base-year allocation inputs; displayed values and growth are calculated: High installed-density anchor.
   - Evidence informing forecast-year allocation inputs; displayed values and growth are calculated: High installed-density anchor.
9. Hospital Equipment Maintenance Requirements - CMS Memorandum 14-07-Hospital
   - Evidence informing base-year allocation inputs; displayed values and growth are calculated: Imaging maintenance must follow manufacturer recommendations; this is not an exclusive OEM purchasing award.
   - Evidence informing forecast-year allocation inputs; displayed values and growth are calculated: Imaging maintenance must follow manufacturer recommendations; this is not an exclusive OEM purchasing award.
10. Managed Neutral Vendor Services - East of England Collaborative Procurement Hub
    - Evidence informing forecast-year allocation inputs; displayed values and growth are calculated: The framework starts January xx.xx 2026 and requires mini-competition; admission is not realized maintenance revenue.
    - Evidence informing forecast-year allocation inputs; displayed values and growth are calculated: The managed framework runs January xx.xx 2026-January xx.xx 2030 and requires mini-competition. It supports route availability, not realized maintenance revenue or guaranteed continuation to 2032.

11. RadNet, Inc. - 2025 Form 10-K

- Evidence informing base-year allocation inputs; displayed values and growth are calculated: The disclosed X-ray fleet provides a buyer-footprint check, not global maintenance revenue. ([sec.gov](https://www.sec.gov/Archives/edgar/data/xx.xx/xx.xx/rdnt-xx.xx.htm))
- Evidence informing forecast-year allocation inputs; displayed values and growth are calculated: The disclosed X-ray fleet provides a buyer-footprint check, not global maintenance revenue. ([sec.gov](https://www.sec.gov/Archives/edgar/data/xx.xx/xx.xx/rdnt-xx.xx.htm))
- Evidence informing base-year allocation inputs; displayed values and growth are calculated: The disclosed fluoroscopy fleet constrains the outpatient comparator's scope. ([sec.gov](https://www.sec.gov/Archives/edgar/data/xx.xx/xx.xx/rdnt-xx.xx.htm))
- Evidence informing forecast-year allocation inputs; displayed values and growth are calculated: The disclosed fluoroscopy fleet constrains the outpatient comparator's scope. ([sec.gov](https://www.sec.gov/Archives/edgar/data/xx.xx/xx.xx/rdnt-xx.xx.htm))
- Evidence informing base-year allocation inputs; displayed values and growth are calculated: CT fleet changes provide an independent relative-activity check. ([sec.gov](https://www.sec.gov/Archives/edgar/data/xx.xx/xx.xx/rdnt-xx.xx.htm))
- Evidence informing forecast-year allocation inputs; displayed values and growth are calculated: CT fleet changes provide an independent relative-activity check. ([sec.gov](https://www.sec.gov/Archives/edgar/data/xx.xx/xx.xx/rdnt-xx.xx.htm))
- Evidence informing base-year allocation inputs; displayed values and growth are calculated: MRI fleet changes inform a restrained relative-growth assumption. ([sec.gov](https://www.sec.gov/Archives/edgar/data/xx.xx/xx.xx/rdnt-xx.xx.htm))
- Evidence informing forecast-year allocation inputs; displayed values and growth are calculated: MRI fleet changes inform a restrained relative-growth assumption. ([sec.gov](https://www.sec.gov/Archives/edgar/data/xx.xx/xx.xx/rdnt-xx.xx.htm))
- Evidence informing base-year allocation inputs; displayed values and growth are calculated: Ultrasound fleet disclosure supplies a commercial-stock comparator. ([sec.gov](https://www.sec.gov/Archives/edgar/data/xx.xx/xx.xx/rdnt-xx.xx.htm))
- Evidence informing forecast-year allocation inputs; displayed values and growth are calculated: Ultrasound fleet disclosure supplies a commercial-stock comparator. ([sec.gov](https://www.sec.gov/Archives/edgar/data/xx.xx/xx.xx/rdnt-xx.xx.htm))
- Evidence informing base-year allocation inputs; displayed values and growth are calculated: Mammography fleet disclosure supplies a commercial-stock comparator. ([sec.gov](https://www.sec.gov/Archives/edgar/data/xx.xx/xx.xx/rdnt-xx.xx.htm))
- Evidence informing forecast-year allocation inputs; displayed values and growth are calculated: Mammography fleet disclosure supplies a commercial-stock comparator. ([sec.gov](https://www.sec.gov/Archives/edgar/data/xx.xx/xx.xx/rdnt-xx.xx.htm))
- Evidence informing base-year allocation inputs; displayed values and growth are calculated: PET/CT fleet growth provides a differentiated adoption comparator. ([sec.gov](https://www.sec.gov/Archives/edgar/data/xx.xx/xx.xx/rdnt-xx.xx.htm))
- Evidence informing forecast-year allocation inputs; displayed values and growth are calculated: PET/CT fleet growth provides a differentiated adoption comparator. ([sec.gov](https://www.sec.gov/Archives/edgar/data/xx.xx/xx.xx/rdnt-xx.xx.htm))
- Evidence informing base-year allocation inputs; displayed values and growth are calculated: Manufacturer service arrangements corroborate buyer-side participation, without a spending split. ([sec.gov](https://www.sec.gov/Archives/edgar/data/xx.xx/xx.xx/rdnt-xx.xx.htm))
- Evidence informing forecast-year allocation inputs; displayed values and growth are calculated: Manufacturer service arrangements corroborate buyer-side participation, without a spending split. ([sec.gov](https://www.sec.gov/Archives/edgar/data/xx.xx/xx.xx/rdnt-xx.xx.htm))
- Evidence informing base-year allocation inputs; displayed values and growth are calculated: The operator reports external manufacturer-service arrangements and modality fleets. Applying inherited fees produces a modeled fleet-activity index, not observed maintenance expense.
- Evidence informing forecast-year allocation inputs; displayed values and growth are calculated: The operator reports external manufacturer-service arrangements and modality fleets. Applying inherited fees produces a modeled fleet-activity index, not observed maintenance expense.
- Evidence informing base-year allocation inputs; displayed values and growth are calculated: The disclosed outpatient fleet is counterevidence against treating hospital-heavy national samples as universal buyer distributions.
- Evidence informing forecast-year allocation inputs; displayed values and growth are calculated: The disclosed

12. Contracting in Medical Equipment Maintenance Services: An Empirical Investigation
    - Evidence informing base-year allocation inputs; displayed values and growth are calculated: The historical scanner dataset supplies observed plan-selection proportions, not current global value shares. ([business.columbia.edu](https://business.columbia.edu/sites/default/files-efs/pubfiles/xx.xx/besbes_contracting.pdf))
    - Evidence informing forecast-year allocation inputs; displayed values and growth are calculated: The historical scanner dataset supplies observed plan-selection proportions, not current global value shares. ([business.columbia.edu](https://business.columbia.edu/sites/default/files-efs/pubfiles/xx.xx/besbes_contracting.pdf))
    - Evidence informing base-year allocation inputs; displayed values and growth are calculated: Basic and partial plans constrain the narrower-standing-coverage model. ([business.columbia.edu](https://business.columbia.edu/sites/default/files-efs/pubfiles/xx.xx/besbes_contracting.pdf))
    - Evidence informing forecast-year allocation inputs; displayed values and growth are calculated: Basic and partial plans constrain the narrower-standing-coverage model. ([business.columbia.edu](https://business.columbia.edu/sites/default/files-efs/pubfiles/xx.xx/besbes_contracting.pdf))
    - Evidence informing base-year allocation inputs; displayed values and growth are calculated: Preventive obligations coexist with differing repair coverage or charging in the studied plans. ([business.columbia.edu](https://business.columbia.edu/sites/default/files-efs/pubfiles/xx.xx/besbes_contracting.pdf))
    - Evidence informing forecast-year allocation inputs; displayed values and growth are calculated: Preventive obligations coexist with differing repair coverage or charging in the studied plans. ([business.columbia.edu](https://business.columbia.edu/sites/default/files-efs/pubfiles/xx.xx/besbes_contracting.pdf))
    - Evidence informing base-year allocation inputs; displayed values and growth are calculated: Historical full-protection selection supplies a purchasing primitive, converted from plan counts to value using an explicit relative-spending assumption.
    - Evidence informing forecast-year allocation inputs; displayed values and growth are calculated: Historical full-protection selection supplies a purchasing primitive, converted from plan counts to value using an explicit relative-spending assumption.
    - Evidence informing base-year allocation inputs; displayed values and growth are calculated: Basic and partial plans contain annual fees plus variable charges, supporting Hybrid Pricing and preventing misclassification as pure time-and-materials.
    - Evidence informing forecast-year allocation inputs; displayed values and growth are calculated: Basic and partial plans contain annual fees plus variable charges, supporting Hybrid Pricing and preventing misclassification as pure time-and-materials.
    - Evidence informing base-year allocation inputs; displayed values and growth are calculated: The study's time-and-materials label includes an annual fee; it constrains exclusions from the pure no-retainer numerator rather than observing that category's current share.
    - Evidence informing forecast-year allocation inputs; displayed values and growth are calculated: The study's time-and-materials label includes an annual fee; it constrains exclusions from the pure no-retainer numerator rather than observing that category's current share.

13. Appendix 3: Framework Agreement Specification-Maintenance, Repair and Calibration of Medical Equipment

- Evidence informing base-year allocation inputs; displayed values and growth are calculated: Comprehensive procurement coverage combines scheduled maintenance and repairs. ([sccl.nhs.uk](https://www.sccl.nhs.uk/wp-content/uploads/2023/xx.xx/Maintenance-Appendix-xx.xx-Framework-Specification.pdf))
- Evidence informing forecast-year allocation inputs; displayed values and growth are calculated: Comprehensive procurement coverage combines scheduled maintenance and repairs. ([sccl.nhs.uk](https://www.sccl.nhs.uk/wp-content/uploads/2023/xx.xx/Maintenance-Appendix-xx.xx-Framework-Specification.pdf))
- Evidence informing base-year allocation inputs; displayed values and growth are calculated: Comprehensive cover and case-specific component treatment support obligation-based classification. ([sccl.nhs.uk](https://www.sccl.nhs.uk/wp-content/uploads/2023/xx.xx/Maintenance-Appendix-xx.xx-Framework-Specification.pdf))
- Evidence informing forecast-year allocation inputs; displayed values and growth are calculated: Comprehensive cover and case-specific component treatment support obligation-based classification. ([sccl.nhs.uk](https://www.sccl.nhs.uk/wp-content/uploads/2023/xx.xx/Maintenance-Appendix-xx.xx-Framework-Specification.pdf))
- Evidence informing base-year allocation inputs; displayed values and growth are calculated: Preventive-only, labor-only and component-limited options establish narrower standing obligations. ([sccl.nhs.uk](https://www.sccl.nhs.uk/wp-content/uploads/2023/xx.xx/Maintenance-Appendix-xx.xx-Framework-Specification.pdf))
- Evidence informing forecast-year allocation inputs; displayed values and growth are calculated: Preventive-only, labor-only and component-limited options establish narrower standing obligations. ([sccl.nhs.uk](https://www.sccl.nhs.uk/wp-content/uploads/2023/xx.xx/Maintenance-Appendix-xx.xx-Framework-Specification.pdf))
- Evidence informing base-year allocation inputs; displayed values and growth are calculated: Collaborative cover explicitly divides work between buyer and supplier. ([sccl.nhs.uk](https://www.sccl.nhs.uk/wp-content/uploads/2023/xx.xx/Maintenance-Appendix-xx.xx-Framework-Specification.pdf))
- Evidence informing forecast-year allocation inputs; displayed values and growth are calculated: Collaborative cover explicitly divides work between buyer and supplier. ([sccl.nhs.uk](https://www.sccl.nhs.uk/wp-content/uploads/2023/xx.xx/Maintenance-Appendix-xx.xx-Framework-Specification.pdf))

14. What's Included in Preventative Maintenance?

- Evidence informing base-year allocation inputs; displayed values and growth are calculated: Published PM-only monthly prices provide annualized narrow-service monetary anchors; they are not full-contract prices. ([blockimaging.com](https://www.blockimaging.com/blog/bid/xx.xx/what-s-included-in-imaging-equipment-preventative-maintenance-really))
- Evidence informing forecast-year allocation inputs; displayed values and growth are calculated: Published PM-only monthly prices provide annualized narrow-service monetary anchors; they are not full-contract prices. ([blockimaging.com](https://www.blockimaging.com/blog/bid/xx.xx/what-s-included-in-imaging-equipment-preventative-maintenance-really))
- Evidence informing base-year allocation inputs; displayed values and growth are calculated: Separately offered PM-only pricing constrains the relative-payment assumption for narrower coverage. ([blockimaging.com](https://www.blockimaging.com/blog/bid/xx.xx/what-s-included-in-imaging-equipment-preventative-maintenance-really))
- Evidence informing forecast-year allocation inputs; displayed values and growth are calculated: Separately offered PM-only pricing constrains the relative-payment assumption for narrower coverage. ([blockimaging.com](https://www.blockimaging.com/blog/bid/xx.xx/what-s-included-in-imaging-equipment-preventative-maintenance-really))

15. X-ray equipment performance surveys
    - Evidence informing base-year allocation inputs; displayed values and growth are calculated: A public healthcare provider separately offers equipment-performance surveys, corroborating an assessment deliverable without measuring its market share. ([uhb.nhs.uk](https://www.uhb.nhs.uk/services/radiation-protection/x-ray-equipment-performance-surveys/))
    - Evidence informing forecast-year allocation inputs; displayed values and growth are calculated: A public healthcare provider separately offers equipment-performance surveys, corroborating an assessment deliverable without measuring its market share. ([uhb.nhs.uk](https://www.uhb.nhs.uk/services/radiation-protection/x-ray-equipment-performance-surveys/))
16. High-Tech Medical Equipment: VA Has Opportunities to Improve Its Acquisition of Maintenance Services
    - Evidence informing base-year allocation inputs; displayed values and growth are calculated: Procurement-selected imaging service obligations and access constraints provide an OEM-retention counterweight, not a global maintenance share. ([gao.gov](https://www.gao.gov/assets/gao-xx.xx-xx.xx.pdf))
    - Evidence informing forecast-year allocation inputs; displayed values and growth are calculated: Procurement-selected imaging service obligations and access constraints provide an OEM-retention counterweight, not a global maintenance share. ([gao.gov](https://www.gao.gov/assets/gao-xx.xx-xx.xx.pdf))
    - Evidence informing base-year allocation inputs; displayed values and growth are calculated: Bounded third-party access-delay examples qualify frictionless substitution assumptions without establishing universal unsuitability. ([gao.gov](https://www.gao.gov/assets/gao-xx.xx-xx.xx.pdf))
    - Evidence informing forecast-year allocation inputs; displayed values and growth are calculated: Bounded third-party access-delay examples qualify frictionless substitution assumptions without establishing universal unsuitability. ([gao.gov](https://www.gao.gov/assets/gao-xx.xx-xx.xx.pdf))
    - Evidence informing base-year allocation inputs; displayed values and growth are calculated: Inspected route counts include xx.xx standalone contracts; the selected federal sample is adjusted rather than treated as Global spending prevalence.
    - Evidence informing forecast-year allocation inputs; displayed values and growth are calculated: Inspected route counts include xx.xx standalone contracts; the selected federal sample is adjusted rather than treated as Global spending prevalence.
    - Evidence informing base-year allocation inputs; displayed values and growth are calculated: Forty-two HTME and four Federal Supply Schedule orders supply the identifiable agreement-order count for a modeled relative-value bridge.
    - Evidence informing forecast-year allocation inputs; displayed values and growth are calculated: Forty-two HTME and four Federal Supply Schedule orders supply the identifiable agreement-order count for a modeled relative-value bridge.
17. Transcript: Final Guidance: Remanufacturing of Medical Devices, September 10, 2024
    - Evidence informing base-year allocation inputs; displayed values and growth are calculated: Manufacturer and third-party servicing roles depend on the particular device, supporting asset-specific attribution. ([fda.gov](https://www.fda.gov/media/xx.xx/download?attachment=))
    - Evidence informing forecast-year allocation inputs; displayed values and growth are calculated: Manufacturer and third-party servicing roles depend on the particular device, supporting asset-specific attribution. ([fda.gov](https://www.fda.gov/media/xx.xx/download?attachment=))
    - Evidence informing base-year allocation inputs; displayed values and growth are calculated: An OEM can service another entity's device as a third-party servicer. ([fda.gov](https://www.fda.gov/media/xx.xx/download?attachment=))
    - Evidence informing forecast-year allocation inputs; displayed values and growth are calculated: An OEM can service another entity's device as a third-party servicer. ([fda.gov](https://www.fda.gov/media/xx.xx/download?attachment=))

18. Multi-vendor services
    - Evidence informing base-year allocation inputs; displayed values and growth are calculated: The advertised Philips and non-Philips service scope demonstrates why corporate identity alone cannot establish OEM attribution.
    ([usa.philips.com](https://www.usa.philips.com/healthcare/service/healthcare-multi-vendor-services))
    - Evidence informing forecast-year allocation inputs; displayed values and growth are calculated: The advertised Philips and non-Philips service scope demonstrates why corporate identity alone cannot establish OEM attribution.
    ([usa.philips.com](https://www.usa.philips.com/healthcare/service/healthcare-multi-vendor-services))
    - Evidence informing base-year allocation inputs; displayed values and growth are calculated: Non-Philips equipment servicing establishes a commercial cross-manufacturer role, not its revenue proportion.
    ([usa.philips.com](https://www.usa.philips.com/healthcare/service/healthcare-multi-vendor-services))
    - Evidence informing forecast-year allocation inputs; displayed values and growth are calculated: Non-Philips equipment servicing establishes a commercial cross-manufacturer role, not its revenue proportion.
    ([usa.philips.com](https://www.usa.philips.com/healthcare/service/healthcare-multi-vendor-services))
    - Evidence informing base-year allocation inputs; displayed values and growth are calculated: Consolidated support for Philips and non-Philips equipment establishes agreement-level multi-vendor coverage; staffing scale and parts access do not measure penetration.
    - Evidence informing forecast-year allocation inputs; displayed values and growth are calculated: Consolidated support for Philips and non-Philips equipment establishes agreement-level multi-vendor coverage; staffing scale and parts access do not measure penetration.
19. San Bernardino County - File 11902: Asset Management Agreement with Renovo Solutions LLC for Maintenance Services
    - Evidence informing base-year allocation inputs; displayed values and growth are calculated: The approved 2025 three-year, xx.xx-asset agreement supplies a monetary third-party purchasing counterexample; approved value is not realized annual revenue.
    ([sanbernardino.legistar.com](https://sanbernardino.legistar.com/LegislationDetail.aspx?GUID=06EA5122-33FD-472E-B939-A8FA6E015FEB&ID=xx.xx&Options=&Search=))
    - Evidence informing forecast-year allocation inputs; displayed values and growth are calculated: The approved 2025 three-year, xx.xx-asset agreement supplies a monetary third-party purchasing counterexample; approved value is not realized annual revenue.
    ([sanbernardino.legistar.com](https://sanbernardino.legistar.com/LegislationDetail.aspx?GUID=06EA5122-33FD-472E-B939-A8FA6E015FEB&ID=xx.xx&Options=&Search=))
    - Evidence informing base-year allocation inputs; displayed values and growth are calculated: The public agreement combines scheduled maintenance, repairs and parts, supporting combined purchased obligations.
    ([sanbernardino.legistar.com](https://sanbernardino.legistar.com/LegislationDetail.aspx?GUID=06EA5122-33FD-472E-B939-A8FA6E015FEB&ID=xx.xx&Options=&Search=))
    - Evidence informing forecast-year allocation inputs; displayed values and growth are calculated: The public agreement combines scheduled maintenance, repairs and parts, supporting combined purchased obligations.
    ([sanbernardino.legistar.com](https://sanbernardino.legistar.com/LegislationDetail.aspx?GUID=06EA5122-33FD-472E-B939-A8FA6E015FEB&ID=xx.xx&Options=&Search=))
20. Radiation Protection in Newer Medical Imaging Techniques: PET/CT - Safety Reports Series No. 58
    - Evidence informing forecast-year allocation inputs; displayed values and growth are calculated: The 2008 commercial equipment-sales discussion supports historical standalone-to-hybrid substitution, not a current maintenance share or retirement rate.
    ([www-pub.iaea.org](https://www-pub.iaea.org/MTCD/Publications/PDF/pub1343_web.pdf))
    - Evidence informing forecast-year allocation inputs; displayed values and growth are calculated: Historical PET/CT equipment adoption supplies a directional substitution premise, not contemporary service revenue.
    ([www-pub.iaea.org](https://www-pub.iaea.org/MTCD/Publications/PDF/pub1343_web.pdf))

21. Nexaris-At the nexus of treatment innovation

    · Evidence informing base-year allocation inputs; displayed values and growth are calculated: Named Angio-CT and Angio-MR-CT offerings corroborate integrated interventional configurations, not their maintenance terms, installed count or revenue.
    ([siemens-healthineers.com](https://www.siemens-healthineers.com/angio/nexaris-therapy-suites))

    · Evidence informing forecast-year allocation inputs; displayed values and growth are calculated: Named Angio-CT and Angio-MR-CT offerings corroborate integrated interventional configurations, not their maintenance terms, installed count or revenue.
    ([siemens-healthineers.com](https://www.siemens-healthineers.com/angio/nexaris-therapy-suites))

22. Development of Applications for the Elmammo Avant Class Dedicated Breast PET System

    · Evidence informing base-year allocation inputs; displayed values and growth are calculated: Ten dedicated-PET installations reported by August 2017 establish dated niche commercial activity, not current worldwide stock.
    ([shimadzu.com](https://www.shimadzu.com/about/magazine/tec_news/srv74_12/report08.html))

    · Evidence informing forecast-year allocation inputs; displayed values and growth are calculated: Ten dedicated-PET installations reported by August 2017 establish dated niche commercial activity, not current worldwide stock.
    ([shimadzu.com](https://www.shimadzu.com/about/magazine/tec_news/srv74_12/report08.html))

23. Release of High-Resolution PET System PositView Utilizing High Resolution to Support Research and Development into Diagnosis and Early Treatment for Dementia

    · Evidence informing base-year allocation inputs; displayed values and growth are calculated: The July xx.xx 2025 U.S. marketing announcement provides counterevidence to treating all standalone PET activity as declining legacy systems; maintenance adoption remains unmeasured.
    ([shimadzu-usa.com](https://www.shimadzu-usa.com/news/2025/2025jul25.html))

    · Evidence informing forecast-year allocation inputs; displayed values and growth are calculated: The July xx.xx 2025 U.S. marketing announcement provides counterevidence to treating all standalone PET activity as declining legacy systems; maintenance adoption remains unmeasured.
    ([shimadzu-usa.com](https://www.shimadzu-usa.com/news/2025/2025jul25.html))

24. DIrectory of RAdiotherapy Centres (DIRAC)

    · Evidence informing base-year allocation inputs; displayed values and growth are calculated: Current registry footprint exceeds xx.xx radiotherapy centres; this constrains the assumed treatment-planning customer pool but does not report 2025 simulator stocks or maintenance revenue.

    · Evidence informing forecast-year allocation inputs; displayed values and growth are calculated: Current registry footprint exceeds xx.xx radiotherapy centres; this constrains the assumed treatment-planning customer pool but does not report 2025 simulator stocks or maintenance revenue.

25. Maintenance of the Somatom Definition AS CT simulator from Siemens

    · Evidence informing forecast-year allocation inputs; displayed values and growth are calculated: CT-simulator maintenance was awarded September xx.xx 2026 for EUR xx.xx. Unknown contract duration prevents conversion into annual spending; the award supports a distinct purchased planning-asset obligation.

26. Canadian Medical Imaging Inventory 2022-2023: Provincial and Territorial Overview
    - Evidence informing base-year allocation inputs; displayed values and growth are calculated: Reported hospital and private-facility site types constrain buyer attribution, with explicit regional and classification limitations.
    - Evidence informing forecast-year allocation inputs; displayed values and growth are calculated: Reported hospital and private-facility site types constrain buyer attribution, with explicit regional and classification limitations.
    - Evidence informing base-year allocation inputs; displayed values and growth are calculated: Private-site participation supplies an outpatient calibration lead; private ownership is not equated automatically with imaging-centre status.
    - Evidence informing forecast-year allocation inputs; displayed values and growth are calculated: Private-site participation supplies an outpatient calibration lead; private ownership is not equated automatically with imaging-centre status.
    - Evidence informing base-year allocation inputs; displayed values and growth are calculated: Modality-specific 2022-2023 age distributions supply observed inputs to the explicitly assumed age-to-support-endpoint bridge.
    - Evidence informing forecast-year allocation inputs; displayed values and growth are calculated: Modality-specific 2022-2023 age distributions supply observed inputs to the explicitly assumed age-to-support-endpoint bridge.
    - Evidence informing base-year allocation inputs; displayed values and growth are calculated: Older-equipment distributions constrain the beyond-support model but do not directly measure manufacturer support withdrawal.
    - Evidence informing forecast-year allocation inputs; displayed values and growth are calculated: Older-equipment distributions constrain the beyond-support model but do not directly measure manufacturer support withdrawal.
27. MLN909060 - Independent Diagnostic Testing Facility, February 2026
    - Evidence informing forecast-year allocation inputs; displayed values and growth are calculated: Official mobile-IDTF distinctions separate clinical operators from equipment/personnel leasing and establish a maintenance responsibility, not an outsourcing percentage.
28. Maintenance service agreements
    - Evidence informing base-year allocation inputs; displayed values and growth are calculated: Approximately xx.xx% remotely resolved corrective cases constrain channel assumptions but cannot be substituted for remote-only spending.
    - Evidence informing forecast-year allocation inputs; displayed values and growth are calculated: Approximately xx.xx% remotely resolved corrective cases constrain channel assumptions but cannot be substituted for remote-only spending.
    - Evidence informing base-year allocation inputs; displayed values and growth are calculated: RightFit combines field and remote expertise under customizable agreements, supporting an inseparable integrated-obligation category.
    - Evidence informing forecast-year allocation inputs; displayed values and growth are calculated: RightFit combines field and remote expertise under customizable agreements, supporting an inseparable integrated-obligation category.
    - Evidence informing base-year allocation inputs; displayed values and growth are calculated: Field-engineer access remains part of the commercial offering; remote resolution does not eliminate purchased attendance obligations.
    - Evidence informing forecast-year allocation inputs; displayed values and growth are calculated: Field-engineer access remains part of the commercial offering; remote resolution does not eliminate purchased attendance obligations.

29. Portable Ultrasound Repair Depot
    - Evidence informing base-year allocation inputs; displayed values and growth are calculated: Accepted portable ultrasound systems are repaired at a service centre, supporting a system-level depot channel with eligibility and repaired-portion limits.
    - Evidence informing forecast-year allocation inputs; displayed values and growth are calculated: Accepted portable ultrasound systems are repaired at a service centre, supporting a system-level depot channel with eligibility and repaired-portion limits.
    - Evidence informing base-year allocation inputs; displayed values and growth are calculated: Flat-rate repair for eligible jobs establishes event-specific pricing, while excluded cases receive alternative quotations; adoption is not disclosed.
    - Evidence informing forecast-year allocation inputs; displayed values and growth are calculated: Flat-rate repair for eligible jobs establishes event-specific pricing, while excluded cases receive alternative quotations; adoption is not disclosed.
30. TruPay - GE HealthCare commercial brochure
    - Evidence informing base-year allocation inputs; displayed values and growth are calculated: The official brochure has a fixed first-xx.xx-patient price plus further usage slabs, supporting minimum-plus-variable classification when both components apply.
    - Evidence informing forecast-year allocation inputs; displayed values and growth are calculated: The official brochure has a fixed first-xx.xx-patient price plus further usage slabs, supporting minimum-plus-variable classification when both components apply.
    - Evidence informing base-year allocation inputs; displayed values and growth are calculated: The explicit minimum payment constrains the pure Usage-Based Fees numerator; a pay-per-use promotional label does not independently establish variable-only billing.
    - Evidence informing forecast-year allocation inputs; displayed values and growth are calculated: The explicit minimum payment constrains the pure Usage-Based Fees numerator; a pay-per-use promotional label does not independently establish variable-only billing.
31. Flexible Multi-Vendor Medical Imaging Equipment Service
    - Evidence informing base-year allocation inputs; displayed values and growth are calculated: A disclosed Time & Materials option supports a separate input-charged commercial route without reporting realized revenue or exact customer terms.
    - Evidence informing forecast-year allocation inputs; displayed values and growth are calculated: A disclosed Time & Materials option supports a separate input-charged commercial route without reporting realized revenue or exact customer terms.
    - Evidence informing base-year allocation inputs; displayed values and growth are calculated: Advertised post-OEM-support service corroborates continuing commercial participation beyond manufacturer support, but not universal model eligibility.
    - Evidence informing forecast-year allocation inputs; displayed values and growth are calculated: Advertised post-OEM-support service corroborates continuing commercial participation beyond manufacturer support, but not universal model eligibility.

19.2. NATO

Table 289. NATO Medical Imaging Equipment Maintenance Services Market, by Country growth contribution, 2025-2032

Category	2025 value (USD Million)	2032 value (USD Million)	Added value (USD Million)	2025 share (%)	2032 share (%)	Change (pp)	Growth share (%)	CAGR (%)
Albania	xx.xx	xx.xx	xx.xx	xx.xx	xx.xx	xx.xx	xx.xx	xx.xx
Belgium	xx.xx	xx.xx	xx.xx	xx.xx	xx.xx	xx.xx	xx.xx	xx.xx

Table 289 - continued

Category	2025 value (USD Million)	2032 value (USD Million)	Added value (USD Million)	2025 share (%)	2032 share (%)	Change (pp)	Growth share (%)	CAGR (%)
Bulgaria	xx.xx	xx.xx	xx.xx	xx.xx	xx.xx	xx.xx	xx.xx	xx.xx
Canada	xx.xx	xx.xx	xx.xx	xx.xx	xx.xx	xx.xx	xx.xx	xx.xx
Croatia	xx.xx	xx.xx	xx.xx	xx.xx	xx.xx	xx.xx	xx.xx	xx.xx
Czech Republic	xx.xx	xx.xx	xx.xx	xx.xx	xx.xx	xx.xx	xx.xx	xx.xx
Denmark	xx.xx	xx.xx	xx.xx	xx.xx	xx.xx	xx.xx	xx.xx	xx.xx
Estonia	xx.xx	xx.xx	xx.xx	xx.xx	xx.xx	xx.xx	xx.xx	xx.xx
Finland	xx.xx	xx.xx	xx.xx	xx.xx	xx.xx	xx.xx	xx.xx	xx.xx
France	xx.xx	xx.xx	xx.xx	xx.xx	xx.xx	xx.xx	xx.xx	xx.xx
Germany	xx.xx	xx.xx	xx.xx	xx.xx	xx.xx	xx.xx	xx.xx	xx.xx
Greece	xx.xx	xx.xx	xx.xx	xx.xx	xx.xx	xx.xx	xx.xx	xx.xx
Hungary	xx.xx	xx.xx	xx.xx	xx.xx	xx.xx	xx.xx	xx.xx	xx.xx
Iceland	xx.xx	xx.xx	xx.xx	xx.xx	xx.xx	xx.xx	xx.xx	xx.xx
Italy	xx.xx	xx.xx	xx.xx	xx.xx	xx.xx	xx.xx	xx.xx	xx.xx
Latvia	xx.xx	xx.xx	xx.xx	xx.xx	xx.xx	xx.xx	xx.xx	xx.xx
Lithuania	xx.xx	xx.xx	xx.xx	xx.xx	xx.xx	xx.xx	xx.xx	xx.xx
Luxembourg	xx.xx	xx.xx	xx.xx	xx.xx	xx.xx	xx.xx	xx.xx	xx.xx
Montenegro	xx.xx	xx.xx	xx.xx	xx.xx	xx.xx	xx.xx	xx.xx	xx.xx
Netherlands	xx.xx	xx.xx	xx.xx	xx.xx	xx.xx	xx.xx	xx.xx	xx.xx
North Macedonia	xx.xx	xx.xx	xx.xx	xx.xx	xx.xx	xx.xx	xx.xx	xx.xx
Norway	xx.xx	xx.xx	xx.xx	xx.xx	xx.xx	xx.xx	xx.xx	xx.xx
Poland	xx.xx	xx.xx	xx.xx	xx.xx	xx.xx	xx.xx	xx.xx	xx.xx
Portugal	xx.xx	xx.xx	xx.xx	xx.xx	xx.xx	xx.xx	xx.xx	xx.xx
Romania	xx.xx	xx.xx	xx.xx	xx.xx	xx.xx	xx.xx	xx.xx	xx.xx
Slovakia	xx.xx	xx.xx	xx.xx	xx.xx	xx.xx	xx.xx	xx.xx	xx.xx
Slovenia	xx.xx	xx.xx	xx.xx	xx.xx	xx.xx	xx.xx	xx.xx	xx.xx
Spain	xx.xx	xx.xx	xx.xx	xx.xx	xx.xx	xx.xx	xx.xx	xx.xx
Sweden	xx.xx	xx.xx	xx.xx	xx.xx	xx.xx	xx.xx	xx.xx	xx.xx
Turkey	xx.xx	xx.xx	xx.xx	xx.xx	xx.xx	xx.xx	xx.xx	xx.xx
United Kingdom	xx.xx	xx.xx	xx.xx	xx.xx	xx.xx	xx.xx	xx.xx	xx.xx

Table 289 - continued

Category	2025 value (USD Million)	2032 value (USD Million)	Added value (USD Million)	2025 share (%)	2032 share (%)	Change (pp)	Growth share (%)	CAGR (%)
United States	xx.xx	xx.xx	xx.xx	xx.xx	xx.xx	xx.xx	xx.xx	xx.xx
Scope total	**xx.xx**	**xx.xx**	**xx.xx**	**xx.xx**	**xx.xx**	**xx.xx**	**xx.xx**	**xx.xx**

Table 290. NATO Medical Imaging Equipment Maintenance Services Market Size, by Group, 2017-2040 (USD Million)

Group	2017	2024	2025	2026	2027	2032	2040	CAGR (%)
Albania	xx.xx	xx.xx	xx.xx	xx.xx	xx.xx	xx.xx	xx.xx	xx.xx
Belgium	xx.xx	xx.xx	xx.xx	xx.xx	xx.xx	xx.xx	xx.xx	xx.xx
Bulgaria	xx.xx	xx.xx	xx.xx	xx.xx	xx.xx	xx.xx	xx.xx	xx.xx
Canada	xx.xx	xx.xx	xx.xx	xx.xx	xx.xx	xx.xx	xx.xx	xx.xx
Croatia	xx.xx	xx.xx	xx.xx	xx.xx	xx.xx	xx.xx	xx.xx	xx.xx
Czech Republic	xx.xx	xx.xx	xx.xx	xx.xx	xx.xx	xx.xx	xx.xx	xx.xx
Denmark	xx.xx	xx.xx	xx.xx	xx.xx	xx.xx	xx.xx	xx.xx	xx.xx
Estonia	xx.xx	xx.xx	xx.xx	xx.xx	xx.xx	xx.xx	xx.xx	xx.xx
Finland	xx.xx	xx.xx	xx.xx	xx.xx	xx.xx	xx.xx	xx.xx	xx.xx
France	xx.xx	xx.xx	xx.xx	xx.xx	xx.xx	xx.xx	xx.xx	xx.xx
Germany	xx.xx	xx.xx	xx.xx	xx.xx	xx.xx	xx.xx	xx.xx	xx.xx
Greece	xx.xx	xx.xx	xx.xx	xx.xx	xx.xx	xx.xx	xx.xx	xx.xx
Hungary	xx.xx	xx.xx	xx.xx	xx.xx	xx.xx	xx.xx	xx.xx	xx.xx
Iceland	xx.xx	xx.xx	xx.xx	xx.xx	xx.xx	xx.xx	xx.xx	xx.xx
Italy	xx.xx	xx.xx	xx.xx	xx.xx	xx.xx	xx.xx	xx.xx	xx.xx
Latvia	xx.xx	xx.xx	xx.xx	xx.xx	xx.xx	xx.xx	xx.xx	xx.xx
Lithuania	xx.xx	xx.xx	xx.xx	xx.xx	xx.xx	xx.xx	xx.xx	xx.xx
Luxembourg	xx.xx	xx.xx	xx.xx	xx.xx	xx.xx	xx.xx	xx.xx	xx.xx
Montenegro	xx.xx	xx.xx	xx.xx	xx.xx	xx.xx	xx.xx	xx.xx	xx.xx
Netherlands	xx.xx	xx.xx	xx.xx	xx.xx	xx.xx	xx.xx	xx.xx	xx.xx
North Macedonia	xx.xx	xx.xx	xx.xx	xx.xx	xx.xx	xx.xx	xx.xx	xx.xx
Norway	xx.xx	xx.xx	xx.xx	xx.xx	xx.xx	xx.xx	xx.xx	xx.xx
Poland	xx.xx	xx.xx	xx.xx	xx.xx	xx.xx	xx.xx	xx.xx	xx.xx
Portugal	xx.xx	xx.xx	xx.xx	xx.xx	xx.xx	xx.xx	xx.xx	xx.xx
Romania	xx.xx	xx.xx	xx.xx	xx.xx	xx.xx	xx.xx	xx.xx	xx.xx

Table 290 - continued

Group	2017	2024	2025	2026	2027	2032	2040	CAGR (%)
Slovakia	xx.xx	xx.xx	xx.xx	xx.xx	xx.xx	xx.xx	xx.xx	xx.xx
Slovenia	xx.xx	xx.xx	xx.xx	xx.xx	xx.xx	xx.xx	xx.xx	xx.xx
Spain	xx.xx	xx.xx	xx.xx	xx.xx	xx.xx	xx.xx	xx.xx	xx.xx
Sweden	xx.xx	xx.xx	xx.xx	xx.xx	xx.xx	xx.xx	xx.xx	xx.xx
Turkey	xx.xx	xx.xx	xx.xx	xx.xx	xx.xx	xx.xx	xx.xx	xx.xx
United Kingdom	xx.xx	xx.xx	xx.xx	xx.xx	xx.xx	xx.xx	xx.xx	xx.xx
United States	xx.xx	xx.xx	xx.xx	xx.xx	xx.xx	xx.xx	xx.xx	xx.xx

Table 291. NATO Medical Imaging Equipment Maintenance Services Market Size, by Maintenance Function, 2017-2040 (USD Million)

Maintenance Function	2017	2024	2025	2026	2027	2032	2040	CAGR (%)
Combined Preventive and Corrective Maintenance	xx.xx	xx.xx	xx.xx	xx.xx	xx.xx	xx.xx	xx.xx	xx.xx
Corrective Maintenance	xx.xx	xx.xx	xx.xx	xx.xx	xx.xx	xx.xx	xx.xx	xx.xx
Inspection and Verification	xx.xx	xx.xx	xx.xx	xx.xx	xx.xx	xx.xx	xx.xx	xx.xx
Preventive Maintenance	xx.xx	xx.xx	xx.xx	xx.xx	xx.xx	xx.xx	xx.xx	xx.xx
Total	**xx.xx**	**xx.xx**	**xx.xx**	**xx.xx**	**xx.xx**	**xx.xx**	**xx.xx**	**xx.xx**

Table 292. NATO Medical Imaging Equipment Maintenance Services Market Size, by Imaging Modality, 2017-2040 (USD Million)

Imaging Modality	2017	2024	2025	2026	2027	2032	2040	CAGR (%)
Bone Densitometry	xx.xx	xx.xx	xx.xx	xx.xx	xx.xx	xx.xx	xx.xx	xx.xx
Computed Tomography	xx.xx	xx.xx	xx.xx	xx.xx	xx.xx	xx.xx	xx.xx	xx.xx
Dental Radiology	xx.xx	xx.xx	xx.xx	xx.xx	xx.xx	xx.xx	xx.xx	xx.xx
Fluoroscopy and Angiography	xx.xx	xx.xx	xx.xx	xx.xx	xx.xx	xx.xx	xx.xx	xx.xx
General Radiography	xx.xx	xx.xx	xx.xx	xx.xx	xx.xx	xx.xx	xx.xx	xx.xx
Hybrid Imaging	xx.xx	xx.xx	xx.xx	xx.xx	xx.xx	xx.xx	xx.xx	xx.xx
Magnetic Resonance Imaging	xx.xx	xx.xx	xx.xx	xx.xx	xx.xx	xx.xx	xx.xx	xx.xx
Mammography	xx.xx	xx.xx	xx.xx	xx.xx	xx.xx	xx.xx	xx.xx	xx.xx
Nuclear Medicine Imaging	xx.xx	xx.xx	xx.xx	xx.xx	xx.xx	xx.xx	xx.xx	xx.xx

Table 292 - continued

Imaging Modality	2017	2024	2025	2026	2027	2032	2040	CAGR (%)
Ultrasound	xx.xx	xx.xx	xx.xx	xx.xx	xx.xx	xx.xx	xx.xx	xx.xx
Total	**xx.xx**	**xx.xx**	**xx.xx**	**xx.xx**	**xx.xx**	**xx.xx**	**xx.xx**	**xx.xx**

Table 293. NATO Medical Imaging Equipment Maintenance Services Market Size, by Hybrid Imaging, 2017-2040 (USD Million)

Hybrid Imaging	2017	2024	2025	2026	2027	2032	2040	CAGR (%)
Hybrid Interventional Imaging	xx.xx	xx.xx	xx.xx	xx.xx	xx.xx	xx.xx	xx.xx	xx.xx
PET/CT	xx.xx	xx.xx	xx.xx	xx.xx	xx.xx	xx.xx	xx.xx	xx.xx
PET/MRI	xx.xx	xx.xx	xx.xx	xx.xx	xx.xx	xx.xx	xx.xx	xx.xx
SPECT/CT	xx.xx	xx.xx	xx.xx	xx.xx	xx.xx	xx.xx	xx.xx	xx.xx
Total	**xx.xx**	**xx.xx**	**xx.xx**	**xx.xx**	**xx.xx**	**xx.xx**	**xx.xx**	**xx.xx**

Table 294. NATO Medical Imaging Equipment Maintenance Services Market Size, by Nuclear Medicine Imaging, 2017-2040 (USD Million)

Nuclear Medicine Imaging	2017	2024	2025	2026	2027	2032	2040	CAGR (%)
Gamma Camera and SPECT Imaging	xx.xx	xx.xx	xx.xx	xx.xx	xx.xx	xx.xx	xx.xx	xx.xx
Standalone PET Imaging	xx.xx	xx.xx	xx.xx	xx.xx	xx.xx	xx.xx	xx.xx	xx.xx
Total	**xx.xx**	**xx.xx**	**xx.xx**	**xx.xx**	**xx.xx**	**xx.xx**	**xx.xx**	**xx.xx**

Table 295. NATO Medical Imaging Equipment Maintenance Services Market Size, by Clinical Use, 2017-2040 (USD Million)

Clinical Use	2017	2024	2025	2026	2027	2032	2040	CAGR (%)
Diagnostic and Screening Imaging	xx.xx	xx.xx	xx.xx	xx.xx	xx.xx	xx.xx	xx.xx	xx.xx
Image-Guided Intervention	xx.xx	xx.xx	xx.xx	xx.xx	xx.xx	xx.xx	xx.xx	xx.xx
Shared-Use Imaging	xx.xx	xx.xx	xx.xx	xx.xx	xx.xx	xx.xx	xx.xx	xx.xx
Treatment-Planning Imaging	xx.xx	xx.xx	xx.xx	xx.xx	xx.xx	xx.xx	xx.xx	xx.xx
Total	**xx.xx**	**xx.xx**	**xx.xx**	**xx.xx**	**xx.xx**	**xx.xx**	**xx.xx**	**xx.xx**

Table 296. NATO Medical Imaging Equipment Maintenance Services Market Size, by End User, 2017-2040 (USD Million)

End User	2017	2024	2025	2026	2027	2032	2040	CAGR (%)
Ambulatory Care Centers	xx.xx	xx.xx	xx.xx	xx.xx	xx.xx	xx.xx	xx.xx	xx.xx
Dental Practices	xx.xx	xx.xx	xx.xx	xx.xx	xx.xx	xx.xx	xx.xx	xx.xx
Diagnostic Imaging Centers	xx.xx	xx.xx	xx.xx	xx.xx	xx.xx	xx.xx	xx.xx	xx.xx
Hospitals	xx.xx	xx.xx	xx.xx	xx.xx	xx.xx	xx.xx	xx.xx	xx.xx
Medical and Allied Health Practices	xx.xx	xx.xx	xx.xx	xx.xx	xx.xx	xx.xx	xx.xx	xx.xx
Mobile Imaging Operators	xx.xx	xx.xx	xx.xx	xx.xx	xx.xx	xx.xx	xx.xx	xx.xx
Total	**xx.xx**	**xx.xx**	**xx.xx**	**xx.xx**	**xx.xx**	**xx.xx**	**xx.xx**	**xx.xx**

Table 297. NATO Medical Imaging Equipment Maintenance Services Market Size, by Service Delivery, 2017-2040 (USD Million)

Service Delivery	2017	2024	2025	2026	2027	2032	2040	CAGR (%)
Depot Repair	xx.xx	xx.xx	xx.xx	xx.xx	xx.xx	xx.xx	xx.xx	xx.xx
Integrated Service Delivery	xx.xx	xx.xx	xx.xx	xx.xx	xx.xx	xx.xx	xx.xx	xx.xx
On-Site Service	xx.xx	xx.xx	xx.xx	xx.xx	xx.xx	xx.xx	xx.xx	xx.xx
Remote Service	xx.xx	xx.xx	xx.xx	xx.xx	xx.xx	xx.xx	xx.xx	xx.xx
Total	**xx.xx**	**xx.xx**	**xx.xx**	**xx.xx**	**xx.xx**	**xx.xx**	**xx.xx**	**xx.xx**

Table 298. NATO Medical Imaging Equipment Maintenance Services Market Size, by Procurement Route, 2017-2040 (USD Million)

Procurement Route	2017	2024	2025	2026	2027	2032	2040	CAGR (%)
Framework and Master-Agreement Orders	xx.xx	xx.xx	xx.xx	xx.xx	xx.xx	xx.xx	xx.xx	xx.xx
Standalone Procurement	xx.xx	xx.xx	xx.xx	xx.xx	xx.xx	xx.xx	xx.xx	xx.xx
Total	**xx.xx**	**xx.xx**	**xx.xx**	**xx.xx**	**xx.xx**	**xx.xx**	**xx.xx**	**xx.xx**

Table 299. NATO Medical Imaging Equipment Maintenance Services Market Size, by Service Provider Relationship, 2017-2040 (USD Million)

Service Provider Relationship	2017	2024	2025	2026	2027	2032	2040	CAGR (%)
Manufacturer-Provided Service	xx.xx	xx.xx	xx.xx	xx.xx	xx.xx	xx.xx	xx.xx	xx.xx
Third-Party Service	xx.xx	xx.xx	xx.xx	xx.xx	xx.xx	xx.xx	xx.xx	xx.xx
Total	**xx.xx**	**xx.xx**	**xx.xx**	**xx.xx**	**xx.xx**	**xx.xx**	**xx.xx**	**xx.xx**

Table 300. NATO Medical Imaging Equipment Maintenance Services Market Size, by Contract Coverage, 2017-2040 (USD Million)

Contract Coverage	2017	2024	2025	2026	2027	2032	2040	CAGR (%)
Event-Specific Service	xx.xx	xx.xx	xx.xx	xx.xx	xx.xx	xx.xx	xx.xx	xx.xx
Full-Service Coverage	xx.xx	xx.xx	xx.xx	xx.xx	xx.xx	xx.xx	xx.xx	xx.xx
Limited-Service Coverage	xx.xx	xx.xx	xx.xx	xx.xx	xx.xx	xx.xx	xx.xx	xx.xx
Shared Maintenance Coverage	xx.xx	xx.xx	xx.xx	xx.xx	xx.xx	xx.xx	xx.xx	xx.xx
Total	**xx.xx**	**xx.xx**	**xx.xx**	**xx.xx**	**xx.xx**	**xx.xx**	**xx.xx**	**xx.xx**

Table 301. NATO Medical Imaging Equipment Maintenance Services Market Size, by Pricing Model, 2017-2040 (USD Million)

Pricing Model	2017	2024	2025	2026	2027	2032	2040	CAGR (%)
Fixed Per-Event Fees	xx.xx	xx.xx	xx.xx	xx.xx	xx.xx	xx.xx	xx.xx	xx.xx
Fixed Periodic Fees	xx.xx	xx.xx	xx.xx	xx.xx	xx.xx	xx.xx	xx.xx	xx.xx
Hybrid Pricing	xx.xx	xx.xx	xx.xx	xx.xx	xx.xx	xx.xx	xx.xx	xx.xx
Time-and-Materials Pricing	xx.xx	xx.xx	xx.xx	xx.xx	xx.xx	xx.xx	xx.xx	xx.xx
Usage-Based Fees	xx.xx	xx.xx	xx.xx	xx.xx	xx.xx	xx.xx	xx.xx	xx.xx
Total	**xx.xx**	**xx.xx**	**xx.xx**	**xx.xx**	**xx.xx**	**xx.xx**	**xx.xx**	**xx.xx**

Table 302. NATO Medical Imaging Equipment Maintenance Services Market Size, by Vendor Scope, 2017-2040 (USD Million)

Vendor Scope	2017	2024	2025	2026	2027	2032	2040	CAGR (%)
Multi-Vendor Coverage	xx.xx	xx.xx	xx.xx	xx.xx	xx.xx	xx.xx	xx.xx	xx.xx
Single-Vendor Coverage	xx.xx	xx.xx	xx.xx	xx.xx	xx.xx	xx.xx	xx.xx	xx.xx
Total	**xx.xx**	**xx.xx**	**xx.xx**	**xx.xx**	**xx.xx**	**xx.xx**	**xx.xx**	**xx.xx**

Table 303. NATO Medical Imaging Equipment Maintenance Services Market Size, by Equipment Support Lifecycle, 2017-2040 (USD Million)

Equipment Support Lifecycle	2017	2024	2025	2026	2027	2032	2040	CAGR (%)
Beyond Manufacturer Support	xx.xx	xx.xx	xx.xx	xx.xx	xx.xx	xx.xx	xx.xx	xx.xx
Within Manufacturer Support	xx.xx	xx.xx	xx.xx	xx.xx	xx.xx	xx.xx	xx.xx	xx.xx
Total	**xx.xx**	**xx.xx**	**xx.xx**	**xx.xx**	**xx.xx**	**xx.xx**	**xx.xx**	**xx.xx**

Sources & Evidence

1. GE HealthCare Technologies Inc. - 2025 Form 10-K
   - Evidence informing the 2023 market-value input; displayed series and growth include calculations: Reported services revenue of USD xx.xx supplies a historical commercial-activity proxy; it is broader than imaging maintenance.
   - Evidence informing the 2024 market-value input; displayed series and growth include calculations: Reported services revenue of USD xx.xx supplies the comparable historical proxy.
   - Evidence informing base-year allocation inputs; displayed values and growth are calculated: U.S. destination sales were USD xx.xx, not maintenance-only revenue.
   - Evidence informing forecast-year allocation inputs; displayed values and growth are calculated: U.S. destination sales were USD xx.xx, not maintenance-only revenue.
2. GE HealthCare Technologies Inc. - 2022 Form 10-K
   - Evidence informing the 2020 market-value input; displayed series and growth include calculations: Services revenue of USD xx.xx anchors the high-cost equipment cohort's historical activity index.
   - Evidence informing the 2021 market-value input; displayed series and growth include calculations: Services revenue of USD xx.xx supplies the comparable activity index.
   - Evidence informing the 2022 market-value input; displayed series and growth include calculations: Services revenue of USD xx.xx supplies the activity index. The filing attributes the services decline primarily to unfavorable currency effects.
3. Health at a Glance 2025 - Diagnostic Technologies
   - Evidence informing the 2032 market-value input; displayed series and growth include calculations: Long-run increases in imaging activity support continued equipment demand; examination volumes are not substituted for maintenance revenue.
   - Evidence informing the 2040 market-value input; displayed series and growth include calculations: The observed country variation and incomplete coverage constrain long-run stock-growth assumptions and prohibit uniform worldwide density extrapolation.
4. OnWatch Predict
   - Evidence informing the 2032 market-value input; displayed series and growth include calculations: Conditional reported benefits support considering a service-efficiency counterforce, not applying downtime reductions directly to service revenue.
   - Evidence informing the 2040 market-value input; displayed series and growth include calculations: The offering supports retaining human and component fulfillment costs in the long-run forecast; it does not establish autonomous servicing or engineer replacement.

5. Unite In-House Service Solutions
   - Evidence informing the 2032 market-value input; displayed series and growth include calculations: The retained-labor boundary supports the modeled purchased-scope counterforce, without measuring future adoption.
   - Evidence informing the 2040 market-value input; displayed series and growth include calculations: The offering supports maintaining a distinction between installed equipment obligations and externally purchased service expenditure.
   - Evidence informing base-year allocation inputs; displayed values and growth are calculated: The offering excludes included onsite and planned-maintenance labor, supporting retained-work and purchased-payment distinctions, not observed adoption. ([gehealthcare.com](https://www.gehealthcare.com/en/services/unite-in-house))
   - Evidence informing forecast-year allocation inputs; displayed values and growth are calculated: The offering excludes included onsite and planned-maintenance labor, supporting retained-work and purchased-payment distinctions, not observed adoption. ([gehealthcare.com](https://www.gehealthcare.com/en/services/unite-in-house))
   - Evidence informing base-year allocation inputs; displayed values and growth are calculated: The published xx.xx% remote fix rate is a case-resolution observation, not remote-only revenue. Separately billed on-site labor supports the responsibility distinction.
   - Evidence informing forecast-year allocation inputs; displayed values and growth are calculated: The published xx.xx% remote fix rate is a case-resolution observation, not remote-only revenue. Separately billed on-site labor supports the responsibility distinction.
   - Evidence informing base-year allocation inputs; displayed values and growth are calculated: Excluded on-site and planned-maintenance labor prevents interpreting every remote-support plan as inclusive integrated fulfillment.
   - Evidence informing forecast-year allocation inputs; displayed values and growth are calculated: Excluded on-site and planned-maintenance labor prevents interpreting every remote-support plan as inclusive integrated fulfillment.
   - Evidence informing base-year allocation inputs; displayed values and growth are calculated: Periodic support with additional billed labor or parts supports mixed payment components rather than universal fixed full coverage.
   - Evidence informing forecast-year allocation inputs; displayed values and growth are calculated: Periodic support with additional billed labor or parts supports mixed payment components rather than universal fixed full coverage.
   - Evidence informing base-year allocation inputs; displayed values and growth are calculated: Enterprise offerings covering GE HealthCare assets establish an own-brand agreement example without measuring its market penetration.
   - Evidence informing forecast-year allocation inputs; displayed values and growth are calculated: Enterprise offerings covering GE HealthCare assets establish an own-brand agreement example without measuring its market penetration.

6. Philips Standard Terms and Conditions of Service, Revision 23, April 2024
   - Evidence informing the 2032 market-value input; displayed series and growth include calculations: Published lifecycle terms condition post-End-of-Life repair on parts and trained-personnel availability and remove the earlier uptime guarantee. These constrain assumed indefinite support extension.
   - Evidence informing the 2040 market-value input; displayed series and growth include calculations: The lifecycle conditions support including retirement and support limitations in long-run growth assumptions, but do not establish a dated global withdrawal event.
   - Evidence informing base-year allocation inputs; displayed values and growth are calculated: Post-End-of-Life obligations change materially, supporting a declared-support endpoint rather than an automatic equipment-age threshold.
   - Evidence informing forecast-year allocation inputs; displayed values and growth are calculated: Post-End-of-Life obligations change materially, supporting a declared-support endpoint rather than an automatic equipment-age threshold.
   - Evidence informing base-year allocation inputs; displayed values and growth are calculated: Post-endpoint repair depends on parts and trained-personnel availability without the earlier uptime guarantee; continuing service is conditional, not indefinite.
   - Evidence informing forecast-year allocation inputs; displayed values and growth are calculated: Post-endpoint repair depends on parts and trained-personnel availability without the earlier uptime guarantee; continuing service is conditional, not indefinite.
7. Health at a Glance 2025 - Diagnostic Technologies
   - Evidence informing base-year allocation inputs; displayed values and growth are calculated: Imaging-stock comparator.
   - Evidence informing forecast-year allocation inputs; displayed values and growth are calculated: Imaging-stock comparator.
   - Evidence informing base-year allocation inputs; displayed values and growth are calculated: Coverage limitation.
   - Evidence informing forecast-year allocation inputs; displayed values and growth are calculated: Coverage limitation.
8. Hospital Equipment Maintenance Requirements - CMS Memorandum 14-07-Hospital
   - Evidence informing base-year allocation inputs; displayed values and growth are calculated: Imaging maintenance must follow manufacturer recommendations; this is not an exclusive OEM purchasing award.
   - Evidence informing forecast-year allocation inputs; displayed values and growth are calculated: Imaging maintenance must follow manufacturer recommendations; this is not an exclusive OEM purchasing award.
9. Managed Neutral Vendor Services - East of England Collaborative Procurement Hub
   - Evidence informing forecast-year allocation inputs; displayed values and growth are calculated: The framework starts January xx.xx 2026 and requires mini-competition; admission is not realized maintenance revenue.
   - Evidence informing forecast-year allocation inputs; displayed values and growth are calculated: The managed framework runs January xx.xx 2026-January xx.xx 2030 and requires mini-competition. It supports route availability, not realized maintenance revenue or guaranteed continuation to 2032.

10. RadNet, Inc. - 2025 Form 10-K
    - Evidence informing base-year allocation inputs; displayed values and growth are calculated: The disclosed X-ray fleet provides a buyer-footprint check, not global maintenance revenue. ([sec.gov](https://www.sec.gov/Archives/edgar/data/xx.xx/xx.xx/rdnt-xx.xx.htm))
    - Evidence informing forecast-year allocation inputs; displayed values and growth are calculated: The disclosed X-ray fleet provides a buyer-footprint check, not global maintenance revenue. ([sec.gov](https://www.sec.gov/Archives/edgar/data/xx.xx/xx.xx/rdnt-xx.xx.htm))
    - Evidence informing base-year allocation inputs; displayed values and growth are calculated: The disclosed fluoroscopy fleet constrains the outpatient comparator's scope. ([sec.gov](https://www.sec.gov/Archives/edgar/data/xx.xx/xx.xx/rdnt-xx.xx.htm))
    - Evidence informing forecast-year allocation inputs; displayed values and growth are calculated: The disclosed fluoroscopy fleet constrains the outpatient comparator's scope. ([sec.gov](https://www.sec.gov/Archives/edgar/data/xx.xx/xx.xx/rdnt-xx.xx.htm))
    - Evidence informing base-year allocation inputs; displayed values and growth are calculated: CT fleet changes provide an independent relative-activity check. ([sec.gov](https://www.sec.gov/Archives/edgar/data/xx.xx/xx.xx/rdnt-xx.xx.htm))
    - Evidence informing forecast-year allocation inputs; displayed values and growth are calculated: CT fleet changes provide an independent relative-activity check. ([sec.gov](https://www.sec.gov/Archives/edgar/data/xx.xx/xx.xx/rdnt-xx.xx.htm))
    - Evidence informing base-year allocation inputs; displayed values and growth are calculated: MRI fleet changes inform a restrained relative-growth assumption. ([sec.gov](https://www.sec.gov/Archives/edgar/data/xx.xx/xx.xx/rdnt-xx.xx.htm))
    - Evidence informing forecast-year allocation inputs; displayed values and growth are calculated: MRI fleet changes inform a restrained relative-growth assumption. ([sec.gov](https://www.sec.gov/Archives/edgar/data/xx.xx/xx.xx/rdnt-xx.xx.htm))
    - Evidence informing base-year allocation inputs; displayed values and growth are calculated: Ultrasound fleet disclosure supplies a commercial-stock comparator. ([sec.gov](https://www.sec.gov/Archives/edgar/data/xx.xx/xx.xx/rdnt-xx.xx.htm))
    - Evidence informing forecast-year allocation inputs; displayed values and growth are calculated: Ultrasound fleet disclosure supplies a commercial-stock comparator. ([sec.gov](https://www.sec.gov/Archives/edgar/data/xx.xx/xx.xx/rdnt-xx.xx.htm))
    - Evidence informing base-year allocation inputs; displayed values and growth are calculated: Mammography fleet disclosure supplies a commercial-stock comparator. ([sec.gov](https://www.sec.gov/Archives/edgar/data/xx.xx/xx.xx/rdnt-xx.xx.htm))
    - Evidence informing forecast-year allocation inputs; displayed values and growth are calculated: Mammography fleet disclosure supplies a commercial-stock comparator. ([sec.gov](https://www.sec.gov/Archives/edgar/data/xx.xx/xx.xx/rdnt-xx.xx.htm))
    - Evidence informing base-year allocation inputs; displayed values and growth are calculated: PET/CT fleet growth provides a differentiated adoption comparator. ([sec.gov](https://www.sec.gov/Archives/edgar/data/xx.xx/xx.xx/rdnt-xx.xx.htm))
    - Evidence informing forecast-year allocation inputs; displayed values and growth are calculated: PET/CT fleet growth provides a differentiated adoption comparator. ([sec.gov](https://www.sec.gov/Archives/edgar/data/xx.xx/xx.xx/rdnt-xx.xx.htm))
    - Evidence informing base-year allocation inputs; displayed values and growth are calculated: Manufacturer service arrangements corroborate buyer-side participation, without a spending split. ([sec.gov](https://www.sec.gov/Archives/edgar/data/xx.xx/xx.xx/rdnt-xx.xx.htm))
    - Evidence informing forecast-year allocation inputs; displayed values and growth are calculated: Manufacturer service arrangements corroborate buyer-side participation, without a spending split. ([sec.gov](https://www.sec.gov/Archives/edgar/data/xx.xx/xx.xx/rdnt-xx.xx.htm))
    - Evidence informing base-year allocation inputs; displayed values and growth are calculated: The operator reports external manufacturer-service arrangements and modality fleets. Applying inherited fees produces a modeled fleet-activity index, not observed maintenance expense.
    - Evidence informing forecast-year allocation inputs; displayed values and growth are calculated: The operator reports external manufacturer-service arrangements and modality fleets. Applying inherited fees produces a modeled fleet-activity index, not observed maintenance expense.
    - Evidence informing base-year allocation inputs; displayed values and growth are calculated: The disclosed outpatient fleet is counterevidence against treating hospital-heavy national samples as universal buyer distributions.
    - Evidence informing forecast-year allocation inputs; displayed values and growth are calculated: The disclosed

11. Contracting in Medical Equipment Maintenance Services: An Empirical Investigation
    - Evidence informing base-year allocation inputs; displayed values and growth are calculated: The historical scanner dataset supplies observed plan-selection proportions, not current global value shares. ([business.columbia.edu](https://business.columbia.edu/sites/default/files-efs/pubfiles/xx.xx/besbes_contracting.pdf))
    - Evidence informing forecast-year allocation inputs; displayed values and growth are calculated: The historical scanner dataset supplies observed plan-selection proportions, not current global value shares. ([business.columbia.edu](https://business.columbia.edu/sites/default/files-efs/pubfiles/xx.xx/besbes_contracting.pdf))
    - Evidence informing base-year allocation inputs; displayed values and growth are calculated: Basic and partial plans constrain the narrower-standing-coverage model. ([business.columbia.edu](https://business.columbia.edu/sites/default/files-efs/pubfiles/xx.xx/besbes_contracting.pdf))
    - Evidence informing forecast-year allocation inputs; displayed values and growth are calculated: Basic and partial plans constrain the narrower-standing-coverage model. ([business.columbia.edu](https://business.columbia.edu/sites/default/files-efs/pubfiles/xx.xx/besbes_contracting.pdf))
    - Evidence informing base-year allocation inputs; displayed values and growth are calculated: Preventive obligations coexist with differing repair coverage or charging in the studied plans. ([business.columbia.edu](https://business.columbia.edu/sites/default/files-efs/pubfiles/xx.xx/besbes_contracting.pdf))
    - Evidence informing forecast-year allocation inputs; displayed values and growth are calculated: Preventive obligations coexist with differing repair coverage or charging in the studied plans. ([business.columbia.edu](https://business.columbia.edu/sites/default/files-efs/pubfiles/xx.xx/besbes_contracting.pdf))
    - Evidence informing base-year allocation inputs; displayed values and growth are calculated: Historical full-protection selection supplies a purchasing primitive, converted from plan counts to value using an explicit relative-spending assumption.
    - Evidence informing forecast-year allocation inputs; displayed values and growth are calculated: Historical full-protection selection supplies a purchasing primitive, converted from plan counts to value using an explicit relative-spending assumption.
    - Evidence informing base-year allocation inputs; displayed values and growth are calculated: Basic and partial plans contain annual fees plus variable charges, supporting Hybrid Pricing and preventing misclassification as pure time-and-materials.
    - Evidence informing forecast-year allocation inputs; displayed values and growth are calculated: Basic and partial plans contain annual fees plus variable charges, supporting Hybrid Pricing and preventing misclassification as pure time-and-materials.
    - Evidence informing base-year allocation inputs; displayed values and growth are calculated: The study's time-and-materials label includes an annual fee; it constrains exclusions from the pure no-retainer numerator rather than observing that category's current share.
    - Evidence informing forecast-year allocation inputs; displayed values and growth are calculated: The study's time-and-materials label includes an annual fee; it constrains exclusions from the pure no-retainer numerator rather than observing that category's current share.

12. Appendix 3: Framework Agreement Specification-Maintenance, Repair and Calibration of Medical Equipment

- Evidence informing base-year allocation inputs; displayed values and growth are calculated: Comprehensive procurement coverage combines scheduled maintenance and repairs. ([sccl.nhs.uk](https://www.sccl.nhs.uk/wp-content/uploads/2023/xx.xx/Maintenance-Appendix-xx.xx-Framework-Specification.pdf))
- Evidence informing forecast-year allocation inputs; displayed values and growth are calculated: Comprehensive procurement coverage combines scheduled maintenance and repairs. ([sccl.nhs.uk](https://www.sccl.nhs.uk/wp-content/uploads/2023/xx.xx/Maintenance-Appendix-xx.xx-Framework-Specification.pdf))
- Evidence informing base-year allocation inputs; displayed values and growth are calculated: Comprehensive cover and case-specific component treatment support obligation-based classification. ([sccl.nhs.uk](https://www.sccl.nhs.uk/wp-content/uploads/2023/xx.xx/Maintenance-Appendix-xx.xx-Framework-Specification.pdf))
- Evidence informing forecast-year allocation inputs; displayed values and growth are calculated: Comprehensive cover and case-specific component treatment support obligation-based classification. ([sccl.nhs.uk](https://www.sccl.nhs.uk/wp-content/uploads/2023/xx.xx/Maintenance-Appendix-xx.xx-Framework-Specification.pdf))
- Evidence informing base-year allocation inputs; displayed values and growth are calculated: Preventive-only, labor-only and component-limited options establish narrower standing obligations. ([sccl.nhs.uk](https://www.sccl.nhs.uk/wp-content/uploads/2023/xx.xx/Maintenance-Appendix-xx.xx-Framework-Specification.pdf))
- Evidence informing forecast-year allocation inputs; displayed values and growth are calculated: Preventive-only, labor-only and component-limited options establish narrower standing obligations. ([sccl.nhs.uk](https://www.sccl.nhs.uk/wp-content/uploads/2023/xx.xx/Maintenance-Appendix-xx.xx-Framework-Specification.pdf))
- Evidence informing base-year allocation inputs; displayed values and growth are calculated: Collaborative cover explicitly divides work between buyer and supplier. ([sccl.nhs.uk](https://www.sccl.nhs.uk/wp-content/uploads/2023/xx.xx/Maintenance-Appendix-xx.xx-Framework-Specification.pdf))
- Evidence informing forecast-year allocation inputs; displayed values and growth are calculated: Collaborative cover explicitly divides work between buyer and supplier. ([sccl.nhs.uk](https://www.sccl.nhs.uk/wp-content/uploads/2023/xx.xx/Maintenance-Appendix-xx.xx-Framework-Specification.pdf))

13. What's Included in Preventative Maintenance?

- Evidence informing base-year allocation inputs; displayed values and growth are calculated: Published PM-only monthly prices provide annualized narrow-service monetary anchors; they are not full-contract prices. ([blockimaging.com](https://www.blockimaging.com/blog/bid/xx.xx/what-s-included-in-imaging-equipment-preventative-maintenance-really))
- Evidence informing forecast-year allocation inputs; displayed values and growth are calculated: Published PM-only monthly prices provide annualized narrow-service monetary anchors; they are not full-contract prices. ([blockimaging.com](https://www.blockimaging.com/blog/bid/xx.xx/what-s-included-in-imaging-equipment-preventative-maintenance-really))
- Evidence informing base-year allocation inputs; displayed values and growth are calculated: Separately offered PM-only pricing constrains the relative-payment assumption for narrower coverage. ([blockimaging.com](https://www.blockimaging.com/blog/bid/xx.xx/what-s-included-in-imaging-equipment-preventative-maintenance-really))
- Evidence informing forecast-year allocation inputs; displayed values and growth are calculated: Separately offered PM-only pricing constrains the relative-payment assumption for narrower coverage. ([blockimaging.com](https://www.blockimaging.com/blog/bid/xx.xx/what-s-included-in-imaging-equipment-preventative-maintenance-really))

14. X-ray equipment performance surveys
    - Evidence informing base-year allocation inputs; displayed values and growth are calculated: A public healthcare provider separately offers equipment-performance surveys, corroborating an assessment deliverable without measuring its market share. ([uhb.nhs.uk](https://www.uhb.nhs.uk/services/radiation-protection/x-ray-equipment-performance-surveys/))
    - Evidence informing forecast-year allocation inputs; displayed values and growth are calculated: A public healthcare provider separately offers equipment-performance surveys, corroborating an assessment deliverable without measuring its market share. ([uhb.nhs.uk](https://www.uhb.nhs.uk/services/radiation-protection/x-ray-equipment-performance-surveys/))
15. High-Tech Medical Equipment: VA Has Opportunities to Improve Its Acquisition of Maintenance Services
    - Evidence informing base-year allocation inputs; displayed values and growth are calculated: Procurement-selected imaging service obligations and access constraints provide an OEM-retention counterweight, not a global maintenance share. ([gao.gov](https://www.gao.gov/assets/gao-xx.xx-xx.xx.pdf))
    - Evidence informing forecast-year allocation inputs; displayed values and growth are calculated: Procurement-selected imaging service obligations and access constraints provide an OEM-retention counterweight, not a global maintenance share. ([gao.gov](https://www.gao.gov/assets/gao-xx.xx-xx.xx.pdf))
    - Evidence informing base-year allocation inputs; displayed values and growth are calculated: Bounded third-party access-delay examples qualify frictionless substitution assumptions without establishing universal unsuitability. ([gao.gov](https://www.gao.gov/assets/gao-xx.xx-xx.xx.pdf))
    - Evidence informing forecast-year allocation inputs; displayed values and growth are calculated: Bounded third-party access-delay examples qualify frictionless substitution assumptions without establishing universal unsuitability. ([gao.gov](https://www.gao.gov/assets/gao-xx.xx-xx.xx.pdf))
    - Evidence informing base-year allocation inputs; displayed values and growth are calculated: Inspected route counts include xx.xx standalone contracts; the selected federal sample is adjusted rather than treated as Global spending prevalence.
    - Evidence informing forecast-year allocation inputs; displayed values and growth are calculated: Inspected route counts include xx.xx standalone contracts; the selected federal sample is adjusted rather than treated as Global spending prevalence.
    - Evidence informing base-year allocation inputs; displayed values and growth are calculated: Forty-two HTME and four Federal Supply Schedule orders supply the identifiable agreement-order count for a modeled relative-value bridge.
    - Evidence informing forecast-year allocation inputs; displayed values and growth are calculated: Forty-two HTME and four Federal Supply Schedule orders supply the identifiable agreement-order count for a modeled relative-value bridge.
16. Transcript: Final Guidance: Remanufacturing of Medical Devices, September 10, 2024
    - Evidence informing base-year allocation inputs; displayed values and growth are calculated: Manufacturer and third-party servicing roles depend on the particular device, supporting asset-specific attribution. ([fda.gov](https://www.fda.gov/media/xx.xx/download?attachment=))
    - Evidence informing forecast-year allocation inputs; displayed values and growth are calculated: Manufacturer and third-party servicing roles depend on the particular device, supporting asset-specific attribution. ([fda.gov](https://www.fda.gov/media/xx.xx/download?attachment=))
    - Evidence informing base-year allocation inputs; displayed values and growth are calculated: An OEM can service another entity's device as a third-party servicer. ([fda.gov](https://www.fda.gov/media/xx.xx/download?attachment=))
    - Evidence informing forecast-year allocation inputs; displayed values and growth are calculated: An OEM can service another entity's device as a third-party servicer. ([fda.gov](https://www.fda.gov/media/xx.xx/download?attachment=))

17. Multi-vendor services
    - Evidence informing base-year allocation inputs; displayed values and growth are calculated: The advertised Philips and non-Philips service scope demonstrates why corporate identity alone cannot establish OEM attribution.
    ([usa.philips.com](https://www.usa.philips.com/healthcare/service/healthcare-multi-vendor-services))
    - Evidence informing forecast-year allocation inputs; displayed values and growth are calculated: The advertised Philips and non-Philips service scope demonstrates why corporate identity alone cannot establish OEM attribution.
    ([usa.philips.com](https://www.usa.philips.com/healthcare/service/healthcare-multi-vendor-services))
    - Evidence informing base-year allocation inputs; displayed values and growth are calculated: Non-Philips equipment servicing establishes a commercial cross-manufacturer role, not its revenue proportion.
    ([usa.philips.com](https://www.usa.philips.com/healthcare/service/healthcare-multi-vendor-services))
    - Evidence informing forecast-year allocation inputs; displayed values and growth are calculated: Non-Philips equipment servicing establishes a commercial cross-manufacturer role, not its revenue proportion.
    ([usa.philips.com](https://www.usa.philips.com/healthcare/service/healthcare-multi-vendor-services))
    - Evidence informing base-year allocation inputs; displayed values and growth are calculated: Consolidated support for Philips and non-Philips equipment establishes agreement-level multi-vendor coverage; staffing scale and parts access do not measure penetration.
    - Evidence informing forecast-year allocation inputs; displayed values and growth are calculated: Consolidated support for Philips and non-Philips equipment establishes agreement-level multi-vendor coverage; staffing scale and parts access do not measure penetration.
18. San Bernardino County - File 11902: Asset Management Agreement with Renovo Solutions LLC for Maintenance Services
    - Evidence informing base-year allocation inputs; displayed values and growth are calculated: The approved 2025 three-year, xx.xx-asset agreement supplies a monetary third-party purchasing counterexample; approved value is not realized annual revenue.
    ([sanbernardino.legistar.com](https://sanbernardino.legistar.com/LegislationDetail.aspx?GUID=06EA5122-33FD-472E-B939-A8FA6E015FEB&ID=xx.xx&Options=&Search=))
    - Evidence informing forecast-year allocation inputs; displayed values and growth are calculated: The approved 2025 three-year, xx.xx-asset agreement supplies a monetary third-party purchasing counterexample; approved value is not realized annual revenue.
    ([sanbernardino.legistar.com](https://sanbernardino.legistar.com/LegislationDetail.aspx?GUID=06EA5122-33FD-472E-B939-A8FA6E015FEB&ID=xx.xx&Options=&Search=))
    - Evidence informing base-year allocation inputs; displayed values and growth are calculated: The public agreement combines scheduled maintenance, repairs and parts, supporting combined purchased obligations.
    ([sanbernardino.legistar.com](https://sanbernardino.legistar.com/LegislationDetail.aspx?GUID=06EA5122-33FD-472E-B939-A8FA6E015FEB&ID=xx.xx&Options=&Search=))
    - Evidence informing forecast-year allocation inputs; displayed values and growth are calculated: The public agreement combines scheduled maintenance, repairs and parts, supporting combined purchased obligations.
    ([sanbernardino.legistar.com](https://sanbernardino.legistar.com/LegislationDetail.aspx?GUID=06EA5122-33FD-472E-B939-A8FA6E015FEB&ID=xx.xx&Options=&Search=))
19. Radiation Protection in Newer Medical Imaging Techniques: PET/CT - Safety Reports Series No. 58
    - Evidence informing forecast-year allocation inputs; displayed values and growth are calculated: The 2008 commercial equipment-sales discussion supports historical standalone-to-hybrid substitution, not a current maintenance share or retirement rate.
    ([www-pub.iaea.org](https://www-pub.iaea.org/MTCD/Publications/PDF/pub1343_web.pdf))
    - Evidence informing forecast-year allocation inputs; displayed values and growth are calculated: Historical PET/CT equipment adoption supplies a directional substitution premise, not contemporary service revenue.
    ([www-pub.iaea.org](https://www-pub.iaea.org/MTCD/Publications/PDF/pub1343_web.pdf))

20. Nexaris-At the nexus of treatment innovation

    · Evidence informing base-year allocation inputs; displayed values and growth are calculated: Named Angio-CT and Angio-MR-CT offerings corroborate integrated interventional configurations, not their maintenance terms, installed count or revenue.
    ([siemens-healthineers.com](https://www.siemens-healthineers.com/angio/nexaris-therapy-suites))

    · Evidence informing forecast-year allocation inputs; displayed values and growth are calculated: Named Angio-CT and Angio-MR-CT offerings corroborate integrated interventional configurations, not their maintenance terms, installed count or revenue.
    ([siemens-healthineers.com](https://www.siemens-healthineers.com/angio/nexaris-therapy-suites))

21. Development of Applications for the Elmammo Avant Class Dedicated Breast PET System

    · Evidence informing base-year allocation inputs; displayed values and growth are calculated: Ten dedicated-PET installations reported by August 2017 establish dated niche commercial activity, not current worldwide stock.
    ([shimadzu.com](https://www.shimadzu.com/about/magazine/tec_news/srv74_12/report08.html))

    · Evidence informing forecast-year allocation inputs; displayed values and growth are calculated: Ten dedicated-PET installations reported by August 2017 establish dated niche commercial activity, not current worldwide stock.
    ([shimadzu.com](https://www.shimadzu.com/about/magazine/tec_news/srv74_12/report08.html))

22. Release of High-Resolution PET System PositView Utilizing High Resolution to Support Research and Development into Diagnosis and Early Treatment for Dementia

    · Evidence informing base-year allocation inputs; displayed values and growth are calculated: The July xx.xx 2025 U.S. marketing announcement provides counterevidence to treating all standalone PET activity as declining legacy systems; maintenance adoption remains unmeasured.
    ([shimadzu-usa.com](https://www.shimadzu-usa.com/news/2025/2025jul25.html))

    · Evidence informing forecast-year allocation inputs; displayed values and growth are calculated: The July xx.xx 2025 U.S. marketing announcement provides counterevidence to treating all standalone PET activity as declining legacy systems; maintenance adoption remains unmeasured.
    ([shimadzu-usa.com](https://www.shimadzu-usa.com/news/2025/2025jul25.html))

23. DIrectory of RAdiotherapy Centres (DIRAC)

    · Evidence informing base-year allocation inputs; displayed values and growth are calculated: Current registry footprint exceeds xx.xx radiotherapy centres; this constrains the assumed treatment-planning customer pool but does not report 2025 simulator stocks or maintenance revenue.

    · Evidence informing forecast-year allocation inputs; displayed values and growth are calculated: Current registry footprint exceeds xx.xx radiotherapy centres; this constrains the assumed treatment-planning customer pool but does not report 2025 simulator stocks or maintenance revenue.

24. Maintenance of the Somatom Definition AS CT simulator from Siemens

    · Evidence informing forecast-year allocation inputs; displayed values and growth are calculated: CT-simulator maintenance was awarded September xx.xx 2026 for EUR xx.xx. Unknown contract duration prevents conversion into annual spending; the award supports a distinct purchased planning-asset obligation.

25. Canadian Medical Imaging Inventory 2022-2023: Provincial and Territorial Overview
    - Evidence informing base-year allocation inputs; displayed values and growth are calculated: Reported hospital and private-facility site types constrain buyer attribution, with explicit regional and classification limitations.
    - Evidence informing forecast-year allocation inputs; displayed values and growth are calculated: Reported hospital and private-facility site types constrain buyer attribution, with explicit regional and classification limitations.
    - Evidence informing base-year allocation inputs; displayed values and growth are calculated: Private-site participation supplies an outpatient calibration lead; private ownership is not equated automatically with imaging-centre status.
    - Evidence informing forecast-year allocation inputs; displayed values and growth are calculated: Private-site participation supplies an outpatient calibration lead; private ownership is not equated automatically with imaging-centre status.
    - Evidence informing base-year allocation inputs; displayed values and growth are calculated: Modality-specific 2022-2023 age distributions supply observed inputs to the explicitly assumed age-to-support-endpoint bridge.
    - Evidence informing forecast-year allocation inputs; displayed values and growth are calculated: Modality-specific 2022-2023 age distributions supply observed inputs to the explicitly assumed age-to-support-endpoint bridge.
    - Evidence informing base-year allocation inputs; displayed values and growth are calculated: Older-equipment distributions constrain the beyond-support model but do not directly measure manufacturer support withdrawal.
    - Evidence informing forecast-year allocation inputs; displayed values and growth are calculated: Older-equipment distributions constrain the beyond-support model but do not directly measure manufacturer support withdrawal.
26. MLN909060 - Independent Diagnostic Testing Facility, February 2026
    - Evidence informing forecast-year allocation inputs; displayed values and growth are calculated: Official mobile-IDTF distinctions separate clinical operators from equipment/personnel leasing and establish a maintenance responsibility, not an outsourcing percentage.
27. Maintenance service agreements
    - Evidence informing base-year allocation inputs; displayed values and growth are calculated: Approximately xx.xx% remotely resolved corrective cases constrain channel assumptions but cannot be substituted for remote-only spending.
    - Evidence informing forecast-year allocation inputs; displayed values and growth are calculated: Approximately xx.xx% remotely resolved corrective cases constrain channel assumptions but cannot be substituted for remote-only spending.
    - Evidence informing base-year allocation inputs; displayed values and growth are calculated: RightFit combines field and remote expertise under customizable agreements, supporting an inseparable integrated-obligation category.
    - Evidence informing forecast-year allocation inputs; displayed values and growth are calculated: RightFit combines field and remote expertise under customizable agreements, supporting an inseparable integrated-obligation category.
    - Evidence informing base-year allocation inputs; displayed values and growth are calculated: Field-engineer access remains part of the commercial offering; remote resolution does not eliminate purchased attendance obligations.
    - Evidence informing forecast-year allocation inputs; displayed values and growth are calculated: Field-engineer access remains part of the commercial offering; remote resolution does not eliminate purchased attendance obligations.

28. Portable Ultrasound Repair Depot
    - Evidence informing base-year allocation inputs; displayed values and growth are calculated: Accepted portable ultrasound systems are repaired at a service centre, supporting a system-level depot channel with eligibility and repaired-portion limits.
    - Evidence informing forecast-year allocation inputs; displayed values and growth are calculated: Accepted portable ultrasound systems are repaired at a service centre, supporting a system-level depot channel with eligibility and repaired-portion limits.
    - Evidence informing base-year allocation inputs; displayed values and growth are calculated: Flat-rate repair for eligible jobs establishes event-specific pricing, while excluded cases receive alternative quotations; adoption is not disclosed.
    - Evidence informing forecast-year allocation inputs; displayed values and growth are calculated: Flat-rate repair for eligible jobs establishes event-specific pricing, while excluded cases receive alternative quotations; adoption is not disclosed.
29. TruPay - GE HealthCare commercial brochure
    - Evidence informing base-year allocation inputs; displayed values and growth are calculated: The official brochure has a fixed first-xx.xx-patient price plus further usage slabs, supporting minimum-plus-variable classification when both components apply.
    - Evidence informing forecast-year allocation inputs; displayed values and growth are calculated: The official brochure has a fixed first-xx.xx-patient price plus further usage slabs, supporting minimum-plus-variable classification when both components apply.
    - Evidence informing base-year allocation inputs; displayed values and growth are calculated: The explicit minimum payment constrains the pure Usage-Based Fees numerator; a pay-per-use promotional label does not independently establish variable-only billing.
    - Evidence informing forecast-year allocation inputs; displayed values and growth are calculated: The explicit minimum payment constrains the pure Usage-Based Fees numerator; a pay-per-use promotional label does not independently establish variable-only billing.
30. Flexible Multi-Vendor Medical Imaging Equipment Service
    - Evidence informing base-year allocation inputs; displayed values and growth are calculated: A disclosed Time & Materials option supports a separate input-charged commercial route without reporting realized revenue or exact customer terms.
    - Evidence informing forecast-year allocation inputs; displayed values and growth are calculated: A disclosed Time & Materials option supports a separate input-charged commercial route without reporting realized revenue or exact customer terms.
    - Evidence informing base-year allocation inputs; displayed values and growth are calculated: Advertised post-OEM-support service corroborates continuing commercial participation beyond manufacturer support, but not universal model eligibility.
    - Evidence informing forecast-year allocation inputs; displayed values and growth are calculated: Advertised post-OEM-support service corroborates continuing commercial participation beyond manufacturer support, but not universal model eligibility.

19.3. BRICS

Table 304. BRICS Medical Imaging Equipment Maintenance Services Market, by Country growth contribution, 2025-2032

Category	2025 value (USD Million)	2032 value (USD Million)	Added value (USD Million)	2025 share (%)	2032 share (%)	Change (pp)	Growth share (%)	CAGR (%)
Brazil	xx.xx	xx.xx	xx.xx	xx.xx	xx.xx	xx.xx	xx.xx	xx.xx
China	xx.xx	xx.xx	xx.xx	xx.xx	xx.xx	xx.xx	xx.xx	xx.xx
India	xx.xx	xx.xx	xx.xx	xx.xx	xx.xx	xx.xx	xx.xx	xx.xx
Russia	xx.xx	xx.xx	xx.xx	xx.xx	xx.xx	xx.xx	xx.xx	xx.xx
South Africa	xx.xx	xx.xx	xx.xx	xx.xx	xx.xx	xx.xx	xx.xx	xx.xx
Scope total	**xx.xx**	**xx.xx**	**xx.xx**	**xx.xx**	**xx.xx**	**xx.xx**	**xx.xx**	**xx.xx**

Table 305. BRICS Medical Imaging Equipment Maintenance Services Market Size, by Group, 2017-2040 (USD Million)

Group	2017	2024	2025	2026	2027	2032	2040	CAGR (%)
Brazil	xx.xx	xx.xx	xx.xx	xx.xx	xx.xx	xx.xx	xx.xx	xx.xx
China	xx.xx	xx.xx	xx.xx	xx.xx	xx.xx	xx.xx	xx.xx	xx.xx
India	xx.xx	xx.xx	xx.xx	xx.xx	xx.xx	xx.xx	xx.xx	xx.xx
Russia	xx.xx	xx.xx	xx.xx	xx.xx	xx.xx	xx.xx	xx.xx	xx.xx
South Africa	xx.xx	xx.xx	xx.xx	xx.xx	xx.xx	xx.xx	xx.xx	xx.xx

Table 306. BRICS Medical Imaging Equipment Maintenance Services Market Size, by Maintenance Function, 2017-2040 (USD Million)

Maintenance Function	2017	2024	2025	2026	2027	2032	2040	CAGR (%)
Combined Preventive and Corrective Maintenance	xx.xx	xx.xx	xx.xx	xx.xx	xx.xx	xx.xx	xx.xx	xx.xx
Corrective Maintenance	xx.xx	xx.xx	xx.xx	xx.xx	xx.xx	xx.xx	xx.xx	xx.xx
Inspection and Verification	xx.xx	xx.xx	xx.xx	xx.xx	xx.xx	xx.xx	xx.xx	xx.xx
Preventive Maintenance	xx.xx	xx.xx	xx.xx	xx.xx	xx.xx	xx.xx	xx.xx	xx.xx
Total	**xx.xx**	**xx.xx**	**xx.xx**	**xx.xx**	**xx.xx**	**xx.xx**	**xx.xx**	**xx.xx**

Table 307. BRICS Medical Imaging Equipment Maintenance Services Market Size, by Imaging Modality, 2017-2040 (USD Million)

Imaging Modality	2017	2024	2025	2026	2027	2032	2040	CAGR (%)
Bone Densitometry	xx.xx	xx.xx	xx.xx	xx.xx	xx.xx	xx.xx	xx.xx	xx.xx
Computed Tomography	xx.xx	xx.xx	xx.xx	xx.xx	xx.xx	xx.xx	xx.xx	xx.xx
Dental Radiology	xx.xx	xx.xx	xx.xx	xx.xx	xx.xx	xx.xx	xx.xx	xx.xx
Fluoroscopy and Angiography	xx.xx	xx.xx	xx.xx	xx.xx	xx.xx	xx.xx	xx.xx	xx.xx
General Radiography	xx.xx	xx.xx	xx.xx	xx.xx	xx.xx	xx.xx	xx.xx	xx.xx
Hybrid Imaging	xx.xx	xx.xx	xx.xx	xx.xx	xx.xx	xx.xx	xx.xx	xx.xx
Magnetic Resonance Imaging	xx.xx	xx.xx	xx.xx	xx.xx	xx.xx	xx.xx	xx.xx	xx.xx
Mammography	xx.xx	xx.xx	xx.xx	xx.xx	xx.xx	xx.xx	xx.xx	xx.xx
Nuclear Medicine Imaging	xx.xx	xx.xx	xx.xx	xx.xx	xx.xx	xx.xx	xx.xx	xx.xx
Ultrasound	xx.xx	xx.xx	xx.xx	xx.xx	xx.xx	xx.xx	xx.xx	xx.xx
Total	**xx.xx**	**xx.xx**	**xx.xx**	**xx.xx**	**xx.xx**	**xx.xx**	**xx.xx**	**xx.xx**

Table 308. BRICS Medical Imaging Equipment Maintenance Services Market Size, by Hybrid Imaging, 2017-2040 (USD Million)

Hybrid Imaging	2017	2024	2025	2026	2027	2032	2040	CAGR (%)
Hybrid Interventional Imaging	xx.xx	xx.xx	xx.xx	xx.xx	xx.xx	xx.xx	xx.xx	xx.xx
PET/CT	xx.xx	xx.xx	xx.xx	xx.xx	xx.xx	xx.xx	xx.xx	xx.xx
PET/MRI	xx.xx	xx.xx	xx.xx	xx.xx	xx.xx	xx.xx	xx.xx	xx.xx
SPECT/CT	xx.xx	xx.xx	xx.xx	xx.xx	xx.xx	xx.xx	xx.xx	xx.xx
Total	**xx.xx**	**xx.xx**	**xx.xx**	**xx.xx**	**xx.xx**	**xx.xx**	**xx.xx**	**xx.xx**

Table 309. BRICS Medical Imaging Equipment Maintenance Services Market Size, by Nuclear Medicine Imaging, 2017-2040 (USD Million)

Nuclear Medicine Imaging	2017	2024	2025	2026	2027	2032	2040	CAGR (%)
Gamma Camera and SPECT Imaging	xx.xx	xx.xx	xx.xx	xx.xx	xx.xx	xx.xx	xx.xx	xx.xx
Standalone PET Imaging	xx.xx	xx.xx	xx.xx	xx.xx	xx.xx	xx.xx	xx.xx	xx.xx
Total	**xx.xx**	**xx.xx**	**xx.xx**	**xx.xx**	**xx.xx**	**xx.xx**	**xx.xx**	**xx.xx**

Table 310. BRICS Medical Imaging Equipment Maintenance Services Market Size, by Clinical Use, 2017-2040 (USD Million)

Clinical Use	2017	2024	2025	2026	2027	2032	2040	CAGR (%)
Diagnostic and Screening Imaging	xx.xx	xx.xx	xx.xx	xx.xx	xx.xx	xx.xx	xx.xx	xx.xx
Image-Guided Intervention	xx.xx	xx.xx	xx.xx	xx.xx	xx.xx	xx.xx	xx.xx	xx.xx
Shared-Use Imaging	xx.xx	xx.xx	xx.xx	xx.xx	xx.xx	xx.xx	xx.xx	xx.xx
Treatment-Planning Imaging	xx.xx	xx.xx	xx.xx	xx.xx	xx.xx	xx.xx	xx.xx	xx.xx
Total	**xx.xx**	**xx.xx**	**xx.xx**	**xx.xx**	**xx.xx**	**xx.xx**	**xx.xx**	**xx.xx**

Table 311. BRICS Medical Imaging Equipment Maintenance Services Market Size, by End User, 2017-2040 (USD Million)

End User	2017	2024	2025	2026	2027	2032	2040	CAGR (%)
Ambulatory Care Centers	xx.xx	xx.xx	xx.xx	xx.xx	xx.xx	xx.xx	xx.xx	xx.xx
Dental Practices	xx.xx	xx.xx	xx.xx	xx.xx	xx.xx	xx.xx	xx.xx	xx.xx
Diagnostic Imaging Centers	xx.xx	xx.xx	xx.xx	xx.xx	xx.xx	xx.xx	xx.xx	xx.xx
Hospitals	xx.xx	xx.xx	xx.xx	xx.xx	xx.xx	xx.xx	xx.xx	xx.xx
Medical and Allied Health Practices	xx.xx	xx.xx	xx.xx	xx.xx	xx.xx	xx.xx	xx.xx	xx.xx
Mobile Imaging Operators	xx.xx	xx.xx	xx.xx	xx.xx	xx.xx	xx.xx	xx.xx	xx.xx
Total	**xx.xx**	**xx.xx**	**xx.xx**	**xx.xx**	**xx.xx**	**xx.xx**	**xx.xx**	**xx.xx**

Table 312. BRICS Medical Imaging Equipment Maintenance Services Market Size, by Service Delivery, 2017-2040 (USD Million)

Service Delivery	2017	2024	2025	2026	2027	2032	2040	CAGR (%)
Depot Repair	xx.xx	xx.xx	xx.xx	xx.xx	xx.xx	xx.xx	xx.xx	xx.xx
Integrated Service Delivery	xx.xx	xx.xx	xx.xx	xx.xx	xx.xx	xx.xx	xx.xx	xx.xx
On-Site Service	xx.xx	xx.xx	xx.xx	xx.xx	xx.xx	xx.xx	xx.xx	xx.xx
Remote Service	xx.xx	xx.xx	xx.xx	xx.xx	xx.xx	xx.xx	xx.xx	xx.xx
Total	**xx.xx**	**xx.xx**	**xx.xx**	**xx.xx**	**xx.xx**	**xx.xx**	**xx.xx**	**xx.xx**

Table 313. BRICS Medical Imaging Equipment Maintenance Services Market Size, by Procurement Route, 2017-2040 (USD Million)

Procurement Route	2017	2024	2025	2026	2027	2032	2040	CAGR (%)
Framework and Master-Agreement Orders	xx.xx	xx.xx	xx.xx	xx.xx	xx.xx	xx.xx	xx.xx	xx.xx
Standalone Procurement	xx.xx	xx.xx	xx.xx	xx.xx	xx.xx	xx.xx	xx.xx	xx.xx
Total	**xx.xx**	**xx.xx**	**xx.xx**	**xx.xx**	**xx.xx**	**xx.xx**	**xx.xx**	**xx.xx**

Table 314. BRICS Medical Imaging Equipment Maintenance Services Market Size, by Service Provider Relationship, 2017-2040 (USD Million)

Service Provider Relationship	2017	2024	2025	2026	2027	2032	2040	CAGR (%)
Manufacturer-Provided Service	xx.xx	xx.xx	xx.xx	xx.xx	xx.xx	xx.xx	xx.xx	xx.xx
Third-Party Service	xx.xx	xx.xx	xx.xx	xx.xx	xx.xx	xx.xx	xx.xx	xx.xx
Total	**xx.xx**	**xx.xx**	**xx.xx**	**xx.xx**	**xx.xx**	**xx.xx**	**xx.xx**	**xx.xx**

Table 315. BRICS Medical Imaging Equipment Maintenance Services Market Size, by Contract Coverage, 2017-2040 (USD Million)

Contract Coverage	2017	2024	2025	2026	2027	2032	2040	CAGR (%)
Event-Specific Service	xx.xx	xx.xx	xx.xx	xx.xx	xx.xx	xx.xx	xx.xx	xx.xx
Full-Service Coverage	xx.xx	xx.xx	xx.xx	xx.xx	xx.xx	xx.xx	xx.xx	xx.xx
Limited-Service Coverage	xx.xx	xx.xx	xx.xx	xx.xx	xx.xx	xx.xx	xx.xx	xx.xx
Shared Maintenance Coverage	xx.xx	xx.xx	xx.xx	xx.xx	xx.xx	xx.xx	xx.xx	xx.xx
Total	**xx.xx**	**xx.xx**	**xx.xx**	**xx.xx**	**xx.xx**	**xx.xx**	**xx.xx**	**xx.xx**

Table 316. BRICS Medical Imaging Equipment Maintenance Services Market Size, by Pricing Model, 2017-2040 (USD Million)

Pricing Model	2017	2024	2025	2026	2027	2032	2040	CAGR (%)
Fixed Per-Event Fees	xx.xx	xx.xx	xx.xx	xx.xx	xx.xx	xx.xx	xx.xx	xx.xx
Fixed Periodic Fees	xx.xx	xx.xx	xx.xx	xx.xx	xx.xx	xx.xx	xx.xx	xx.xx
Hybrid Pricing	xx.xx	xx.xx	xx.xx	xx.xx	xx.xx	xx.xx	xx.xx	xx.xx
Time-and-Materials Pricing	xx.xx	xx.xx	xx.xx	xx.xx	xx.xx	xx.xx	xx.xx	xx.xx
Usage-Based Fees	xx.xx	xx.xx	xx.xx	xx.xx	xx.xx	xx.xx	xx.xx	xx.xx
Total	**xx.xx**	**xx.xx**	**xx.xx**	**xx.xx**	**xx.xx**	**xx.xx**	**xx.xx**	**xx.xx**

Table 317. BRICS Medical Imaging Equipment Maintenance Services Market Size, by Vendor Scope, 2017-2040 (USD Million)

Vendor Scope	2017	2024	2025	2026	2027	2032	2040	CAGR (%)
Multi-Vendor Coverage	xx.xx	xx.xx	xx.xx	xx.xx	xx.xx	xx.xx	xx.xx	xx.xx
Single-Vendor Coverage	xx.xx	xx.xx	xx.xx	xx.xx	xx.xx	xx.xx	xx.xx	xx.xx
Total	**xx.xx**	**xx.xx**	**xx.xx**	**xx.xx**	**xx.xx**	**xx.xx**	**xx.xx**	**xx.xx**

Table 318. BRICS Medical Imaging Equipment Maintenance Services Market Size, by Equipment Support Lifecycle, 2017-2040 (USD Million)

Equipment Support Lifecycle	2017	2024	2025	2026	2027	2032	2040	CAGR (%)
Beyond Manufacturer Support	xx.xx	xx.xx	xx.xx	xx.xx	xx.xx	xx.xx	xx.xx	xx.xx
Within Manufacturer Support	xx.xx	xx.xx	xx.xx	xx.xx	xx.xx	xx.xx	xx.xx	xx.xx
Total	**xx.xx**	**xx.xx**	**xx.xx**	**xx.xx**	**xx.xx**	**xx.xx**	**xx.xx**	**xx.xx**

Sources & Evidence

1. GE HealthCare Technologies Inc. - 2025 Form 10-K
   - Evidence informing the 2023 market-value input; displayed series and growth include calculations: Reported services revenue of USD xx.xx supplies a historical commercial-activity proxy; it is broader than imaging maintenance.
   - Evidence informing the 2024 market-value input; displayed series and growth include calculations: Reported services revenue of USD xx.xx supplies the comparable historical proxy.
   - Evidence informing base-year allocation inputs; displayed values and growth are calculated: China destination sales were USD xx.xx; regional sales declined in 2025.
   - Evidence informing forecast-year allocation inputs; displayed values and growth are calculated: China destination sales were USD xx.xx; regional sales declined in 2025.
2. GE HealthCare Technologies Inc. - 2022 Form 10-K
   - Evidence informing the 2020 market-value input; displayed series and growth include calculations: Services revenue of USD xx.xx anchors the high-cost equipment cohort's historical activity index.
   - Evidence informing the 2021 market-value input; displayed series and growth include calculations: Services revenue of USD xx.xx supplies the comparable activity index.
   - Evidence informing the 2022 market-value input; displayed series and growth include calculations: Services revenue of USD xx.xx supplies the activity index. The filing attributes the services decline primarily to unfavorable currency effects.
3. Health at a Glance 2025 - Diagnostic Technologies
   - Evidence informing the 2032 market-value input; displayed series and growth include calculations: Long-run increases in imaging activity support continued equipment demand; examination volumes are not substituted for maintenance revenue.
   - Evidence informing the 2040 market-value input; displayed series and growth include calculations: The observed country variation and incomplete coverage constrain long-run stock-growth assumptions and prohibit uniform worldwide density extrapolation.

4. OnWatch Predict
   - Evidence informing the 2032 market-value input; displayed series and growth include calculations: Conditional reported benefits support considering a service-efficiency counterforce, not applying downtime reductions directly to service revenue.
   - Evidence informing the 2040 market-value input; displayed series and growth include calculations: The offering supports retaining human and component fulfillment costs in the long-run forecast; it does not establish autonomous servicing or engineer replacement.
5. Unite In-House Service Solutions
   - Evidence informing the 2032 market-value input; displayed series and growth include calculations: The retained-labor boundary supports the modeled purchased-scope counterforce, without measuring future adoption.
   - Evidence informing the 2040 market-value input; displayed series and growth include calculations: The offering supports maintaining a distinction between installed equipment obligations and externally purchased service expenditure.
   - Evidence informing base-year allocation inputs; displayed values and growth are calculated: The offering excludes included onsite and planned-maintenance labor, supporting retained-work and purchased-payment distinctions, not observed adoption.
([gehealthcare.com](https://www.gehealthcare.com/en/services/unite-in-house))
   - Evidence informing forecast-year allocation inputs; displayed values and growth are calculated: The offering excludes included onsite and planned-maintenance labor, supporting retained-work and purchased-payment distinctions, not observed adoption.
([gehealthcare.com](https://www.gehealthcare.com/en/services/unite-in-house))
   - Evidence informing base-year allocation inputs; displayed values and growth are calculated: The published xx.xx% remote fix rate is a case-resolution observation, not remote-only revenue. Separately billed on-site labor supports the responsibility distinction.
   - Evidence informing forecast-year allocation inputs; displayed values and growth are calculated: The published xx.xx% remote fix rate is a case-resolution observation, not remote-only revenue. Separately billed on-site labor supports the responsibility distinction.
   - Evidence informing base-year allocation inputs; displayed values and growth are calculated: Excluded on-site and planned-maintenance labor prevents interpreting every remote-support plan as inclusive integrated fulfillment.
   - Evidence informing forecast-year allocation inputs; displayed values and growth are calculated: Excluded on-site and planned-maintenance labor prevents interpreting every remote-support plan as inclusive integrated fulfillment.
   - Evidence informing base-year allocation inputs; displayed values and growth are calculated: Periodic support with additional billed labor or parts supports mixed payment components rather than universal fixed full coverage.
   - Evidence informing forecast-year allocation inputs; displayed values and growth are calculated: Periodic support with additional billed labor or parts supports mixed payment components rather than universal fixed full coverage.
   - Evidence informing base-year allocation inputs; displayed values and growth are calculated: Enterprise offerings covering GE HealthCare assets establish an own-brand agreement example without measuring its market penetration.
   - Evidence informing forecast-year allocation inputs; displayed values and growth are calculated: Enterprise offerings covering GE HealthCare assets establish an own-brand agreement example without measuring its market penetration.

6. Philips Standard Terms and Conditions of Service, Revision 23, April 2024
   - Evidence informing the 2032 market-value input; displayed series and growth include calculations: Published lifecycle terms condition post-End-of-Life repair on parts and trained-personnel availability and remove the earlier uptime guarantee. These constrain assumed indefinite support extension.
   - Evidence informing the 2040 market-value input; displayed series and growth include calculations: The lifecycle conditions support including retirement and support limitations in long-run growth assumptions, but do not establish a dated global withdrawal event.
   - Evidence informing base-year allocation inputs; displayed values and growth are calculated: Post-End-of-Life obligations change materially, supporting a declared-support endpoint rather than an automatic equipment-age threshold.
   - Evidence informing forecast-year allocation inputs; displayed values and growth are calculated: Post-End-of-Life obligations change materially, supporting a declared-support endpoint rather than an automatic equipment-age threshold.
   - Evidence informing base-year allocation inputs; displayed values and growth are calculated: Post-endpoint repair depends on parts and trained-personnel availability without the earlier uptime guarantee; continuing service is conditional, not indefinite.
   - Evidence informing forecast-year allocation inputs; displayed values and growth are calculated: Post-endpoint repair depends on parts and trained-personnel availability without the earlier uptime guarantee; continuing service is conditional, not indefinite.
7. Health at a Glance 2025 - Diagnostic Technologies
   - Evidence informing base-year allocation inputs; displayed values and growth are calculated: Imaging-stock comparator.
   - Evidence informing forecast-year allocation inputs; displayed values and growth are calculated: Imaging-stock comparator.
8. Health at a Glance: Latin America and the Caribbean 2023 - Medical Technologies
   - Evidence informing base-year allocation inputs; displayed values and growth are calculated: Brazil's CT and MRI densities anchor the equipment-linked expenditure proxy.
   - Evidence informing forecast-year allocation inputs; displayed values and growth are calculated: Brazil's CT and MRI densities anchor the equipment-linked expenditure proxy.

9. RadNet, Inc. - 2025 Form 10-K
   - Evidence informing base-year allocation inputs; displayed values and growth are calculated: The disclosed X-ray fleet provides a buyer-footprint check, not global maintenance revenue. ([sec.gov](https://www.sec.gov/Archives/edgar/data/xx.xx/xx.xx/rdnt-xx.xx.htm))
   - Evidence informing forecast-year allocation inputs; displayed values and growth are calculated: The disclosed X-ray fleet provides a buyer-footprint check, not global maintenance revenue. ([sec.gov](https://www.sec.gov/Archives/edgar/data/xx.xx/xx.xx/rdnt-xx.xx.htm))
   - Evidence informing base-year allocation inputs; displayed values and growth are calculated: The disclosed fluoroscopy fleet constrains the outpatient comparator's scope. ([sec.gov](https://www.sec.gov/Archives/edgar/data/xx.xx/xx.xx/rdnt-xx.xx.htm))
   - Evidence informing forecast-year allocation inputs; displayed values and growth are calculated: The disclosed fluoroscopy fleet constrains the outpatient comparator's scope. ([sec.gov](https://www.sec.gov/Archives/edgar/data/xx.xx/xx.xx/rdnt-xx.xx.htm))
   - Evidence informing base-year allocation inputs; displayed values and growth are calculated: CT fleet changes provide an independent relative-activity check. ([sec.gov](https://www.sec.gov/Archives/edgar/data/xx.xx/xx.xx/rdnt-xx.xx.htm))
   - Evidence informing forecast-year allocation inputs; displayed values and growth are calculated: CT fleet changes provide an independent relative-activity check. ([sec.gov](https://www.sec.gov/Archives/edgar/data/xx.xx/xx.xx/rdnt-xx.xx.htm))
   - Evidence informing base-year allocation inputs; displayed values and growth are calculated: MRI fleet changes inform a restrained relative-growth assumption. ([sec.gov](https://www.sec.gov/Archives/edgar/data/xx.xx/xx.xx/rdnt-xx.xx.htm))
   - Evidence informing forecast-year allocation inputs; displayed values and growth are calculated: MRI fleet changes inform a restrained relative-growth assumption. ([sec.gov](https://www.sec.gov/Archives/edgar/data/xx.xx/xx.xx/rdnt-xx.xx.htm))
   - Evidence informing base-year allocation inputs; displayed values and growth are calculated: Ultrasound fleet disclosure supplies a commercial-stock comparator. ([sec.gov](https://www.sec.gov/Archives/edgar/data/xx.xx/xx.xx/rdnt-xx.xx.htm))
   - Evidence informing forecast-year allocation inputs; displayed values and growth are calculated: Ultrasound fleet disclosure supplies a commercial-stock comparator. ([sec.gov](https://www.sec.gov/Archives/edgar/data/xx.xx/xx.xx/rdnt-xx.xx.htm))
   - Evidence informing base-year allocation inputs; displayed values and growth are calculated: Mammography fleet disclosure supplies a commercial-stock comparator. ([sec.gov](https://www.sec.gov/Archives/edgar/data/xx.xx/xx.xx/rdnt-xx.xx.htm))
   - Evidence informing forecast-year allocation inputs; displayed values and growth are calculated: Mammography fleet disclosure supplies a commercial-stock comparator. ([sec.gov](https://www.sec.gov/Archives/edgar/data/xx.xx/xx.xx/rdnt-xx.xx.htm))
   - Evidence informing base-year allocation inputs; displayed values and growth are calculated: PET/CT fleet growth provides a differentiated adoption comparator. ([sec.gov](https://www.sec.gov/Archives/edgar/data/xx.xx/xx.xx/rdnt-xx.xx.htm))
   - Evidence informing forecast-year allocation inputs; displayed values and growth are calculated: PET/CT fleet growth provides a differentiated adoption comparator. ([sec.gov](https://www.sec.gov/Archives/edgar/data/xx.xx/xx.xx/rdnt-xx.xx.htm))
   - Evidence informing base-year allocation inputs; displayed values and growth are calculated: Manufacturer service arrangements corroborate buyer-side participation, without a spending split. ([sec.gov](https://www.sec.gov/Archives/edgar/data/xx.xx/xx.xx/rdnt-xx.xx.htm))
   - Evidence informing forecast-year allocation inputs; displayed values and growth are calculated: Manufacturer service arrangements corroborate buyer-side participation, without a spending split. ([sec.gov](https://www.sec.gov/Archives/edgar/data/xx.xx/xx.xx/rdnt-xx.xx.htm))
   - Evidence informing base-year allocation inputs; displayed values and growth are calculated: The operator reports external manufacturer-service arrangements and modality fleets. Applying inherited fees produces a modeled fleet-activity index, not observed maintenance expense.
   - Evidence informing forecast-year allocation inputs; displayed values and growth are calculated: The operator reports external manufacturer-service arrangements and modality fleets. Applying inherited fees produces a modeled fleet-activity index, not observed maintenance expense.
   - Evidence informing base-year allocation inputs; displayed values and growth are calculated: The disclosed outpatient fleet is counterevidence against treating hospital-heavy national samples as universal buyer distributions.
   - Evidence informing forecast-year allocation inputs; displayed values and growth are calculated: The disclosed

10. Contracting in Medical Equipment Maintenance Services: An Empirical Investigation
    - Evidence informing base-year allocation inputs; displayed values and growth are calculated: The historical scanner dataset supplies observed plan-selection proportions, not current global value shares. ([business.columbia.edu](https://business.columbia.edu/sites/default/files-efs/pubfiles/xx.xx/besbes_contracting.pdf))
    - Evidence informing forecast-year allocation inputs; displayed values and growth are calculated: The historical scanner dataset supplies observed plan-selection proportions, not current global value shares. ([business.columbia.edu](https://business.columbia.edu/sites/default/files-efs/pubfiles/xx.xx/besbes_contracting.pdf))
    - Evidence informing base-year allocation inputs; displayed values and growth are calculated: Basic and partial plans constrain the narrower-standing-coverage model. ([business.columbia.edu](https://business.columbia.edu/sites/default/files-efs/pubfiles/xx.xx/besbes_contracting.pdf))
    - Evidence informing forecast-year allocation inputs; displayed values and growth are calculated: Basic and partial plans constrain the narrower-standing-coverage model. ([business.columbia.edu](https://business.columbia.edu/sites/default/files-efs/pubfiles/xx.xx/besbes_contracting.pdf))
    - Evidence informing base-year allocation inputs; displayed values and growth are calculated: Preventive obligations coexist with differing repair coverage or charging in the studied plans. ([business.columbia.edu](https://business.columbia.edu/sites/default/files-efs/pubfiles/xx.xx/besbes_contracting.pdf))
    - Evidence informing forecast-year allocation inputs; displayed values and growth are calculated: Preventive obligations coexist with differing repair coverage or charging in the studied plans. ([business.columbia.edu](https://business.columbia.edu/sites/default/files-efs/pubfiles/xx.xx/besbes_contracting.pdf))
    - Evidence informing base-year allocation inputs; displayed values and growth are calculated: Historical full-protection selection supplies a purchasing primitive, converted from plan counts to value using an explicit relative-spending assumption.
    - Evidence informing forecast-year allocation inputs; displayed values and growth are calculated: Historical full-protection selection supplies a purchasing primitive, converted from plan counts to value using an explicit relative-spending assumption.
    - Evidence informing base-year allocation inputs; displayed values and growth are calculated: Basic and partial plans contain annual fees plus variable charges, supporting Hybrid Pricing and preventing misclassification as pure time-and-materials.
    - Evidence informing forecast-year allocation inputs; displayed values and growth are calculated: Basic and partial plans contain annual fees plus variable charges, supporting Hybrid Pricing and preventing misclassification as pure time-and-materials.
    - Evidence informing base-year allocation inputs; displayed values and growth are calculated: The study's time-and-materials label includes an annual fee; it constrains exclusions from the pure no-retainer numerator rather than observing that category's current share.
    - Evidence informing forecast-year allocation inputs; displayed values and growth are calculated: The study's time-and-materials label includes an annual fee; it constrains exclusions from the pure no-retainer numerator rather than observing that category's current share.

11. Appendix 3: Framework Agreement Specification-Maintenance, Repair and Calibration of Medical Equipment

- Evidence informing base-year allocation inputs; displayed values and growth are calculated: Comprehensive procurement coverage combines scheduled maintenance and repairs. ([sccl.nhs.uk](https://www.sccl.nhs.uk/wp-content/uploads/2023/xx.xx/Maintenance-Appendix-xx.xx-Framework-Specification.pdf))
- Evidence informing forecast-year allocation inputs; displayed values and growth are calculated: Comprehensive procurement coverage combines scheduled maintenance and repairs. ([sccl.nhs.uk](https://www.sccl.nhs.uk/wp-content/uploads/2023/xx.xx/Maintenance-Appendix-xx.xx-Framework-Specification.pdf))
- Evidence informing base-year allocation inputs; displayed values and growth are calculated: Comprehensive cover and case-specific component treatment support obligation-based classification. ([sccl.nhs.uk](https://www.sccl.nhs.uk/wp-content/uploads/2023/xx.xx/Maintenance-Appendix-xx.xx-Framework-Specification.pdf))
- Evidence informing forecast-year allocation inputs; displayed values and growth are calculated: Comprehensive cover and case-specific component treatment support obligation-based classification. ([sccl.nhs.uk](https://www.sccl.nhs.uk/wp-content/uploads/2023/xx.xx/Maintenance-Appendix-xx.xx-Framework-Specification.pdf))
- Evidence informing base-year allocation inputs; displayed values and growth are calculated: Preventive-only, labor-only and component-limited options establish narrower standing obligations. ([sccl.nhs.uk](https://www.sccl.nhs.uk/wp-content/uploads/2023/xx.xx/Maintenance-Appendix-xx.xx-Framework-Specification.pdf))
- Evidence informing forecast-year allocation inputs; displayed values and growth are calculated: Preventive-only, labor-only and component-limited options establish narrower standing obligations. ([sccl.nhs.uk](https://www.sccl.nhs.uk/wp-content/uploads/2023/xx.xx/Maintenance-Appendix-xx.xx-Framework-Specification.pdf))
- Evidence informing base-year allocation inputs; displayed values and growth are calculated: Collaborative cover explicitly divides work between buyer and supplier. ([sccl.nhs.uk](https://www.sccl.nhs.uk/wp-content/uploads/2023/xx.xx/Maintenance-Appendix-xx.xx-Framework-Specification.pdf))
- Evidence informing forecast-year allocation inputs; displayed values and growth are calculated: Collaborative cover explicitly divides work between buyer and supplier. ([sccl.nhs.uk](https://www.sccl.nhs.uk/wp-content/uploads/2023/xx.xx/Maintenance-Appendix-xx.xx-Framework-Specification.pdf))

12. What's Included in Preventative Maintenance?

- Evidence informing base-year allocation inputs; displayed values and growth are calculated: Published PM-only monthly prices provide annualized narrow-service monetary anchors; they are not full-contract prices. ([blockimaging.com](https://www.blockimaging.com/blog/bid/xx.xx/what-s-included-in-imaging-equipment-preventative-maintenance-really))
- Evidence informing forecast-year allocation inputs; displayed values and growth are calculated: Published PM-only monthly prices provide annualized narrow-service monetary anchors; they are not full-contract prices. ([blockimaging.com](https://www.blockimaging.com/blog/bid/xx.xx/what-s-included-in-imaging-equipment-preventative-maintenance-really))
- Evidence informing base-year allocation inputs; displayed values and growth are calculated: Separately offered PM-only pricing constrains the relative-payment assumption for narrower coverage. ([blockimaging.com](https://www.blockimaging.com/blog/bid/xx.xx/what-s-included-in-imaging-equipment-preventative-maintenance-really))
- Evidence informing forecast-year allocation inputs; displayed values and growth are calculated: Separately offered PM-only pricing constrains the relative-payment assumption for narrower coverage. ([blockimaging.com](https://www.blockimaging.com/blog/bid/xx.xx/what-s-included-in-imaging-equipment-preventative-maintenance-really))

13. X-ray equipment performance surveys
    - Evidence informing base-year allocation inputs; displayed values and growth are calculated: A public healthcare provider separately offers equipment-performance surveys, corroborating an assessment deliverable without measuring its market share. ([uhb.nhs.uk](https://www.uhb.nhs.uk/services/radiation-protection/x-ray-equipment-performance-surveys/))
    - Evidence informing forecast-year allocation inputs; displayed values and growth are calculated: A public healthcare provider separately offers equipment-performance surveys, corroborating an assessment deliverable without measuring its market share. ([uhb.nhs.uk](https://www.uhb.nhs.uk/services/radiation-protection/x-ray-equipment-performance-surveys/))
14. High-Tech Medical Equipment: VA Has Opportunities to Improve Its Acquisition of Maintenance Services
    - Evidence informing base-year allocation inputs; displayed values and growth are calculated: Procurement-selected imaging service obligations and access constraints provide an OEM-retention counterweight, not a global maintenance share. ([gao.gov](https://www.gao.gov/assets/gao-xx.xx-xx.xx.pdf))
    - Evidence informing forecast-year allocation inputs; displayed values and growth are calculated: Procurement-selected imaging service obligations and access constraints provide an OEM-retention counterweight, not a global maintenance share. ([gao.gov](https://www.gao.gov/assets/gao-xx.xx-xx.xx.pdf))
    - Evidence informing base-year allocation inputs; displayed values and growth are calculated: Bounded third-party access-delay examples qualify frictionless substitution assumptions without establishing universal unsuitability. ([gao.gov](https://www.gao.gov/assets/gao-xx.xx-xx.xx.pdf))
    - Evidence informing forecast-year allocation inputs; displayed values and growth are calculated: Bounded third-party access-delay examples qualify frictionless substitution assumptions without establishing universal unsuitability. ([gao.gov](https://www.gao.gov/assets/gao-xx.xx-xx.xx.pdf))
    - Evidence informing base-year allocation inputs; displayed values and growth are calculated: Inspected route counts include xx.xx standalone contracts; the selected federal sample is adjusted rather than treated as Global spending prevalence.
    - Evidence informing forecast-year allocation inputs; displayed values and growth are calculated: Inspected route counts include xx.xx standalone contracts; the selected federal sample is adjusted rather than treated as Global spending prevalence.
    - Evidence informing base-year allocation inputs; displayed values and growth are calculated: Forty-two HTME and four Federal Supply Schedule orders supply the identifiable agreement-order count for a modeled relative-value bridge.
    - Evidence informing forecast-year allocation inputs; displayed values and growth are calculated: Forty-two HTME and four Federal Supply Schedule orders supply the identifiable agreement-order count for a modeled relative-value bridge.
15. Transcript: Final Guidance: Remanufacturing of Medical Devices, September 10, 2024
    - Evidence informing base-year allocation inputs; displayed values and growth are calculated: Manufacturer and third-party servicing roles depend on the particular device, supporting asset-specific attribution. ([fda.gov](https://www.fda.gov/media/xx.xx/download?attachment=))
    - Evidence informing forecast-year allocation inputs; displayed values and growth are calculated: Manufacturer and third-party servicing roles depend on the particular device, supporting asset-specific attribution. ([fda.gov](https://www.fda.gov/media/xx.xx/download?attachment=))
    - Evidence informing base-year allocation inputs; displayed values and growth are calculated: An OEM can service another entity's device as a third-party servicer. ([fda.gov](https://www.fda.gov/media/xx.xx/download?attachment=))
    - Evidence informing forecast-year allocation inputs; displayed values and growth are calculated: An OEM can service another entity's device as a third-party servicer. ([fda.gov](https://www.fda.gov/media/xx.xx/download?attachment=))

16. Multi-vendor services

- Evidence informing base-year allocation inputs; displayed values and growth are calculated: The advertised Philips and non-Philips service scope demonstrates why corporate identity alone cannot establish OEM attribution.
([usa.philips.com](https://www.usa.philips.com/healthcare/service/healthcare-multi-vendor-services))
- Evidence informing forecast-year allocation inputs; displayed values and growth are calculated: The advertised Philips and non-Philips service scope demonstrates why corporate identity alone cannot establish OEM attribution.
([usa.philips.com](https://www.usa.philips.com/healthcare/service/healthcare-multi-vendor-services))
- Evidence informing base-year allocation inputs; displayed values and growth are calculated: Non-Philips equipment servicing establishes a commercial cross-manufacturer role, not its revenue proportion.
([usa.philips.com](https://www.usa.philips.com/healthcare/service/healthcare-multi-vendor-services))
- Evidence informing forecast-year allocation inputs; displayed values and growth are calculated: Non-Philips equipment servicing establishes a commercial cross-manufacturer role, not its revenue proportion.
([usa.philips.com](https://www.usa.philips.com/healthcare/service/healthcare-multi-vendor-services))
- Evidence informing base-year allocation inputs; displayed values and growth are calculated: Consolidated support for Philips and non-Philips equipment establishes agreement-level multi-vendor coverage; staffing scale and parts access do not measure penetration.
- Evidence informing forecast-year allocation inputs; displayed values and growth are calculated: Consolidated support for Philips and non-Philips equipment establishes agreement-level multi-vendor coverage; staffing scale and parts access do not measure penetration.

17. San Bernardino County - File 11902: Asset Management Agreement with Renovo Solutions LLC for Maintenance Services

- Evidence informing base-year allocation inputs; displayed values and growth are calculated: The approved 2025 three-year, xx.xx-asset agreement supplies a monetary third-party purchasing counterexample; approved value is not realized annual revenue.
([sanbernardino.legistar.com](https://sanbernardino.legistar.com/LegislationDetail.aspx?GUID=06EA5122-33FD-472E-B939-A8FA6E015FEB&ID=xx.xx&Options=&Search=))
- Evidence informing forecast-year allocation inputs; displayed values and growth are calculated: The approved 2025 three-year, xx.xx-asset agreement supplies a monetary third-party purchasing counterexample; approved value is not realized annual revenue.
([sanbernardino.legistar.com](https://sanbernardino.legistar.com/LegislationDetail.aspx?GUID=06EA5122-33FD-472E-B939-A8FA6E015FEB&ID=xx.xx&Options=&Search=))
- Evidence informing base-year allocation inputs; displayed values and growth are calculated: The public agreement combines scheduled maintenance, repairs and parts, supporting combined purchased obligations.
([sanbernardino.legistar.com](https://sanbernardino.legistar.com/LegislationDetail.aspx?GUID=06EA5122-33FD-472E-B939-A8FA6E015FEB&ID=xx.xx&Options=&Search=))
- Evidence informing forecast-year allocation inputs; displayed values and growth are calculated: The public agreement combines scheduled maintenance, repairs and parts, supporting combined purchased obligations.
([sanbernardino.legistar.com](https://sanbernardino.legistar.com/LegislationDetail.aspx?GUID=06EA5122-33FD-472E-B939-A8FA6E015FEB&ID=xx.xx&Options=&Search=))

18. Radiation Protection in Newer Medical Imaging Techniques: PET/CT - Safety Reports Series No. 58

- Evidence informing forecast-year allocation inputs; displayed values and growth are calculated: The 2008 commercial equipment-sales discussion supports historical standalone-to-hybrid substitution, not a current maintenance share or retirement rate.
([www-pub.iaea.org](https://www-pub.iaea.org/MTCD/Publications/PDF/pub1343_web.pdf))
- Evidence informing forecast-year allocation inputs; displayed values and growth are calculated: Historical PET/CT equipment adoption supplies a directional substitution premise, not contemporary service revenue.
([www-pub.iaea.org](https://www-pub.iaea.org/MTCD/Publications/PDF/pub1343_web.pdf))

19. Nexaris-At the nexus of treatment innovation

    · Evidence informing base-year allocation inputs; displayed values and growth are calculated: Named Angio-CT and Angio-MR-CT offerings corroborate integrated interventional configurations, not their maintenance terms, installed count or revenue. ([siemens-healthineers.com](https://www.siemens-healthineers.com/angio/nexaris-therapy-suites))

    · Evidence informing forecast-year allocation inputs; displayed values and growth are calculated: Named Angio-CT and Angio-MR-CT offerings corroborate integrated interventional configurations, not their maintenance terms, installed count or revenue. ([siemens-healthineers.com](https://www.siemens-healthineers.com/angio/nexaris-therapy-suites))

20. Development of Applications for the Elmammo Avant Class Dedicated Breast PET System

    · Evidence informing base-year allocation inputs; displayed values and growth are calculated: Ten dedicated-PET installations reported by August 2017 establish dated niche commercial activity, not current worldwide stock. ([shimadzu.com](https://www.shimadzu.com/about/magazine/tec_news/srv74_12/report08.html))

    · Evidence informing forecast-year allocation inputs; displayed values and growth are calculated: Ten dedicated-PET installations reported by August 2017 establish dated niche commercial activity, not current worldwide stock. ([shimadzu.com](https://www.shimadzu.com/about/magazine/tec_news/srv74_12/report08.html))

21. Release of High-Resolution PET System PositView Utilizing High Resolution to Support Research and Development into Diagnosis and Early Treatment for Dementia

    · Evidence informing base-year allocation inputs; displayed values and growth are calculated: The July xx.xx 2025 U.S. marketing announcement provides counterevidence to treating all standalone PET activity as declining legacy systems; maintenance adoption remains unmeasured. ([shimadzu-usa.com](https://www.shimadzu-usa.com/news/2025/2025jul25.html))

    · Evidence informing forecast-year allocation inputs; displayed values and growth are calculated: The July xx.xx 2025 U.S. marketing announcement provides counterevidence to treating all standalone PET activity as declining legacy systems; maintenance adoption remains unmeasured. ([shimadzu-usa.com](https://www.shimadzu-usa.com/news/2025/2025jul25.html))

22. DIrectory of RAdiotherapy Centres (DIRAC)

    · Evidence informing base-year allocation inputs; displayed values and growth are calculated: Current registry footprint exceeds xx.xx radiotherapy centres; this constrains the assumed treatment-planning customer pool but does not report 2025 simulator stocks or maintenance revenue.

    · Evidence informing forecast-year allocation inputs; displayed values and growth are calculated: Current registry footprint exceeds xx.xx radiotherapy centres; this constrains the assumed treatment-planning customer pool but does not report 2025 simulator stocks or maintenance revenue.

23. Maintenance of the Somatom Definition AS CT simulator from Siemens

    · Evidence informing forecast-year allocation inputs; displayed values and growth are calculated: CT-simulator maintenance was awarded September xx.xx 2026 for EUR xx.xx. Unknown contract duration prevents conversion into annual spending; the award supports a distinct purchased planning-asset obligation.

24. Canadian Medical Imaging Inventory 2022-2023: Provincial and Territorial Overview
    - Evidence informing base-year allocation inputs; displayed values and growth are calculated: Reported hospital and private-facility site types constrain buyer attribution, with explicit regional and classification limitations.
    - Evidence informing forecast-year allocation inputs; displayed values and growth are calculated: Reported hospital and private-facility site types constrain buyer attribution, with explicit regional and classification limitations.
    - Evidence informing base-year allocation inputs; displayed values and growth are calculated: Private-site participation supplies an outpatient calibration lead; private ownership is not equated automatically with imaging-centre status.
    - Evidence informing forecast-year allocation inputs; displayed values and growth are calculated: Private-site participation supplies an outpatient calibration lead; private ownership is not equated automatically with imaging-centre status.
    - Evidence informing base-year allocation inputs; displayed values and growth are calculated: Modality-specific 2022-2023 age distributions supply observed inputs to the explicitly assumed age-to-support-endpoint bridge.
    - Evidence informing forecast-year allocation inputs; displayed values and growth are calculated: Modality-specific 2022-2023 age distributions supply observed inputs to the explicitly assumed age-to-support-endpoint bridge.
    - Evidence informing base-year allocation inputs; displayed values and growth are calculated: Older-equipment distributions constrain the beyond-support model but do not directly measure manufacturer support withdrawal.
    - Evidence informing forecast-year allocation inputs; displayed values and growth are calculated: Older-equipment distributions constrain the beyond-support model but do not directly measure manufacturer support withdrawal.
25. MLN909060 - Independent Diagnostic Testing Facility, February 2026
    - Evidence informing forecast-year allocation inputs; displayed values and growth are calculated: Official mobile-IDTF distinctions separate clinical operators from equipment/personnel leasing and establish a maintenance responsibility, not an outsourcing percentage.
26. Maintenance service agreements
    - Evidence informing base-year allocation inputs; displayed values and growth are calculated: Approximately xx.xx% remotely resolved corrective cases constrain channel assumptions but cannot be substituted for remote-only spending.
    - Evidence informing forecast-year allocation inputs; displayed values and growth are calculated: Approximately xx.xx% remotely resolved corrective cases constrain channel assumptions but cannot be substituted for remote-only spending.
    - Evidence informing base-year allocation inputs; displayed values and growth are calculated: RightFit combines field and remote expertise under customizable agreements, supporting an inseparable integrated-obligation category.
    - Evidence informing forecast-year allocation inputs; displayed values and growth are calculated: RightFit combines field and remote expertise under customizable agreements, supporting an inseparable integrated-obligation category.
    - Evidence informing base-year allocation inputs; displayed values and growth are calculated: Field-engineer access remains part of the commercial offering; remote resolution does not eliminate purchased attendance obligations.
    - Evidence informing forecast-year allocation inputs; displayed values and growth are calculated: Field-engineer access remains part of the commercial offering; remote resolution does not eliminate purchased attendance obligations.

27. Portable Ultrasound Repair Depot
    - Evidence informing base-year allocation inputs; displayed values and growth are calculated: Accepted portable ultrasound systems are repaired at a service centre, supporting a system-level depot channel with eligibility and repaired-portion limits.
    - Evidence informing forecast-year allocation inputs; displayed values and growth are calculated: Accepted portable ultrasound systems are repaired at a service centre, supporting a system-level depot channel with eligibility and repaired-portion limits.
    - Evidence informing base-year allocation inputs; displayed values and growth are calculated: Flat-rate repair for eligible jobs establishes event-specific pricing, while excluded cases receive alternative quotations; adoption is not disclosed.
    - Evidence informing forecast-year allocation inputs; displayed values and growth are calculated: Flat-rate repair for eligible jobs establishes event-specific pricing, while excluded cases receive alternative quotations; adoption is not disclosed.
28. Managed Neutral Vendor Services
    - Evidence informing forecast-year allocation inputs; displayed values and growth are calculated: The managed framework runs January xx.xx 2026-January xx.xx 2030 and requires mini-competition. It supports route availability, not realized maintenance revenue or guaranteed continuation to 2032.
29. TruPay - GE HealthCare commercial brochure
    - Evidence informing base-year allocation inputs; displayed values and growth are calculated: The official brochure has a fixed first-xx.xx-patient price plus further usage slabs, supporting minimum-plus-variable classification when both components apply.
    - Evidence informing forecast-year allocation inputs; displayed values and growth are calculated: The official brochure has a fixed first-xx.xx-patient price plus further usage slabs, supporting minimum-plus-variable classification when both components apply.
    - Evidence informing base-year allocation inputs; displayed values and growth are calculated: The explicit minimum payment constrains the pure Usage-Based Fees numerator; a pay-per-use promotional label does not independently establish variable-only billing.
    - Evidence informing forecast-year allocation inputs; displayed values and growth are calculated: The explicit minimum payment constrains the pure Usage-Based Fees numerator; a pay-per-use promotional label does not independently establish variable-only billing.
30. Flexible Multi-Vendor Medical Imaging Equipment Service
    - Evidence informing base-year allocation inputs; displayed values and growth are calculated: A disclosed Time & Materials option supports a separate input-charged commercial route without reporting realized revenue or exact customer terms.
    - Evidence informing forecast-year allocation inputs; displayed values and growth are calculated: A disclosed Time & Materials option supports a separate input-charged commercial route without reporting realized revenue or exact customer terms.
    - Evidence informing base-year allocation inputs; displayed values and growth are calculated: Advertised post-OEM-support service corroborates continuing commercial participation beyond manufacturer support, but not universal model eligibility.
    - Evidence informing forecast-year allocation inputs; displayed values and growth are calculated: Advertised post-OEM-support service corroborates continuing commercial participation beyond manufacturer support, but not universal model eligibility.

19.4. European Union

Table 319. European Union Medical Imaging Equipment Maintenance Services Market, by Country growth contribution, 2025-2032

Category	2025 value (USD Million)	2032 value (USD Million)	Added value (USD Million)	2025 share (%)	2032 share (%)	Change (pp)	Growth share (%)	CAGR (%)
Austria	xx.xx	xx.xx	xx.xx	xx.xx	xx.xx	xx.xx	xx.xx	xx.xx
Belgium	xx.xx	xx.xx	xx.xx	xx.xx	xx.xx	xx.xx	xx.xx	xx.xx
Bulgaria	xx.xx	xx.xx	xx.xx	xx.xx	xx.xx	xx.xx	xx.xx	xx.xx
Croatia	xx.xx	xx.xx	xx.xx	xx.xx	xx.xx	xx.xx	xx.xx	xx.xx
Cyprus	xx.xx	xx.xx	xx.xx	xx.xx	xx.xx	xx.xx	xx.xx	xx.xx
Czech Republic	xx.xx	xx.xx	xx.xx	xx.xx	xx.xx	xx.xx	xx.xx	xx.xx
Denmark	xx.xx	xx.xx	xx.xx	xx.xx	xx.xx	xx.xx	xx.xx	xx.xx
Estonia	xx.xx	xx.xx	xx.xx	xx.xx	xx.xx	xx.xx	xx.xx	xx.xx
Finland	xx.xx	xx.xx	xx.xx	xx.xx	xx.xx	xx.xx	xx.xx	xx.xx
France	xx.xx	xx.xx	xx.xx	xx.xx	xx.xx	xx.xx	xx.xx	xx.xx
Germany	xx.xx	xx.xx	xx.xx	xx.xx	xx.xx	xx.xx	xx.xx	xx.xx
Greece	xx.xx	xx.xx	xx.xx	xx.xx	xx.xx	xx.xx	xx.xx	xx.xx
Hungary	xx.xx	xx.xx	xx.xx	xx.xx	xx.xx	xx.xx	xx.xx	xx.xx
Ireland	xx.xx	xx.xx	xx.xx	xx.xx	xx.xx	xx.xx	xx.xx	xx.xx
Italy	xx.xx	xx.xx	xx.xx	xx.xx	xx.xx	xx.xx	xx.xx	xx.xx
Latvia	xx.xx	xx.xx	xx.xx	xx.xx	xx.xx	xx.xx	xx.xx	xx.xx
Lithuania	xx.xx	xx.xx	xx.xx	xx.xx	xx.xx	xx.xx	xx.xx	xx.xx
Luxembourg	xx.xx	xx.xx	xx.xx	xx.xx	xx.xx	xx.xx	xx.xx	xx.xx
Malta	xx.xx	xx.xx	xx.xx	xx.xx	xx.xx	xx.xx	xx.xx	xx.xx
Netherlands	xx.xx	xx.xx	xx.xx	xx.xx	xx.xx	xx.xx	xx.xx	xx.xx
Poland	xx.xx	xx.xx	xx.xx	xx.xx	xx.xx	xx.xx	xx.xx	xx.xx
Portugal	xx.xx	xx.xx	xx.xx	xx.xx	xx.xx	xx.xx	xx.xx	xx.xx
Romania	xx.xx	xx.xx	xx.xx	xx.xx	xx.xx	xx.xx	xx.xx	xx.xx
Slovakia	xx.xx	xx.xx	xx.xx	xx.xx	xx.xx	xx.xx	xx.xx	xx.xx
Slovenia	xx.xx	xx.xx	xx.xx	xx.xx	xx.xx	xx.xx	xx.xx	xx.xx
Spain	xx.xx	xx.xx	xx.xx	xx.xx	xx.xx	xx.xx	xx.xx	xx.xx
Sweden	xx.xx	xx.xx	xx.xx	xx.xx	xx.xx	xx.xx	xx.xx	xx.xx
Scope total	**xx.xx**	**xx.xx**	**xx.xx**	**xx.xx**	**xx.xx**	**xx.xx**	**xx.xx**	**xx.xx**

Table 320. European Union Medical Imaging Equipment Maintenance Services Market Size, by Group, 2017-2040 (USD Million)

Group	2017	2024	2025	2026	2027	2032	2040	CAGR (%)
Austria	xx.xx	xx.xx	xx.xx	xx.xx	xx.xx	xx.xx	xx.xx	xx.xx
Belgium	xx.xx	xx.xx	xx.xx	xx.xx	xx.xx	xx.xx	xx.xx	xx.xx
Bulgaria	xx.xx	xx.xx	xx.xx	xx.xx	xx.xx	xx.xx	xx.xx	xx.xx
Croatia	xx.xx	xx.xx	xx.xx	xx.xx	xx.xx	xx.xx	xx.xx	xx.xx
Cyprus	xx.xx	xx.xx	xx.xx	xx.xx	xx.xx	xx.xx	xx.xx	xx.xx
Czech Republic	xx.xx	xx.xx	xx.xx	xx.xx	xx.xx	xx.xx	xx.xx	xx.xx
Denmark	xx.xx	xx.xx	xx.xx	xx.xx	xx.xx	xx.xx	xx.xx	xx.xx
Estonia	xx.xx	xx.xx	xx.xx	xx.xx	xx.xx	xx.xx	xx.xx	xx.xx
Finland	xx.xx	xx.xx	xx.xx	xx.xx	xx.xx	xx.xx	xx.xx	xx.xx
France	xx.xx	xx.xx	xx.xx	xx.xx	xx.xx	xx.xx	xx.xx	xx.xx
Germany	xx.xx	xx.xx	xx.xx	xx.xx	xx.xx	xx.xx	xx.xx	xx.xx
Greece	xx.xx	xx.xx	xx.xx	xx.xx	xx.xx	xx.xx	xx.xx	xx.xx
Hungary	xx.xx	xx.xx	xx.xx	xx.xx	xx.xx	xx.xx	xx.xx	xx.xx
Ireland	xx.xx	xx.xx	xx.xx	xx.xx	xx.xx	xx.xx	xx.xx	xx.xx
Italy	xx.xx	xx.xx	xx.xx	xx.xx	xx.xx	xx.xx	xx.xx	xx.xx
Latvia	xx.xx	xx.xx	xx.xx	xx.xx	xx.xx	xx.xx	xx.xx	xx.xx
Lithuania	xx.xx	xx.xx	xx.xx	xx.xx	xx.xx	xx.xx	xx.xx	xx.xx
Luxembourg	xx.xx	xx.xx	xx.xx	xx.xx	xx.xx	xx.xx	xx.xx	xx.xx
Malta	xx.xx	xx.xx	xx.xx	xx.xx	xx.xx	xx.xx	xx.xx	xx.xx
Netherlands	xx.xx	xx.xx	xx.xx	xx.xx	xx.xx	xx.xx	xx.xx	xx.xx
Poland	xx.xx	xx.xx	xx.xx	xx.xx	xx.xx	xx.xx	xx.xx	xx.xx
Portugal	xx.xx	xx.xx	xx.xx	xx.xx	xx.xx	xx.xx	xx.xx	xx.xx
Romania	xx.xx	xx.xx	xx.xx	xx.xx	xx.xx	xx.xx	xx.xx	xx.xx
Slovakia	xx.xx	xx.xx	xx.xx	xx.xx	xx.xx	xx.xx	xx.xx	xx.xx
Slovenia	xx.xx	xx.xx	xx.xx	xx.xx	xx.xx	xx.xx	xx.xx	xx.xx
Spain	xx.xx	xx.xx	xx.xx	xx.xx	xx.xx	xx.xx	xx.xx	xx.xx
Sweden	xx.xx	xx.xx	xx.xx	xx.xx	xx.xx	xx.xx	xx.xx	xx.xx

Table 321. European Union Medical Imaging Equipment Maintenance Services Market Size, by Maintenance Function, 2017-2040 (USD Million)

Maintenance Function	2017	2024	2025	2026	2027	2032	2040	CAGR (%)
Combined Preventive and Corrective Maintenance	xx.xx	xx.xx	xx.xx	xx.xx	xx.xx	xx.xx	xx.xx	xx.xx
Corrective Maintenance	xx.xx	xx.xx	xx.xx	xx.xx	xx.xx	xx.xx	xx.xx	xx.xx
Inspection and Verification	xx.xx	xx.xx	xx.xx	xx.xx	xx.xx	xx.xx	xx.xx	xx.xx
Preventive Maintenance	xx.xx	xx.xx	xx.xx	xx.xx	xx.xx	xx.xx	xx.xx	xx.xx
Total	**xx.xx**	**xx.xx**	**xx.xx**	**xx.xx**	**xx.xx**	**xx.xx**	**xx.xx**	**xx.xx**

Table 322. European Union Medical Imaging Equipment Maintenance Services Market Size, by Imaging Modality, 2017-2040 (USD Million)

Imaging Modality	2017	2024	2025	2026	2027	2032	2040	CAGR (%)
Bone Densitometry	xx.xx	xx.xx	xx.xx	xx.xx	xx.xx	xx.xx	xx.xx	xx.xx
Computed Tomography	xx.xx	xx.xx	xx.xx	xx.xx	xx.xx	xx.xx	xx.xx	xx.xx
Dental Radiology	xx.xx	xx.xx	xx.xx	xx.xx	xx.xx	xx.xx	xx.xx	xx.xx
Fluoroscopy and Angiography	xx.xx	xx.xx	xx.xx	xx.xx	xx.xx	xx.xx	xx.xx	xx.xx
General Radiography	xx.xx	xx.xx	xx.xx	xx.xx	xx.xx	xx.xx	xx.xx	xx.xx
Hybrid Imaging	xx.xx	xx.xx	xx.xx	xx.xx	xx.xx	xx.xx	xx.xx	xx.xx
Magnetic Resonance Imaging	xx.xx	xx.xx	xx.xx	xx.xx	xx.xx	xx.xx	xx.xx	xx.xx
Mammography	xx.xx	xx.xx	xx.xx	xx.xx	xx.xx	xx.xx	xx.xx	xx.xx
Nuclear Medicine Imaging	xx.xx	xx.xx	xx.xx	xx.xx	xx.xx	xx.xx	xx.xx	xx.xx
Ultrasound	xx.xx	xx.xx	xx.xx	xx.xx	xx.xx	xx.xx	xx.xx	xx.xx
Total	**xx.xx**	**xx.xx**	**xx.xx**	**xx.xx**	**xx.xx**	**xx.xx**	**xx.xx**	**xx.xx**

Table 323. European Union Medical Imaging Equipment Maintenance Services Market Size, by Hybrid Imaging, 2017-2040 (USD Million)

Hybrid Imaging	2017	2024	2025	2026	2027	2032	2040	CAGR (%)
Hybrid Interventional Imaging	xx.xx	xx.xx	xx.xx	xx.xx	xx.xx	xx.xx	xx.xx	xx.xx
PET/CT	xx.xx	xx.xx	xx.xx	xx.xx	xx.xx	xx.xx	xx.xx	xx.xx
PET/MRI	xx.xx	xx.xx	xx.xx	xx.xx	xx.xx	xx.xx	xx.xx	xx.xx
SPECT/CT	xx.xx	xx.xx	xx.xx	xx.xx	xx.xx	xx.xx	xx.xx	xx.xx
Total	**xx.xx**	**xx.xx**	**xx.xx**	**xx.xx**	**xx.xx**	**xx.xx**	**xx.xx**	**xx.xx**

Table 324. European Union Medical Imaging Equipment Maintenance Services Market Size, by Nuclear Medicine Imaging, 2017-2040 (USD Million)

Nuclear Medicine Imaging	2017	2024	2025	2026	2027	2032	2040	CAGR (%)
Gamma Camera and SPECT Imaging	xx.xx	xx.xx	xx.xx	xx.xx	xx.xx	xx.xx	xx.xx	xx.xx
Standalone PET Imaging	xx.xx	xx.xx	xx.xx	xx.xx	xx.xx	xx.xx	xx.xx	xx.xx
Total	**xx.xx**	**xx.xx**	**xx.xx**	**xx.xx**	**xx.xx**	**xx.xx**	**xx.xx**	**xx.xx**

Table 325. European Union Medical Imaging Equipment Maintenance Services Market Size, by Clinical Use, 2017-2040 (USD Million)

Clinical Use	2017	2024	2025	2026	2027	2032	2040	CAGR (%)
Diagnostic and Screening Imaging	xx.xx	xx.xx	xx.xx	xx.xx	xx.xx	xx.xx	xx.xx	xx.xx
Image-Guided Intervention	xx.xx	xx.xx	xx.xx	xx.xx	xx.xx	xx.xx	xx.xx	xx.xx
Shared-Use Imaging	xx.xx	xx.xx	xx.xx	xx.xx	xx.xx	xx.xx	xx.xx	xx.xx
Treatment-Planning Imaging	xx.xx	xx.xx	xx.xx	xx.xx	xx.xx	xx.xx	xx.xx	xx.xx
Total	**xx.xx**	**xx.xx**	**xx.xx**	**xx.xx**	**xx.xx**	**xx.xx**	**xx.xx**	**xx.xx**

Table 326. European Union Medical Imaging Equipment Maintenance Services Market Size, by End User, 2017-2040 (USD Million)

End User	2017	2024	2025	2026	2027	2032	2040	CAGR (%)
Ambulatory Care Centers	xx.xx	xx.xx	xx.xx	xx.xx	xx.xx	xx.xx	xx.xx	xx.xx
Dental Practices	xx.xx	xx.xx	xx.xx	xx.xx	xx.xx	xx.xx	xx.xx	xx.xx
Diagnostic Imaging Centers	xx.xx	xx.xx	xx.xx	xx.xx	xx.xx	xx.xx	xx.xx	xx.xx
Hospitals	xx.xx	xx.xx	xx.xx	xx.xx	xx.xx	xx.xx	xx.xx	xx.xx
Medical and Allied Health Practices	xx.xx	xx.xx	xx.xx	xx.xx	xx.xx	xx.xx	xx.xx	xx.xx
Mobile Imaging Operators	xx.xx	xx.xx	xx.xx	xx.xx	xx.xx	xx.xx	xx.xx	xx.xx
Total	**xx.xx**	**xx.xx**	**xx.xx**	**xx.xx**	**xx.xx**	**xx.xx**	**xx.xx**	**xx.xx**

Table 327. European Union Medical Imaging Equipment Maintenance Services Market Size, by Service Delivery, 2017-2040 (USD Million)

Service Delivery	2017	2024	2025	2026	2027	2032	2040	CAGR (%)
Depot Repair	xx.xx	xx.xx	xx.xx	xx.xx	xx.xx	xx.xx	xx.xx	xx.xx
Integrated Service Delivery	xx.xx	xx.xx	xx.xx	xx.xx	xx.xx	xx.xx	xx.xx	xx.xx
On-Site Service	xx.xx	xx.xx	xx.xx	xx.xx	xx.xx	xx.xx	xx.xx	xx.xx
Remote Service	xx.xx	xx.xx	xx.xx	xx.xx	xx.xx	xx.xx	xx.xx	xx.xx
Total	**xx.xx**	**xx.xx**	**xx.xx**	**xx.xx**	**xx.xx**	**xx.xx**	**xx.xx**	**xx.xx**

Table 328. European Union Medical Imaging Equipment Maintenance Services Market Size, by Procurement Route, 2017-2040 (USD Million)

Procurement Route	2017	2024	2025	2026	2027	2032	2040	CAGR (%)
Framework and Master-Agreement Orders	xx.xx	xx.xx	xx.xx	xx.xx	xx.xx	xx.xx	xx.xx	xx.xx
Standalone Procurement	xx.xx	xx.xx	xx.xx	xx.xx	xx.xx	xx.xx	xx.xx	xx.xx
Total	**xx.xx**	**xx.xx**	**xx.xx**	**xx.xx**	**xx.xx**	**xx.xx**	**xx.xx**	**xx.xx**

Table 329. European Union Medical Imaging Equipment Maintenance Services Market Size, by Service Provider Relationship, 2017-2040 (USD Million)

Service Provider Relationship	2017	2024	2025	2026	2027	2032	2040	CAGR (%)
Manufacturer-Provided Service	xx.xx	xx.xx	xx.xx	xx.xx	xx.xx	xx.xx	xx.xx	xx.xx
Third-Party Service	xx.xx	xx.xx	xx.xx	xx.xx	xx.xx	xx.xx	xx.xx	xx.xx
Total	**xx.xx**	**xx.xx**	**xx.xx**	**xx.xx**	**xx.xx**	**xx.xx**	**xx.xx**	**xx.xx**

Table 330. European Union Medical Imaging Equipment Maintenance Services Market Size, by Contract Coverage, 2017-2040 (USD Million)

Contract Coverage	2017	2024	2025	2026	2027	2032	2040	CAGR (%)
Event-Specific Service	xx.xx	xx.xx	xx.xx	xx.xx	xx.xx	xx.xx	xx.xx	xx.xx
Full-Service Coverage	xx.xx	xx.xx	xx.xx	xx.xx	xx.xx	xx.xx	xx.xx	xx.xx
Limited-Service Coverage	xx.xx	xx.xx	xx.xx	xx.xx	xx.xx	xx.xx	xx.xx	xx.xx
Shared Maintenance Coverage	xx.xx	xx.xx	xx.xx	xx.xx	xx.xx	xx.xx	xx.xx	xx.xx
Total	**xx.xx**	**xx.xx**	**xx.xx**	**xx.xx**	**xx.xx**	**xx.xx**	**xx.xx**	**xx.xx**

Table 331. European Union Medical Imaging Equipment Maintenance Services Market Size, by Pricing Model, 2017-2040 (USD Million)

Pricing Model	2017	2024	2025	2026	2027	2032	2040	CAGR (%)
Fixed Per-Event Fees	xx.xx	xx.xx	xx.xx	xx.xx	xx.xx	xx.xx	xx.xx	xx.xx
Fixed Periodic Fees	xx.xx	xx.xx	xx.xx	xx.xx	xx.xx	xx.xx	xx.xx	xx.xx
Hybrid Pricing	xx.xx	xx.xx	xx.xx	xx.xx	xx.xx	xx.xx	xx.xx	xx.xx
Time-and-Materials Pricing	xx.xx	xx.xx	xx.xx	xx.xx	xx.xx	xx.xx	xx.xx	xx.xx
Usage-Based Fees	xx.xx	xx.xx	xx.xx	xx.xx	xx.xx	xx.xx	xx.xx	xx.xx
Total	**xx.xx**	**xx.xx**	**xx.xx**	**xx.xx**	**xx.xx**	**xx.xx**	**xx.xx**	**xx.xx**

Table 332. European Union Medical Imaging Equipment Maintenance Services Market Size, by Vendor Scope, 2017-2040 (USD Million)

Vendor Scope	2017	2024	2025	2026	2027	2032	2040	CAGR (%)
Multi-Vendor Coverage	xx.xx	xx.xx	xx.xx	xx.xx	xx.xx	xx.xx	xx.xx	xx.xx
Single-Vendor Coverage	xx.xx	xx.xx	xx.xx	xx.xx	xx.xx	xx.xx	xx.xx	xx.xx
Total	**xx.xx**	**xx.xx**	**xx.xx**	**xx.xx**	**xx.xx**	**xx.xx**	**xx.xx**	**xx.xx**

Table 333. European Union Medical Imaging Equipment Maintenance Services Market Size, by Equipment Support Lifecycle, 2017-2040 (USD Million)

Equipment Support Lifecycle	2017	2024	2025	2026	2027	2032	2040	CAGR (%)
Beyond Manufacturer Support	xx.xx	xx.xx	xx.xx	xx.xx	xx.xx	xx.xx	xx.xx	xx.xx
Within Manufacturer Support	xx.xx	xx.xx	xx.xx	xx.xx	xx.xx	xx.xx	xx.xx	xx.xx
Total	**xx.xx**	**xx.xx**	**xx.xx**	**xx.xx**	**xx.xx**	**xx.xx**	**xx.xx**	**xx.xx**

Sources & Evidence

1. GE HealthCare Technologies Inc. - 2025 Form 10-K
   - Evidence informing the 2023 market-value input; displayed series and growth include calculations: Reported services revenue of USD xx.xx supplies a historical commercial-activity proxy; it is broader than imaging maintenance.
   - Evidence informing the 2024 market-value input; displayed series and growth include calculations: Reported services revenue of USD xx.xx supplies the comparable historical proxy.
2. GE HealthCare Technologies Inc. - 2022 Form 10-K
   - Evidence informing the 2020 market-value input; displayed series and growth include calculations: Services revenue of USD xx.xx anchors the high-cost equipment cohort's historical activity index.
   - Evidence informing the 2021 market-value input; displayed series and growth include calculations: Services revenue of USD xx.xx supplies the comparable activity index.
   - Evidence informing the 2022 market-value input; displayed series and growth include calculations: Services revenue of USD xx.xx supplies the activity index. The filing attributes the services decline primarily to unfavorable currency effects.
3. Health at a Glance 2025 - Diagnostic Technologies
   - Evidence informing the 2032 market-value input; displayed series and growth include calculations: Long-run increases in imaging activity support continued equipment demand; examination volumes are not substituted for maintenance revenue.
   - Evidence informing the 2040 market-value input; displayed series and growth include calculations: The observed country variation and incomplete coverage constrain long-run stock-growth assumptions and prohibit uniform worldwide density extrapolation.
4. OnWatch Predict
   - Evidence informing the 2032 market-value input; displayed series and growth include calculations: Conditional reported benefits support considering a service-efficiency counterforce, not applying downtime reductions directly to service revenue.
   - Evidence informing the 2040 market-value input; displayed series and growth include calculations: The offering supports retaining human and component fulfillment costs in the long-run forecast; it does not establish autonomous servicing or engineer replacement.

5. Unite In-House Service Solutions
   - Evidence informing the 2032 market-value input; displayed series and growth include calculations: The retained-labor boundary supports the modeled purchased-scope counterforce, without measuring future adoption.
   - Evidence informing the 2040 market-value input; displayed series and growth include calculations: The offering supports maintaining a distinction between installed equipment obligations and externally purchased service expenditure.
   - Evidence informing base-year allocation inputs; displayed values and growth are calculated: The offering excludes included onsite and planned-maintenance labor, supporting retained-work and purchased-payment distinctions, not observed adoption. ([gehealthcare.com](https://www.gehealthcare.com/en/services/unite-in-house))
   - Evidence informing forecast-year allocation inputs; displayed values and growth are calculated: The offering excludes included onsite and planned-maintenance labor, supporting retained-work and purchased-payment distinctions, not observed adoption. ([gehealthcare.com](https://www.gehealthcare.com/en/services/unite-in-house))
   - Evidence informing base-year allocation inputs; displayed values and growth are calculated: The published xx.xx% remote fix rate is a case-resolution observation, not remote-only revenue. Separately billed on-site labor supports the responsibility distinction.
   - Evidence informing forecast-year allocation inputs; displayed values and growth are calculated: The published xx.xx% remote fix rate is a case-resolution observation, not remote-only revenue. Separately billed on-site labor supports the responsibility distinction.
   - Evidence informing base-year allocation inputs; displayed values and growth are calculated: Excluded on-site and planned-maintenance labor prevents interpreting every remote-support plan as inclusive integrated fulfillment.
   - Evidence informing forecast-year allocation inputs; displayed values and growth are calculated: Excluded on-site and planned-maintenance labor prevents interpreting every remote-support plan as inclusive integrated fulfillment.
   - Evidence informing base-year allocation inputs; displayed values and growth are calculated: Periodic support with additional billed labor or parts supports mixed payment components rather than universal fixed full coverage.
   - Evidence informing forecast-year allocation inputs; displayed values and growth are calculated: Periodic support with additional billed labor or parts supports mixed payment components rather than universal fixed full coverage.
   - Evidence informing base-year allocation inputs; displayed values and growth are calculated: Enterprise offerings covering GE HealthCare assets establish an own-brand agreement example without measuring its market penetration.
   - Evidence informing forecast-year allocation inputs; displayed values and growth are calculated: Enterprise offerings covering GE HealthCare assets establish an own-brand agreement example without measuring its market penetration.

6. Philips Standard Terms and Conditions of Service, Revision 23, April 2024
   - Evidence informing the 2032 market-value input; displayed series and growth include calculations: Published lifecycle terms condition post-End-of-Life repair on parts and trained-personnel availability and remove the earlier uptime guarantee. These constrain assumed indefinite support extension.
   - Evidence informing the 2040 market-value input; displayed series and growth include calculations: The lifecycle conditions support including retirement and support limitations in long-run growth assumptions, but do not establish a dated global withdrawal event.
   - Evidence informing base-year allocation inputs; displayed values and growth are calculated: Post-End-of-Life obligations change materially, supporting a declared-support endpoint rather than an automatic equipment-age threshold.
   - Evidence informing forecast-year allocation inputs; displayed values and growth are calculated: Post-End-of-Life obligations change materially, supporting a declared-support endpoint rather than an automatic equipment-age threshold.
   - Evidence informing base-year allocation inputs; displayed values and growth are calculated: Post-endpoint repair depends on parts and trained-personnel availability without the earlier uptime guarantee; continuing service is conditional, not indefinite.
   - Evidence informing forecast-year allocation inputs; displayed values and growth are calculated: Post-endpoint repair depends on parts and trained-personnel availability without the earlier uptime guarantee; continuing service is conditional, not indefinite.
7. Health at a Glance 2025 - Diagnostic Technologies
   - Evidence informing base-year allocation inputs; displayed values and growth are calculated: Imaging-stock comparator.
   - Evidence informing forecast-year allocation inputs; displayed values and growth are calculated: Imaging-stock comparator.
   - Evidence informing base-year allocation inputs; displayed values and growth are calculated: Coverage limitation.
   - Evidence informing forecast-year allocation inputs; displayed values and growth are calculated: Coverage limitation.

8. RadNet, Inc. - 2025 Form 10-K
   - Evidence informing base-year allocation inputs; displayed values and growth are calculated: The disclosed X-ray fleet provides a buyer-footprint check, not global maintenance revenue. ([sec.gov](https://www.sec.gov/Archives/edgar/data/xx.xx/xx.xx/rdnt-xx.xx.htm))
   - Evidence informing forecast-year allocation inputs; displayed values and growth are calculated: The disclosed X-ray fleet provides a buyer-footprint check, not global maintenance revenue. ([sec.gov](https://www.sec.gov/Archives/edgar/data/xx.xx/xx.xx/rdnt-xx.xx.htm))
   - Evidence informing base-year allocation inputs; displayed values and growth are calculated: The disclosed fluoroscopy fleet constrains the outpatient comparator's scope. ([sec.gov](https://www.sec.gov/Archives/edgar/data/xx.xx/xx.xx/rdnt-xx.xx.htm))
   - Evidence informing forecast-year allocation inputs; displayed values and growth are calculated: The disclosed fluoroscopy fleet constrains the outpatient comparator's scope. ([sec.gov](https://www.sec.gov/Archives/edgar/data/xx.xx/xx.xx/rdnt-xx.xx.htm))
   - Evidence informing base-year allocation inputs; displayed values and growth are calculated: CT fleet changes provide an independent relative-activity check. ([sec.gov](https://www.sec.gov/Archives/edgar/data/xx.xx/xx.xx/rdnt-xx.xx.htm))
   - Evidence informing forecast-year allocation inputs; displayed values and growth are calculated: CT fleet changes provide an independent relative-activity check. ([sec.gov](https://www.sec.gov/Archives/edgar/data/xx.xx/xx.xx/rdnt-xx.xx.htm))
   - Evidence informing base-year allocation inputs; displayed values and growth are calculated: MRI fleet changes inform a restrained relative-growth assumption. ([sec.gov](https://www.sec.gov/Archives/edgar/data/xx.xx/xx.xx/rdnt-xx.xx.htm))
   - Evidence informing forecast-year allocation inputs; displayed values and growth are calculated: MRI fleet changes inform a restrained relative-growth assumption. ([sec.gov](https://www.sec.gov/Archives/edgar/data/xx.xx/xx.xx/rdnt-xx.xx.htm))
   - Evidence informing base-year allocation inputs; displayed values and growth are calculated: Ultrasound fleet disclosure supplies a commercial-stock comparator. ([sec.gov](https://www.sec.gov/Archives/edgar/data/xx.xx/xx.xx/rdnt-xx.xx.htm))
   - Evidence informing forecast-year allocation inputs; displayed values and growth are calculated: Ultrasound fleet disclosure supplies a commercial-stock comparator. ([sec.gov](https://www.sec.gov/Archives/edgar/data/xx.xx/xx.xx/rdnt-xx.xx.htm))
   - Evidence informing base-year allocation inputs; displayed values and growth are calculated: Mammography fleet disclosure supplies a commercial-stock comparator. ([sec.gov](https://www.sec.gov/Archives/edgar/data/xx.xx/xx.xx/rdnt-xx.xx.htm))
   - Evidence informing forecast-year allocation inputs; displayed values and growth are calculated: Mammography fleet disclosure supplies a commercial-stock comparator. ([sec.gov](https://www.sec.gov/Archives/edgar/data/xx.xx/xx.xx/rdnt-xx.xx.htm))
   - Evidence informing base-year allocation inputs; displayed values and growth are calculated: PET/CT fleet growth provides a differentiated adoption comparator. ([sec.gov](https://www.sec.gov/Archives/edgar/data/xx.xx/xx.xx/rdnt-xx.xx.htm))
   - Evidence informing forecast-year allocation inputs; displayed values and growth are calculated: PET/CT fleet growth provides a differentiated adoption comparator. ([sec.gov](https://www.sec.gov/Archives/edgar/data/xx.xx/xx.xx/rdnt-xx.xx.htm))
   - Evidence informing base-year allocation inputs; displayed values and growth are calculated: Manufacturer service arrangements corroborate buyer-side participation, without a spending split. ([sec.gov](https://www.sec.gov/Archives/edgar/data/xx.xx/xx.xx/rdnt-xx.xx.htm))
   - Evidence informing forecast-year allocation inputs; displayed values and growth are calculated: Manufacturer service arrangements corroborate buyer-side participation, without a spending split. ([sec.gov](https://www.sec.gov/Archives/edgar/data/xx.xx/xx.xx/rdnt-xx.xx.htm))
   - Evidence informing base-year allocation inputs; displayed values and growth are calculated: The operator reports external manufacturer-service arrangements and modality fleets. Applying inherited fees produces a modeled fleet-activity index, not observed maintenance expense.
   - Evidence informing forecast-year allocation inputs; displayed values and growth are calculated: The operator reports external manufacturer-service arrangements and modality fleets. Applying inherited fees produces a modeled fleet-activity index, not observed maintenance expense.
   - Evidence informing base-year allocation inputs; displayed values and growth are calculated: The disclosed outpatient fleet is counterevidence against treating hospital-heavy national samples as universal buyer distributions.
   - Evidence informing forecast-year allocation inputs; displayed values and growth are calculated: The disclosed

9. Contracting in Medical Equipment Maintenance Services: An Empirical Investigation
   - Evidence informing base-year allocation inputs; displayed values and growth are calculated: The historical scanner dataset supplies observed plan-selection proportions, not current global value shares. ([business.columbia.edu](https://business.columbia.edu/sites/default/files-efs/pubfiles/xx.xx/besbes_contracting.pdf))
   - Evidence informing forecast-year allocation inputs; displayed values and growth are calculated: The historical scanner dataset supplies observed plan-selection proportions, not current global value shares. ([business.columbia.edu](https://business.columbia.edu/sites/default/files-efs/pubfiles/xx.xx/besbes_contracting.pdf))
   - Evidence informing base-year allocation inputs; displayed values and growth are calculated: Basic and partial plans constrain the narrower-standing-coverage model. ([business.columbia.edu](https://business.columbia.edu/sites/default/files-efs/pubfiles/xx.xx/besbes_contracting.pdf))
   - Evidence informing forecast-year allocation inputs; displayed values and growth are calculated: Basic and partial plans constrain the narrower-standing-coverage model. ([business.columbia.edu](https://business.columbia.edu/sites/default/files-efs/pubfiles/xx.xx/besbes_contracting.pdf))
   - Evidence informing base-year allocation inputs; displayed values and growth are calculated: Preventive obligations coexist with differing repair coverage or charging in the studied plans. ([business.columbia.edu](https://business.columbia.edu/sites/default/files-efs/pubfiles/xx.xx/besbes_contracting.pdf))
   - Evidence informing forecast-year allocation inputs; displayed values and growth are calculated: Preventive obligations coexist with differing repair coverage or charging in the studied plans. ([business.columbia.edu](https://business.columbia.edu/sites/default/files-efs/pubfiles/xx.xx/besbes_contracting.pdf))
   - Evidence informing base-year allocation inputs; displayed values and growth are calculated: Historical full-protection selection supplies a purchasing primitive, converted from plan counts to value using an explicit relative-spending assumption.
   - Evidence informing forecast-year allocation inputs; displayed values and growth are calculated: Historical full-protection selection supplies a purchasing primitive, converted from plan counts to value using an explicit relative-spending assumption.
   - Evidence informing base-year allocation inputs; displayed values and growth are calculated: Basic and partial plans contain annual fees plus variable charges, supporting Hybrid Pricing and preventing misclassification as pure time-and-materials.
   - Evidence informing forecast-year allocation inputs; displayed values and growth are calculated: Basic and partial plans contain annual fees plus variable charges, supporting Hybrid Pricing and preventing misclassification as pure time-and-materials.
   - Evidence informing base-year allocation inputs; displayed values and growth are calculated: The study's time-and-materials label includes an annual fee; it constrains exclusions from the pure no-retainer numerator rather than observing that category's current share.
   - Evidence informing forecast-year allocation inputs; displayed values and growth are calculated: The study's time-and-materials label includes an annual fee; it constrains exclusions from the pure no-retainer numerator rather than observing that category's current share.

10. Appendix 3: Framework Agreement Specification-Maintenance, Repair and Calibration of Medical Equipment

- Evidence informing base-year allocation inputs; displayed values and growth are calculated: Comprehensive procurement coverage combines scheduled maintenance and repairs. ([sccl.nhs.uk](https://www.sccl.nhs.uk/wp-content/uploads/2023/xx.xx/Maintenance-Appendix-xx.xx-Framework-Specification.pdf))
- Evidence informing forecast-year allocation inputs; displayed values and growth are calculated: Comprehensive procurement coverage combines scheduled maintenance and repairs. ([sccl.nhs.uk](https://www.sccl.nhs.uk/wp-content/uploads/2023/xx.xx/Maintenance-Appendix-xx.xx-Framework-Specification.pdf))
- Evidence informing base-year allocation inputs; displayed values and growth are calculated: Comprehensive cover and case-specific component treatment support obligation-based classification. ([sccl.nhs.uk](https://www.sccl.nhs.uk/wp-content/uploads/2023/xx.xx/Maintenance-Appendix-xx.xx-Framework-Specification.pdf))
- Evidence informing forecast-year allocation inputs; displayed values and growth are calculated: Comprehensive cover and case-specific component treatment support obligation-based classification. ([sccl.nhs.uk](https://www.sccl.nhs.uk/wp-content/uploads/2023/xx.xx/Maintenance-Appendix-xx.xx-Framework-Specification.pdf))
- Evidence informing base-year allocation inputs; displayed values and growth are calculated: Preventive-only, labor-only and component-limited options establish narrower standing obligations. ([sccl.nhs.uk](https://www.sccl.nhs.uk/wp-content/uploads/2023/xx.xx/Maintenance-Appendix-xx.xx-Framework-Specification.pdf))
- Evidence informing forecast-year allocation inputs; displayed values and growth are calculated: Preventive-only, labor-only and component-limited options establish narrower standing obligations. ([sccl.nhs.uk](https://www.sccl.nhs.uk/wp-content/uploads/2023/xx.xx/Maintenance-Appendix-xx.xx-Framework-Specification.pdf))
- Evidence informing base-year allocation inputs; displayed values and growth are calculated: Collaborative cover explicitly divides work between buyer and supplier. ([sccl.nhs.uk](https://www.sccl.nhs.uk/wp-content/uploads/2023/xx.xx/Maintenance-Appendix-xx.xx-Framework-Specification.pdf))
- Evidence informing forecast-year allocation inputs; displayed values and growth are calculated: Collaborative cover explicitly divides work between buyer and supplier. ([sccl.nhs.uk](https://www.sccl.nhs.uk/wp-content/uploads/2023/xx.xx/Maintenance-Appendix-xx.xx-Framework-Specification.pdf))

11. What's Included in Preventative Maintenance?

- Evidence informing base-year allocation inputs; displayed values and growth are calculated: Published PM-only monthly prices provide annualized narrow-service monetary anchors; they are not full-contract prices. ([blockimaging.com](https://www.blockimaging.com/blog/bid/xx.xx/what-s-included-in-imaging-equipment-preventative-maintenance-really))
- Evidence informing forecast-year allocation inputs; displayed values and growth are calculated: Published PM-only monthly prices provide annualized narrow-service monetary anchors; they are not full-contract prices. ([blockimaging.com](https://www.blockimaging.com/blog/bid/xx.xx/what-s-included-in-imaging-equipment-preventative-maintenance-really))
- Evidence informing base-year allocation inputs; displayed values and growth are calculated: Separately offered PM-only pricing constrains the relative-payment assumption for narrower coverage. ([blockimaging.com](https://www.blockimaging.com/blog/bid/xx.xx/what-s-included-in-imaging-equipment-preventative-maintenance-really))
- Evidence informing forecast-year allocation inputs; displayed values and growth are calculated: Separately offered PM-only pricing constrains the relative-payment assumption for narrower coverage. ([blockimaging.com](https://www.blockimaging.com/blog/bid/xx.xx/what-s-included-in-imaging-equipment-preventative-maintenance-really))

12. X-ray equipment performance surveys
    - Evidence informing base-year allocation inputs; displayed values and growth are calculated: A public healthcare provider separately offers equipment-performance surveys, corroborating an assessment deliverable without measuring its market share. ([uhb.nhs.uk](https://www.uhb.nhs.uk/services/radiation-protection/x-ray-equipment-performance-surveys/))
    - Evidence informing forecast-year allocation inputs; displayed values and growth are calculated: A public healthcare provider separately offers equipment-performance surveys, corroborating an assessment deliverable without measuring its market share. ([uhb.nhs.uk](https://www.uhb.nhs.uk/services/radiation-protection/x-ray-equipment-performance-surveys/))
13. High-Tech Medical Equipment: VA Has Opportunities to Improve Its Acquisition of Maintenance Services
    - Evidence informing base-year allocation inputs; displayed values and growth are calculated: Procurement-selected imaging service obligations and access constraints provide an OEM-retention counterweight, not a global maintenance share. ([gao.gov](https://www.gao.gov/assets/gao-xx.xx-xx.xx.pdf))
    - Evidence informing forecast-year allocation inputs; displayed values and growth are calculated: Procurement-selected imaging service obligations and access constraints provide an OEM-retention counterweight, not a global maintenance share. ([gao.gov](https://www.gao.gov/assets/gao-xx.xx-xx.xx.pdf))
    - Evidence informing base-year allocation inputs; displayed values and growth are calculated: Bounded third-party access-delay examples qualify frictionless substitution assumptions without establishing universal unsuitability. ([gao.gov](https://www.gao.gov/assets/gao-xx.xx-xx.xx.pdf))
    - Evidence informing forecast-year allocation inputs; displayed values and growth are calculated: Bounded third-party access-delay examples qualify frictionless substitution assumptions without establishing universal unsuitability. ([gao.gov](https://www.gao.gov/assets/gao-xx.xx-xx.xx.pdf))
    - Evidence informing base-year allocation inputs; displayed values and growth are calculated: Inspected route counts include xx.xx standalone contracts; the selected federal sample is adjusted rather than treated as Global spending prevalence.
    - Evidence informing forecast-year allocation inputs; displayed values and growth are calculated: Inspected route counts include xx.xx standalone contracts; the selected federal sample is adjusted rather than treated as Global spending prevalence.
    - Evidence informing base-year allocation inputs; displayed values and growth are calculated: Forty-two HTME and four Federal Supply Schedule orders supply the identifiable agreement-order count for a modeled relative-value bridge.
    - Evidence informing forecast-year allocation inputs; displayed values and growth are calculated: Forty-two HTME and four Federal Supply Schedule orders supply the identifiable agreement-order count for a modeled relative-value bridge.
14. Transcript: Final Guidance: Remanufacturing of Medical Devices, September 10, 2024
    - Evidence informing base-year allocation inputs; displayed values and growth are calculated: Manufacturer and third-party servicing roles depend on the particular device, supporting asset-specific attribution. ([fda.gov](https://www.fda.gov/media/xx.xx/download?attachment=))
    - Evidence informing forecast-year allocation inputs; displayed values and growth are calculated: Manufacturer and third-party servicing roles depend on the particular device, supporting asset-specific attribution. ([fda.gov](https://www.fda.gov/media/xx.xx/download?attachment=))
    - Evidence informing base-year allocation inputs; displayed values and growth are calculated: An OEM can service another entity's device as a third-party servicer. ([fda.gov](https://www.fda.gov/media/xx.xx/download?attachment=))
    - Evidence informing forecast-year allocation inputs; displayed values and growth are calculated: An OEM can service another entity's device as a third-party servicer. ([fda.gov](https://www.fda.gov/media/xx.xx/download?attachment=))

15. Multi-vendor services

- Evidence informing base-year allocation inputs; displayed values and growth are calculated: The advertised Philips and non-Philips service scope demonstrates why corporate identity alone cannot establish OEM attribution.
([usa.philips.com](https://www.usa.philips.com/healthcare/service/healthcare-multi-vendor-services))
- Evidence informing forecast-year allocation inputs; displayed values and growth are calculated: The advertised Philips and non-Philips service scope demonstrates why corporate identity alone cannot establish OEM attribution.
([usa.philips.com](https://www.usa.philips.com/healthcare/service/healthcare-multi-vendor-services))
- Evidence informing base-year allocation inputs; displayed values and growth are calculated: Non-Philips equipment servicing establishes a commercial cross-manufacturer role, not its revenue proportion.
([usa.philips.com](https://www.usa.philips.com/healthcare/service/healthcare-multi-vendor-services))
- Evidence informing forecast-year allocation inputs; displayed values and growth are calculated: Non-Philips equipment servicing establishes a commercial cross-manufacturer role, not its revenue proportion.
([usa.philips.com](https://www.usa.philips.com/healthcare/service/healthcare-multi-vendor-services))
- Evidence informing base-year allocation inputs; displayed values and growth are calculated: Consolidated support for Philips and non-Philips equipment establishes agreement-level multi-vendor coverage; staffing scale and parts access do not measure penetration.
- Evidence informing forecast-year allocation inputs; displayed values and growth are calculated: Consolidated support for Philips and non-Philips equipment establishes agreement-level multi-vendor coverage; staffing scale and parts access do not measure penetration.

16. San Bernardino County - File 11902: Asset Management Agreement with Renovo Solutions LLC for Maintenance Services

- Evidence informing base-year allocation inputs; displayed values and growth are calculated: The approved 2025 three-year, xx.xx-asset agreement supplies a monetary third-party purchasing counterexample; approved value is not realized annual revenue.
([sanbernardino.legistar.com](https://sanbernardino.legistar.com/LegislationDetail.aspx?GUID=06EA5122-33FD-472E-B939-A8FA6E015FEB&ID=xx.xx&Options=&Search=))
- Evidence informing forecast-year allocation inputs; displayed values and growth are calculated: The approved 2025 three-year, xx.xx-asset agreement supplies a monetary third-party purchasing counterexample; approved value is not realized annual revenue.
([sanbernardino.legistar.com](https://sanbernardino.legistar.com/LegislationDetail.aspx?GUID=06EA5122-33FD-472E-B939-A8FA6E015FEB&ID=xx.xx&Options=&Search=))
- Evidence informing base-year allocation inputs; displayed values and growth are calculated: The public agreement combines scheduled maintenance, repairs and parts, supporting combined purchased obligations.
([sanbernardino.legistar.com](https://sanbernardino.legistar.com/LegislationDetail.aspx?GUID=06EA5122-33FD-472E-B939-A8FA6E015FEB&ID=xx.xx&Options=&Search=))
- Evidence informing forecast-year allocation inputs; displayed values and growth are calculated: The public agreement combines scheduled maintenance, repairs and parts, supporting combined purchased obligations.
([sanbernardino.legistar.com](https://sanbernardino.legistar.com/LegislationDetail.aspx?GUID=06EA5122-33FD-472E-B939-A8FA6E015FEB&ID=xx.xx&Options=&Search=))

17. Radiation Protection in Newer Medical Imaging Techniques: PET/CT - Safety Reports Series No. 58

- Evidence informing forecast-year allocation inputs; displayed values and growth are calculated: The 2008 commercial equipment-sales discussion supports historical standalone-to-hybrid substitution, not a current maintenance share or retirement rate.
([www-pub.iaea.org](https://www-pub.iaea.org/MTCD/Publications/PDF/pub1343_web.pdf))
- Evidence informing forecast-year allocation inputs; displayed values and growth are calculated: Historical PET/CT equipment adoption supplies a directional substitution premise, not contemporary service revenue.
([www-pub.iaea.org](https://www-pub.iaea.org/MTCD/Publications/PDF/pub1343_web.pdf))

18. Nexaris-At the nexus of treatment innovation

    · Evidence informing base-year allocation inputs; displayed values and growth are calculated: Named Angio-CT and Angio-MR-CT offerings corroborate integrated interventional configurations, not their maintenance terms, installed count or revenue.
    ([siemens-healthineers.com](https://www.siemens-healthineers.com/angio/nexaris-therapy-suites))

    · Evidence informing forecast-year allocation inputs; displayed values and growth are calculated: Named Angio-CT and Angio-MR-CT offerings corroborate integrated interventional configurations, not their maintenance terms, installed count or revenue.
    ([siemens-healthineers.com](https://www.siemens-healthineers.com/angio/nexaris-therapy-suites))

19. Development of Applications for the Elmammo Avant Class Dedicated Breast PET System

    · Evidence informing base-year allocation inputs; displayed values and growth are calculated: Ten dedicated-PET installations reported by August 2017 establish dated niche commercial activity, not current worldwide stock.
    ([shimadzu.com](https://www.shimadzu.com/about/magazine/tec_news/srv74_12/report08.html))

    · Evidence informing forecast-year allocation inputs; displayed values and growth are calculated: Ten dedicated-PET installations reported by August 2017 establish dated niche commercial activity, not current worldwide stock.
    ([shimadzu.com](https://www.shimadzu.com/about/magazine/tec_news/srv74_12/report08.html))

20. Release of High-Resolution PET System PositView Utilizing High Resolution to Support Research and Development into Diagnosis and Early Treatment for Dementia

    · Evidence informing base-year allocation inputs; displayed values and growth are calculated: The July xx.xx 2025 U.S. marketing announcement provides counterevidence to treating all standalone PET activity as declining legacy systems; maintenance adoption remains unmeasured.
    ([shimadzu-usa.com](https://www.shimadzu-usa.com/news/2025/2025jul25.html))

    · Evidence informing forecast-year allocation inputs; displayed values and growth are calculated: The July xx.xx 2025 U.S. marketing announcement provides counterevidence to treating all standalone PET activity as declining legacy systems; maintenance adoption remains unmeasured.
    ([shimadzu-usa.com](https://www.shimadzu-usa.com/news/2025/2025jul25.html))

21. DIrectory of RAdiotherapy Centres (DIRAC)

    · Evidence informing base-year allocation inputs; displayed values and growth are calculated: Current registry footprint exceeds xx.xx radiotherapy centres; this constrains the assumed treatment-planning customer pool but does not report 2025 simulator stocks or maintenance revenue.

    · Evidence informing forecast-year allocation inputs; displayed values and growth are calculated: Current registry footprint exceeds xx.xx radiotherapy centres; this constrains the assumed treatment-planning customer pool but does not report 2025 simulator stocks or maintenance revenue.

22. Maintenance of the Somatom Definition AS CT simulator from Siemens

    · Evidence informing forecast-year allocation inputs; displayed values and growth are calculated: CT-simulator maintenance was awarded September xx.xx 2026 for EUR xx.xx. Unknown contract duration prevents conversion into annual spending; the award supports a distinct purchased planning-asset obligation.

23. Canadian Medical Imaging Inventory 2022-2023: Provincial and Territorial Overview
    - Evidence informing base-year allocation inputs; displayed values and growth are calculated: Reported hospital and private-facility site types constrain buyer attribution, with explicit regional and classification limitations.
    - Evidence informing forecast-year allocation inputs; displayed values and growth are calculated: Reported hospital and private-facility site types constrain buyer attribution, with explicit regional and classification limitations.
    - Evidence informing base-year allocation inputs; displayed values and growth are calculated: Private-site participation supplies an outpatient calibration lead; private ownership is not equated automatically with imaging-centre status.
    - Evidence informing forecast-year allocation inputs; displayed values and growth are calculated: Private-site participation supplies an outpatient calibration lead; private ownership is not equated automatically with imaging-centre status.
    - Evidence informing base-year allocation inputs; displayed values and growth are calculated: Modality-specific 2022-2023 age distributions supply observed inputs to the explicitly assumed age-to-support-endpoint bridge.
    - Evidence informing forecast-year allocation inputs; displayed values and growth are calculated: Modality-specific 2022-2023 age distributions supply observed inputs to the explicitly assumed age-to-support-endpoint bridge.
    - Evidence informing base-year allocation inputs; displayed values and growth are calculated: Older-equipment distributions constrain the beyond-support model but do not directly measure manufacturer support withdrawal.
    - Evidence informing forecast-year allocation inputs; displayed values and growth are calculated: Older-equipment distributions constrain the beyond-support model but do not directly measure manufacturer support withdrawal.
24. MLN909060 - Independent Diagnostic Testing Facility, February 2026
    - Evidence informing forecast-year allocation inputs; displayed values and growth are calculated: Official mobile-IDTF distinctions separate clinical operators from equipment/personnel leasing and establish a maintenance responsibility, not an outsourcing percentage.
25. Maintenance service agreements
    - Evidence informing base-year allocation inputs; displayed values and growth are calculated: Approximately xx.xx% remotely resolved corrective cases constrain channel assumptions but cannot be substituted for remote-only spending.
    - Evidence informing forecast-year allocation inputs; displayed values and growth are calculated: Approximately xx.xx% remotely resolved corrective cases constrain channel assumptions but cannot be substituted for remote-only spending.
    - Evidence informing base-year allocation inputs; displayed values and growth are calculated: RightFit combines field and remote expertise under customizable agreements, supporting an inseparable integrated-obligation category.
    - Evidence informing forecast-year allocation inputs; displayed values and growth are calculated: RightFit combines field and remote expertise under customizable agreements, supporting an inseparable integrated-obligation category.
    - Evidence informing base-year allocation inputs; displayed values and growth are calculated: Field-engineer access remains part of the commercial offering; remote resolution does not eliminate purchased attendance obligations.
    - Evidence informing forecast-year allocation inputs; displayed values and growth are calculated: Field-engineer access remains part of the commercial offering; remote resolution does not eliminate purchased attendance obligations.

26. Portable Ultrasound Repair Depot
    - Evidence informing base-year allocation inputs; displayed values and growth are calculated: Accepted portable ultrasound systems are repaired at a service centre, supporting a system-level depot channel with eligibility and repaired-portion limits.
    - Evidence informing forecast-year allocation inputs; displayed values and growth are calculated: Accepted portable ultrasound systems are repaired at a service centre, supporting a system-level depot channel with eligibility and repaired-portion limits.
    - Evidence informing base-year allocation inputs; displayed values and growth are calculated: Flat-rate repair for eligible jobs establishes event-specific pricing, while excluded cases receive alternative quotations; adoption is not disclosed.
    - Evidence informing forecast-year allocation inputs; displayed values and growth are calculated: Flat-rate repair for eligible jobs establishes event-specific pricing, while excluded cases receive alternative quotations; adoption is not disclosed.
27. Managed Neutral Vendor Services
    - Evidence informing forecast-year allocation inputs; displayed values and growth are calculated: The managed framework runs January xx.xx 2026-January xx.xx 2030 and requires mini-competition. It supports route availability, not realized maintenance revenue or guaranteed continuation to 2032.
28. TruPay - GE HealthCare commercial brochure
    - Evidence informing base-year allocation inputs; displayed values and growth are calculated: The official brochure has a fixed first-xx.xx-patient price plus further usage slabs, supporting minimum-plus-variable classification when both components apply.
    - Evidence informing forecast-year allocation inputs; displayed values and growth are calculated: The official brochure has a fixed first-xx.xx-patient price plus further usage slabs, supporting minimum-plus-variable classification when both components apply.
    - Evidence informing base-year allocation inputs; displayed values and growth are calculated: The explicit minimum payment constrains the pure Usage-Based Fees numerator; a pay-per-use promotional label does not independently establish variable-only billing.
    - Evidence informing forecast-year allocation inputs; displayed values and growth are calculated: The explicit minimum payment constrains the pure Usage-Based Fees numerator; a pay-per-use promotional label does not independently establish variable-only billing.
29. Flexible Multi-Vendor Medical Imaging Equipment Service
    - Evidence informing base-year allocation inputs; displayed values and growth are calculated: A disclosed Time & Materials option supports a separate input-charged commercial route without reporting realized revenue or exact customer terms.
    - Evidence informing forecast-year allocation inputs; displayed values and growth are calculated: A disclosed Time & Materials option supports a separate input-charged commercial route without reporting realized revenue or exact customer terms.
    - Evidence informing base-year allocation inputs; displayed values and growth are calculated: Advertised post-OEM-support service corroborates continuing commercial participation beyond manufacturer support, but not universal model eligibility.
    - Evidence informing forecast-year allocation inputs; displayed values and growth are calculated: Advertised post-OEM-support service corroborates continuing commercial participation beyond manufacturer support, but not universal model eligibility.

19.5. ASEAN

Table 334. ASEAN Medical Imaging Equipment Maintenance Services Market, by Country growth contribution, 2025-2032

Category	2025 value (USD Million)	2032 value (USD Million)	Added value (USD Million)	2025 share (%)	2032 share (%)	Change (pp)	Growth share (%)	CAGR (%)
Brunei	xx.xx	xx.xx	xx.xx	xx.xx	xx.xx	xx.xx	xx.xx	xx.xx
Cambodia	xx.xx	xx.xx	xx.xx	xx.xx	xx.xx	xx.xx	xx.xx	xx.xx
Indonesia	xx.xx	xx.xx	xx.xx	xx.xx	xx.xx	xx.xx	xx.xx	xx.xx
Lao People's Democratic Republic	xx.xx	xx.xx	xx.xx	xx.xx	xx.xx	xx.xx	xx.xx	xx.xx
Malaysia	xx.xx	xx.xx	xx.xx	xx.xx	xx.xx	xx.xx	xx.xx	xx.xx
Myanmar	xx.xx	xx.xx	xx.xx	xx.xx	xx.xx	xx.xx	xx.xx	xx.xx
Philippines	xx.xx	xx.xx	xx.xx	xx.xx	xx.xx	xx.xx	xx.xx	xx.xx
Singapore	xx.xx	xx.xx	xx.xx	xx.xx	xx.xx	xx.xx	xx.xx	xx.xx
Thailand	xx.xx	xx.xx	xx.xx	xx.xx	xx.xx	xx.xx	xx.xx	xx.xx
Vietnam	xx.xx	xx.xx	xx.xx	xx.xx	xx.xx	xx.xx	xx.xx	xx.xx
Scope total	**xx.xx**	**xx.xx**	**xx.xx**	**xx.xx**	**xx.xx**	**xx.xx**	**xx.xx**	**xx.xx**

Table 335. ASEAN Medical Imaging Equipment Maintenance Services Market Size, by Group, 2017-2040 (USD Million)

Group	2017	2024	2025	2026	2027	2032	2040	CAGR (%)
Brunei	xx.xx	xx.xx	xx.xx	xx.xx	xx.xx	xx.xx	xx.xx	xx.xx
Cambodia	xx.xx	xx.xx	xx.xx	xx.xx	xx.xx	xx.xx	xx.xx	xx.xx
Indonesia	xx.xx	xx.xx	xx.xx	xx.xx	xx.xx	xx.xx	xx.xx	xx.xx
Lao People's Democratic Republic	xx.xx	xx.xx	xx.xx	xx.xx	xx.xx	xx.xx	xx.xx	xx.xx
Malaysia	xx.xx	xx.xx	xx.xx	xx.xx	xx.xx	xx.xx	xx.xx	xx.xx
Myanmar	xx.xx	xx.xx	xx.xx	xx.xx	xx.xx	xx.xx	xx.xx	xx.xx
Philippines	xx.xx	xx.xx	xx.xx	xx.xx	xx.xx	xx.xx	xx.xx	xx.xx
Singapore	xx.xx	xx.xx	xx.xx	xx.xx	xx.xx	xx.xx	xx.xx	xx.xx
Thailand	xx.xx	xx.xx	xx.xx	xx.xx	xx.xx	xx.xx	xx.xx	xx.xx
Vietnam	xx.xx	xx.xx	xx.xx	xx.xx	xx.xx	xx.xx	xx.xx	xx.xx

Table 336. ASEAN Medical Imaging Equipment Maintenance Services Market Size, by Maintenance Function, 2017-2040 (USD Million)

Maintenance Function	2017	2024	2025	2026	2027	2032	2040	CAGR (%)
Combined Preventive and Corrective Maintenance	xx.xx	xx.xx	xx.xx	xx.xx	xx.xx	xx.xx	xx.xx	xx.xx
Corrective Maintenance	xx.xx	xx.xx	xx.xx	xx.xx	xx.xx	xx.xx	xx.xx	xx.xx
Inspection and Verification	xx.xx	xx.xx	xx.xx	xx.xx	xx.xx	xx.xx	xx.xx	xx.xx
Preventive Maintenance	xx.xx	xx.xx	xx.xx	xx.xx	xx.xx	xx.xx	xx.xx	xx.xx
Total	**xx.xx**	**xx.xx**	**xx.xx**	**xx.xx**	**xx.xx**	**xx.xx**	**xx.xx**	**xx.xx**

Table 337. ASEAN Medical Imaging Equipment Maintenance Services Market Size, by Imaging Modality, 2017-2040 (USD Million)

Imaging Modality	2017	2024	2025	2026	2027	2032	2040	CAGR (%)
Bone Densitometry	xx.xx	xx.xx	xx.xx	xx.xx	xx.xx	xx.xx	xx.xx	xx.xx
Computed Tomography	xx.xx	xx.xx	xx.xx	xx.xx	xx.xx	xx.xx	xx.xx	xx.xx
Dental Radiology	xx.xx	xx.xx	xx.xx	xx.xx	xx.xx	xx.xx	xx.xx	xx.xx
Fluoroscopy and Angiography	xx.xx	xx.xx	xx.xx	xx.xx	xx.xx	xx.xx	xx.xx	xx.xx
General Radiography	xx.xx	xx.xx	xx.xx	xx.xx	xx.xx	xx.xx	xx.xx	xx.xx
Hybrid Imaging	xx.xx	xx.xx	xx.xx	xx.xx	xx.xx	xx.xx	xx.xx	xx.xx
Magnetic Resonance Imaging	xx.xx	xx.xx	xx.xx	xx.xx	xx.xx	xx.xx	xx.xx	xx.xx
Mammography	xx.xx	xx.xx	xx.xx	xx.xx	xx.xx	xx.xx	xx.xx	xx.xx
Nuclear Medicine Imaging	xx.xx	xx.xx	xx.xx	xx.xx	xx.xx	xx.xx	xx.xx	xx.xx
Ultrasound	xx.xx	xx.xx	xx.xx	xx.xx	xx.xx	xx.xx	xx.xx	xx.xx
Total	**xx.xx**	**xx.xx**	**xx.xx**	**xx.xx**	**xx.xx**	**xx.xx**	**xx.xx**	**xx.xx**

Table 338. ASEAN Medical Imaging Equipment Maintenance Services Market Size, by Hybrid Imaging, 2017-2040 (USD Million)

Hybrid Imaging	2017	2024	2025	2026	2027	2032	2040	CAGR (%)
Hybrid Interventional Imaging	xx.xx	xx.xx	xx.xx	xx.xx	xx.xx	xx.xx	xx.xx	xx.xx
PET/CT	xx.xx	xx.xx	xx.xx	xx.xx	xx.xx	xx.xx	xx.xx	xx.xx
PET/MRI	xx.xx	xx.xx	xx.xx	xx.xx	xx.xx	xx.xx	xx.xx	xx.xx
SPECT/CT	xx.xx	xx.xx	xx.xx	xx.xx	xx.xx	xx.xx	xx.xx	xx.xx
Total	**xx.xx**	**xx.xx**	**xx.xx**	**xx.xx**	**xx.xx**	**xx.xx**	**xx.xx**	**xx.xx**

Table 339. ASEAN Medical Imaging Equipment Maintenance Services Market Size, by Nuclear Medicine Imaging, 2017-2040 (USD Million)

Nuclear Medicine Imaging	2017	2024	2025	2026	2027	2032	2040	CAGR (%)
Gamma Camera and SPECT Imaging	xx.xx	xx.xx	xx.xx	xx.xx	xx.xx	xx.xx	xx.xx	xx.xx
Standalone PET Imaging	xx.xx	xx.xx	xx.xx	xx.xx	xx.xx	xx.xx	xx.xx	xx.xx
Total	**xx.xx**	**xx.xx**	**xx.xx**	**xx.xx**	**xx.xx**	**xx.xx**	**xx.xx**	**xx.xx**

Table 340. ASEAN Medical Imaging Equipment Maintenance Services Market Size, by Clinical Use, 2017-2040 (USD Million)

Clinical Use	2017	2024	2025	2026	2027	2032	2040	CAGR (%)
Diagnostic and Screening Imaging	xx.xx	xx.xx	xx.xx	xx.xx	xx.xx	xx.xx	xx.xx	xx.xx
Image-Guided Intervention	xx.xx	xx.xx	xx.xx	xx.xx	xx.xx	xx.xx	xx.xx	xx.xx
Shared-Use Imaging	xx.xx	xx.xx	xx.xx	xx.xx	xx.xx	xx.xx	xx.xx	xx.xx
Treatment-Planning Imaging	xx.xx	xx.xx	xx.xx	xx.xx	xx.xx	xx.xx	xx.xx	xx.xx
Total	**xx.xx**	**xx.xx**	**xx.xx**	**xx.xx**	**xx.xx**	**xx.xx**	**xx.xx**	**xx.xx**

Table 341. ASEAN Medical Imaging Equipment Maintenance Services Market Size, by End User, 2017-2040 (USD Million)

End User	2017	2024	2025	2026	2027	2032	2040	CAGR (%)
Ambulatory Care Centers	xx.xx	xx.xx	xx.xx	xx.xx	xx.xx	xx.xx	xx.xx	xx.xx
Dental Practices	xx.xx	xx.xx	xx.xx	xx.xx	xx.xx	xx.xx	xx.xx	xx.xx
Diagnostic Imaging Centers	xx.xx	xx.xx	xx.xx	xx.xx	xx.xx	xx.xx	xx.xx	xx.xx
Hospitals	xx.xx	xx.xx	xx.xx	xx.xx	xx.xx	xx.xx	xx.xx	xx.xx
Medical and Allied Health Practices	xx.xx	xx.xx	xx.xx	xx.xx	xx.xx	xx.xx	xx.xx	xx.xx
Mobile Imaging Operators	xx.xx	xx.xx	xx.xx	xx.xx	xx.xx	xx.xx	xx.xx	xx.xx
Total	**xx.xx**	**xx.xx**	**xx.xx**	**xx.xx**	**xx.xx**	**xx.xx**	**xx.xx**	**xx.xx**

Table 342. ASEAN Medical Imaging Equipment Maintenance Services Market Size, by Service Delivery, 2017-2040 (USD Million)

Service Delivery	2017	2024	2025	2026	2027	2032	2040	CAGR (%)
Depot Repair	xx.xx	xx.xx	xx.xx	xx.xx	xx.xx	xx.xx	xx.xx	xx.xx
Integrated Service Delivery	xx.xx	xx.xx	xx.xx	xx.xx	xx.xx	xx.xx	xx.xx	xx.xx
On-Site Service	xx.xx	xx.xx	xx.xx	xx.xx	xx.xx	xx.xx	xx.xx	xx.xx
Remote Service	xx.xx	xx.xx	xx.xx	xx.xx	xx.xx	xx.xx	xx.xx	xx.xx
Total	**xx.xx**	**xx.xx**	**xx.xx**	**xx.xx**	**xx.xx**	**xx.xx**	**xx.xx**	**xx.xx**

Table 343. ASEAN Medical Imaging Equipment Maintenance Services Market Size, by Procurement Route, 2017-2040 (USD Million)

Procurement Route	2017	2024	2025	2026	2027	2032	2040	CAGR (%)
Framework and Master-Agreement Orders	xx.xx	xx.xx	xx.xx	xx.xx	xx.xx	xx.xx	xx.xx	xx.xx
Standalone Procurement	xx.xx	xx.xx	xx.xx	xx.xx	xx.xx	xx.xx	xx.xx	xx.xx
Total	**xx.xx**	**xx.xx**	**xx.xx**	**xx.xx**	**xx.xx**	**xx.xx**	**xx.xx**	**xx.xx**

Table 344. ASEAN Medical Imaging Equipment Maintenance Services Market Size, by Service Provider Relationship, 2017-2040 (USD Million)

Service Provider Relationship	2017	2024	2025	2026	2027	2032	2040	CAGR (%)
Manufacturer-Provided Service	xx.xx	xx.xx	xx.xx	xx.xx	xx.xx	xx.xx	xx.xx	xx.xx
Third-Party Service	xx.xx	xx.xx	xx.xx	xx.xx	xx.xx	xx.xx	xx.xx	xx.xx
Total	**xx.xx**	**xx.xx**	**xx.xx**	**xx.xx**	**xx.xx**	**xx.xx**	**xx.xx**	**xx.xx**

Table 345. ASEAN Medical Imaging Equipment Maintenance Services Market Size, by Contract Coverage, 2017-2040 (USD Million)

Contract Coverage	2017	2024	2025	2026	2027	2032	2040	CAGR (%)
Event-Specific Service	xx.xx	xx.xx	xx.xx	xx.xx	xx.xx	xx.xx	xx.xx	xx.xx
Full-Service Coverage	xx.xx	xx.xx	xx.xx	xx.xx	xx.xx	xx.xx	xx.xx	xx.xx
Limited-Service Coverage	xx.xx	xx.xx	xx.xx	xx.xx	xx.xx	xx.xx	xx.xx	xx.xx
Shared Maintenance Coverage	xx.xx	xx.xx	xx.xx	xx.xx	xx.xx	xx.xx	xx.xx	xx.xx
Total	**xx.xx**	**xx.xx**	**xx.xx**	**xx.xx**	**xx.xx**	**xx.xx**	**xx.xx**	**xx.xx**

Table 346. ASEAN Medical Imaging Equipment Maintenance Services Market Size, by Pricing Model, 2017-2040 (USD Million)

Pricing Model	2017	2024	2025	2026	2027	2032	2040	CAGR (%)
Fixed Per-Event Fees	xx.xx	xx.xx	xx.xx	xx.xx	xx.xx	xx.xx	xx.xx	xx.xx
Fixed Periodic Fees	xx.xx	xx.xx	xx.xx	xx.xx	xx.xx	xx.xx	xx.xx	xx.xx
Hybrid Pricing	xx.xx	xx.xx	xx.xx	xx.xx	xx.xx	xx.xx	xx.xx	xx.xx
Time-and-Materials Pricing	xx.xx	xx.xx	xx.xx	xx.xx	xx.xx	xx.xx	xx.xx	xx.xx
Usage-Based Fees	xx.xx	xx.xx	xx.xx	xx.xx	xx.xx	xx.xx	xx.xx	xx.xx
Total	**xx.xx**	**xx.xx**	**xx.xx**	**xx.xx**	**xx.xx**	**xx.xx**	**xx.xx**	**xx.xx**

Table 347. ASEAN Medical Imaging Equipment Maintenance Services Market Size, by Vendor Scope, 2017-2040 (USD Million)

Vendor Scope	2017	2024	2025	2026	2027	2032	2040	CAGR (%)
Multi-Vendor Coverage	xx.xx	xx.xx	xx.xx	xx.xx	xx.xx	xx.xx	xx.xx	xx.xx
Single-Vendor Coverage	xx.xx	xx.xx	xx.xx	xx.xx	xx.xx	xx.xx	xx.xx	xx.xx
Total	**xx.xx**	**xx.xx**	**xx.xx**	**xx.xx**	**xx.xx**	**xx.xx**	**xx.xx**	**xx.xx**

Table 348. ASEAN Medical Imaging Equipment Maintenance Services Market Size, by Equipment Support Lifecycle, 2017-2040 (USD Million)

Equipment Support Lifecycle	2017	2024	2025	2026	2027	2032	2040	CAGR (%)
Beyond Manufacturer Support	xx.xx	xx.xx	xx.xx	xx.xx	xx.xx	xx.xx	xx.xx	xx.xx
Within Manufacturer Support	xx.xx	xx.xx	xx.xx	xx.xx	xx.xx	xx.xx	xx.xx	xx.xx
Total	**xx.xx**	**xx.xx**	**xx.xx**	**xx.xx**	**xx.xx**	**xx.xx**	**xx.xx**	**xx.xx**

Sources & Evidence

1. GE HealthCare Technologies Inc. - 2025 Form 10-K
   - Evidence informing the 2023 market-value input; displayed series and growth include calculations: Reported services revenue of USD xx.xx supplies a historical commercial-activity proxy; it is broader than imaging maintenance.
   - Evidence informing the 2024 market-value input; displayed series and growth include calculations: Reported services revenue of USD xx.xx supplies the comparable historical proxy.
2. GE HealthCare Technologies Inc. - 2022 Form 10-K
   - Evidence informing the 2020 market-value input; displayed series and growth include calculations: Services revenue of USD xx.xx anchors the high-cost equipment cohort's historical activity index.
   - Evidence informing the 2021 market-value input; displayed series and growth include calculations: Services revenue of USD xx.xx supplies the comparable activity index.
   - Evidence informing the 2022 market-value input; displayed series and growth include calculations: Services revenue of USD xx.xx supplies the activity index. The filing attributes the services decline primarily to unfavorable currency effects.
3. Health at a Glance 2025 - Diagnostic Technologies
   - Evidence informing the 2032 market-value input; displayed series and growth include calculations: Long-run increases in imaging activity support continued equipment demand; examination volumes are not substituted for maintenance revenue.
   - Evidence informing the 2040 market-value input; displayed series and growth include calculations: The observed country variation and incomplete coverage constrain long-run stock-growth assumptions and prohibit uniform worldwide density extrapolation.
4. OnWatch Predict
   - Evidence informing the 2032 market-value input; displayed series and growth include calculations: Conditional reported benefits support considering a service-efficiency counterforce, not applying downtime reductions directly to service revenue.
   - Evidence informing the 2040 market-value input; displayed series and growth include calculations: The offering supports retaining human and component fulfillment costs in the long-run forecast; it does not establish autonomous servicing or engineer replacement.

5. Unite In-House Service Solutions
   - Evidence informing the 2032 market-value input; displayed series and growth include calculations: The retained-labor boundary supports the modeled purchased-scope counterforce, without measuring future adoption.
   - Evidence informing the 2040 market-value input; displayed series and growth include calculations: The offering supports maintaining a distinction between installed equipment obligations and externally purchased service expenditure.
   - Evidence informing base-year allocation inputs; displayed values and growth are calculated: The offering excludes included onsite and planned-maintenance labor, supporting retained-work and purchased-payment distinctions, not observed adoption. ([gehealthcare.com](https://www.gehealthcare.com/en/services/unite-in-house))
   - Evidence informing forecast-year allocation inputs; displayed values and growth are calculated: The offering excludes included onsite and planned-maintenance labor, supporting retained-work and purchased-payment distinctions, not observed adoption. ([gehealthcare.com](https://www.gehealthcare.com/en/services/unite-in-house))
   - Evidence informing base-year allocation inputs; displayed values and growth are calculated: The published xx.xx% remote fix rate is a case-resolution observation, not remote-only revenue. Separately billed on-site labor supports the responsibility distinction.
   - Evidence informing forecast-year allocation inputs; displayed values and growth are calculated: The published xx.xx% remote fix rate is a case-resolution observation, not remote-only revenue. Separately billed on-site labor supports the responsibility distinction.
   - Evidence informing base-year allocation inputs; displayed values and growth are calculated: Excluded on-site and planned-maintenance labor prevents interpreting every remote-support plan as inclusive integrated fulfillment.
   - Evidence informing forecast-year allocation inputs; displayed values and growth are calculated: Excluded on-site and planned-maintenance labor prevents interpreting every remote-support plan as inclusive integrated fulfillment.
   - Evidence informing base-year allocation inputs; displayed values and growth are calculated: Periodic support with additional billed labor or parts supports mixed payment components rather than universal fixed full coverage.
   - Evidence informing forecast-year allocation inputs; displayed values and growth are calculated: Periodic support with additional billed labor or parts supports mixed payment components rather than universal fixed full coverage.
   - Evidence informing base-year allocation inputs; displayed values and growth are calculated: Enterprise offerings covering GE HealthCare assets establish an own-brand agreement example without measuring its market penetration.
   - Evidence informing forecast-year allocation inputs; displayed values and growth are calculated: Enterprise offerings covering GE HealthCare assets establish an own-brand agreement example without measuring its market penetration.

6. Philips Standard Terms and Conditions of Service, Revision 23, April 2024
   - Evidence informing the 2032 market-value input; displayed series and growth include calculations: Published lifecycle terms condition post-End-of-Life repair on parts and trained-personnel availability and remove the earlier uptime guarantee. These constrain assumed indefinite support extension.
   - Evidence informing the 2040 market-value input; displayed series and growth include calculations: The lifecycle conditions support including retirement and support limitations in long-run growth assumptions, but do not establish a dated global withdrawal event.
   - Evidence informing base-year allocation inputs; displayed values and growth are calculated: Post-End-of-Life obligations change materially, supporting a declared-support endpoint rather than an automatic equipment-age threshold.
   - Evidence informing forecast-year allocation inputs; displayed values and growth are calculated: Post-End-of-Life obligations change materially, supporting a declared-support endpoint rather than an automatic equipment-age threshold.
   - Evidence informing base-year allocation inputs; displayed values and growth are calculated: Post-endpoint repair depends on parts and trained-personnel availability without the earlier uptime guarantee; continuing service is conditional, not indefinite.
   - Evidence informing forecast-year allocation inputs; displayed values and growth are calculated: Post-endpoint repair depends on parts and trained-personnel availability without the earlier uptime guarantee; continuing service is conditional, not indefinite.
7. Health at a Glance: Asia/Pacific 2024 - Medical Technologies
   - Evidence informing base-year allocation inputs; displayed values and growth are calculated: Dated density comparator with incomplete coverage.
   - Evidence informing forecast-year allocation inputs; displayed values and growth are calculated: Dated density comparator with incomplete coverage.
   - Evidence informing base-year allocation inputs; displayed values and growth are calculated: Dated density comparator.
   - Evidence informing forecast-year allocation inputs; displayed values and growth are calculated: Dated density comparator.
   - Evidence informing base-year allocation inputs; displayed values and growth are calculated: Public-sector coverage limitation.
   - Evidence informing forecast-year allocation inputs; displayed values and growth are calculated: Public-sector coverage limitation.

8. RadNet, Inc. - 2025 Form 10-K

- Evidence informing base-year allocation inputs; displayed values and growth are calculated: The disclosed X-ray fleet provides a buyer-footprint check, not global maintenance revenue. ([sec.gov](https://www.sec.gov/Archives/edgar/data/xx.xx/xx.xx/rdnt-xx.xx.htm))
- Evidence informing forecast-year allocation inputs; displayed values and growth are calculated: The disclosed X-ray fleet provides a buyer-footprint check, not global maintenance revenue. ([sec.gov](https://www.sec.gov/Archives/edgar/data/xx.xx/xx.xx/rdnt-xx.xx.htm))
- Evidence informing base-year allocation inputs; displayed values and growth are calculated: The disclosed fluoroscopy fleet constrains the outpatient comparator's scope. ([sec.gov](https://www.sec.gov/Archives/edgar/data/xx.xx/xx.xx/rdnt-xx.xx.htm))
- Evidence informing forecast-year allocation inputs; displayed values and growth are calculated: The disclosed fluoroscopy fleet constrains the outpatient comparator's scope. ([sec.gov](https://www.sec.gov/Archives/edgar/data/xx.xx/xx.xx/rdnt-xx.xx.htm))
- Evidence informing base-year allocation inputs; displayed values and growth are calculated: CT fleet changes provide an independent relative-activity check. ([sec.gov](https://www.sec.gov/Archives/edgar/data/xx.xx/xx.xx/rdnt-xx.xx.htm))
- Evidence informing forecast-year allocation inputs; displayed values and growth are calculated: CT fleet changes provide an independent relative-activity check. ([sec.gov](https://www.sec.gov/Archives/edgar/data/xx.xx/xx.xx/rdnt-xx.xx.htm))
- Evidence informing base-year allocation inputs; displayed values and growth are calculated: MRI fleet changes inform a restrained relative-growth assumption. ([sec.gov](https://www.sec.gov/Archives/edgar/data/xx.xx/xx.xx/rdnt-xx.xx.htm))
- Evidence informing forecast-year allocation inputs; displayed values and growth are calculated: MRI fleet changes inform a restrained relative-growth assumption. ([sec.gov](https://www.sec.gov/Archives/edgar/data/xx.xx/xx.xx/rdnt-xx.xx.htm))
- Evidence informing base-year allocation inputs; displayed values and growth are calculated: Ultrasound fleet disclosure supplies a commercial-stock comparator. ([sec.gov](https://www.sec.gov/Archives/edgar/data/xx.xx/xx.xx/rdnt-xx.xx.htm))
- Evidence informing forecast-year allocation inputs; displayed values and growth are calculated: Ultrasound fleet disclosure supplies a commercial-stock comparator. ([sec.gov](https://www.sec.gov/Archives/edgar/data/xx.xx/xx.xx/rdnt-xx.xx.htm))
- Evidence informing base-year allocation inputs; displayed values and growth are calculated: Mammography fleet disclosure supplies a commercial-stock comparator. ([sec.gov](https://www.sec.gov/Archives/edgar/data/xx.xx/xx.xx/rdnt-xx.xx.htm))
- Evidence informing forecast-year allocation inputs; displayed values and growth are calculated: Mammography fleet disclosure supplies a commercial-stock comparator. ([sec.gov](https://www.sec.gov/Archives/edgar/data/xx.xx/xx.xx/rdnt-xx.xx.htm))
- Evidence informing base-year allocation inputs; displayed values and growth are calculated: PET/CT fleet growth provides a differentiated adoption comparator. ([sec.gov](https://www.sec.gov/Archives/edgar/data/xx.xx/xx.xx/rdnt-xx.xx.htm))
- Evidence informing forecast-year allocation inputs; displayed values and growth are calculated: PET/CT fleet growth provides a differentiated adoption comparator. ([sec.gov](https://www.sec.gov/Archives/edgar/data/xx.xx/xx.xx/rdnt-xx.xx.htm))
- Evidence informing base-year allocation inputs; displayed values and growth are calculated: Manufacturer service arrangements corroborate buyer-side participation, without a spending split. ([sec.gov](https://www.sec.gov/Archives/edgar/data/xx.xx/xx.xx/rdnt-xx.xx.htm))
- Evidence informing forecast-year allocation inputs; displayed values and growth are calculated: Manufacturer service arrangements corroborate buyer-side participation, without a spending split. ([sec.gov](https://www.sec.gov/Archives/edgar/data/xx.xx/xx.xx/rdnt-xx.xx.htm))
- Evidence informing base-year allocation inputs; displayed values and growth are calculated: The operator reports external manufacturer-service arrangements and modality fleets. Applying inherited fees produces a modeled fleet-activity index, not observed maintenance expense.
- Evidence informing forecast-year allocation inputs; displayed values and growth are calculated: The operator reports external manufacturer-service arrangements and modality fleets. Applying inherited fees produces a modeled fleet-activity index, not observed maintenance expense.
- Evidence informing base-year allocation inputs; displayed values and growth are calculated: The disclosed outpatient fleet is counterevidence against treating hospital-heavy national samples as universal buyer distributions.
- Evidence informing forecast-year allocation inputs; displayed values and growth are calculated: The disclosed

9. Contracting in Medical Equipment Maintenance Services: An Empirical Investigation
   - Evidence informing base-year allocation inputs; displayed values and growth are calculated: The historical scanner dataset supplies observed plan-selection proportions, not current global value shares. ([business.columbia.edu](https://business.columbia.edu/sites/default/files-efs/pubfiles/xx.xx/besbes_contracting.pdf))
   - Evidence informing forecast-year allocation inputs; displayed values and growth are calculated: The historical scanner dataset supplies observed plan-selection proportions, not current global value shares. ([business.columbia.edu](https://business.columbia.edu/sites/default/files-efs/pubfiles/xx.xx/besbes_contracting.pdf))
   - Evidence informing base-year allocation inputs; displayed values and growth are calculated: Basic and partial plans constrain the narrower-standing-coverage model. ([business.columbia.edu](https://business.columbia.edu/sites/default/files-efs/pubfiles/xx.xx/besbes_contracting.pdf))
   - Evidence informing forecast-year allocation inputs; displayed values and growth are calculated: Basic and partial plans constrain the narrower-standing-coverage model. ([business.columbia.edu](https://business.columbia.edu/sites/default/files-efs/pubfiles/xx.xx/besbes_contracting.pdf))
   - Evidence informing base-year allocation inputs; displayed values and growth are calculated: Preventive obligations coexist with differing repair coverage or charging in the studied plans. ([business.columbia.edu](https://business.columbia.edu/sites/default/files-efs/pubfiles/xx.xx/besbes_contracting.pdf))
   - Evidence informing forecast-year allocation inputs; displayed values and growth are calculated: Preventive obligations coexist with differing repair coverage or charging in the studied plans. ([business.columbia.edu](https://business.columbia.edu/sites/default/files-efs/pubfiles/xx.xx/besbes_contracting.pdf))
   - Evidence informing base-year allocation inputs; displayed values and growth are calculated: Historical full-protection selection supplies a purchasing primitive, converted from plan counts to value using an explicit relative-spending assumption.
   - Evidence informing forecast-year allocation inputs; displayed values and growth are calculated: Historical full-protection selection supplies a purchasing primitive, converted from plan counts to value using an explicit relative-spending assumption.
   - Evidence informing base-year allocation inputs; displayed values and growth are calculated: Basic and partial plans contain annual fees plus variable charges, supporting Hybrid Pricing and preventing misclassification as pure time-and-materials.
   - Evidence informing forecast-year allocation inputs; displayed values and growth are calculated: Basic and partial plans contain annual fees plus variable charges, supporting Hybrid Pricing and preventing misclassification as pure time-and-materials.
   - Evidence informing base-year allocation inputs; displayed values and growth are calculated: The study's time-and-materials label includes an annual fee; it constrains exclusions from the pure no-retainer numerator rather than observing that category's current share.
   - Evidence informing forecast-year allocation inputs; displayed values and growth are calculated: The study's time-and-materials label includes an annual fee; it constrains exclusions from the pure no-retainer numerator rather than observing that category's current share.

10. Appendix 3: Framework Agreement Specification-Maintenance, Repair and Calibration of Medical Equipment

- Evidence informing base-year allocation inputs; displayed values and growth are calculated: Comprehensive procurement coverage combines scheduled maintenance and repairs. ([sccl.nhs.uk](https://www.sccl.nhs.uk/wp-content/uploads/2023/xx.xx/Maintenance-Appendix-xx.xx-Framework-Specification.pdf))
- Evidence informing forecast-year allocation inputs; displayed values and growth are calculated: Comprehensive procurement coverage combines scheduled maintenance and repairs. ([sccl.nhs.uk](https://www.sccl.nhs.uk/wp-content/uploads/2023/xx.xx/Maintenance-Appendix-xx.xx-Framework-Specification.pdf))
- Evidence informing base-year allocation inputs; displayed values and growth are calculated: Comprehensive cover and case-specific component treatment support obligation-based classification. ([sccl.nhs.uk](https://www.sccl.nhs.uk/wp-content/uploads/2023/xx.xx/Maintenance-Appendix-xx.xx-Framework-Specification.pdf))
- Evidence informing forecast-year allocation inputs; displayed values and growth are calculated: Comprehensive cover and case-specific component treatment support obligation-based classification. ([sccl.nhs.uk](https://www.sccl.nhs.uk/wp-content/uploads/2023/xx.xx/Maintenance-Appendix-xx.xx-Framework-Specification.pdf))
- Evidence informing base-year allocation inputs; displayed values and growth are calculated: Preventive-only, labor-only and component-limited options establish narrower standing obligations. ([sccl.nhs.uk](https://www.sccl.nhs.uk/wp-content/uploads/2023/xx.xx/Maintenance-Appendix-xx.xx-Framework-Specification.pdf))
- Evidence informing forecast-year allocation inputs; displayed values and growth are calculated: Preventive-only, labor-only and component-limited options establish narrower standing obligations. ([sccl.nhs.uk](https://www.sccl.nhs.uk/wp-content/uploads/2023/xx.xx/Maintenance-Appendix-xx.xx-Framework-Specification.pdf))
- Evidence informing base-year allocation inputs; displayed values and growth are calculated: Collaborative cover explicitly divides work between buyer and supplier. ([sccl.nhs.uk](https://www.sccl.nhs.uk/wp-content/uploads/2023/xx.xx/Maintenance-Appendix-xx.xx-Framework-Specification.pdf))
- Evidence informing forecast-year allocation inputs; displayed values and growth are calculated: Collaborative cover explicitly divides work between buyer and supplier. ([sccl.nhs.uk](https://www.sccl.nhs.uk/wp-content/uploads/2023/xx.xx/Maintenance-Appendix-xx.xx-Framework-Specification.pdf))

11. What's Included in Preventative Maintenance?

- Evidence informing base-year allocation inputs; displayed values and growth are calculated: Published PM-only monthly prices provide annualized narrow-service monetary anchors; they are not full-contract prices. ([blockimaging.com](https://www.blockimaging.com/blog/bid/xx.xx/what-s-included-in-imaging-equipment-preventative-maintenance-really))
- Evidence informing forecast-year allocation inputs; displayed values and growth are calculated: Published PM-only monthly prices provide annualized narrow-service monetary anchors; they are not full-contract prices. ([blockimaging.com](https://www.blockimaging.com/blog/bid/xx.xx/what-s-included-in-imaging-equipment-preventative-maintenance-really))
- Evidence informing base-year allocation inputs; displayed values and growth are calculated: Separately offered PM-only pricing constrains the relative-payment assumption for narrower coverage. ([blockimaging.com](https://www.blockimaging.com/blog/bid/xx.xx/what-s-included-in-imaging-equipment-preventative-maintenance-really))
- Evidence informing forecast-year allocation inputs; displayed values and growth are calculated: Separately offered PM-only pricing constrains the relative-payment assumption for narrower coverage. ([blockimaging.com](https://www.blockimaging.com/blog/bid/xx.xx/what-s-included-in-imaging-equipment-preventative-maintenance-really))

12. X-ray equipment performance surveys
    - Evidence informing base-year allocation inputs; displayed values and growth are calculated: A public healthcare provider separately offers equipment-performance surveys, corroborating an assessment deliverable without measuring its market share. ([uhb.nhs.uk](https://www.uhb.nhs.uk/services/radiation-protection/x-ray-equipment-performance-surveys/))
    - Evidence informing forecast-year allocation inputs; displayed values and growth are calculated: A public healthcare provider separately offers equipment-performance surveys, corroborating an assessment deliverable without measuring its market share. ([uhb.nhs.uk](https://www.uhb.nhs.uk/services/radiation-protection/x-ray-equipment-performance-surveys/))
13. High-Tech Medical Equipment: VA Has Opportunities to Improve Its Acquisition of Maintenance Services
    - Evidence informing base-year allocation inputs; displayed values and growth are calculated: Procurement-selected imaging service obligations and access constraints provide an OEM-retention counterweight, not a global maintenance share. ([gao.gov](https://www.gao.gov/assets/gao-xx.xx-xx.xx.pdf))
    - Evidence informing forecast-year allocation inputs; displayed values and growth are calculated: Procurement-selected imaging service obligations and access constraints provide an OEM-retention counterweight, not a global maintenance share. ([gao.gov](https://www.gao.gov/assets/gao-xx.xx-xx.xx.pdf))
    - Evidence informing base-year allocation inputs; displayed values and growth are calculated: Bounded third-party access-delay examples qualify frictionless substitution assumptions without establishing universal unsuitability. ([gao.gov](https://www.gao.gov/assets/gao-xx.xx-xx.xx.pdf))
    - Evidence informing forecast-year allocation inputs; displayed values and growth are calculated: Bounded third-party access-delay examples qualify frictionless substitution assumptions without establishing universal unsuitability. ([gao.gov](https://www.gao.gov/assets/gao-xx.xx-xx.xx.pdf))
    - Evidence informing base-year allocation inputs; displayed values and growth are calculated: Inspected route counts include xx.xx standalone contracts; the selected federal sample is adjusted rather than treated as Global spending prevalence.
    - Evidence informing forecast-year allocation inputs; displayed values and growth are calculated: Inspected route counts include xx.xx standalone contracts; the selected federal sample is adjusted rather than treated as Global spending prevalence.
    - Evidence informing base-year allocation inputs; displayed values and growth are calculated: Forty-two HTME and four Federal Supply Schedule orders supply the identifiable agreement-order count for a modeled relative-value bridge.
    - Evidence informing forecast-year allocation inputs; displayed values and growth are calculated: Forty-two HTME and four Federal Supply Schedule orders supply the identifiable agreement-order count for a modeled relative-value bridge.
14. Transcript: Final Guidance: Remanufacturing of Medical Devices, September 10, 2024
    - Evidence informing base-year allocation inputs; displayed values and growth are calculated: Manufacturer and third-party servicing roles depend on the particular device, supporting asset-specific attribution. ([fda.gov](https://www.fda.gov/media/xx.xx/download?attachment=))
    - Evidence informing forecast-year allocation inputs; displayed values and growth are calculated: Manufacturer and third-party servicing roles depend on the particular device, supporting asset-specific attribution. ([fda.gov](https://www.fda.gov/media/xx.xx/download?attachment=))
    - Evidence informing base-year allocation inputs; displayed values and growth are calculated: An OEM can service another entity's device as a third-party servicer. ([fda.gov](https://www.fda.gov/media/xx.xx/download?attachment=))
    - Evidence informing forecast-year allocation inputs; displayed values and growth are calculated: An OEM can service another entity's device as a third-party servicer. ([fda.gov](https://www.fda.gov/media/xx.xx/download?attachment=))

15. Multi-vendor services
    - Evidence informing base-year allocation inputs; displayed values and growth are calculated: The advertised Philips and non-Philips service scope demonstrates why corporate identity alone cannot establish OEM attribution.
    ([usa.philips.com](https://www.usa.philips.com/healthcare/service/healthcare-multi-vendor-services))
    - Evidence informing forecast-year allocation inputs; displayed values and growth are calculated: The advertised Philips and non-Philips service scope demonstrates why corporate identity alone cannot establish OEM attribution.
    ([usa.philips.com](https://www.usa.philips.com/healthcare/service/healthcare-multi-vendor-services))
    - Evidence informing base-year allocation inputs; displayed values and growth are calculated: Non-Philips equipment servicing establishes a commercial cross-manufacturer role, not its revenue proportion.
    ([usa.philips.com](https://www.usa.philips.com/healthcare/service/healthcare-multi-vendor-services))
    - Evidence informing forecast-year allocation inputs; displayed values and growth are calculated: Non-Philips equipment servicing establishes a commercial cross-manufacturer role, not its revenue proportion.
    ([usa.philips.com](https://www.usa.philips.com/healthcare/service/healthcare-multi-vendor-services))
    - Evidence informing base-year allocation inputs; displayed values and growth are calculated: Consolidated support for Philips and non-Philips equipment establishes agreement-level multi-vendor coverage; staffing scale and parts access do not measure penetration.
    - Evidence informing forecast-year allocation inputs; displayed values and growth are calculated: Consolidated support for Philips and non-Philips equipment establishes agreement-level multi-vendor coverage; staffing scale and parts access do not measure penetration.
16. San Bernardino County - File 11902: Asset Management Agreement with Renovo Solutions LLC for Maintenance Services
    - Evidence informing base-year allocation inputs; displayed values and growth are calculated: The approved 2025 three-year, xx.xx-asset agreement supplies a monetary third-party purchasing counterexample; approved value is not realized annual revenue.
    ([sanbernardino.legistar.com](https://sanbernardino.legistar.com/LegislationDetail.aspx?GUID=06EA5122-33FD-472E-B939-A8FA6E015FEB&ID=xx.xx&Options=&Search=))
    - Evidence informing forecast-year allocation inputs; displayed values and growth are calculated: The approved 2025 three-year, xx.xx-asset agreement supplies a monetary third-party purchasing counterexample; approved value is not realized annual revenue.
    ([sanbernardino.legistar.com](https://sanbernardino.legistar.com/LegislationDetail.aspx?GUID=06EA5122-33FD-472E-B939-A8FA6E015FEB&ID=xx.xx&Options=&Search=))
    - Evidence informing base-year allocation inputs; displayed values and growth are calculated: The public agreement combines scheduled maintenance, repairs and parts, supporting combined purchased obligations.
    ([sanbernardino.legistar.com](https://sanbernardino.legistar.com/LegislationDetail.aspx?GUID=06EA5122-33FD-472E-B939-A8FA6E015FEB&ID=xx.xx&Options=&Search=))
    - Evidence informing forecast-year allocation inputs; displayed values and growth are calculated: The public agreement combines scheduled maintenance, repairs and parts, supporting combined purchased obligations.
    ([sanbernardino.legistar.com](https://sanbernardino.legistar.com/LegislationDetail.aspx?GUID=06EA5122-33FD-472E-B939-A8FA6E015FEB&ID=xx.xx&Options=&Search=))
17. Radiation Protection in Newer Medical Imaging Techniques: PET/CT - Safety Reports Series No. 58
    - Evidence informing forecast-year allocation inputs; displayed values and growth are calculated: The 2008 commercial equipment-sales discussion supports historical standalone-to-hybrid substitution, not a current maintenance share or retirement rate.
    ([www-pub.iaea.org](https://www-pub.iaea.org/MTCD/Publications/PDF/pub1343_web.pdf))
    - Evidence informing forecast-year allocation inputs; displayed values and growth are calculated: Historical PET/CT equipment adoption supplies a directional substitution premise, not contemporary service revenue.
    ([www-pub.iaea.org](https://www-pub.iaea.org/MTCD/Publications/PDF/pub1343_web.pdf))

18. Nexaris-At the nexus of treatment innovation

    · Evidence informing base-year allocation inputs; displayed values and growth are calculated: Named Angio-CT and Angio-MR-CT offerings corroborate integrated interventional configurations, not their maintenance terms, installed count or revenue.
    ([siemens-healthineers.com](https://www.siemens-healthineers.com/angio/nexaris-therapy-suites))

    · Evidence informing forecast-year allocation inputs; displayed values and growth are calculated: Named Angio-CT and Angio-MR-CT offerings corroborate integrated interventional configurations, not their maintenance terms, installed count or revenue.
    ([siemens-healthineers.com](https://www.siemens-healthineers.com/angio/nexaris-therapy-suites))

19. Development of Applications for the Elmammo Avant Class Dedicated Breast PET System

    · Evidence informing base-year allocation inputs; displayed values and growth are calculated: Ten dedicated-PET installations reported by August 2017 establish dated niche commercial activity, not current worldwide stock.
    ([shimadzu.com](https://www.shimadzu.com/about/magazine/tec_news/srv74_12/report08.html))

    · Evidence informing forecast-year allocation inputs; displayed values and growth are calculated: Ten dedicated-PET installations reported by August 2017 establish dated niche commercial activity, not current worldwide stock.
    ([shimadzu.com](https://www.shimadzu.com/about/magazine/tec_news/srv74_12/report08.html))

20. Release of High-Resolution PET System PositView Utilizing High Resolution to Support Research and Development into Diagnosis and Early Treatment for Dementia

    · Evidence informing base-year allocation inputs; displayed values and growth are calculated: The July xx.xx 2025 U.S. marketing announcement provides counterevidence to treating all standalone PET activity as declining legacy systems; maintenance adoption remains unmeasured.
    ([shimadzu-usa.com](https://www.shimadzu-usa.com/news/2025/2025jul25.html))

    · Evidence informing forecast-year allocation inputs; displayed values and growth are calculated: The July xx.xx 2025 U.S. marketing announcement provides counterevidence to treating all standalone PET activity as declining legacy systems; maintenance adoption remains unmeasured.
    ([shimadzu-usa.com](https://www.shimadzu-usa.com/news/2025/2025jul25.html))

21. DIrectory of RAdiotherapy Centres (DIRAC)

    · Evidence informing base-year allocation inputs; displayed values and growth are calculated: Current registry footprint exceeds xx.xx radiotherapy centres; this constrains the assumed treatment-planning customer pool but does not report 2025 simulator stocks or maintenance revenue.

    · Evidence informing forecast-year allocation inputs; displayed values and growth are calculated: Current registry footprint exceeds xx.xx radiotherapy centres; this constrains the assumed treatment-planning customer pool but does not report 2025 simulator stocks or maintenance revenue.

22. Maintenance of the Somatom Definition AS CT simulator from Siemens

    · Evidence informing forecast-year allocation inputs; displayed values and growth are calculated: CT-simulator maintenance was awarded September xx.xx 2026 for EUR xx.xx. Unknown contract duration prevents conversion into annual spending; the award supports a distinct purchased planning-asset obligation.

23. Canadian Medical Imaging Inventory 2022-2023: Provincial and Territorial Overview
    - Evidence informing base-year allocation inputs; displayed values and growth are calculated: Reported hospital and private-facility site types constrain buyer attribution, with explicit regional and classification limitations.
    - Evidence informing forecast-year allocation inputs; displayed values and growth are calculated: Reported hospital and private-facility site types constrain buyer attribution, with explicit regional and classification limitations.
    - Evidence informing base-year allocation inputs; displayed values and growth are calculated: Private-site participation supplies an outpatient calibration lead; private ownership is not equated automatically with imaging-centre status.
    - Evidence informing forecast-year allocation inputs; displayed values and growth are calculated: Private-site participation supplies an outpatient calibration lead; private ownership is not equated automatically with imaging-centre status.
    - Evidence informing base-year allocation inputs; displayed values and growth are calculated: Modality-specific 2022-2023 age distributions supply observed inputs to the explicitly assumed age-to-support-endpoint bridge.
    - Evidence informing forecast-year allocation inputs; displayed values and growth are calculated: Modality-specific 2022-2023 age distributions supply observed inputs to the explicitly assumed age-to-support-endpoint bridge.
    - Evidence informing base-year allocation inputs; displayed values and growth are calculated: Older-equipment distributions constrain the beyond-support model but do not directly measure manufacturer support withdrawal.
    - Evidence informing forecast-year allocation inputs; displayed values and growth are calculated: Older-equipment distributions constrain the beyond-support model but do not directly measure manufacturer support withdrawal.
24. MLN909060 - Independent Diagnostic Testing Facility, February 2026
    - Evidence informing forecast-year allocation inputs; displayed values and growth are calculated: Official mobile-IDTF distinctions separate clinical operators from equipment/personnel leasing and establish a maintenance responsibility, not an outsourcing percentage.
25. Maintenance service agreements
    - Evidence informing base-year allocation inputs; displayed values and growth are calculated: Approximately xx.xx% remotely resolved corrective cases constrain channel assumptions but cannot be substituted for remote-only spending.
    - Evidence informing forecast-year allocation inputs; displayed values and growth are calculated: Approximately xx.xx% remotely resolved corrective cases constrain channel assumptions but cannot be substituted for remote-only spending.
    - Evidence informing base-year allocation inputs; displayed values and growth are calculated: RightFit combines field and remote expertise under customizable agreements, supporting an inseparable integrated-obligation category.
    - Evidence informing forecast-year allocation inputs; displayed values and growth are calculated: RightFit combines field and remote expertise under customizable agreements, supporting an inseparable integrated-obligation category.
    - Evidence informing base-year allocation inputs; displayed values and growth are calculated: Field-engineer access remains part of the commercial offering; remote resolution does not eliminate purchased attendance obligations.
    - Evidence informing forecast-year allocation inputs; displayed values and growth are calculated: Field-engineer access remains part of the commercial offering; remote resolution does not eliminate purchased attendance obligations.

26. Portable Ultrasound Repair Depot
    - Evidence informing base-year allocation inputs; displayed values and growth are calculated: Accepted portable ultrasound systems are repaired at a service centre, supporting a system-level depot channel with eligibility and repaired-portion limits.
    - Evidence informing forecast-year allocation inputs; displayed values and growth are calculated: Accepted portable ultrasound systems are repaired at a service centre, supporting a system-level depot channel with eligibility and repaired-portion limits.
    - Evidence informing base-year allocation inputs; displayed values and growth are calculated: Flat-rate repair for eligible jobs establishes event-specific pricing, while excluded cases receive alternative quotations; adoption is not disclosed.
    - Evidence informing forecast-year allocation inputs; displayed values and growth are calculated: Flat-rate repair for eligible jobs establishes event-specific pricing, while excluded cases receive alternative quotations; adoption is not disclosed.
27. Managed Neutral Vendor Services
    - Evidence informing forecast-year allocation inputs; displayed values and growth are calculated: The managed framework runs January xx.xx 2026-January xx.xx 2030 and requires mini-competition. It supports route availability, not realized maintenance revenue or guaranteed continuation to 2032.
28. TruPay - GE HealthCare commercial brochure
    - Evidence informing base-year allocation inputs; displayed values and growth are calculated: The official brochure has a fixed first-xx.xx-patient price plus further usage slabs, supporting minimum-plus-variable classification when both components apply.
    - Evidence informing forecast-year allocation inputs; displayed values and growth are calculated: The official brochure has a fixed first-xx.xx-patient price plus further usage slabs, supporting minimum-plus-variable classification when both components apply.
    - Evidence informing base-year allocation inputs; displayed values and growth are calculated: The explicit minimum payment constrains the pure Usage-Based Fees numerator; a pay-per-use promotional label does not independently establish variable-only billing.
    - Evidence informing forecast-year allocation inputs; displayed values and growth are calculated: The explicit minimum payment constrains the pure Usage-Based Fees numerator; a pay-per-use promotional label does not independently establish variable-only billing.
29. Flexible Multi-Vendor Medical Imaging Equipment Service
    - Evidence informing base-year allocation inputs; displayed values and growth are calculated: A disclosed Time & Materials option supports a separate input-charged commercial route without reporting realized revenue or exact customer terms.
    - Evidence informing forecast-year allocation inputs; displayed values and growth are calculated: A disclosed Time & Materials option supports a separate input-charged commercial route without reporting realized revenue or exact customer terms.
    - Evidence informing base-year allocation inputs; displayed values and growth are calculated: Advertised post-OEM-support service corroborates continuing commercial participation beyond manufacturer support, but not universal model eligibility.
    - Evidence informing forecast-year allocation inputs; displayed values and growth are calculated: Advertised post-OEM-support service corroborates continuing commercial participation beyond manufacturer support, but not universal model eligibility.

19.6. GCC

Table 349. GCC Medical Imaging Equipment Maintenance Services Market, by Country growth contribution, 2025-2032

Category	2025 value (USD Million)	2032 value (USD Million)	Added value (USD Million)	2025 share (%)	2032 share (%)	Change (pp)	Growth share (%)	CAGR (%)
Bahrain	xx.xx	xx.xx	xx.xx	xx.xx	xx.xx	xx.xx	xx.xx	xx.xx
Kuwait	xx.xx	xx.xx	xx.xx	xx.xx	xx.xx	xx.xx	xx.xx	xx.xx
Oman	xx.xx	xx.xx	xx.xx	xx.xx	xx.xx	xx.xx	xx.xx	xx.xx
Qatar	xx.xx	xx.xx	xx.xx	xx.xx	xx.xx	xx.xx	xx.xx	xx.xx
Saudi Arabia	xx.xx	xx.xx	xx.xx	xx.xx	xx.xx	xx.xx	xx.xx	xx.xx
United Arab Emirates	xx.xx	xx.xx	xx.xx	xx.xx	xx.xx	xx.xx	xx.xx	xx.xx
Scope total	**xx.xx**	**xx.xx**	**xx.xx**	**xx.xx**	**xx.xx**	**xx.xx**	**xx.xx**	**xx.xx**

Table 350. GCC Medical Imaging Equipment Maintenance Services Market Size, by Group, 2017-2040 (USD Million)

Group	2017	2024	2025	2026	2027	2032	2040	CAGR (%)
Bahrain	xx.xx	xx.xx	xx.xx	xx.xx	xx.xx	xx.xx	xx.xx	xx.xx
Kuwait	xx.xx	xx.xx	xx.xx	xx.xx	xx.xx	xx.xx	xx.xx	xx.xx
Oman	xx.xx	xx.xx	xx.xx	xx.xx	xx.xx	xx.xx	xx.xx	xx.xx
Qatar	xx.xx	xx.xx	xx.xx	xx.xx	xx.xx	xx.xx	xx.xx	xx.xx
Saudi Arabia	xx.xx	xx.xx	xx.xx	xx.xx	xx.xx	xx.xx	xx.xx	xx.xx
United Arab Emirates	xx.xx	xx.xx	xx.xx	xx.xx	xx.xx	xx.xx	xx.xx	xx.xx

Table 351. GCC Medical Imaging Equipment Maintenance Services Market Size, by Maintenance Function, 2017-2040 (USD Million)

Maintenance Function	2017	2024	2025	2026	2027	2032	2040	CAGR (%)
Combined Preventive and Corrective Maintenance	xx.xx	xx.xx	xx.xx	xx.xx	xx.xx	xx.xx	xx.xx	xx.xx
Corrective Maintenance	xx.xx	xx.xx	xx.xx	xx.xx	xx.xx	xx.xx	xx.xx	xx.xx
Inspection and Verification	xx.xx	xx.xx	xx.xx	xx.xx	xx.xx	xx.xx	xx.xx	xx.xx
Preventive Maintenance	xx.xx	xx.xx	xx.xx	xx.xx	xx.xx	xx.xx	xx.xx	xx.xx
Total	**xx.xx**	**xx.xx**	**xx.xx**	**xx.xx**	**xx.xx**	**xx.xx**	**xx.xx**	**xx.xx**

Table 352. GCC Medical Imaging Equipment Maintenance Services Market Size, by Imaging Modality, 2017-2040 (USD Million)

Imaging Modality	2017	2024	2025	2026	2027	2032	2040	CAGR (%)
Bone Densitometry	xx.xx	xx.xx	xx.xx	xx.xx	xx.xx	xx.xx	xx.xx	xx.xx
Computed Tomography	xx.xx	xx.xx	xx.xx	xx.xx	xx.xx	xx.xx	xx.xx	xx.xx
Dental Radiology	xx.xx	xx.xx	xx.xx	xx.xx	xx.xx	xx.xx	xx.xx	xx.xx
Fluoroscopy and Angiography	xx.xx	xx.xx	xx.xx	xx.xx	xx.xx	xx.xx	xx.xx	xx.xx
General Radiography	xx.xx	xx.xx	xx.xx	xx.xx	xx.xx	xx.xx	xx.xx	xx.xx
Hybrid Imaging	xx.xx	xx.xx	xx.xx	xx.xx	xx.xx	xx.xx	xx.xx	xx.xx
Magnetic Resonance Imaging	xx.xx	xx.xx	xx.xx	xx.xx	xx.xx	xx.xx	xx.xx	xx.xx
Mammography	xx.xx	xx.xx	xx.xx	xx.xx	xx.xx	xx.xx	xx.xx	xx.xx
Nuclear Medicine Imaging	xx.xx	xx.xx	xx.xx	xx.xx	xx.xx	xx.xx	xx.xx	xx.xx
Ultrasound	xx.xx	xx.xx	xx.xx	xx.xx	xx.xx	xx.xx	xx.xx	xx.xx
Total	**xx.xx**	**xx.xx**	**xx.xx**	**xx.xx**	**xx.xx**	**xx.xx**	**xx.xx**	**xx.xx**

Table 353. GCC Medical Imaging Equipment Maintenance Services Market Size, by Hybrid Imaging, 2017-2040 (USD Million)

Hybrid Imaging	2017	2024	2025	2026	2027	2032	2040	CAGR (%)
Hybrid Interventional Imaging	xx.xx	xx.xx	xx.xx	xx.xx	xx.xx	xx.xx	xx.xx	xx.xx
PET/CT	xx.xx	xx.xx	xx.xx	xx.xx	xx.xx	xx.xx	xx.xx	xx.xx
PET/MRI	xx.xx	xx.xx	xx.xx	xx.xx	xx.xx	xx.xx	xx.xx	xx.xx
SPECT/CT	xx.xx	xx.xx	xx.xx	xx.xx	xx.xx	xx.xx	xx.xx	xx.xx
Total	**xx.xx**	**xx.xx**	**xx.xx**	**xx.xx**	**xx.xx**	**xx.xx**	**xx.xx**	**xx.xx**

Table 354. GCC Medical Imaging Equipment Maintenance Services Market Size, by Nuclear Medicine Imaging, 2017-2040 (USD Million)

Nuclear Medicine Imaging	2017	2024	2025	2026	2027	2032	2040	CAGR (%)
Gamma Camera and SPECT Imaging	xx.xx	xx.xx	xx.xx	xx.xx	xx.xx	xx.xx	xx.xx	xx.xx
Standalone PET Imaging	xx.xx	xx.xx	xx.xx	xx.xx	xx.xx	xx.xx	xx.xx	xx.xx
Total	**xx.xx**	**xx.xx**	**xx.xx**	**xx.xx**	**xx.xx**	**xx.xx**	**xx.xx**	**xx.xx**

Table 355. GCC Medical Imaging Equipment Maintenance Services Market Size, by Clinical Use, 2017-2040 (USD Million)

Clinical Use	2017	2024	2025	2026	2027	2032	2040	CAGR (%)
Diagnostic and Screening Imaging	xx.xx	xx.xx	xx.xx	xx.xx	xx.xx	xx.xx	xx.xx	xx.xx
Image-Guided Intervention	xx.xx	xx.xx	xx.xx	xx.xx	xx.xx	xx.xx	xx.xx	xx.xx
Shared-Use Imaging	xx.xx	xx.xx	xx.xx	xx.xx	xx.xx	xx.xx	xx.xx	xx.xx
Treatment-Planning Imaging	xx.xx	xx.xx	xx.xx	xx.xx	xx.xx	xx.xx	xx.xx	xx.xx
Total	**xx.xx**	**xx.xx**	**xx.xx**	**xx.xx**	**xx.xx**	**xx.xx**	**xx.xx**	**xx.xx**

Table 356. GCC Medical Imaging Equipment Maintenance Services Market Size, by End User, 2017-2040 (USD Million)

End User	2017	2024	2025	2026	2027	2032	2040	CAGR (%)
Ambulatory Care Centers	xx.xx	xx.xx	xx.xx	xx.xx	xx.xx	xx.xx	xx.xx	xx.xx
Dental Practices	xx.xx	xx.xx	xx.xx	xx.xx	xx.xx	xx.xx	xx.xx	xx.xx
Diagnostic Imaging Centers	xx.xx	xx.xx	xx.xx	xx.xx	xx.xx	xx.xx	xx.xx	xx.xx
Hospitals	xx.xx	xx.xx	xx.xx	xx.xx	xx.xx	xx.xx	xx.xx	xx.xx
Medical and Allied Health Practices	xx.xx	xx.xx	xx.xx	xx.xx	xx.xx	xx.xx	xx.xx	xx.xx
Mobile Imaging Operators	xx.xx	xx.xx	xx.xx	xx.xx	xx.xx	xx.xx	xx.xx	xx.xx
Total	**xx.xx**	**xx.xx**	**xx.xx**	**xx.xx**	**xx.xx**	**xx.xx**	**xx.xx**	**xx.xx**

Table 357. GCC Medical Imaging Equipment Maintenance Services Market Size, by Service Delivery, 2017-2040 (USD Million)

Service Delivery	2017	2024	2025	2026	2027	2032	2040	CAGR (%)
Depot Repair	xx.xx	xx.xx	xx.xx	xx.xx	xx.xx	xx.xx	xx.xx	xx.xx
Integrated Service Delivery	xx.xx	xx.xx	xx.xx	xx.xx	xx.xx	xx.xx	xx.xx	xx.xx
On-Site Service	xx.xx	xx.xx	xx.xx	xx.xx	xx.xx	xx.xx	xx.xx	xx.xx
Remote Service	xx.xx	xx.xx	xx.xx	xx.xx	xx.xx	xx.xx	xx.xx	xx.xx
Total	**xx.xx**	**xx.xx**	**xx.xx**	**xx.xx**	**xx.xx**	**xx.xx**	**xx.xx**	**xx.xx**

Table 358. GCC Medical Imaging Equipment Maintenance Services Market Size, by Procurement Route, 2017-2040 (USD Million)

Procurement Route	2017	2024	2025	2026	2027	2032	2040	CAGR (%)
Framework and Master-Agreement Orders	xx.xx	xx.xx	xx.xx	xx.xx	xx.xx	xx.xx	xx.xx	xx.xx
Standalone Procurement	xx.xx	xx.xx	xx.xx	xx.xx	xx.xx	xx.xx	xx.xx	xx.xx
Total	**xx.xx**	**xx.xx**	**xx.xx**	**xx.xx**	**xx.xx**	**xx.xx**	**xx.xx**	**xx.xx**

Table 359. GCC Medical Imaging Equipment Maintenance Services Market Size, by Service Provider Relationship, 2017-2040 (USD Million)

Service Provider Relationship	2017	2024	2025	2026	2027	2032	2040	CAGR (%)
Manufacturer-Provided Service	xx.xx	xx.xx	xx.xx	xx.xx	xx.xx	xx.xx	xx.xx	xx.xx
Third-Party Service	xx.xx	xx.xx	xx.xx	xx.xx	xx.xx	xx.xx	xx.xx	xx.xx
Total	**xx.xx**	**xx.xx**	**xx.xx**	**xx.xx**	**xx.xx**	**xx.xx**	**xx.xx**	**xx.xx**

Table 360. GCC Medical Imaging Equipment Maintenance Services Market Size, by Contract Coverage, 2017-2040 (USD Million)

Contract Coverage	2017	2024	2025	2026	2027	2032	2040	CAGR (%)
Event-Specific Service	xx.xx	xx.xx	xx.xx	xx.xx	xx.xx	xx.xx	xx.xx	xx.xx
Full-Service Coverage	xx.xx	xx.xx	xx.xx	xx.xx	xx.xx	xx.xx	xx.xx	xx.xx
Limited-Service Coverage	xx.xx	xx.xx	xx.xx	xx.xx	xx.xx	xx.xx	xx.xx	xx.xx
Shared Maintenance Coverage	xx.xx	xx.xx	xx.xx	xx.xx	xx.xx	xx.xx	xx.xx	xx.xx
Total	**xx.xx**	**xx.xx**	**xx.xx**	**xx.xx**	**xx.xx**	**xx.xx**	**xx.xx**	**xx.xx**

Table 361. GCC Medical Imaging Equipment Maintenance Services Market Size, by Pricing Model, 2017-2040 (USD Million)

Pricing Model	2017	2024	2025	2026	2027	2032	2040	CAGR (%)
Fixed Per-Event Fees	xx.xx	xx.xx	xx.xx	xx.xx	xx.xx	xx.xx	xx.xx	xx.xx
Fixed Periodic Fees	xx.xx	xx.xx	xx.xx	xx.xx	xx.xx	xx.xx	xx.xx	xx.xx
Hybrid Pricing	xx.xx	xx.xx	xx.xx	xx.xx	xx.xx	xx.xx	xx.xx	xx.xx
Time-and-Materials Pricing	xx.xx	xx.xx	xx.xx	xx.xx	xx.xx	xx.xx	xx.xx	xx.xx
Usage-Based Fees	xx.xx	xx.xx	xx.xx	xx.xx	xx.xx	xx.xx	xx.xx	xx.xx
Total	**xx.xx**	**xx.xx**	**xx.xx**	**xx.xx**	**xx.xx**	**xx.xx**	**xx.xx**	**xx.xx**

Table 362. GCC Medical Imaging Equipment Maintenance Services Market Size, by Vendor Scope, 2017-2040 (USD Million)

Vendor Scope	2017	2024	2025	2026	2027	2032	2040	CAGR (%)
Multi-Vendor Coverage	xx.xx	xx.xx	xx.xx	xx.xx	xx.xx	xx.xx	xx.xx	xx.xx
Single-Vendor Coverage	xx.xx	xx.xx	xx.xx	xx.xx	xx.xx	xx.xx	xx.xx	xx.xx
Total	**xx.xx**	**xx.xx**	**xx.xx**	**xx.xx**	**xx.xx**	**xx.xx**	**xx.xx**	**xx.xx**

Table 363. GCC Medical Imaging Equipment Maintenance Services Market Size, by Equipment Support Lifecycle, 2017-2040 (USD Million)

Equipment Support Lifecycle	2017	2024	2025	2026	2027	2032	2040	CAGR (%)
Beyond Manufacturer Support	xx.xx	xx.xx	xx.xx	xx.xx	xx.xx	xx.xx	xx.xx	xx.xx
Within Manufacturer Support	xx.xx	xx.xx	xx.xx	xx.xx	xx.xx	xx.xx	xx.xx	xx.xx
Total	**xx.xx**	**xx.xx**	**xx.xx**	**xx.xx**	**xx.xx**	**xx.xx**	**xx.xx**	**xx.xx**

Sources & Evidence

1. GE HealthCare Technologies Inc. - 2025 Form 10-K
   - Evidence informing the 2023 market-value input; displayed series and growth include calculations: Reported services revenue of USD xx.xx supplies a historical commercial-activity proxy; it is broader than imaging maintenance.
   - Evidence informing the 2024 market-value input; displayed series and growth include calculations: Reported services revenue of USD xx.xx supplies the comparable historical proxy.
2. GE HealthCare Technologies Inc. - 2022 Form 10-K
   - Evidence informing the 2020 market-value input; displayed series and growth include calculations: Services revenue of USD xx.xx anchors the high-cost equipment cohort's historical activity index.
   - Evidence informing the 2021 market-value input; displayed series and growth include calculations: Services revenue of USD xx.xx supplies the comparable activity index.
   - Evidence informing the 2022 market-value input; displayed series and growth include calculations: Services revenue of USD xx.xx supplies the activity index. The filing attributes the services decline primarily to unfavorable currency effects.
3. Health at a Glance 2025 - Diagnostic Technologies
   - Evidence informing the 2032 market-value input; displayed series and growth include calculations: Long-run increases in imaging activity support continued equipment demand; examination volumes are not substituted for maintenance revenue.
   - Evidence informing the 2040 market-value input; displayed series and growth include calculations: The observed country variation and incomplete coverage constrain long-run stock-growth assumptions and prohibit uniform worldwide density extrapolation.
4. OnWatch Predict
   - Evidence informing the 2032 market-value input; displayed series and growth include calculations: Conditional reported benefits support considering a service-efficiency counterforce, not applying downtime reductions directly to service revenue.
   - Evidence informing the 2040 market-value input; displayed series and growth include calculations: The offering supports retaining human and component fulfillment costs in the long-run forecast; it does not establish autonomous servicing or engineer replacement.

5. Unite In-House Service Solutions
   - Evidence informing the 2032 market-value input; displayed series and growth include calculations: The retained-labor boundary supports the modeled purchased-scope counterforce, without measuring future adoption.
   - Evidence informing the 2040 market-value input; displayed series and growth include calculations: The offering supports maintaining a distinction between installed equipment obligations and externally purchased service expenditure.
   - Evidence informing base-year allocation inputs; displayed values and growth are calculated: The offering excludes included onsite and planned-maintenance labor, supporting retained-work and purchased-payment distinctions, not observed adoption. ([gehealthcare.com](https://www.gehealthcare.com/en/services/unite-in-house))
   - Evidence informing forecast-year allocation inputs; displayed values and growth are calculated: The offering excludes included onsite and planned-maintenance labor, supporting retained-work and purchased-payment distinctions, not observed adoption. ([gehealthcare.com](https://www.gehealthcare.com/en/services/unite-in-house))
   - Evidence informing base-year allocation inputs; displayed values and growth are calculated: The published xx.xx% remote fix rate is a case-resolution observation, not remote-only revenue. Separately billed on-site labor supports the responsibility distinction.
   - Evidence informing forecast-year allocation inputs; displayed values and growth are calculated: The published xx.xx% remote fix rate is a case-resolution observation, not remote-only revenue. Separately billed on-site labor supports the responsibility distinction.
   - Evidence informing base-year allocation inputs; displayed values and growth are calculated: Excluded on-site and planned-maintenance labor prevents interpreting every remote-support plan as inclusive integrated fulfillment.
   - Evidence informing forecast-year allocation inputs; displayed values and growth are calculated: Excluded on-site and planned-maintenance labor prevents interpreting every remote-support plan as inclusive integrated fulfillment.
   - Evidence informing base-year allocation inputs; displayed values and growth are calculated: Periodic support with additional billed labor or parts supports mixed payment components rather than universal fixed full coverage.
   - Evidence informing forecast-year allocation inputs; displayed values and growth are calculated: Periodic support with additional billed labor or parts supports mixed payment components rather than universal fixed full coverage.
   - Evidence informing base-year allocation inputs; displayed values and growth are calculated: Enterprise offerings covering GE HealthCare assets establish an own-brand agreement example without measuring its market penetration.
   - Evidence informing forecast-year allocation inputs; displayed values and growth are calculated: Enterprise offerings covering GE HealthCare assets establish an own-brand agreement example without measuring its market penetration.

6. Philips Standard Terms and Conditions of Service, Revision 23, April 2024
   - Evidence informing the 2032 market-value input; displayed series and growth include calculations: Published lifecycle terms condition post-End-of-Life repair on parts and trained-personnel availability and remove the earlier uptime guarantee. These constrain assumed indefinite support extension.
   - Evidence informing the 2040 market-value input; displayed series and growth include calculations: The lifecycle conditions support including retirement and support limitations in long-run growth assumptions, but do not establish a dated global withdrawal event.
   - Evidence informing base-year allocation inputs; displayed values and growth are calculated: Post-End-of-Life obligations change materially, supporting a declared-support endpoint rather than an automatic equipment-age threshold.
   - Evidence informing forecast-year allocation inputs; displayed values and growth are calculated: Post-End-of-Life obligations change materially, supporting a declared-support endpoint rather than an automatic equipment-age threshold.
   - Evidence informing base-year allocation inputs; displayed values and growth are calculated: Post-endpoint repair depends on parts and trained-personnel availability without the earlier uptime guarantee; continuing service is conditional, not indefinite.
   - Evidence informing forecast-year allocation inputs; displayed values and growth are calculated: Post-endpoint repair depends on parts and trained-personnel availability without the earlier uptime guarantee; continuing service is conditional, not indefinite.

7. RadNet, Inc. - 2025 Form 10-K
   - Evidence informing base-year allocation inputs; displayed values and growth are calculated: The disclosed X-ray fleet provides a buyer-footprint check, not global maintenance revenue. ([sec.gov](https://www.sec.gov/Archives/edgar/data/xx.xx/xx.xx/rdnt-xx.xx.htm))
   - Evidence informing forecast-year allocation inputs; displayed values and growth are calculated: The disclosed X-ray fleet provides a buyer-footprint check, not global maintenance revenue. ([sec.gov](https://www.sec.gov/Archives/edgar/data/xx.xx/xx.xx/rdnt-xx.xx.htm))
   - Evidence informing base-year allocation inputs; displayed values and growth are calculated: The disclosed fluoroscopy fleet constrains the outpatient comparator's scope. ([sec.gov](https://www.sec.gov/Archives/edgar/data/xx.xx/xx.xx/rdnt-xx.xx.htm))
   - Evidence informing forecast-year allocation inputs; displayed values and growth are calculated: The disclosed fluoroscopy fleet constrains the outpatient comparator's scope. ([sec.gov](https://www.sec.gov/Archives/edgar/data/xx.xx/xx.xx/rdnt-xx.xx.htm))
   - Evidence informing base-year allocation inputs; displayed values and growth are calculated: CT fleet changes provide an independent relative-activity check. ([sec.gov](https://www.sec.gov/Archives/edgar/data/xx.xx/xx.xx/rdnt-xx.xx.htm))
   - Evidence informing forecast-year allocation inputs; displayed values and growth are calculated: CT fleet changes provide an independent relative-activity check. ([sec.gov](https://www.sec.gov/Archives/edgar/data/xx.xx/xx.xx/rdnt-xx.xx.htm))
   - Evidence informing base-year allocation inputs; displayed values and growth are calculated: MRI fleet changes inform a restrained relative-growth assumption. ([sec.gov](https://www.sec.gov/Archives/edgar/data/xx.xx/xx.xx/rdnt-xx.xx.htm))
   - Evidence informing forecast-year allocation inputs; displayed values and growth are calculated: MRI fleet changes inform a restrained relative-growth assumption. ([sec.gov](https://www.sec.gov/Archives/edgar/data/xx.xx/xx.xx/rdnt-xx.xx.htm))
   - Evidence informing base-year allocation inputs; displayed values and growth are calculated: Ultrasound fleet disclosure supplies a commercial-stock comparator. ([sec.gov](https://www.sec.gov/Archives/edgar/data/xx.xx/xx.xx/rdnt-xx.xx.htm))
   - Evidence informing forecast-year allocation inputs; displayed values and growth are calculated: Ultrasound fleet disclosure supplies a commercial-stock comparator. ([sec.gov](https://www.sec.gov/Archives/edgar/data/xx.xx/xx.xx/rdnt-xx.xx.htm))
   - Evidence informing base-year allocation inputs; displayed values and growth are calculated: Mammography fleet disclosure supplies a commercial-stock comparator. ([sec.gov](https://www.sec.gov/Archives/edgar/data/xx.xx/xx.xx/rdnt-xx.xx.htm))
   - Evidence informing forecast-year allocation inputs; displayed values and growth are calculated: Mammography fleet disclosure supplies a commercial-stock comparator. ([sec.gov](https://www.sec.gov/Archives/edgar/data/xx.xx/xx.xx/rdnt-xx.xx.htm))
   - Evidence informing base-year allocation inputs; displayed values and growth are calculated: PET/CT fleet growth provides a differentiated adoption comparator. ([sec.gov](https://www.sec.gov/Archives/edgar/data/xx.xx/xx.xx/rdnt-xx.xx.htm))
   - Evidence informing forecast-year allocation inputs; displayed values and growth are calculated: PET/CT fleet growth provides a differentiated adoption comparator. ([sec.gov](https://www.sec.gov/Archives/edgar/data/xx.xx/xx.xx/rdnt-xx.xx.htm))
   - Evidence informing base-year allocation inputs; displayed values and growth are calculated: Manufacturer service arrangements corroborate buyer-side participation, without a spending split. ([sec.gov](https://www.sec.gov/Archives/edgar/data/xx.xx/xx.xx/rdnt-xx.xx.htm))
   - Evidence informing forecast-year allocation inputs; displayed values and growth are calculated: Manufacturer service arrangements corroborate buyer-side participation, without a spending split. ([sec.gov](https://www.sec.gov/Archives/edgar/data/xx.xx/xx.xx/rdnt-xx.xx.htm))
   - Evidence informing base-year allocation inputs; displayed values and growth are calculated: The operator reports external manufacturer-service arrangements and modality fleets. Applying inherited fees produces a modeled fleet-activity index, not observed maintenance expense.
   - Evidence informing forecast-year allocation inputs; displayed values and growth are calculated: The operator reports external manufacturer-service arrangements and modality fleets. Applying inherited fees produces a modeled fleet-activity index, not observed maintenance expense.
   - Evidence informing base-year allocation inputs; displayed values and growth are calculated: The disclosed outpatient fleet is counterevidence against treating hospital-heavy national samples as universal buyer distributions.
   - Evidence informing forecast-year allocation inputs; displayed values and growth are calculated: The disclosed

8. Contracting in Medical Equipment Maintenance Services: An Empirical Investigation
   - Evidence informing base-year allocation inputs; displayed values and growth are calculated: The historical scanner dataset supplies observed plan-selection proportions, not current global value shares. ([business.columbia.edu](https://business.columbia.edu/sites/default/files-efs/pubfiles/xx.xx/besbes_contracting.pdf))
   - Evidence informing forecast-year allocation inputs; displayed values and growth are calculated: The historical scanner dataset supplies observed plan-selection proportions, not current global value shares. ([business.columbia.edu](https://business.columbia.edu/sites/default/files-efs/pubfiles/xx.xx/besbes_contracting.pdf))
   - Evidence informing base-year allocation inputs; displayed values and growth are calculated: Basic and partial plans constrain the narrower-standing-coverage model. ([business.columbia.edu](https://business.columbia.edu/sites/default/files-efs/pubfiles/xx.xx/besbes_contracting.pdf))
   - Evidence informing forecast-year allocation inputs; displayed values and growth are calculated: Basic and partial plans constrain the narrower-standing-coverage model. ([business.columbia.edu](https://business.columbia.edu/sites/default/files-efs/pubfiles/xx.xx/besbes_contracting.pdf))
   - Evidence informing base-year allocation inputs; displayed values and growth are calculated: Preventive obligations coexist with differing repair coverage or charging in the studied plans. ([business.columbia.edu](https://business.columbia.edu/sites/default/files-efs/pubfiles/xx.xx/besbes_contracting.pdf))
   - Evidence informing forecast-year allocation inputs; displayed values and growth are calculated: Preventive obligations coexist with differing repair coverage or charging in the studied plans. ([business.columbia.edu](https://business.columbia.edu/sites/default/files-efs/pubfiles/xx.xx/besbes_contracting.pdf))
   - Evidence informing base-year allocation inputs; displayed values and growth are calculated: Historical full-protection selection supplies a purchasing primitive, converted from plan counts to value using an explicit relative-spending assumption.
   - Evidence informing forecast-year allocation inputs; displayed values and growth are calculated: Historical full-protection selection supplies a purchasing primitive, converted from plan counts to value using an explicit relative-spending assumption.
   - Evidence informing base-year allocation inputs; displayed values and growth are calculated: Basic and partial plans contain annual fees plus variable charges, supporting Hybrid Pricing and preventing misclassification as pure time-and-materials.
   - Evidence informing forecast-year allocation inputs; displayed values and growth are calculated: Basic and partial plans contain annual fees plus variable charges, supporting Hybrid Pricing and preventing misclassification as pure time-and-materials.
   - Evidence informing base-year allocation inputs; displayed values and growth are calculated: The study's time-and-materials label includes an annual fee; it constrains exclusions from the pure no-retainer numerator rather than observing that category's current share.
   - Evidence informing forecast-year allocation inputs; displayed values and growth are calculated: The study's time-and-materials label includes an annual fee; it constrains exclusions from the pure no-retainer numerator rather than observing that category's current share.

9. Appendix 3: Framework Agreement Specification-Maintenance, Repair and Calibration of Medical Equipment

- Evidence informing base-year allocation inputs; displayed values and growth are calculated: Comprehensive procurement coverage combines scheduled maintenance and repairs. ([sccl.nhs.uk](https://www.sccl.nhs.uk/wp-content/uploads/2023/xx.xx/Maintenance-Appendix-xx.xx-Framework-Specification.pdf))
- Evidence informing forecast-year allocation inputs; displayed values and growth are calculated: Comprehensive procurement coverage combines scheduled maintenance and repairs. ([sccl.nhs.uk](https://www.sccl.nhs.uk/wp-content/uploads/2023/xx.xx/Maintenance-Appendix-xx.xx-Framework-Specification.pdf))
- Evidence informing base-year allocation inputs; displayed values and growth are calculated: Comprehensive cover and case-specific component treatment support obligation-based classification. ([sccl.nhs.uk](https://www.sccl.nhs.uk/wp-content/uploads/2023/xx.xx/Maintenance-Appendix-xx.xx-Framework-Specification.pdf))
- Evidence informing forecast-year allocation inputs; displayed values and growth are calculated: Comprehensive cover and case-specific component treatment support obligation-based classification. ([sccl.nhs.uk](https://www.sccl.nhs.uk/wp-content/uploads/2023/xx.xx/Maintenance-Appendix-xx.xx-Framework-Specification.pdf))
- Evidence informing base-year allocation inputs; displayed values and growth are calculated: Preventive-only, labor-only and component-limited options establish narrower standing obligations. ([sccl.nhs.uk](https://www.sccl.nhs.uk/wp-content/uploads/2023/xx.xx/Maintenance-Appendix-xx.xx-Framework-Specification.pdf))
- Evidence informing forecast-year allocation inputs; displayed values and growth are calculated: Preventive-only, labor-only and component-limited options establish narrower standing obligations. ([sccl.nhs.uk](https://www.sccl.nhs.uk/wp-content/uploads/2023/xx.xx/Maintenance-Appendix-xx.xx-Framework-Specification.pdf))
- Evidence informing base-year allocation inputs; displayed values and growth are calculated: Collaborative cover explicitly divides work between buyer and supplier. ([sccl.nhs.uk](https://www.sccl.nhs.uk/wp-content/uploads/2023/xx.xx/Maintenance-Appendix-xx.xx-Framework-Specification.pdf))
- Evidence informing forecast-year allocation inputs; displayed values and growth are calculated: Collaborative cover explicitly divides work between buyer and supplier. ([sccl.nhs.uk](https://www.sccl.nhs.uk/wp-content/uploads/2023/xx.xx/Maintenance-Appendix-xx.xx-Framework-Specification.pdf))

10. What's Included in Preventative Maintenance?

- Evidence informing base-year allocation inputs; displayed values and growth are calculated: Published PM-only monthly prices provide annualized narrow-service monetary anchors; they are not full-contract prices. ([blockimaging.com](https://www.blockimaging.com/blog/bid/xx.xx/what-s-included-in-imaging-equipment-preventative-maintenance-really))
- Evidence informing forecast-year allocation inputs; displayed values and growth are calculated: Published PM-only monthly prices provide annualized narrow-service monetary anchors; they are not full-contract prices. ([blockimaging.com](https://www.blockimaging.com/blog/bid/xx.xx/what-s-included-in-imaging-equipment-preventative-maintenance-really))
- Evidence informing base-year allocation inputs; displayed values and growth are calculated: Separately offered PM-only pricing constrains the relative-payment assumption for narrower coverage. ([blockimaging.com](https://www.blockimaging.com/blog/bid/xx.xx/what-s-included-in-imaging-equipment-preventative-maintenance-really))
- Evidence informing forecast-year allocation inputs; displayed values and growth are calculated: Separately offered PM-only pricing constrains the relative-payment assumption for narrower coverage. ([blockimaging.com](https://www.blockimaging.com/blog/bid/xx.xx/what-s-included-in-imaging-equipment-preventative-maintenance-really))

11. X-ray equipment performance surveys
    - Evidence informing base-year allocation inputs; displayed values and growth are calculated: A public healthcare provider separately offers equipment-performance surveys, corroborating an assessment deliverable without measuring its market share. ([uhb.nhs.uk](https://www.uhb.nhs.uk/services/radiation-protection/x-ray-equipment-performance-surveys/))
    - Evidence informing forecast-year allocation inputs; displayed values and growth are calculated: A public healthcare provider separately offers equipment-performance surveys, corroborating an assessment deliverable without measuring its market share. ([uhb.nhs.uk](https://www.uhb.nhs.uk/services/radiation-protection/x-ray-equipment-performance-surveys/))
12. High-Tech Medical Equipment: VA Has Opportunities to Improve Its Acquisition of Maintenance Services
    - Evidence informing base-year allocation inputs; displayed values and growth are calculated: Procurement-selected imaging service obligations and access constraints provide an OEM-retention counterweight, not a global maintenance share. ([gao.gov](https://www.gao.gov/assets/gao-xx.xx-xx.xx.pdf))
    - Evidence informing forecast-year allocation inputs; displayed values and growth are calculated: Procurement-selected imaging service obligations and access constraints provide an OEM-retention counterweight, not a global maintenance share. ([gao.gov](https://www.gao.gov/assets/gao-xx.xx-xx.xx.pdf))
    - Evidence informing base-year allocation inputs; displayed values and growth are calculated: Bounded third-party access-delay examples qualify frictionless substitution assumptions without establishing universal unsuitability. ([gao.gov](https://www.gao.gov/assets/gao-xx.xx-xx.xx.pdf))
    - Evidence informing forecast-year allocation inputs; displayed values and growth are calculated: Bounded third-party access-delay examples qualify frictionless substitution assumptions without establishing universal unsuitability. ([gao.gov](https://www.gao.gov/assets/gao-xx.xx-xx.xx.pdf))
    - Evidence informing base-year allocation inputs; displayed values and growth are calculated: Inspected route counts include xx.xx standalone contracts; the selected federal sample is adjusted rather than treated as Global spending prevalence.
    - Evidence informing forecast-year allocation inputs; displayed values and growth are calculated: Inspected route counts include xx.xx standalone contracts; the selected federal sample is adjusted rather than treated as Global spending prevalence.
    - Evidence informing base-year allocation inputs; displayed values and growth are calculated: Forty-two HTME and four Federal Supply Schedule orders supply the identifiable agreement-order count for a modeled relative-value bridge.
    - Evidence informing forecast-year allocation inputs; displayed values and growth are calculated: Forty-two HTME and four Federal Supply Schedule orders supply the identifiable agreement-order count for a modeled relative-value bridge.
13. Transcript: Final Guidance: Remanufacturing of Medical Devices, September 10, 2024
    - Evidence informing base-year allocation inputs; displayed values and growth are calculated: Manufacturer and third-party servicing roles depend on the particular device, supporting asset-specific attribution. ([fda.gov](https://www.fda.gov/media/xx.xx/download?attachment=))
    - Evidence informing forecast-year allocation inputs; displayed values and growth are calculated: Manufacturer and third-party servicing roles depend on the particular device, supporting asset-specific attribution. ([fda.gov](https://www.fda.gov/media/xx.xx/download?attachment=))
    - Evidence informing base-year allocation inputs; displayed values and growth are calculated: An OEM can service another entity's device as a third-party servicer. ([fda.gov](https://www.fda.gov/media/xx.xx/download?attachment=))
    - Evidence informing forecast-year allocation inputs; displayed values and growth are calculated: An OEM can service another entity's device as a third-party servicer. ([fda.gov](https://www.fda.gov/media/xx.xx/download?attachment=))

14. Multi-vendor services

- Evidence informing base-year allocation inputs; displayed values and growth are calculated: The advertised Philips and non-Philips service scope demonstrates why corporate identity alone cannot establish OEM attribution.
([usa.philips.com](https://www.usa.philips.com/healthcare/service/healthcare-multi-vendor-services))
- Evidence informing forecast-year allocation inputs; displayed values and growth are calculated: The advertised Philips and non-Philips service scope demonstrates why corporate identity alone cannot establish OEM attribution.
([usa.philips.com](https://www.usa.philips.com/healthcare/service/healthcare-multi-vendor-services))
- Evidence informing base-year allocation inputs; displayed values and growth are calculated: Non-Philips equipment servicing establishes a commercial cross-manufacturer role, not its revenue proportion.
([usa.philips.com](https://www.usa.philips.com/healthcare/service/healthcare-multi-vendor-services))
- Evidence informing forecast-year allocation inputs; displayed values and growth are calculated: Non-Philips equipment servicing establishes a commercial cross-manufacturer role, not its revenue proportion.
([usa.philips.com](https://www.usa.philips.com/healthcare/service/healthcare-multi-vendor-services))
- Evidence informing base-year allocation inputs; displayed values and growth are calculated: Consolidated support for Philips and non-Philips equipment establishes agreement-level multi-vendor coverage; staffing scale and parts access do not measure penetration.
- Evidence informing forecast-year allocation inputs; displayed values and growth are calculated: Consolidated support for Philips and non-Philips equipment establishes agreement-level multi-vendor coverage; staffing scale and parts access do not measure penetration.

15. San Bernardino County - File 11902: Asset Management Agreement with Renovo Solutions LLC for Maintenance Services

- Evidence informing base-year allocation inputs; displayed values and growth are calculated: The approved 2025 three-year, xx.xx-asset agreement supplies a monetary third-party purchasing counterexample; approved value is not realized annual revenue.
([sanbernardino.legistar.com](https://sanbernardino.legistar.com/LegislationDetail.aspx?GUID=06EA5122-33FD-472E-B939-A8FA6E015FEB&ID=xx.xx&Options=&Search=))
- Evidence informing forecast-year allocation inputs; displayed values and growth are calculated: The approved 2025 three-year, xx.xx-asset agreement supplies a monetary third-party purchasing counterexample; approved value is not realized annual revenue.
([sanbernardino.legistar.com](https://sanbernardino.legistar.com/LegislationDetail.aspx?GUID=06EA5122-33FD-472E-B939-A8FA6E015FEB&ID=xx.xx&Options=&Search=))
- Evidence informing base-year allocation inputs; displayed values and growth are calculated: The public agreement combines scheduled maintenance, repairs and parts, supporting combined purchased obligations.
([sanbernardino.legistar.com](https://sanbernardino.legistar.com/LegislationDetail.aspx?GUID=06EA5122-33FD-472E-B939-A8FA6E015FEB&ID=xx.xx&Options=&Search=))
- Evidence informing forecast-year allocation inputs; displayed values and growth are calculated: The public agreement combines scheduled maintenance, repairs and parts, supporting combined purchased obligations.
([sanbernardino.legistar.com](https://sanbernardino.legistar.com/LegislationDetail.aspx?GUID=06EA5122-33FD-472E-B939-A8FA6E015FEB&ID=xx.xx&Options=&Search=))

16. Radiation Protection in Newer Medical Imaging Techniques: PET/CT - Safety Reports Series No. 58

- Evidence informing forecast-year allocation inputs; displayed values and growth are calculated: The 2008 commercial equipment-sales discussion supports historical standalone-to-hybrid substitution, not a current maintenance share or retirement rate.
([www-pub.iaea.org](https://www-pub.iaea.org/MTCD/Publications/PDF/pub1343_web.pdf))
- Evidence informing forecast-year allocation inputs; displayed values and growth are calculated: Historical PET/CT equipment adoption supplies a directional substitution premise, not contemporary service revenue.
([www-pub.iaea.org](https://www-pub.iaea.org/MTCD/Publications/PDF/pub1343_web.pdf))

17. Nexaris-At the nexus of treatment innovation

    · Evidence informing base-year allocation inputs; displayed values and growth are calculated: Named Angio-CT and Angio-MR-CT offerings corroborate integrated interventional configurations, not their maintenance terms, installed count or revenue.
    ([siemens-healthineers.com](https://www.siemens-healthineers.com/angio/nexaris-therapy-suites))

    · Evidence informing forecast-year allocation inputs; displayed values and growth are calculated: Named Angio-CT and Angio-MR-CT offerings corroborate integrated interventional configurations, not their maintenance terms, installed count or revenue.
    ([siemens-healthineers.com](https://www.siemens-healthineers.com/angio/nexaris-therapy-suites))

18. Development of Applications for the Elmammo Avant Class Dedicated Breast PET System

    · Evidence informing base-year allocation inputs; displayed values and growth are calculated: Ten dedicated-PET installations reported by August 2017 establish dated niche commercial activity, not current worldwide stock.
    ([shimadzu.com](https://www.shimadzu.com/about/magazine/tec_news/srv74_12/report08.html))

    · Evidence informing forecast-year allocation inputs; displayed values and growth are calculated: Ten dedicated-PET installations reported by August 2017 establish dated niche commercial activity, not current worldwide stock.
    ([shimadzu.com](https://www.shimadzu.com/about/magazine/tec_news/srv74_12/report08.html))

19. Release of High-Resolution PET System PositView Utilizing High Resolution to Support Research and Development into Diagnosis and Early Treatment for Dementia

    · Evidence informing base-year allocation inputs; displayed values and growth are calculated: The July xx.xx 2025 U.S. marketing announcement provides counterevidence to treating all standalone PET activity as declining legacy systems; maintenance adoption remains unmeasured.
    ([shimadzu-usa.com](https://www.shimadzu-usa.com/news/2025/2025jul25.html))

    · Evidence informing forecast-year allocation inputs; displayed values and growth are calculated: The July xx.xx 2025 U.S. marketing announcement provides counterevidence to treating all standalone PET activity as declining legacy systems; maintenance adoption remains unmeasured.
    ([shimadzu-usa.com](https://www.shimadzu-usa.com/news/2025/2025jul25.html))

20. DIrectory of RAdiotherapy Centres (DIRAC)

    · Evidence informing base-year allocation inputs; displayed values and growth are calculated: Current registry footprint exceeds xx.xx radiotherapy centres; this constrains the assumed treatment-planning customer pool but does not report 2025 simulator stocks or maintenance revenue.

    · Evidence informing forecast-year allocation inputs; displayed values and growth are calculated: Current registry footprint exceeds xx.xx radiotherapy centres; this constrains the assumed treatment-planning customer pool but does not report 2025 simulator stocks or maintenance revenue.

21. Maintenance of the Somatom Definition AS CT simulator from Siemens

    · Evidence informing forecast-year allocation inputs; displayed values and growth are calculated: CT-simulator maintenance was awarded September xx.xx 2026 for EUR xx.xx. Unknown contract duration prevents conversion into annual spending; the award supports a distinct purchased planning-asset obligation.

22. Canadian Medical Imaging Inventory 2022-2023: Provincial and Territorial Overview
    - Evidence informing base-year allocation inputs; displayed values and growth are calculated: Reported hospital and private-facility site types constrain buyer attribution, with explicit regional and classification limitations.
    - Evidence informing forecast-year allocation inputs; displayed values and growth are calculated: Reported hospital and private-facility site types constrain buyer attribution, with explicit regional and classification limitations.
    - Evidence informing base-year allocation inputs; displayed values and growth are calculated: Private-site participation supplies an outpatient calibration lead; private ownership is not equated automatically with imaging-centre status.
    - Evidence informing forecast-year allocation inputs; displayed values and growth are calculated: Private-site participation supplies an outpatient calibration lead; private ownership is not equated automatically with imaging-centre status.
    - Evidence informing base-year allocation inputs; displayed values and growth are calculated: Modality-specific 2022-2023 age distributions supply observed inputs to the explicitly assumed age-to-support-endpoint bridge.
    - Evidence informing forecast-year allocation inputs; displayed values and growth are calculated: Modality-specific 2022-2023 age distributions supply observed inputs to the explicitly assumed age-to-support-endpoint bridge.
    - Evidence informing base-year allocation inputs; displayed values and growth are calculated: Older-equipment distributions constrain the beyond-support model but do not directly measure manufacturer support withdrawal.
    - Evidence informing forecast-year allocation inputs; displayed values and growth are calculated: Older-equipment distributions constrain the beyond-support model but do not directly measure manufacturer support withdrawal.
23. MLN909060 - Independent Diagnostic Testing Facility, February 2026
    - Evidence informing forecast-year allocation inputs; displayed values and growth are calculated: Official mobile-IDTF distinctions separate clinical operators from equipment/personnel leasing and establish a maintenance responsibility, not an outsourcing percentage.
24. Maintenance service agreements
    - Evidence informing base-year allocation inputs; displayed values and growth are calculated: Approximately xx.xx% remotely resolved corrective cases constrain channel assumptions but cannot be substituted for remote-only spending.
    - Evidence informing forecast-year allocation inputs; displayed values and growth are calculated: Approximately xx.xx% remotely resolved corrective cases constrain channel assumptions but cannot be substituted for remote-only spending.
    - Evidence informing base-year allocation inputs; displayed values and growth are calculated: RightFit combines field and remote expertise under customizable agreements, supporting an inseparable integrated-obligation category.
    - Evidence informing forecast-year allocation inputs; displayed values and growth are calculated: RightFit combines field and remote expertise under customizable agreements, supporting an inseparable integrated-obligation category.
    - Evidence informing base-year allocation inputs; displayed values and growth are calculated: Field-engineer access remains part of the commercial offering; remote resolution does not eliminate purchased attendance obligations.
    - Evidence informing forecast-year allocation inputs; displayed values and growth are calculated: Field-engineer access remains part of the commercial offering; remote resolution does not eliminate purchased attendance obligations.

25. Portable Ultrasound Repair Depot
    - Evidence informing base-year allocation inputs; displayed values and growth are calculated: Accepted portable ultrasound systems are repaired at a service centre, supporting a system-level depot channel with eligibility and repaired-portion limits.
    - Evidence informing forecast-year allocation inputs; displayed values and growth are calculated: Accepted portable ultrasound systems are repaired at a service centre, supporting a system-level depot channel with eligibility and repaired-portion limits.
    - Evidence informing base-year allocation inputs; displayed values and growth are calculated: Flat-rate repair for eligible jobs establishes event-specific pricing, while excluded cases receive alternative quotations; adoption is not disclosed.
    - Evidence informing forecast-year allocation inputs; displayed values and growth are calculated: Flat-rate repair for eligible jobs establishes event-specific pricing, while excluded cases receive alternative quotations; adoption is not disclosed.
26. Managed Neutral Vendor Services
    - Evidence informing forecast-year allocation inputs; displayed values and growth are calculated: The managed framework runs January xx.xx 2026-January xx.xx 2030 and requires mini-competition. It supports route availability, not realized maintenance revenue or guaranteed continuation to 2032.
27. TruPay - GE HealthCare commercial brochure
    - Evidence informing base-year allocation inputs; displayed values and growth are calculated: The official brochure has a fixed first-xx.xx-patient price plus further usage slabs, supporting minimum-plus-variable classification when both components apply.
    - Evidence informing forecast-year allocation inputs; displayed values and growth are calculated: The official brochure has a fixed first-xx.xx-patient price plus further usage slabs, supporting minimum-plus-variable classification when both components apply.
    - Evidence informing base-year allocation inputs; displayed values and growth are calculated: The explicit minimum payment constrains the pure Usage-Based Fees numerator; a pay-per-use promotional label does not independently establish variable-only billing.
    - Evidence informing forecast-year allocation inputs; displayed values and growth are calculated: The explicit minimum payment constrains the pure Usage-Based Fees numerator; a pay-per-use promotional label does not independently establish variable-only billing.
28. Flexible Multi-Vendor Medical Imaging Equipment Service
    - Evidence informing base-year allocation inputs; displayed values and growth are calculated: A disclosed Time & Materials option supports a separate input-charged commercial route without reporting realized revenue or exact customer terms.
    - Evidence informing forecast-year allocation inputs; displayed values and growth are calculated: A disclosed Time & Materials option supports a separate input-charged commercial route without reporting realized revenue or exact customer terms.
    - Evidence informing base-year allocation inputs; displayed values and growth are calculated: Advertised post-OEM-support service corroborates continuing commercial participation beyond manufacturer support, but not universal model eligibility.
    - Evidence informing forecast-year allocation inputs; displayed values and growth are calculated: Advertised post-OEM-support service corroborates continuing commercial participation beyond manufacturer support, but not universal model eligibility.

20. Medical Imaging Equipment Maintenance Services Market, by Country

United States hospital purchasing must preserve the applicable maintenance obligation when changing providers. CMS guidance excludes imaging and radiologic equipment from the general flexibility available through alternative equipment management programs and requires manufacturer-recommended maintenance. ■■■■■■■■■ ■■■■■ ■■■■■■■■■■■■■■■ ■■ ■■■ ■■■ ■■■■ ■■■■■■■■■■ ■■■■■■■■■ ■■ ■■■■■■■■■■ ■■■■■■■■■■■ ■■■■ ■■■ ■■■■■■■■■■■■■■ ■■■■■■ ■■■■■■ ■■■■■■■ ■■■■■■■■ ■■■■■■■■ ■■■■■■■ ■■■ ■■■■■■■■■■■■■■ ■■■■■■■■■■ ■■■ ■■■■■■■■■ ■■■ ■■■■■■■■■■■ ■■■■■■■■■■ ■■■■■■■■■ ■■■■■■■■■■ ■■■ ■■■■■■ ■■■■■■ ■■■■■■■■■■■

Canada's cross-border dispatch route can depend on the original equipment-sale documentation. ■■■ ■■■■■ ■■■■■■■■■■■■■■■■ ■■■■■■■■ ■■■■■■■■ ■■■■■ ■■■■■■■■ ■■■■■ ■ ■■■■■ ■■■■■ ■■■■ ■■■■■■■■ ■■■ ■■■■■■■■ ■■■■■■■■■■■■■ ■■■■■■■■■ ■■ ■■■■■■■■ ■■■■■ ■ ■■■■■ ■■■■■■■■ ■■■■■■■■■■■■ ■■■■■■■■■ ■■■■■■ ■■■ ■■■■■■ ■■■■ ■ ■■■■■ ■■■■■■■■■■ ■■■■■■■■■■ ■■■■■■■■■■■■ ■■■■■■■■■■■■ ■■■■■ ■■■■ ■■■■■■ The buyer and supplier should verify the applicable entry basis before relying on visiting personnel; locally established delivery is an alternative when that particular route is unsuitable.

Brazil separates permitted outsourcing from the healthcare establishment's retained accountability. ■■■ ■■■■■■■■ ■■■■■■■ ■■■■■■■ ■■■■■■■■■■■■■■■■■■■■■■ ■■■■■■■■■■ ■■ ■■ ■■■■■■■■■■ ■■■■■■■ ■ ■■■■■■ ■■■■■■■■ ■■■■■ ■■■■■■■ ■■■■■■■■ ■■■ ■■■■ ■■■ ■■■■■■■■ ■■■ ■■■■■■■■■■■■■ ■■■■ ■■■■■■■■■■■■■■ ■■ ■■■ ■■■■■■■■ ■■■■■■■■■■ ■■■■■■■ ■■■■■■■■■■ ■■■■■■ ■■■■■■■ ■■■■■■■■■■■ ■■■■■■■■ ■■ ■■■ ■■■■■■■■■■■ ■■■ ■■■■■■■■■■■■■■■■ ■■■■■■■ ■■■ ■■■■■ ■■■■■■■■■■ ■■■■■■■■■■■■■■ A broader outsourced commitment can transfer specified work, but should not be purchased on the assumption that regulatory accountability transfers with it.

■■■■■■ ■■■■■■■ ■■■■■■■■■ ■■■■■■ ■■■■ ■■ ■■■■■■■■■■■■■ ■■■■ ■■ ■■■■■■ ■■■ ■■■■■■■■ ■■■■■■■■ ■■■■■■ ■■■■■■■■ ■■■■■■■■■■ ■■■■■■■■ ■■■■ ■■■■■■■■ ■■ ■■■■■ ■■ ■■■■■■■■ ■■ ■■■■■■ ■■■■■■■■ ■■■■■■■■■■■■ ■■■ ■■■■■■■■■■■■■■■ ■■■ ■■■■■■■■ ■■■■■■■■■■■■■■■■■■ A maintenance specialist should establish prime eligibility or an expressly accepted subcontracting role for the actual requirement. A managed lead can centralize the buyer interface, while the specialist retains less control over the contracting relationship; neither admission nor a relationship with a lead establishes awarded work.

■■■■■■■ ■■■ ■■■■■ ■■■■■■■ ■■■■■■■■■ ■■■■■■■■■■■■■■■■■■■■■■ ■■■■■■■ ■■■■■■■■■ ■■■■■■■■ ■■■■■■■■■■ ■■■■ ■■■■■■■■■■■ ■■■■■■■■■■■■ ■■ ■■■■■■■■■■■■■■■ ■■■■■■■■■■■■■ ■■■■■■■■■■■■ ■■■■■■■ ■■■■■■■■■ ■■■■■■■■■■■■■■■■ ■■■■■■■■ ■■■■■■■■■■ ■ ■■■■■■■■■■■■■■■ ■■■■■■■ ■■ ■■■■■■■■■ ■■■ ■■■■■■■■■■■ ■■■■■■■■■■■■■■ ■■■■■■ ■■ ■ ■■■■■■■■■ Suppliers should identify the qualified German delivery personnel and the appropriately licensed Japanese repair entity rather than assume that one international

accreditation satisfies both conditions. The comparison concerns maintenance appointments and repair-business eligibility, not a claim that every inspection is legally equivalent to repair.

[illegible] A multi-vendor entrant should verify its current authorization and equipment scope before accepting work. A published licensing framework does not establish that a particular supplier holds an active, sufficient license.

South Africa provides an inspectable example of buyer-specific maintenance competition. [illegible] Suppliers assessing the relationship should obtain the applicable award, order, and covered-asset scope before treating participation as executable work; a provincial record does not establish a national service agreement.

[illegible] A consolidated bid is appropriate only where the purchasing scope includes the proposed modalities and delivery responsibilities. The program's multi-equipment character makes the covered inventory and current competition essential checks before committing an imaging-specific capability.

Australia's Diagnostic Imaging Accreditation Scheme makes equipment-appropriate service qualifications and documentary delivery important to provider selection. Its requirements include recognized training appropriate to the equipment and applicable radiation-use licensing in the servicing jurisdiction. [illegible]

Singapore expressly conditions a particular overseas repair-return route. HSA permits unregistered devices pre-owned by a local facility to return after overseas maintenance or repair solely to their original local owner, with the import and supply undertaken by a licensed importer and wholesaler. [illegible]

Figure 34. Global Medical Imaging Equipment Maintenance Services Market Size, by Country, 2025 vs 2032 (%)

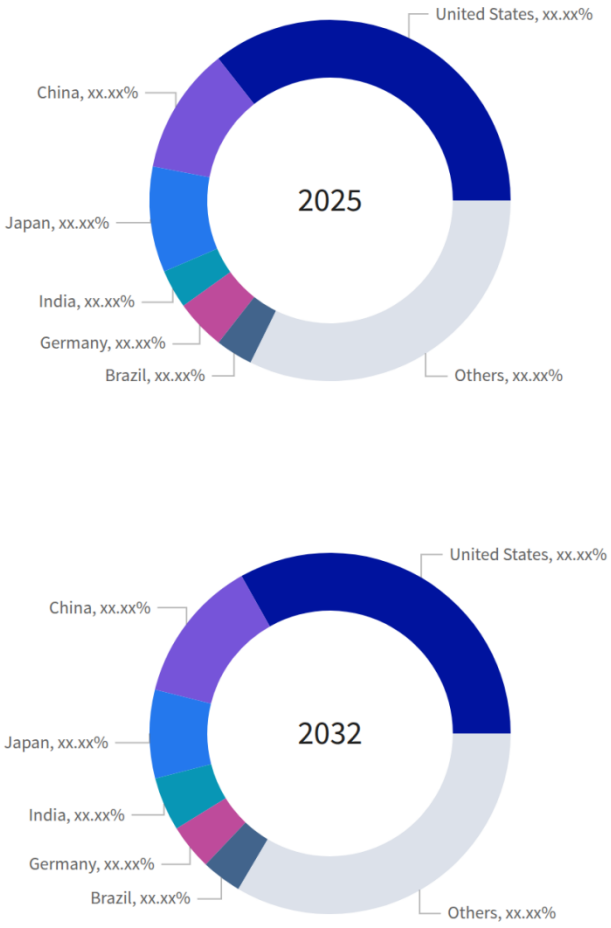

Figure 35. Global Medical Imaging Equipment Maintenance Services Market Size, by Country, 2025 vs 2026 vs 2032

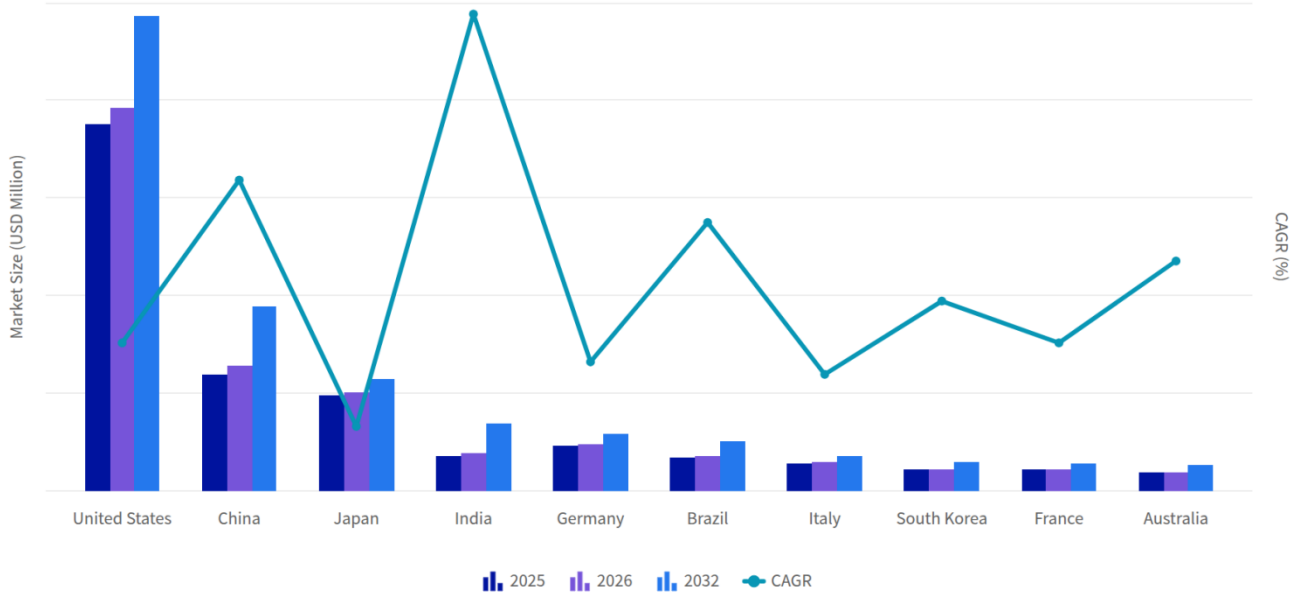

Table 364. Global Medical Imaging Equipment Maintenance Services Market, by Country growth contribution, 2025-2032

Category	2025 value (USD Million)	2032 value (USD Million)	Added value (USD Million)	2025 share (%)	2032 share (%)	Change (pp)	Growth share (%)	CAGR (%)
Australia	xx.xx	xx.xx	xx.xx	xx.xx	xx.xx	xx.xx	xx.xx	xx.xx
Brazil	xx.xx	xx.xx	xx.xx	xx.xx	xx.xx	xx.xx	xx.xx	xx.xx
Canada	xx.xx	xx.xx	xx.xx	xx.xx	xx.xx	xx.xx	xx.xx	xx.xx
China	xx.xx	xx.xx	xx.xx	xx.xx	xx.xx	xx.xx	xx.xx	xx.xx
France	xx.xx	xx.xx	xx.xx	xx.xx	xx.xx	xx.xx	xx.xx	xx.xx
Germany	xx.xx	xx.xx	xx.xx	xx.xx	xx.xx	xx.xx	xx.xx	xx.xx
India	xx.xx	xx.xx	xx.xx	xx.xx	xx.xx	xx.xx	xx.xx	xx.xx
Italy	xx.xx	xx.xx	xx.xx	xx.xx	xx.xx	xx.xx	xx.xx	xx.xx
Japan	xx.xx	xx.xx	xx.xx	xx.xx	xx.xx	xx.xx	xx.xx	xx.xx
Mexico	xx.xx	xx.xx	xx.xx	xx.xx	xx.xx	xx.xx	xx.xx	xx.xx
Russia	xx.xx	xx.xx	xx.xx	xx.xx	xx.xx	xx.xx	xx.xx	xx.xx
South Korea	xx.xx	xx.xx	xx.xx	xx.xx	xx.xx	xx.xx	xx.xx	xx.xx
Spain	xx.xx	xx.xx	xx.xx	xx.xx	xx.xx	xx.xx	xx.xx	xx.xx
Unallocated / remaining scope	xx.xx	xx.xx	xx.xx	xx.xx	xx.xx	xx.xx	xx.xx	xx.xx
United Kingdom	xx.xx	xx.xx	xx.xx	xx.xx	xx.xx	xx.xx	xx.xx	xx.xx
United States	xx.xx	xx.xx	xx.xx	xx.xx	xx.xx	xx.xx	xx.xx	xx.xx
Scope total	**xx.xx**	**xx.xx**	**xx.xx**	**xx.xx**	**xx.xx**	**xx.xx**	**xx.xx**	**xx.xx**

Table 365. Global Medical Imaging Equipment Maintenance Services Market Size, by Country, 2017-2040 (USD Million)

Country	2017	2024	2025	2026	2027	2032	2040	CAGR (%)
Australia	xx.xx	xx.xx	xx.xx	xx.xx	xx.xx	xx.xx	xx.xx	xx.xx
Brazil	xx.xx	xx.xx	xx.xx	xx.xx	xx.xx	xx.xx	xx.xx	xx.xx
Canada	xx.xx	xx.xx	xx.xx	xx.xx	xx.xx	xx.xx	xx.xx	xx.xx
China	xx.xx	xx.xx	xx.xx	xx.xx	xx.xx	xx.xx	xx.xx	xx.xx
France	xx.xx	xx.xx	xx.xx	xx.xx	xx.xx	xx.xx	xx.xx	xx.xx
Germany	xx.xx	xx.xx	xx.xx	xx.xx	xx.xx	xx.xx	xx.xx	xx.xx
India	xx.xx	xx.xx	xx.xx	xx.xx	xx.xx	xx.xx	xx.xx	xx.xx
Italy	xx.xx	xx.xx	xx.xx	xx.xx	xx.xx	xx.xx	xx.xx	xx.xx
Japan	xx.xx	xx.xx	xx.xx	xx.xx	xx.xx	xx.xx	xx.xx	xx.xx
Mexico	xx.xx	xx.xx	xx.xx	xx.xx	xx.xx	xx.xx	xx.xx	xx.xx
Russia	xx.xx	xx.xx	xx.xx	xx.xx	xx.xx	xx.xx	xx.xx	xx.xx
South Korea	xx.xx	xx.xx	xx.xx	xx.xx	xx.xx	xx.xx	xx.xx	xx.xx
Spain	xx.xx	xx.xx	xx.xx	xx.xx	xx.xx	xx.xx	xx.xx	xx.xx
United Kingdom	xx.xx	xx.xx	xx.xx	xx.xx	xx.xx	xx.xx	xx.xx	xx.xx
United States	xx.xx	xx.xx	xx.xx	xx.xx	xx.xx	xx.xx	xx.xx	xx.xx
Others	xx.xx	xx.xx	xx.xx	xx.xx	xx.xx	xx.xx	xx.xx	xx.xx
Total	**xx.xx**	**xx.xx**	**xx.xx**	**xx.xx**	**xx.xx**	**xx.xx**	**xx.xx**	**xx.xx**

Sources & Evidence

1. Diagnostic Imaging Accreditation Scheme

· DIAS requirements include service records, equipment-appropriate recognized training, and applicable radiation-use licensing in the servicing jurisdiction. ([safetyandquality.gov.au](https://www.safetyandquality.gov.au/accreditation/diagnostic-imaging-accreditation-scheme))

· Evidence informing base-year allocation inputs; displayed values and growth are calculated: Equipment-appropriate training, local licensing and records constrain service access, without measuring an outsourcing share.

· Evidence informing forecast-year allocation inputs; displayed values and growth are calculated: Equipment-appropriate training, local licensing and records constrain service access, without measuring an outsourcing share.

2. Hospital Equipment Maintenance Requirements
   - CMS identifies imaging and radiologic equipment as requiring manufacturer-recommended maintenance rather than general alternative-equipment-management flexibility. ([cms.gov](https://www.cms.gov/Medicare/Provider-Enrollment-and-Certification/SurveyCertificationGenInfo/Policy-and-Memos-to-States-and-Regions-Items/Survey-and-Cert-Letter-xx.xx-xx.xx))
   - Evidence informing base-year allocation inputs; displayed values and growth are calculated: Imaging maintenance must follow manufacturer recommendations; this is not an exclusive OEM purchasing award.
   - Evidence informing forecast-year allocation inputs; displayed values and growth are calculated: Imaging maintenance must follow manufacturer recommendations; this is not an exclusive OEM purchasing award.
3. Managed Neutral Vendor Services
   - The framework includes maintenance and subcontracting, requires mini-competition, and runs from January xx.xx 2026, to January xx.xx 2030. ([eoecph.nhs.uk](https://www.eoecph.nhs.uk/frameworks/managed-neutral-vendor-services/))
   - Evidence informing forecast-year allocation inputs; displayed values and growth are calculated: The framework starts January xx.xx 2026 and requires mini-competition; admission is not realized maintenance revenue.
4. BEMMP | National Health Systems Resource Centre
   - NHSRC describes BEMMP documentation supporting PPP and in-house implementation and state-level service-provider arrangements; it does not establish a current imaging-specific award. ([qps.nhsrcindia.org](https://qps.nhsrcindia.org/bemmp))
5. Requirements for Medical Devices Establishments Licensing-MDS-REQ-009
   - MDS-REQ-xx.xx-V1/xx.xx specifies a maintenance service-provider license for maintenance of non-affiliated devices. This is a published-version condition, not proof of a supplier's current license. ([sfda.gov.sa](https://www.sfda.gov.sa/sites/default/files/2023-xx.xx/RequirementsLicensingMDEstablishments_0.pdf))
6. Business visitors - CUSMA [R186(a)] - Authorization to work without a work permit - International Mobility Program
   - Canadian guidance requires clear original-sale wording for third-party installation, warranty, or service under the documented CUSMA route. ([canada.ca](https://www.canada.ca/en/immigration-refugees-citizenship/corporate/publications-manuals/operational-bulletins-manuals/temporary-residents/foreign-workers/international-free-trade-agreements/cusma/business-visitors.html))
7. Resolução de Diretoria Colegiada - RDC nº 509, de 27 de maio de 2021
   - RDC xx.xx/2021 permits legally allowed outsourcing through a formal contract while retaining the healthcare establishment's accountability to the sanitary authority. ([bvsms.saude.gov.br](https://bvsms.saude.gov.br/bvs/saudelegis/anvisa/2020/rdc0509_27_05_2021.pdf))
8. Verordnung über das Betreiben und Benutzen von Medizinprodukten (MPBetreibV)
   - Germany's operator regulation requires maintenance appointments to satisfy the product-specific qualifications referenced in Section xx.xx subject to the stated exception. ([gesetze-im-internet.de](https://www.gesetze-im-internet.de/mpbetreibv_2025/MPBetreibV.pdf))
9. 医療機器の販売業及び修理業の取扱いに関する質疑応答集（Q＆A）について
   - Japan's March xx.xx 2018 guidance states that undertaking medical-device repair as a business requires the relevant repair-business license. ([mhlw.go.jp](https://www.mhlw.go.jp/web/t_doc?dataId=00tc3343&dataType=xx.xx&pageNo=xx.xx))
10. □□□□□□ □□□□□□□ □□□□□ □□□□□ □□□□□
    - SFDA's April xx.xx 2025 maintenance-provider licensing workshop addressed company licensing requirements and regulatory oversight, corroborating the relevance of licensed activity. ([oldsfda.sfda.gov.sa](https://oldsfda.sfda.gov.sa/ar/workshop/xx.xx))
11. Department of Health - BIDS RECEIVED
    - The Free State received-bid register identifies diagnostic-imaging service, maintenance, and repair competition DOH (FS) xx.xx/2026/2027, closing July xx.xx 2026; it is not an award record. ([health.fs.gov.za](https://www.health.fs.gov.za/?page_id=xx.xx))

12. Import of unregistered pre-owned devices returned from maintenance/repair
    - HSA permits qualifying unregistered pre-owned devices to return from overseas repair solely to the original local owner, through licensed importing and wholesaling. ([hsa.gov.sg](https://www.hsa.gov.sg/medical-devices/registration-of-medical-devices/special-access-routes/import-of-unregistered-pre-owned-devices-returned-from-maintenance-repair/))
13. GE HealthCare Technologies Inc. - 2025 Form 10-K
    - Evidence informing the 2023 market-value input; displayed series and growth include calculations: Reported services revenue of USD xx.xx supplies a historical commercial-activity proxy; it is broader than imaging maintenance.
    - Evidence informing the 2024 market-value input; displayed series and growth include calculations: Reported services revenue of USD xx.xx supplies the comparable historical proxy.
    - Evidence informing base-year allocation inputs; displayed values and growth are calculated: U.S. destination sales were USD xx.xx, not maintenance-only revenue.
    - Evidence informing forecast-year allocation inputs; displayed values and growth are calculated: U.S. destination sales were USD xx.xx, not maintenance-only revenue.
    - Evidence informing base-year allocation inputs; displayed values and growth are calculated: China destination sales were USD xx.xx; regional sales declined in 2025.
    - Evidence informing forecast-year allocation inputs; displayed values and growth are calculated: China destination sales were USD xx.xx; regional sales declined in 2025.
14. GE HealthCare Technologies Inc. - 2022 Form 10-K
    - Evidence informing the 2020 market-value input; displayed series and growth include calculations: Services revenue of USD xx.xx anchors the high-cost equipment cohort's historical activity index.
    - Evidence informing the 2021 market-value input; displayed series and growth include calculations: Services revenue of USD xx.xx supplies the comparable activity index.
    - Evidence informing the 2022 market-value input; displayed series and growth include calculations: Services revenue of USD xx.xx supplies the activity index. The filing attributes the services decline primarily to unfavorable currency effects.
15. Health at a Glance 2025 - Diagnostic Technologies
    - Evidence informing the 2032 market-value input; displayed series and growth include calculations: Long-run increases in imaging activity support continued equipment demand; examination volumes are not substituted for maintenance revenue.
    - Evidence informing the 2040 market-value input; displayed series and growth include calculations: The observed country variation and incomplete coverage constrain long-run stock-growth assumptions and prohibit uniform worldwide density extrapolation.
16. OnWatch Predict
    - Evidence informing the 2032 market-value input; displayed series and growth include calculations: Conditional reported benefits support considering a service-efficiency counterforce, not applying downtime reductions directly to service revenue.
    - Evidence informing the 2040 market-value input; displayed series and growth include calculations: The offering supports retaining human and component fulfillment costs in the long-run forecast; it does not establish autonomous servicing or engineer replacement.
17. Unite In-House Service Solutions
    - Evidence informing the 2032 market-value input; displayed series and growth include calculations: The retained-labor boundary supports the modeled purchased-scope counterforce, without measuring future adoption.
    - Evidence informing the 2040 market-value input; displayed series and growth include calculations: The offering supports maintaining a distinction between installed equipment obligations and externally purchased service expenditure.

18. Philips Standard Terms and Conditions of Service, Revision 23, April 2024
- Evidence informing the 2032 market-value input; displayed series and growth include calculations: Published lifecycle terms condition post-End-of-Life repair on parts and trained-personnel availability and remove the earlier uptime guarantee. These constrain assumed indefinite support extension.
- Evidence informing the 2040 market-value input; displayed series and growth include calculations: The lifecycle conditions support including retirement and support limitations in long-run growth assumptions, but do not establish a dated global withdrawal event.

19. Health at a Glance 2025 - Diagnostic Technologies
- Evidence informing base-year allocation inputs; displayed values and growth are calculated: Imaging-stock comparator.
- Evidence informing forecast-year allocation inputs; displayed values and growth are calculated: Imaging-stock comparator.
- Evidence informing base-year allocation inputs; displayed values and growth are calculated: Coverage limitation.
- Evidence informing forecast-year allocation inputs; displayed values and growth are calculated: Coverage limitation.

20. Health at a Glance: Latin America and the Caribbean 2023 - Medical Technologies
- Evidence informing base-year allocation inputs; displayed values and growth are calculated: Brazil's CT and MRI densities anchor the equipment-linked expenditure proxy.
- Evidence informing forecast-year allocation inputs; displayed values and growth are calculated: Brazil's CT and MRI densities anchor the equipment-linked expenditure proxy.

21. Health at a Glance: Asia/Pacific 2024 - Medical Technologies
- Evidence informing base-year allocation inputs; displayed values and growth are calculated: Density and reimbursement-coverage anchors.
- Evidence informing forecast-year allocation inputs; displayed values and growth are calculated: Density and reimbursement-coverage anchors.
- Evidence informing base-year allocation inputs; displayed values and growth are calculated: High installed-density anchor.
- Evidence informing forecast-year allocation inputs; displayed values and growth are calculated: High installed-density anchor.
- Evidence informing base-year allocation inputs; displayed values and growth are calculated: Installed-density anchor.
- Evidence informing forecast-year allocation inputs; displayed values and growth are calculated: Installed-density anchor.

20.1. United States

Table 366. United States Medical Imaging Equipment Maintenance Services Market Size, 2017-2040 (USD Million)

Country	2017	2024	2025	2026	2027	2032	2040	CAGR (%)
United States	**xx.xx**	**xx.xx**	**xx.xx**	**xx.xx**	**xx.xx**	**xx.xx**	**xx.xx**	**xx.xx**

Table 367. United States Medical Imaging Equipment Maintenance Services Market Size, by Maintenance Function, 2017-2040 (USD Million)

Maintenance Function	2017	2024	2025	2026	2027	2032	2040	CAGR (%)
Combined Preventive and Corrective Maintenance	xx.xx	xx.xx	xx.xx	xx.xx	xx.xx	xx.xx	xx.xx	xx.xx
Corrective Maintenance	xx.xx	xx.xx	xx.xx	xx.xx	xx.xx	xx.xx	xx.xx	xx.xx
Inspection and Verification	xx.xx	xx.xx	xx.xx	xx.xx	xx.xx	xx.xx	xx.xx	xx.xx
Preventive Maintenance	xx.xx	xx.xx	xx.xx	xx.xx	xx.xx	xx.xx	xx.xx	xx.xx
Total	**xx.xx**	**xx.xx**	**xx.xx**	**xx.xx**	**xx.xx**	**xx.xx**	**xx.xx**	**xx.xx**

Table 368. United States Medical Imaging Equipment Maintenance Services Market Size, by Imaging Modality, 2017-2040 (USD Million)

Imaging Modality	2017	2024	2025	2026	2027	2032	2040	CAGR (%)
Bone Densitometry	xx.xx	xx.xx	xx.xx	xx.xx	xx.xx	xx.xx	xx.xx	xx.xx
Computed Tomography	xx.xx	xx.xx	xx.xx	xx.xx	xx.xx	xx.xx	xx.xx	xx.xx
Dental Radiology	xx.xx	xx.xx	xx.xx	xx.xx	xx.xx	xx.xx	xx.xx	xx.xx
Fluoroscopy and Angiography	xx.xx	xx.xx	xx.xx	xx.xx	xx.xx	xx.xx	xx.xx	xx.xx
General Radiography	xx.xx	xx.xx	xx.xx	xx.xx	xx.xx	xx.xx	xx.xx	xx.xx
Hybrid Imaging	xx.xx	xx.xx	xx.xx	xx.xx	xx.xx	xx.xx	xx.xx	xx.xx
Magnetic Resonance Imaging	xx.xx	xx.xx	xx.xx	xx.xx	xx.xx	xx.xx	xx.xx	xx.xx
Mammography	xx.xx	xx.xx	xx.xx	xx.xx	xx.xx	xx.xx	xx.xx	xx.xx
Nuclear Medicine Imaging	xx.xx	xx.xx	xx.xx	xx.xx	xx.xx	xx.xx	xx.xx	xx.xx
Ultrasound	xx.xx	xx.xx	xx.xx	xx.xx	xx.xx	xx.xx	xx.xx	xx.xx
Total	**xx.xx**	**xx.xx**	**xx.xx**	**xx.xx**	**xx.xx**	**xx.xx**	**xx.xx**	**xx.xx**

Table 369. United States Medical Imaging Equipment Maintenance Services Market Size, by Hybrid Imaging, 2017-2040 (USD Million)

Hybrid Imaging	2017	2024	2025	2026	2027	2032	2040	CAGR (%)
Hybrid Interventional Imaging	xx.xx	xx.xx	xx.xx	xx.xx	xx.xx	xx.xx	xx.xx	xx.xx
PET/CT	xx.xx	xx.xx	xx.xx	xx.xx	xx.xx	xx.xx	xx.xx	xx.xx
PET/MRI	xx.xx	xx.xx	xx.xx	xx.xx	xx.xx	xx.xx	xx.xx	xx.xx
SPECT/CT	xx.xx	xx.xx	xx.xx	xx.xx	xx.xx	xx.xx	xx.xx	xx.xx
Total	**xx.xx**	**xx.xx**	**xx.xx**	**xx.xx**	**xx.xx**	**xx.xx**	**xx.xx**	**xx.xx**

Table 370. United States Medical Imaging Equipment Maintenance Services Market Size, by Nuclear Medicine Imaging, 2017-2040 (USD Million)

Nuclear Medicine Imaging	2017	2024	2025	2026	2027	2032	2040	CAGR (%)
Gamma Camera and SPECT Imaging	xx.xx	xx.xx	xx.xx	xx.xx	xx.xx	xx.xx	xx.xx	xx.xx
Standalone PET Imaging	xx.xx	xx.xx	xx.xx	xx.xx	xx.xx	xx.xx	xx.xx	xx.xx
Total	**xx.xx**	**xx.xx**	**xx.xx**	**xx.xx**	**xx.xx**	**xx.xx**	**xx.xx**	**xx.xx**

Table 371. United States Medical Imaging Equipment Maintenance Services Market Size, by Clinical Use, 2017-2040 (USD Million)

Clinical Use	2017	2024	2025	2026	2027	2032	2040	CAGR (%)
Diagnostic and Screening Imaging	xx.xx	xx.xx	xx.xx	xx.xx	xx.xx	xx.xx	xx.xx	xx.xx
Image-Guided Intervention	xx.xx	xx.xx	xx.xx	xx.xx	xx.xx	xx.xx	xx.xx	xx.xx
Shared-Use Imaging	xx.xx	xx.xx	xx.xx	xx.xx	xx.xx	xx.xx	xx.xx	xx.xx
Treatment-Planning Imaging	xx.xx	xx.xx	xx.xx	xx.xx	xx.xx	xx.xx	xx.xx	xx.xx
Total	**xx.xx**	**xx.xx**	**xx.xx**	**xx.xx**	**xx.xx**	**xx.xx**	**xx.xx**	**xx.xx**

Table 372. United States Medical Imaging Equipment Maintenance Services Market Size, by End User, 2017-2040 (USD Million)

End User	2017	2024	2025	2026	2027	2032	2040	CAGR (%)
Ambulatory Care Centers	xx.xx	xx.xx	xx.xx	xx.xx	xx.xx	xx.xx	xx.xx	xx.xx
Dental Practices	xx.xx	xx.xx	xx.xx	xx.xx	xx.xx	xx.xx	xx.xx	xx.xx
Diagnostic Imaging Centers	xx.xx	xx.xx	xx.xx	xx.xx	xx.xx	xx.xx	xx.xx	xx.xx
Hospitals	xx.xx	xx.xx	xx.xx	xx.xx	xx.xx	xx.xx	xx.xx	xx.xx
Medical and Allied Health Practices	xx.xx	xx.xx	xx.xx	xx.xx	xx.xx	xx.xx	xx.xx	xx.xx
Mobile Imaging Operators	xx.xx	xx.xx	xx.xx	xx.xx	xx.xx	xx.xx	xx.xx	xx.xx
Total	**xx.xx**	**xx.xx**	**xx.xx**	**xx.xx**	**xx.xx**	**xx.xx**	**xx.xx**	**xx.xx**

Table 373. United States Medical Imaging Equipment Maintenance Services Market Size, by Service Delivery, 2017-2040 (USD Million)

Service Delivery	2017	2024	2025	2026	2027	2032	2040	CAGR (%)
Depot Repair	xx.xx	xx.xx	xx.xx	xx.xx	xx.xx	xx.xx	xx.xx	xx.xx
Integrated Service Delivery	xx.xx	xx.xx	xx.xx	xx.xx	xx.xx	xx.xx	xx.xx	xx.xx
On-Site Service	xx.xx	xx.xx	xx.xx	xx.xx	xx.xx	xx.xx	xx.xx	xx.xx
Remote Service	xx.xx	xx.xx	xx.xx	xx.xx	xx.xx	xx.xx	xx.xx	xx.xx
Total	**xx.xx**	**xx.xx**	**xx.xx**	**xx.xx**	**xx.xx**	**xx.xx**	**xx.xx**	**xx.xx**

Table 374. United States Medical Imaging Equipment Maintenance Services Market Size, by Procurement Route, 2017-2040 (USD Million)

Procurement Route	2017	2024	2025	2026	2027	2032	2040	CAGR (%)
Framework and Master-Agreement Orders	xx.xx	xx.xx	xx.xx	xx.xx	xx.xx	xx.xx	xx.xx	xx.xx
Standalone Procurement	xx.xx	xx.xx	xx.xx	xx.xx	xx.xx	xx.xx	xx.xx	xx.xx
Total	**xx.xx**	**xx.xx**	**xx.xx**	**xx.xx**	**xx.xx**	**xx.xx**	**xx.xx**	**xx.xx**

Table 375. United States Medical Imaging Equipment Maintenance Services Market Size, by Service Provider Relationship, 2017-2040 (USD Million)

Service Provider Relationship	2017	2024	2025	2026	2027	2032	2040	CAGR (%)
Manufacturer-Provided Service	xx.xx	xx.xx	xx.xx	xx.xx	xx.xx	xx.xx	xx.xx	xx.xx
Third-Party Service	xx.xx	xx.xx	xx.xx	xx.xx	xx.xx	xx.xx	xx.xx	xx.xx
Total	**xx.xx**	**xx.xx**	**xx.xx**	**xx.xx**	**xx.xx**	**xx.xx**	**xx.xx**	**xx.xx**

Table 376. United States Medical Imaging Equipment Maintenance Services Market Size, by Contract Coverage, 2017-2040 (USD Million)

Contract Coverage	2017	2024	2025	2026	2027	2032	2040	CAGR (%)
Event-Specific Service	xx.xx	xx.xx	xx.xx	xx.xx	xx.xx	xx.xx	xx.xx	xx.xx
Full-Service Coverage	xx.xx	xx.xx	xx.xx	xx.xx	xx.xx	xx.xx	xx.xx	xx.xx
Limited-Service Coverage	xx.xx	xx.xx	xx.xx	xx.xx	xx.xx	xx.xx	xx.xx	xx.xx
Shared Maintenance Coverage	xx.xx	xx.xx	xx.xx	xx.xx	xx.xx	xx.xx	xx.xx	xx.xx
Total	**xx.xx**	**xx.xx**	**xx.xx**	**xx.xx**	**xx.xx**	**xx.xx**	**xx.xx**	**xx.xx**

Table 377. United States Medical Imaging Equipment Maintenance Services Market Size, by Pricing Model, 2017-2040 (USD Million)

Pricing Model	2017	2024	2025	2026	2027	2032	2040	CAGR (%)
Fixed Per-Event Fees	xx.xx	xx.xx	xx.xx	xx.xx	xx.xx	xx.xx	xx.xx	xx.xx
Fixed Periodic Fees	xx.xx	xx.xx	xx.xx	xx.xx	xx.xx	xx.xx	xx.xx	xx.xx
Hybrid Pricing	xx.xx	xx.xx	xx.xx	xx.xx	xx.xx	xx.xx	xx.xx	xx.xx
Time-and-Materials Pricing	xx.xx	xx.xx	xx.xx	xx.xx	xx.xx	xx.xx	xx.xx	xx.xx
Usage-Based Fees	xx.xx	xx.xx	xx.xx	xx.xx	xx.xx	xx.xx	xx.xx	xx.xx
Total	**xx.xx**	**xx.xx**	**xx.xx**	**xx.xx**	**xx.xx**	**xx.xx**	**xx.xx**	**xx.xx**

Table 378. United States Medical Imaging Equipment Maintenance Services Market Size, by Vendor Scope, 2017-2040 (USD Million)

Vendor Scope	2017	2024	2025	2026	2027	2032	2040	CAGR (%)
Multi-Vendor Coverage	xx.xx	xx.xx	xx.xx	xx.xx	xx.xx	xx.xx	xx.xx	xx.xx
Single-Vendor Coverage	xx.xx	xx.xx	xx.xx	xx.xx	xx.xx	xx.xx	xx.xx	xx.xx
Total	**xx.xx**	**xx.xx**	**xx.xx**	**xx.xx**	**xx.xx**	**xx.xx**	**xx.xx**	**xx.xx**

Table 379. United States Medical Imaging Equipment Maintenance Services Market Size, by Equipment Support Lifecycle, 2017-2040 (USD Million)

Equipment Support Lifecycle	2017	2024	2025	2026	2027	2032	2040	CAGR (%)
Beyond Manufacturer Support	xx.xx	xx.xx	xx.xx	xx.xx	xx.xx	xx.xx	xx.xx	xx.xx
Within Manufacturer Support	xx.xx	xx.xx	xx.xx	xx.xx	xx.xx	xx.xx	xx.xx	xx.xx
Total	**xx.xx**	**xx.xx**	**xx.xx**	**xx.xx**	**xx.xx**	**xx.xx**	**xx.xx**	**xx.xx**

Sources & Evidence

1. GE HealthCare Technologies Inc. - 2025 Form 10-K
   - Evidence informing the 2023 market-value input; displayed series and growth include calculations: Reported services revenue of USD xx.xx supplies a historical commercial-activity proxy; it is broader than imaging maintenance.
   - Evidence informing the 2024 market-value input; displayed series and growth include calculations: Reported services revenue of USD xx.xx supplies the comparable historical proxy.
   - Evidence informing base-year allocation inputs; displayed values and growth are calculated: U.S. destination sales were USD xx.xx, not maintenance-only revenue.
   - Evidence informing forecast-year allocation inputs; displayed values and growth are calculated: U.S. destination sales were USD xx.xx, not maintenance-only revenue.
2. GE HealthCare Technologies Inc. - 2022 Form 10-K
   - Evidence informing the 2020 market-value input; displayed series and growth include calculations: Services revenue of USD xx.xx anchors the high-cost equipment cohort's historical activity index.
   - Evidence informing the 2021 market-value input; displayed series and growth include calculations: Services revenue of USD xx.xx supplies the comparable activity index.
   - Evidence informing the 2022 market-value input; displayed series and growth include calculations: Services revenue of USD xx.xx supplies the activity index. The filing attributes the services decline primarily to unfavorable currency effects.
3. Health at a Glance 2025 - Diagnostic Technologies
   - Evidence informing the 2032 market-value input; displayed series and growth include calculations: Long-run increases in imaging activity support continued equipment demand; examination volumes are not substituted for maintenance revenue.
   - Evidence informing the 2040 market-value input; displayed series and growth include calculations: The observed country variation and incomplete coverage constrain long-run stock-growth assumptions and prohibit uniform worldwide density extrapolation.
4. OnWatch Predict
   - Evidence informing the 2032 market-value input; displayed series and growth include calculations: Conditional reported benefits support considering a service-efficiency counterforce, not applying downtime reductions directly to service revenue.
   - Evidence informing the 2040 market-value input; displayed series and growth include calculations: The offering supports retaining human and component fulfillment costs in the long-run forecast; it does not establish autonomous servicing or engineer replacement.

5. Unite In-House Service Solutions
   - Evidence informing the 2032 market-value input; displayed series and growth include calculations: The retained-labor boundary supports the modeled purchased-scope counterforce, without measuring future adoption.
   - Evidence informing the 2040 market-value input; displayed series and growth include calculations: The offering supports maintaining a distinction between installed equipment obligations and externally purchased service expenditure.
   - Evidence informing base-year allocation inputs; displayed values and growth are calculated: The offering excludes included onsite and planned-maintenance labor, supporting retained-work and purchased-payment distinctions, not observed adoption. ([gehealthcare.com](https://www.gehealthcare.com/en/services/unite-in-house))
   - Evidence informing forecast-year allocation inputs; displayed values and growth are calculated: The offering excludes included onsite and planned-maintenance labor, supporting retained-work and purchased-payment distinctions, not observed adoption. ([gehealthcare.com](https://www.gehealthcare.com/en/services/unite-in-house))
   - Evidence informing base-year allocation inputs; displayed values and growth are calculated: The published xx.xx% remote fix rate is a case-resolution observation, not remote-only revenue. Separately billed on-site labor supports the responsibility distinction.
   - Evidence informing forecast-year allocation inputs; displayed values and growth are calculated: The published xx.xx% remote fix rate is a case-resolution observation, not remote-only revenue. Separately billed on-site labor supports the responsibility distinction.
   - Evidence informing base-year allocation inputs; displayed values and growth are calculated: Excluded on-site and planned-maintenance labor prevents interpreting every remote-support plan as inclusive integrated fulfillment.
   - Evidence informing forecast-year allocation inputs; displayed values and growth are calculated: Excluded on-site and planned-maintenance labor prevents interpreting every remote-support plan as inclusive integrated fulfillment.
   - Evidence informing base-year allocation inputs; displayed values and growth are calculated: Periodic support with additional billed labor or parts supports mixed payment components rather than universal fixed full coverage.
   - Evidence informing forecast-year allocation inputs; displayed values and growth are calculated: Periodic support with additional billed labor or parts supports mixed payment components rather than universal fixed full coverage.
   - Evidence informing base-year allocation inputs; displayed values and growth are calculated: Enterprise offerings covering GE HealthCare assets establish an own-brand agreement example without measuring its market penetration.
   - Evidence informing forecast-year allocation inputs; displayed values and growth are calculated: Enterprise offerings covering GE HealthCare assets establish an own-brand agreement example without measuring its market penetration.

6. Philips Standard Terms and Conditions of Service, Revision 23, April 2024
   - Evidence informing the 2032 market-value input; displayed series and growth include calculations: Published lifecycle terms condition post-End-of-Life repair on parts and trained-personnel availability and remove the earlier uptime guarantee. These constrain assumed indefinite support extension.
   - Evidence informing the 2040 market-value input; displayed series and growth include calculations: The lifecycle conditions support including retirement and support limitations in long-run growth assumptions, but do not establish a dated global withdrawal event.
   - Evidence informing base-year allocation inputs; displayed values and growth are calculated: Post-End-of-Life obligations change materially, supporting a declared-support endpoint rather than an automatic equipment-age threshold.
   - Evidence informing forecast-year allocation inputs; displayed values and growth are calculated: Post-End-of-Life obligations change materially, supporting a declared-support endpoint rather than an automatic equipment-age threshold.
   - Evidence informing base-year allocation inputs; displayed values and growth are calculated: Post-endpoint repair depends on parts and trained-personnel availability without the earlier uptime guarantee; continuing service is conditional, not indefinite.
   - Evidence informing forecast-year allocation inputs; displayed values and growth are calculated: Post-endpoint repair depends on parts and trained-personnel availability without the earlier uptime guarantee; continuing service is conditional, not indefinite.
7. Health at a Glance 2025 - Diagnostic Technologies
   - Evidence informing base-year allocation inputs; displayed values and growth are calculated: Imaging-stock comparator.
   - Evidence informing forecast-year allocation inputs; displayed values and growth are calculated: Imaging-stock comparator.
8. Hospital Equipment Maintenance Requirements - CMS Memorandum 14-07-Hospital
   - Evidence informing base-year allocation inputs; displayed values and growth are calculated: Imaging maintenance must follow manufacturer recommendations; this is not an exclusive OEM purchasing award.
   - Evidence informing forecast-year allocation inputs; displayed values and growth are calculated: Imaging maintenance must follow manufacturer recommendations; this is not an exclusive OEM purchasing award.

9. RadNet, Inc. - 2025 Form 10-K
   - Evidence informing base-year allocation inputs; displayed values and growth are calculated: The disclosed X-ray fleet provides a buyer-footprint check, not global maintenance revenue. ([sec.gov](https://www.sec.gov/Archives/edgar/data/xx.xx/xx.xx/rdnt-xx.xx.htm))
   - Evidence informing forecast-year allocation inputs; displayed values and growth are calculated: The disclosed X-ray fleet provides a buyer-footprint check, not global maintenance revenue. ([sec.gov](https://www.sec.gov/Archives/edgar/data/xx.xx/xx.xx/rdnt-xx.xx.htm))
   - Evidence informing base-year allocation inputs; displayed values and growth are calculated: The disclosed fluoroscopy fleet constrains the outpatient comparator's scope. ([sec.gov](https://www.sec.gov/Archives/edgar/data/xx.xx/xx.xx/rdnt-xx.xx.htm))
   - Evidence informing forecast-year allocation inputs; displayed values and growth are calculated: The disclosed fluoroscopy fleet constrains the outpatient comparator's scope. ([sec.gov](https://www.sec.gov/Archives/edgar/data/xx.xx/xx.xx/rdnt-xx.xx.htm))
   - Evidence informing base-year allocation inputs; displayed values and growth are calculated: CT fleet changes provide an independent relative-activity check. ([sec.gov](https://www.sec.gov/Archives/edgar/data/xx.xx/xx.xx/rdnt-xx.xx.htm))
   - Evidence informing forecast-year allocation inputs; displayed values and growth are calculated: CT fleet changes provide an independent relative-activity check. ([sec.gov](https://www.sec.gov/Archives/edgar/data/xx.xx/xx.xx/rdnt-xx.xx.htm))
   - Evidence informing base-year allocation inputs; displayed values and growth are calculated: MRI fleet changes inform a restrained relative-growth assumption. ([sec.gov](https://www.sec.gov/Archives/edgar/data/xx.xx/xx.xx/rdnt-xx.xx.htm))
   - Evidence informing forecast-year allocation inputs; displayed values and growth are calculated: MRI fleet changes inform a restrained relative-growth assumption. ([sec.gov](https://www.sec.gov/Archives/edgar/data/xx.xx/xx.xx/rdnt-xx.xx.htm))
   - Evidence informing base-year allocation inputs; displayed values and growth are calculated: Ultrasound fleet disclosure supplies a commercial-stock comparator. ([sec.gov](https://www.sec.gov/Archives/edgar/data/xx.xx/xx.xx/rdnt-xx.xx.htm))
   - Evidence informing forecast-year allocation inputs; displayed values and growth are calculated: Ultrasound fleet disclosure supplies a commercial-stock comparator. ([sec.gov](https://www.sec.gov/Archives/edgar/data/xx.xx/xx.xx/rdnt-xx.xx.htm))
   - Evidence informing base-year allocation inputs; displayed values and growth are calculated: Mammography fleet disclosure supplies a commercial-stock comparator. ([sec.gov](https://www.sec.gov/Archives/edgar/data/xx.xx/xx.xx/rdnt-xx.xx.htm))
   - Evidence informing forecast-year allocation inputs; displayed values and growth are calculated: Mammography fleet disclosure supplies a commercial-stock comparator. ([sec.gov](https://www.sec.gov/Archives/edgar/data/xx.xx/xx.xx/rdnt-xx.xx.htm))
   - Evidence informing base-year allocation inputs; displayed values and growth are calculated: PET/CT fleet growth provides a differentiated adoption comparator. ([sec.gov](https://www.sec.gov/Archives/edgar/data/xx.xx/xx.xx/rdnt-xx.xx.htm))
   - Evidence informing forecast-year allocation inputs; displayed values and growth are calculated: PET/CT fleet growth provides a differentiated adoption comparator. ([sec.gov](https://www.sec.gov/Archives/edgar/data/xx.xx/xx.xx/rdnt-xx.xx.htm))
   - Evidence informing base-year allocation inputs; displayed values and growth are calculated: Manufacturer service arrangements corroborate buyer-side participation, without a spending split. ([sec.gov](https://www.sec.gov/Archives/edgar/data/xx.xx/xx.xx/rdnt-xx.xx.htm))
   - Evidence informing forecast-year allocation inputs; displayed values and growth are calculated: Manufacturer service arrangements corroborate buyer-side participation, without a spending split. ([sec.gov](https://www.sec.gov/Archives/edgar/data/xx.xx/xx.xx/rdnt-xx.xx.htm))
   - Evidence informing base-year allocation inputs; displayed values and growth are calculated: The operator reports external manufacturer-service arrangements and modality fleets. Applying inherited fees produces a modeled fleet-activity index, not observed maintenance expense.
   - Evidence informing forecast-year allocation inputs; displayed values and growth are calculated: The operator reports external manufacturer-service arrangements and modality fleets. Applying inherited fees produces a modeled fleet-activity index, not observed maintenance expense.
   - Evidence informing base-year allocation inputs; displayed values and growth are calculated: The disclosed outpatient fleet is counterevidence against treating hospital-heavy national samples as universal buyer distributions.
   - Evidence informing forecast-year allocation inputs; displayed values and growth are calculated: The disclosed

10. Contracting in Medical Equipment Maintenance Services: An Empirical Investigation
    - Evidence informing base-year allocation inputs; displayed values and growth are calculated: The historical scanner dataset supplies observed plan-selection proportions, not current global value shares. ([business.columbia.edu](https://business.columbia.edu/sites/default/files-efs/pubfiles/xx.xx/besbes_contracting.pdf))
    - Evidence informing forecast-year allocation inputs; displayed values and growth are calculated: The historical scanner dataset supplies observed plan-selection proportions, not current global value shares. ([business.columbia.edu](https://business.columbia.edu/sites/default/files-efs/pubfiles/xx.xx/besbes_contracting.pdf))
    - Evidence informing base-year allocation inputs; displayed values and growth are calculated: Basic and partial plans constrain the narrower-standing-coverage model. ([business.columbia.edu](https://business.columbia.edu/sites/default/files-efs/pubfiles/xx.xx/besbes_contracting.pdf))
    - Evidence informing forecast-year allocation inputs; displayed values and growth are calculated: Basic and partial plans constrain the narrower-standing-coverage model. ([business.columbia.edu](https://business.columbia.edu/sites/default/files-efs/pubfiles/xx.xx/besbes_contracting.pdf))
    - Evidence informing base-year allocation inputs; displayed values and growth are calculated: Preventive obligations coexist with differing repair coverage or charging in the studied plans. ([business.columbia.edu](https://business.columbia.edu/sites/default/files-efs/pubfiles/xx.xx/besbes_contracting.pdf))
    - Evidence informing forecast-year allocation inputs; displayed values and growth are calculated: Preventive obligations coexist with differing repair coverage or charging in the studied plans. ([business.columbia.edu](https://business.columbia.edu/sites/default/files-efs/pubfiles/xx.xx/besbes_contracting.pdf))
    - Evidence informing base-year allocation inputs; displayed values and growth are calculated: Historical full-protection selection supplies a purchasing primitive, converted from plan counts to value using an explicit relative-spending assumption.
    - Evidence informing forecast-year allocation inputs; displayed values and growth are calculated: Historical full-protection selection supplies a purchasing primitive, converted from plan counts to value using an explicit relative-spending assumption.
    - Evidence informing base-year allocation inputs; displayed values and growth are calculated: Basic and partial plans contain annual fees plus variable charges, supporting Hybrid Pricing and preventing misclassification as pure time-and-materials.
    - Evidence informing forecast-year allocation inputs; displayed values and growth are calculated: Basic and partial plans contain annual fees plus variable charges, supporting Hybrid Pricing and preventing misclassification as pure time-and-materials.
    - Evidence informing base-year allocation inputs; displayed values and growth are calculated: The study's time-and-materials label includes an annual fee; it constrains exclusions from the pure no-retainer numerator rather than observing that category's current share.
    - Evidence informing forecast-year allocation inputs; displayed values and growth are calculated: The study's time-and-materials label includes an annual fee; it constrains exclusions from the pure no-retainer numerator rather than observing that category's current share.

11. Appendix 3: Framework Agreement Specification-Maintenance, Repair and Calibration of Medical Equipment

- Evidence informing base-year allocation inputs; displayed values and growth are calculated: Comprehensive procurement coverage combines scheduled maintenance and repairs. ([sccl.nhs.uk](https://www.sccl.nhs.uk/wp-content/uploads/2023/xx.xx/Maintenance-Appendix-xx.xx-Framework-Specification.pdf))
- Evidence informing forecast-year allocation inputs; displayed values and growth are calculated: Comprehensive procurement coverage combines scheduled maintenance and repairs. ([sccl.nhs.uk](https://www.sccl.nhs.uk/wp-content/uploads/2023/xx.xx/Maintenance-Appendix-xx.xx-Framework-Specification.pdf))
- Evidence informing base-year allocation inputs; displayed values and growth are calculated: Comprehensive cover and case-specific component treatment support obligation-based classification. ([sccl.nhs.uk](https://www.sccl.nhs.uk/wp-content/uploads/2023/xx.xx/Maintenance-Appendix-xx.xx-Framework-Specification.pdf))
- Evidence informing forecast-year allocation inputs; displayed values and growth are calculated: Comprehensive cover and case-specific component treatment support obligation-based classification. ([sccl.nhs.uk](https://www.sccl.nhs.uk/wp-content/uploads/2023/xx.xx/Maintenance-Appendix-xx.xx-Framework-Specification.pdf))
- Evidence informing base-year allocation inputs; displayed values and growth are calculated: Preventive-only, labor-only and component-limited options establish narrower standing obligations. ([sccl.nhs.uk](https://www.sccl.nhs.uk/wp-content/uploads/2023/xx.xx/Maintenance-Appendix-xx.xx-Framework-Specification.pdf))
- Evidence informing forecast-year allocation inputs; displayed values and growth are calculated: Preventive-only, labor-only and component-limited options establish narrower standing obligations. ([sccl.nhs.uk](https://www.sccl.nhs.uk/wp-content/uploads/2023/xx.xx/Maintenance-Appendix-xx.xx-Framework-Specification.pdf))
- Evidence informing base-year allocation inputs; displayed values and growth are calculated: Collaborative cover explicitly divides work between buyer and supplier. ([sccl.nhs.uk](https://www.sccl.nhs.uk/wp-content/uploads/2023/xx.xx/Maintenance-Appendix-xx.xx-Framework-Specification.pdf))
- Evidence informing forecast-year allocation inputs; displayed values and growth are calculated: Collaborative cover explicitly divides work between buyer and supplier. ([sccl.nhs.uk](https://www.sccl.nhs.uk/wp-content/uploads/2023/xx.xx/Maintenance-Appendix-xx.xx-Framework-Specification.pdf))

12. What's Included in Preventative Maintenance?

- Evidence informing base-year allocation inputs; displayed values and growth are calculated: Published PM-only monthly prices provide annualized narrow-service monetary anchors; they are not full-contract prices. ([blockimaging.com](https://www.blockimaging.com/blog/bid/xx.xx/what-s-included-in-imaging-equipment-preventative-maintenance-really))
- Evidence informing forecast-year allocation inputs; displayed values and growth are calculated: Published PM-only monthly prices provide annualized narrow-service monetary anchors; they are not full-contract prices. ([blockimaging.com](https://www.blockimaging.com/blog/bid/xx.xx/what-s-included-in-imaging-equipment-preventative-maintenance-really))
- Evidence informing base-year allocation inputs; displayed values and growth are calculated: Separately offered PM-only pricing constrains the relative-payment assumption for narrower coverage. ([blockimaging.com](https://www.blockimaging.com/blog/bid/xx.xx/what-s-included-in-imaging-equipment-preventative-maintenance-really))
- Evidence informing forecast-year allocation inputs; displayed values and growth are calculated: Separately offered PM-only pricing constrains the relative-payment assumption for narrower coverage. ([blockimaging.com](https://www.blockimaging.com/blog/bid/xx.xx/what-s-included-in-imaging-equipment-preventative-maintenance-really))

13. X-ray equipment performance surveys
    - Evidence informing base-year allocation inputs; displayed values and growth are calculated: A public healthcare provider separately offers equipment-performance surveys, corroborating an assessment deliverable without measuring its market share. ([uhb.nhs.uk](https://www.uhb.nhs.uk/services/radiation-protection/x-ray-equipment-performance-surveys/))
    - Evidence informing forecast-year allocation inputs; displayed values and growth are calculated: A public healthcare provider separately offers equipment-performance surveys, corroborating an assessment deliverable without measuring its market share. ([uhb.nhs.uk](https://www.uhb.nhs.uk/services/radiation-protection/x-ray-equipment-performance-surveys/))
14. High-Tech Medical Equipment: VA Has Opportunities to Improve Its Acquisition of Maintenance Services
    - Evidence informing base-year allocation inputs; displayed values and growth are calculated: Procurement-selected imaging service obligations and access constraints provide an OEM-retention counterweight, not a global maintenance share. ([gao.gov](https://www.gao.gov/assets/gao-xx.xx-xx.xx.pdf))
    - Evidence informing forecast-year allocation inputs; displayed values and growth are calculated: Procurement-selected imaging service obligations and access constraints provide an OEM-retention counterweight, not a global maintenance share. ([gao.gov](https://www.gao.gov/assets/gao-xx.xx-xx.xx.pdf))
    - Evidence informing base-year allocation inputs; displayed values and growth are calculated: Bounded third-party access-delay examples qualify frictionless substitution assumptions without establishing universal unsuitability. ([gao.gov](https://www.gao.gov/assets/gao-xx.xx-xx.xx.pdf))
    - Evidence informing forecast-year allocation inputs; displayed values and growth are calculated: Bounded third-party access-delay examples qualify frictionless substitution assumptions without establishing universal unsuitability. ([gao.gov](https://www.gao.gov/assets/gao-xx.xx-xx.xx.pdf))
    - Evidence informing base-year allocation inputs; displayed values and growth are calculated: Inspected route counts include xx.xx standalone contracts; the selected federal sample is adjusted rather than treated as Global spending prevalence.
    - Evidence informing forecast-year allocation inputs; displayed values and growth are calculated: Inspected route counts include xx.xx standalone contracts; the selected federal sample is adjusted rather than treated as Global spending prevalence.
    - Evidence informing base-year allocation inputs; displayed values and growth are calculated: Forty-two HTME and four Federal Supply Schedule orders supply the identifiable agreement-order count for a modeled relative-value bridge.
    - Evidence informing forecast-year allocation inputs; displayed values and growth are calculated: Forty-two HTME and four Federal Supply Schedule orders supply the identifiable agreement-order count for a modeled relative-value bridge.
15. Transcript: Final Guidance: Remanufacturing of Medical Devices, September 10, 2024
    - Evidence informing base-year allocation inputs; displayed values and growth are calculated: Manufacturer and third-party servicing roles depend on the particular device, supporting asset-specific attribution. ([fda.gov](https://www.fda.gov/media/xx.xx/download?attachment=))
    - Evidence informing forecast-year allocation inputs; displayed values and growth are calculated: Manufacturer and third-party servicing roles depend on the particular device, supporting asset-specific attribution. ([fda.gov](https://www.fda.gov/media/xx.xx/download?attachment=))
    - Evidence informing base-year allocation inputs; displayed values and growth are calculated: An OEM can service another entity's device as a third-party servicer. ([fda.gov](https://www.fda.gov/media/xx.xx/download?attachment=))
    - Evidence informing forecast-year allocation inputs; displayed values and growth are calculated: An OEM can service another entity's device as a third-party servicer. ([fda.gov](https://www.fda.gov/media/xx.xx/download?attachment=))

16. Multi-vendor services
    - Evidence informing base-year allocation inputs; displayed values and growth are calculated: The advertised Philips and non-Philips service scope demonstrates why corporate identity alone cannot establish OEM attribution.
    ([usa.philips.com](https://www.usa.philips.com/healthcare/service/healthcare-multi-vendor-services))
    - Evidence informing forecast-year allocation inputs; displayed values and growth are calculated: The advertised Philips and non-Philips service scope demonstrates why corporate identity alone cannot establish OEM attribution.
    ([usa.philips.com](https://www.usa.philips.com/healthcare/service/healthcare-multi-vendor-services))
    - Evidence informing base-year allocation inputs; displayed values and growth are calculated: Non-Philips equipment servicing establishes a commercial cross-manufacturer role, not its revenue proportion.
    ([usa.philips.com](https://www.usa.philips.com/healthcare/service/healthcare-multi-vendor-services))
    - Evidence informing forecast-year allocation inputs; displayed values and growth are calculated: Non-Philips equipment servicing establishes a commercial cross-manufacturer role, not its revenue proportion.
    ([usa.philips.com](https://www.usa.philips.com/healthcare/service/healthcare-multi-vendor-services))
    - Evidence informing base-year allocation inputs; displayed values and growth are calculated: Consolidated support for Philips and non-Philips equipment establishes agreement-level multi-vendor coverage; staffing scale and parts access do not measure penetration.
    - Evidence informing forecast-year allocation inputs; displayed values and growth are calculated: Consolidated support for Philips and non-Philips equipment establishes agreement-level multi-vendor coverage; staffing scale and parts access do not measure penetration.
17. San Bernardino County - File 11902: Asset Management Agreement with Renovo Solutions LLC for Maintenance Services
    - Evidence informing base-year allocation inputs; displayed values and growth are calculated: The approved 2025 three-year, xx.xx-asset agreement supplies a monetary third-party purchasing counterexample; approved value is not realized annual revenue.
    ([sanbernardino.legistar.com](https://sanbernardino.legistar.com/LegislationDetail.aspx?GUID=06EA5122-33FD-472E-B939-A8FA6E015FEB&ID=xx.xx&Options=&Search=))
    - Evidence informing forecast-year allocation inputs; displayed values and growth are calculated: The approved 2025 three-year, xx.xx-asset agreement supplies a monetary third-party purchasing counterexample; approved value is not realized annual revenue.
    ([sanbernardino.legistar.com](https://sanbernardino.legistar.com/LegislationDetail.aspx?GUID=06EA5122-33FD-472E-B939-A8FA6E015FEB&ID=xx.xx&Options=&Search=))
    - Evidence informing base-year allocation inputs; displayed values and growth are calculated: The public agreement combines scheduled maintenance, repairs and parts, supporting combined purchased obligations.
    ([sanbernardino.legistar.com](https://sanbernardino.legistar.com/LegislationDetail.aspx?GUID=06EA5122-33FD-472E-B939-A8FA6E015FEB&ID=xx.xx&Options=&Search=))
    - Evidence informing forecast-year allocation inputs; displayed values and growth are calculated: The public agreement combines scheduled maintenance, repairs and parts, supporting combined purchased obligations.
    ([sanbernardino.legistar.com](https://sanbernardino.legistar.com/LegislationDetail.aspx?GUID=06EA5122-33FD-472E-B939-A8FA6E015FEB&ID=xx.xx&Options=&Search=))
18. Radiation Protection in Newer Medical Imaging Techniques: PET/CT - Safety Reports Series No. 58
    - Evidence informing forecast-year allocation inputs; displayed values and growth are calculated: The 2008 commercial equipment-sales discussion supports historical standalone-to-hybrid substitution, not a current maintenance share or retirement rate.
    ([www-pub.iaea.org](https://www-pub.iaea.org/MTCD/Publications/PDF/pub1343_web.pdf))
    - Evidence informing forecast-year allocation inputs; displayed values and growth are calculated: Historical PET/CT equipment adoption supplies a directional substitution premise, not contemporary service revenue.
    ([www-pub.iaea.org](https://www-pub.iaea.org/MTCD/Publications/PDF/pub1343_web.pdf))

19. Nexaris-At the nexus of treatment innovation

    · Evidence informing base-year allocation inputs; displayed values and growth are calculated: Named Angio-CT and Angio-MR-CT offerings corroborate integrated interventional configurations, not their maintenance terms, installed count or revenue.
    ([siemens-healthineers.com](https://www.siemens-healthineers.com/angio/nexaris-therapy-suites))

    · Evidence informing forecast-year allocation inputs; displayed values and growth are calculated: Named Angio-CT and Angio-MR-CT offerings corroborate integrated interventional configurations, not their maintenance terms, installed count or revenue.
    ([siemens-healthineers.com](https://www.siemens-healthineers.com/angio/nexaris-therapy-suites))

20. Development of Applications for the Elmammo Avant Class Dedicated Breast PET System

    · Evidence informing base-year allocation inputs; displayed values and growth are calculated: Ten dedicated-PET installations reported by August 2017 establish dated niche commercial activity, not current worldwide stock.
    ([shimadzu.com](https://www.shimadzu.com/about/magazine/tec_news/srv74_12/report08.html))

    · Evidence informing forecast-year allocation inputs; displayed values and growth are calculated: Ten dedicated-PET installations reported by August 2017 establish dated niche commercial activity, not current worldwide stock.
    ([shimadzu.com](https://www.shimadzu.com/about/magazine/tec_news/srv74_12/report08.html))

21. Release of High-Resolution PET System PositView Utilizing High Resolution to Support Research and Development into Diagnosis and Early Treatment for Dementia

    · Evidence informing base-year allocation inputs; displayed values and growth are calculated: The July xx.xx 2025 U.S. marketing announcement provides counterevidence to treating all standalone PET activity as declining legacy systems; maintenance adoption remains unmeasured.
    ([shimadzu-usa.com](https://www.shimadzu-usa.com/news/2025/2025jul25.html))

    · Evidence informing forecast-year allocation inputs; displayed values and growth are calculated: The July xx.xx 2025 U.S. marketing announcement provides counterevidence to treating all standalone PET activity as declining legacy systems; maintenance adoption remains unmeasured.
    ([shimadzu-usa.com](https://www.shimadzu-usa.com/news/2025/2025jul25.html))

22. DIrectory of RAdiotherapy Centres (DIRAC)

    · Evidence informing base-year allocation inputs; displayed values and growth are calculated: Current registry footprint exceeds xx.xx radiotherapy centres; this constrains the assumed treatment-planning customer pool but does not report 2025 simulator stocks or maintenance revenue.

    · Evidence informing forecast-year allocation inputs; displayed values and growth are calculated: Current registry footprint exceeds xx.xx radiotherapy centres; this constrains the assumed treatment-planning customer pool but does not report 2025 simulator stocks or maintenance revenue.

23. Maintenance of the Somatom Definition AS CT simulator from Siemens

    · Evidence informing forecast-year allocation inputs; displayed values and growth are calculated: CT-simulator maintenance was awarded September xx.xx 2026 for EUR xx.xx. Unknown contract duration prevents conversion into annual spending; the award supports a distinct purchased planning-asset obligation.

24. Canadian Medical Imaging Inventory 2022-2023: Provincial and Territorial Overview
    - Evidence informing base-year allocation inputs; displayed values and growth are calculated: Reported hospital and private-facility site types constrain buyer attribution, with explicit regional and classification limitations.
    - Evidence informing forecast-year allocation inputs; displayed values and growth are calculated: Reported hospital and private-facility site types constrain buyer attribution, with explicit regional and classification limitations.
    - Evidence informing base-year allocation inputs; displayed values and growth are calculated: Private-site participation supplies an outpatient calibration lead; private ownership is not equated automatically with imaging-centre status.
    - Evidence informing forecast-year allocation inputs; displayed values and growth are calculated: Private-site participation supplies an outpatient calibration lead; private ownership is not equated automatically with imaging-centre status.
    - Evidence informing base-year allocation inputs; displayed values and growth are calculated: Modality-specific 2022-2023 age distributions supply observed inputs to the explicitly assumed age-to-support-endpoint bridge.
    - Evidence informing forecast-year allocation inputs; displayed values and growth are calculated: Modality-specific 2022-2023 age distributions supply observed inputs to the explicitly assumed age-to-support-endpoint bridge.
    - Evidence informing base-year allocation inputs; displayed values and growth are calculated: Older-equipment distributions constrain the beyond-support model but do not directly measure manufacturer support withdrawal.
    - Evidence informing forecast-year allocation inputs; displayed values and growth are calculated: Older-equipment distributions constrain the beyond-support model but do not directly measure manufacturer support withdrawal.
25. MLN909060 - Independent Diagnostic Testing Facility, February 2026
    - Evidence informing forecast-year allocation inputs; displayed values and growth are calculated: Official mobile-IDTF distinctions separate clinical operators from equipment/personnel leasing and establish a maintenance responsibility, not an outsourcing percentage.
26. Maintenance service agreements
    - Evidence informing base-year allocation inputs; displayed values and growth are calculated: Approximately xx.xx% remotely resolved corrective cases constrain channel assumptions but cannot be substituted for remote-only spending.
    - Evidence informing forecast-year allocation inputs; displayed values and growth are calculated: Approximately xx.xx% remotely resolved corrective cases constrain channel assumptions but cannot be substituted for remote-only spending.
    - Evidence informing base-year allocation inputs; displayed values and growth are calculated: RightFit combines field and remote expertise under customizable agreements, supporting an inseparable integrated-obligation category.
    - Evidence informing forecast-year allocation inputs; displayed values and growth are calculated: RightFit combines field and remote expertise under customizable agreements, supporting an inseparable integrated-obligation category.
    - Evidence informing base-year allocation inputs; displayed values and growth are calculated: Field-engineer access remains part of the commercial offering; remote resolution does not eliminate purchased attendance obligations.
    - Evidence informing forecast-year allocation inputs; displayed values and growth are calculated: Field-engineer access remains part of the commercial offering; remote resolution does not eliminate purchased attendance obligations.

27. Portable Ultrasound Repair Depot
    - Evidence informing base-year allocation inputs; displayed values and growth are calculated: Accepted portable ultrasound systems are repaired at a service centre, supporting a system-level depot channel with eligibility and repaired-portion limits.
    - Evidence informing forecast-year allocation inputs; displayed values and growth are calculated: Accepted portable ultrasound systems are repaired at a service centre, supporting a system-level depot channel with eligibility and repaired-portion limits.
    - Evidence informing base-year allocation inputs; displayed values and growth are calculated: Flat-rate repair for eligible jobs establishes event-specific pricing, while excluded cases receive alternative quotations; adoption is not disclosed.
    - Evidence informing forecast-year allocation inputs; displayed values and growth are calculated: Flat-rate repair for eligible jobs establishes event-specific pricing, while excluded cases receive alternative quotations; adoption is not disclosed.
28. Managed Neutral Vendor Services
    - Evidence informing forecast-year allocation inputs; displayed values and growth are calculated: The managed framework runs January xx.xx 2026-January xx.xx 2030 and requires mini-competition. It supports route availability, not realized maintenance revenue or guaranteed continuation to 2032.
29. TruPay - GE HealthCare commercial brochure
    - Evidence informing base-year allocation inputs; displayed values and growth are calculated: The official brochure has a fixed first-xx.xx-patient price plus further usage slabs, supporting minimum-plus-variable classification when both components apply.
    - Evidence informing forecast-year allocation inputs; displayed values and growth are calculated: The official brochure has a fixed first-xx.xx-patient price plus further usage slabs, supporting minimum-plus-variable classification when both components apply.
    - Evidence informing base-year allocation inputs; displayed values and growth are calculated: The explicit minimum payment constrains the pure Usage-Based Fees numerator; a pay-per-use promotional label does not independently establish variable-only billing.
    - Evidence informing forecast-year allocation inputs; displayed values and growth are calculated: The explicit minimum payment constrains the pure Usage-Based Fees numerator; a pay-per-use promotional label does not independently establish variable-only billing.
30. Flexible Multi-Vendor Medical Imaging Equipment Service
    - Evidence informing base-year allocation inputs; displayed values and growth are calculated: A disclosed Time & Materials option supports a separate input-charged commercial route without reporting realized revenue or exact customer terms.
    - Evidence informing forecast-year allocation inputs; displayed values and growth are calculated: A disclosed Time & Materials option supports a separate input-charged commercial route without reporting realized revenue or exact customer terms.
    - Evidence informing base-year allocation inputs; displayed values and growth are calculated: Advertised post-OEM-support service corroborates continuing commercial participation beyond manufacturer support, but not universal model eligibility.
    - Evidence informing forecast-year allocation inputs; displayed values and growth are calculated: Advertised post-OEM-support service corroborates continuing commercial participation beyond manufacturer support, but not universal model eligibility.

20.2. China

Table 380. China Medical Imaging Equipment Maintenance Services Market Size, 2017-2040 (USD Million)

Country	2017	2024	2025	2026	2027	2032	2040	CAGR (%)
China	**xx.xx**	**xx.xx**	**xx.xx**	**xx.xx**	**xx.xx**	**xx.xx**	**xx.xx**	**xx.xx**

Table 381. China Medical Imaging Equipment Maintenance Services Market Size, by Maintenance Function, 2017-2040 (USD Million)

Maintenance Function	2017	2024	2025	2026	2027	2032	2040	CAGR (%)
Combined Preventive and Corrective Maintenance	xx.xx	xx.xx	xx.xx	xx.xx	xx.xx	xx.xx	xx.xx	xx.xx
Corrective Maintenance	xx.xx	xx.xx	xx.xx	xx.xx	xx.xx	xx.xx	xx.xx	xx.xx
Inspection and Verification	xx.xx	xx.xx	xx.xx	xx.xx	xx.xx	xx.xx	xx.xx	xx.xx
Preventive Maintenance	xx.xx	xx.xx	xx.xx	xx.xx	xx.xx	xx.xx	xx.xx	xx.xx
Total	**xx.xx**	**xx.xx**	**xx.xx**	**xx.xx**	**xx.xx**	**xx.xx**	**xx.xx**	**xx.xx**

Table 382. China Medical Imaging Equipment Maintenance Services Market Size, by Imaging Modality, 2017-2040 (USD Million)

Imaging Modality	2017	2024	2025	2026	2027	2032	2040	CAGR (%)
Bone Densitometry	xx.xx	xx.xx	xx.xx	xx.xx	xx.xx	xx.xx	xx.xx	xx.xx
Computed Tomography	xx.xx	xx.xx	xx.xx	xx.xx	xx.xx	xx.xx	xx.xx	xx.xx
Dental Radiology	xx.xx	xx.xx	xx.xx	xx.xx	xx.xx	xx.xx	xx.xx	xx.xx
Fluoroscopy and Angiography	xx.xx	xx.xx	xx.xx	xx.xx	xx.xx	xx.xx	xx.xx	xx.xx
General Radiography	xx.xx	xx.xx	xx.xx	xx.xx	xx.xx	xx.xx	xx.xx	xx.xx
Hybrid Imaging	xx.xx	xx.xx	xx.xx	xx.xx	xx.xx	xx.xx	xx.xx	xx.xx
Magnetic Resonance Imaging	xx.xx	xx.xx	xx.xx	xx.xx	xx.xx	xx.xx	xx.xx	xx.xx
Mammography	xx.xx	xx.xx	xx.xx	xx.xx	xx.xx	xx.xx	xx.xx	xx.xx
Nuclear Medicine Imaging	xx.xx	xx.xx	xx.xx	xx.xx	xx.xx	xx.xx	xx.xx	xx.xx
Ultrasound	xx.xx	xx.xx	xx.xx	xx.xx	xx.xx	xx.xx	xx.xx	xx.xx
Total	**xx.xx**	**xx.xx**	**xx.xx**	**xx.xx**	**xx.xx**	**xx.xx**	**xx.xx**	**xx.xx**

Table 383. China Medical Imaging Equipment Maintenance Services Market Size, by Hybrid Imaging, 2017-2040 (USD Million)

Hybrid Imaging	2017	2024	2025	2026	2027	2032	2040	CAGR (%)
Hybrid Interventional Imaging	xx.xx	xx.xx	xx.xx	xx.xx	xx.xx	xx.xx	xx.xx	xx.xx
PET/CT	xx.xx	xx.xx	xx.xx	xx.xx	xx.xx	xx.xx	xx.xx	xx.xx
PET/MRI	xx.xx	xx.xx	xx.xx	xx.xx	xx.xx	xx.xx	xx.xx	xx.xx
SPECT/CT	xx.xx	xx.xx	xx.xx	xx.xx	xx.xx	xx.xx	xx.xx	xx.xx
Total	**xx.xx**	**xx.xx**	**xx.xx**	**xx.xx**	**xx.xx**	**xx.xx**	**xx.xx**	**xx.xx**

Table 384. China Medical Imaging Equipment Maintenance Services Market Size, by Nuclear Medicine Imaging, 2017-2040 (USD Million)

Nuclear Medicine Imaging	2017	2024	2025	2026	2027	2032	2040	CAGR (%)
Gamma Camera and SPECT Imaging	xx.xx	xx.xx	xx.xx	xx.xx	xx.xx	xx.xx	xx.xx	xx.xx
Standalone PET Imaging	xx.xx	xx.xx	xx.xx	xx.xx	xx.xx	xx.xx	xx.xx	xx.xx
Total	**xx.xx**	**xx.xx**	**xx.xx**	**xx.xx**	**xx.xx**	**xx.xx**	**xx.xx**	**xx.xx**

Table 385. China Medical Imaging Equipment Maintenance Services Market Size, by Clinical Use, 2017-2040 (USD Million)

Clinical Use	2017	2024	2025	2026	2027	2032	2040	CAGR (%)
Diagnostic and Screening Imaging	xx.xx	xx.xx	xx.xx	xx.xx	xx.xx	xx.xx	xx.xx	xx.xx
Image-Guided Intervention	xx.xx	xx.xx	xx.xx	xx.xx	xx.xx	xx.xx	xx.xx	xx.xx
Shared-Use Imaging	xx.xx	xx.xx	xx.xx	xx.xx	xx.xx	xx.xx	xx.xx	xx.xx
Treatment-Planning Imaging	xx.xx	xx.xx	xx.xx	xx.xx	xx.xx	xx.xx	xx.xx	xx.xx
Total	**xx.xx**	**xx.xx**	**xx.xx**	**xx.xx**	**xx.xx**	**xx.xx**	**xx.xx**	**xx.xx**

Table 386. China Medical Imaging Equipment Maintenance Services Market Size, by End User, 2017-2040 (USD Million)

End User	2017	2024	2025	2026	2027	2032	2040	CAGR (%)
Ambulatory Care Centers	xx.xx	xx.xx	xx.xx	xx.xx	xx.xx	xx.xx	xx.xx	xx.xx
Dental Practices	xx.xx	xx.xx	xx.xx	xx.xx	xx.xx	xx.xx	xx.xx	xx.xx
Diagnostic Imaging Centers	xx.xx	xx.xx	xx.xx	xx.xx	xx.xx	xx.xx	xx.xx	xx.xx
Hospitals	xx.xx	xx.xx	xx.xx	xx.xx	xx.xx	xx.xx	xx.xx	xx.xx
Medical and Allied Health Practices	xx.xx	xx.xx	xx.xx	xx.xx	xx.xx	xx.xx	xx.xx	xx.xx
Mobile Imaging Operators	xx.xx	xx.xx	xx.xx	xx.xx	xx.xx	xx.xx	xx.xx	xx.xx
Total	**xx.xx**	**xx.xx**	**xx.xx**	**xx.xx**	**xx.xx**	**xx.xx**	**xx.xx**	**xx.xx**

Table 387. China Medical Imaging Equipment Maintenance Services Market Size, by Service Delivery, 2017-2040 (USD Million)

Service Delivery	2017	2024	2025	2026	2027	2032	2040	CAGR (%)
Depot Repair	xx.xx	xx.xx	xx.xx	xx.xx	xx.xx	xx.xx	xx.xx	xx.xx
Integrated Service Delivery	xx.xx	xx.xx	xx.xx	xx.xx	xx.xx	xx.xx	xx.xx	xx.xx
On-Site Service	xx.xx	xx.xx	xx.xx	xx.xx	xx.xx	xx.xx	xx.xx	xx.xx
Remote Service	xx.xx	xx.xx	xx.xx	xx.xx	xx.xx	xx.xx	xx.xx	xx.xx
Total	**xx.xx**	**xx.xx**	**xx.xx**	**xx.xx**	**xx.xx**	**xx.xx**	**xx.xx**	**xx.xx**

Table 388. China Medical Imaging Equipment Maintenance Services Market Size, by Procurement Route, 2017-2040 (USD Million)

Procurement Route	2017	2024	2025	2026	2027	2032	2040	CAGR (%)
Framework and Master-Agreement Orders	xx.xx	xx.xx	xx.xx	xx.xx	xx.xx	xx.xx	xx.xx	xx.xx
Standalone Procurement	xx.xx	xx.xx	xx.xx	xx.xx	xx.xx	xx.xx	xx.xx	xx.xx
Total	**xx.xx**	**xx.xx**	**xx.xx**	**xx.xx**	**xx.xx**	**xx.xx**	**xx.xx**	**xx.xx**

Table 389. China Medical Imaging Equipment Maintenance Services Market Size, by Service Provider Relationship, 2017-2040 (USD Million)

Service Provider Relationship	2017	2024	2025	2026	2027	2032	2040	CAGR (%)
Manufacturer-Provided Service	xx.xx	xx.xx	xx.xx	xx.xx	xx.xx	xx.xx	xx.xx	xx.xx
Third-Party Service	xx.xx	xx.xx	xx.xx	xx.xx	xx.xx	xx.xx	xx.xx	xx.xx
Total	**xx.xx**	**xx.xx**	**xx.xx**	**xx.xx**	**xx.xx**	**xx.xx**	**xx.xx**	**xx.xx**

Table 390. China Medical Imaging Equipment Maintenance Services Market Size, by Contract Coverage, 2017-2040 (USD Million)

Contract Coverage	2017	2024	2025	2026	2027	2032	2040	CAGR (%)
Event-Specific Service	xx.xx	xx.xx	xx.xx	xx.xx	xx.xx	xx.xx	xx.xx	xx.xx
Full-Service Coverage	xx.xx	xx.xx	xx.xx	xx.xx	xx.xx	xx.xx	xx.xx	xx.xx
Limited-Service Coverage	xx.xx	xx.xx	xx.xx	xx.xx	xx.xx	xx.xx	xx.xx	xx.xx
Shared Maintenance Coverage	xx.xx	xx.xx	xx.xx	xx.xx	xx.xx	xx.xx	xx.xx	xx.xx
Total	**xx.xx**	**xx.xx**	**xx.xx**	**xx.xx**	**xx.xx**	**xx.xx**	**xx.xx**	**xx.xx**

Table 391. China Medical Imaging Equipment Maintenance Services Market Size, by Pricing Model, 2017-2040 (USD Million)

Pricing Model	2017	2024	2025	2026	2027	2032	2040	CAGR (%)
Fixed Per-Event Fees	xx.xx	xx.xx	xx.xx	xx.xx	xx.xx	xx.xx	xx.xx	xx.xx
Fixed Periodic Fees	xx.xx	xx.xx	xx.xx	xx.xx	xx.xx	xx.xx	xx.xx	xx.xx
Hybrid Pricing	xx.xx	xx.xx	xx.xx	xx.xx	xx.xx	xx.xx	xx.xx	xx.xx
Time-and-Materials Pricing	xx.xx	xx.xx	xx.xx	xx.xx	xx.xx	xx.xx	xx.xx	xx.xx
Usage-Based Fees	xx.xx	xx.xx	xx.xx	xx.xx	xx.xx	xx.xx	xx.xx	xx.xx
Total	**xx.xx**	**xx.xx**	**xx.xx**	**xx.xx**	**xx.xx**	**xx.xx**	**xx.xx**	**xx.xx**

Table 392. China Medical Imaging Equipment Maintenance Services Market Size, by Vendor Scope, 2017-2040 (USD Million)

Vendor Scope	2017	2024	2025	2026	2027	2032	2040	CAGR (%)
Multi-Vendor Coverage	xx.xx	xx.xx	xx.xx	xx.xx	xx.xx	xx.xx	xx.xx	xx.xx
Single-Vendor Coverage	xx.xx	xx.xx	xx.xx	xx.xx	xx.xx	xx.xx	xx.xx	xx.xx
Total	**xx.xx**	**xx.xx**	**xx.xx**	**xx.xx**	**xx.xx**	**xx.xx**	**xx.xx**	**xx.xx**

Table 393. China Medical Imaging Equipment Maintenance Services Market Size, by Equipment Support Lifecycle, 2017-2040 (USD Million)

Equipment Support Lifecycle	2017	2024	2025	2026	2027	2032	2040	CAGR (%)
Beyond Manufacturer Support	xx.xx	xx.xx	xx.xx	xx.xx	xx.xx	xx.xx	xx.xx	xx.xx
Within Manufacturer Support	xx.xx	xx.xx	xx.xx	xx.xx	xx.xx	xx.xx	xx.xx	xx.xx
Total	**xx.xx**	**xx.xx**	**xx.xx**	**xx.xx**	**xx.xx**	**xx.xx**	**xx.xx**	**xx.xx**

Sources & Evidence

1. GE HealthCare Technologies Inc. - 2025 Form 10-K
   - Evidence informing the 2023 market-value input; displayed series and growth include calculations: Reported services revenue of USD xx.xx supplies a historical commercial-activity proxy; it is broader than imaging maintenance.
   - Evidence informing the 2024 market-value input; displayed series and growth include calculations: Reported services revenue of USD xx.xx supplies the comparable historical proxy.
   - Evidence informing base-year allocation inputs; displayed values and growth are calculated: China destination sales were USD xx.xx; regional sales declined in 2025.
   - Evidence informing forecast-year allocation inputs; displayed values and growth are calculated: China destination sales were USD xx.xx; regional sales declined in 2025.
2. GE HealthCare Technologies Inc. - 2022 Form 10-K
   - Evidence informing the 2020 market-value input; displayed series and growth include calculations: Services revenue of USD xx.xx anchors the high-cost equipment cohort's historical activity index.
   - Evidence informing the 2021 market-value input; displayed series and growth include calculations: Services revenue of USD xx.xx supplies the comparable activity index.
   - Evidence informing the 2022 market-value input; displayed series and growth include calculations: Services revenue of USD xx.xx supplies the activity index. The filing attributes the services decline primarily to unfavorable currency effects.
3. Health at a Glance 2025 - Diagnostic Technologies
   - Evidence informing the 2032 market-value input; displayed series and growth include calculations: Long-run increases in imaging activity support continued equipment demand; examination volumes are not substituted for maintenance revenue.
   - Evidence informing the 2040 market-value input; displayed series and growth include calculations: The observed country variation and incomplete coverage constrain long-run stock-growth assumptions and prohibit uniform worldwide density extrapolation.
4. OnWatch Predict
   - Evidence informing the 2032 market-value input; displayed series and growth include calculations: Conditional reported benefits support considering a service-efficiency counterforce, not applying downtime reductions directly to service revenue.
   - Evidence informing the 2040 market-value input; displayed series and growth include calculations: The offering supports retaining human and component fulfillment costs in the long-run forecast; it does not establish autonomous servicing or engineer replacement.

5. Unite In-House Service Solutions
   - Evidence informing the 2032 market-value input; displayed series and growth include calculations: The retained-labor boundary supports the modeled purchased-scope counterforce, without measuring future adoption.
   - Evidence informing the 2040 market-value input; displayed series and growth include calculations: The offering supports maintaining a distinction between installed equipment obligations and externally purchased service expenditure.
   - Evidence informing base-year allocation inputs; displayed values and growth are calculated: The offering excludes included onsite and planned-maintenance labor, supporting retained-work and purchased-payment distinctions, not observed adoption. ([gehealthcare.com](https://www.gehealthcare.com/en/services/unite-in-house))
   - Evidence informing forecast-year allocation inputs; displayed values and growth are calculated: The offering excludes included onsite and planned-maintenance labor, supporting retained-work and purchased-payment distinctions, not observed adoption. ([gehealthcare.com](https://www.gehealthcare.com/en/services/unite-in-house))
   - Evidence informing base-year allocation inputs; displayed values and growth are calculated: The published xx.xx% remote fix rate is a case-resolution observation, not remote-only revenue. Separately billed on-site labor supports the responsibility distinction.
   - Evidence informing forecast-year allocation inputs; displayed values and growth are calculated: The published xx.xx% remote fix rate is a case-resolution observation, not remote-only revenue. Separately billed on-site labor supports the responsibility distinction.
   - Evidence informing base-year allocation inputs; displayed values and growth are calculated: Excluded on-site and planned-maintenance labor prevents interpreting every remote-support plan as inclusive integrated fulfillment.
   - Evidence informing forecast-year allocation inputs; displayed values and growth are calculated: Excluded on-site and planned-maintenance labor prevents interpreting every remote-support plan as inclusive integrated fulfillment.
   - Evidence informing base-year allocation inputs; displayed values and growth are calculated: Periodic support with additional billed labor or parts supports mixed payment components rather than universal fixed full coverage.
   - Evidence informing forecast-year allocation inputs; displayed values and growth are calculated: Periodic support with additional billed labor or parts supports mixed payment components rather than universal fixed full coverage.
   - Evidence informing base-year allocation inputs; displayed values and growth are calculated: Enterprise offerings covering GE HealthCare assets establish an own-brand agreement example without measuring its market penetration.
   - Evidence informing forecast-year allocation inputs; displayed values and growth are calculated: Enterprise offerings covering GE HealthCare assets establish an own-brand agreement example without measuring its market penetration.

6. Philips Standard Terms and Conditions of Service, Revision 23, April 2024
   - Evidence informing the 2032 market-value input; displayed series and growth include calculations: Published lifecycle terms condition post-End-of-Life repair on parts and trained-personnel availability and remove the earlier uptime guarantee. These constrain assumed indefinite support extension.
   - Evidence informing the 2040 market-value input; displayed series and growth include calculations: The lifecycle conditions support including retirement and support limitations in long-run growth assumptions, but do not establish a dated global withdrawal event.
   - Evidence informing base-year allocation inputs; displayed values and growth are calculated: Post-End-of-Life obligations change materially, supporting a declared-support endpoint rather than an automatic equipment-age threshold.
   - Evidence informing forecast-year allocation inputs; displayed values and growth are calculated: Post-End-of-Life obligations change materially, supporting a declared-support endpoint rather than an automatic equipment-age threshold.
   - Evidence informing base-year allocation inputs; displayed values and growth are calculated: Post-endpoint repair depends on parts and trained-personnel availability without the earlier uptime guarantee; continuing service is conditional, not indefinite.
   - Evidence informing forecast-year allocation inputs; displayed values and growth are calculated: Post-endpoint repair depends on parts and trained-personnel availability without the earlier uptime guarantee; continuing service is conditional, not indefinite.

7. RadNet, Inc. - 2025 Form 10-K
   - Evidence informing base-year allocation inputs; displayed values and growth are calculated: The disclosed X-ray fleet provides a buyer-footprint check, not global maintenance revenue. ([sec.gov](https://www.sec.gov/Archives/edgar/data/xx.xx/xx.xx/rdnt-xx.xx.htm))
   - Evidence informing forecast-year allocation inputs; displayed values and growth are calculated: The disclosed X-ray fleet provides a buyer-footprint check, not global maintenance revenue. ([sec.gov](https://www.sec.gov/Archives/edgar/data/xx.xx/xx.xx/rdnt-xx.xx.htm))
   - Evidence informing base-year allocation inputs; displayed values and growth are calculated: The disclosed fluoroscopy fleet constrains the outpatient comparator's scope. ([sec.gov](https://www.sec.gov/Archives/edgar/data/xx.xx/xx.xx/rdnt-xx.xx.htm))
   - Evidence informing forecast-year allocation inputs; displayed values and growth are calculated: The disclosed fluoroscopy fleet constrains the outpatient comparator's scope. ([sec.gov](https://www.sec.gov/Archives/edgar/data/xx.xx/xx.xx/rdnt-xx.xx.htm))
   - Evidence informing base-year allocation inputs; displayed values and growth are calculated: CT fleet changes provide an independent relative-activity check. ([sec.gov](https://www.sec.gov/Archives/edgar/data/xx.xx/xx.xx/rdnt-xx.xx.htm))
   - Evidence informing forecast-year allocation inputs; displayed values and growth are calculated: CT fleet changes provide an independent relative-activity check. ([sec.gov](https://www.sec.gov/Archives/edgar/data/xx.xx/xx.xx/rdnt-xx.xx.htm))
   - Evidence informing base-year allocation inputs; displayed values and growth are calculated: MRI fleet changes inform a restrained relative-growth assumption. ([sec.gov](https://www.sec.gov/Archives/edgar/data/xx.xx/xx.xx/rdnt-xx.xx.htm))
   - Evidence informing forecast-year allocation inputs; displayed values and growth are calculated: MRI fleet changes inform a restrained relative-growth assumption. ([sec.gov](https://www.sec.gov/Archives/edgar/data/xx.xx/xx.xx/rdnt-xx.xx.htm))
   - Evidence informing base-year allocation inputs; displayed values and growth are calculated: Ultrasound fleet disclosure supplies a commercial-stock comparator. ([sec.gov](https://www.sec.gov/Archives/edgar/data/xx.xx/xx.xx/rdnt-xx.xx.htm))
   - Evidence informing forecast-year allocation inputs; displayed values and growth are calculated: Ultrasound fleet disclosure supplies a commercial-stock comparator. ([sec.gov](https://www.sec.gov/Archives/edgar/data/xx.xx/xx.xx/rdnt-xx.xx.htm))
   - Evidence informing base-year allocation inputs; displayed values and growth are calculated: Mammography fleet disclosure supplies a commercial-stock comparator. ([sec.gov](https://www.sec.gov/Archives/edgar/data/xx.xx/xx.xx/rdnt-xx.xx.htm))
   - Evidence informing forecast-year allocation inputs; displayed values and growth are calculated: Mammography fleet disclosure supplies a commercial-stock comparator. ([sec.gov](https://www.sec.gov/Archives/edgar/data/xx.xx/xx.xx/rdnt-xx.xx.htm))
   - Evidence informing base-year allocation inputs; displayed values and growth are calculated: PET/CT fleet growth provides a differentiated adoption comparator. ([sec.gov](https://www.sec.gov/Archives/edgar/data/xx.xx/xx.xx/rdnt-xx.xx.htm))
   - Evidence informing forecast-year allocation inputs; displayed values and growth are calculated: PET/CT fleet growth provides a differentiated adoption comparator. ([sec.gov](https://www.sec.gov/Archives/edgar/data/xx.xx/xx.xx/rdnt-xx.xx.htm))
   - Evidence informing base-year allocation inputs; displayed values and growth are calculated: Manufacturer service arrangements corroborate buyer-side participation, without a spending split. ([sec.gov](https://www.sec.gov/Archives/edgar/data/xx.xx/xx.xx/rdnt-xx.xx.htm))
   - Evidence informing forecast-year allocation inputs; displayed values and growth are calculated: Manufacturer service arrangements corroborate buyer-side participation, without a spending split. ([sec.gov](https://www.sec.gov/Archives/edgar/data/xx.xx/xx.xx/rdnt-xx.xx.htm))
   - Evidence informing base-year allocation inputs; displayed values and growth are calculated: The operator reports external manufacturer-service arrangements and modality fleets. Applying inherited fees produces a modeled fleet-activity index, not observed maintenance expense.
   - Evidence informing forecast-year allocation inputs; displayed values and growth are calculated: The operator reports external manufacturer-service arrangements and modality fleets. Applying inherited fees produces a modeled fleet-activity index, not observed maintenance expense.
   - Evidence informing base-year allocation inputs; displayed values and growth are calculated: The disclosed outpatient fleet is counterevidence against treating hospital-heavy national samples as universal buyer distributions.
   - Evidence informing forecast-year allocation inputs; displayed values and growth are calculated: The disclosed

8. Contracting in Medical Equipment Maintenance Services: An Empirical Investigation
   - Evidence informing base-year allocation inputs; displayed values and growth are calculated: The historical scanner dataset supplies observed plan-selection proportions, not current global value shares. ([business.columbia.edu](https://business.columbia.edu/sites/default/files-efs/pubfiles/xx.xx/besbes_contracting.pdf))
   - Evidence informing forecast-year allocation inputs; displayed values and growth are calculated: The historical scanner dataset supplies observed plan-selection proportions, not current global value shares. ([business.columbia.edu](https://business.columbia.edu/sites/default/files-efs/pubfiles/xx.xx/besbes_contracting.pdf))
   - Evidence informing base-year allocation inputs; displayed values and growth are calculated: Basic and partial plans constrain the narrower-standing-coverage model. ([business.columbia.edu](https://business.columbia.edu/sites/default/files-efs/pubfiles/xx.xx/besbes_contracting.pdf))
   - Evidence informing forecast-year allocation inputs; displayed values and growth are calculated: Basic and partial plans constrain the narrower-standing-coverage model. ([business.columbia.edu](https://business.columbia.edu/sites/default/files-efs/pubfiles/xx.xx/besbes_contracting.pdf))
   - Evidence informing base-year allocation inputs; displayed values and growth are calculated: Preventive obligations coexist with differing repair coverage or charging in the studied plans. ([business.columbia.edu](https://business.columbia.edu/sites/default/files-efs/pubfiles/xx.xx/besbes_contracting.pdf))
   - Evidence informing forecast-year allocation inputs; displayed values and growth are calculated: Preventive obligations coexist with differing repair coverage or charging in the studied plans. ([business.columbia.edu](https://business.columbia.edu/sites/default/files-efs/pubfiles/xx.xx/besbes_contracting.pdf))
   - Evidence informing base-year allocation inputs; displayed values and growth are calculated: Historical full-protection selection supplies a purchasing primitive, converted from plan counts to value using an explicit relative-spending assumption.
   - Evidence informing forecast-year allocation inputs; displayed values and growth are calculated: Historical full-protection selection supplies a purchasing primitive, converted from plan counts to value using an explicit relative-spending assumption.
   - Evidence informing base-year allocation inputs; displayed values and growth are calculated: Basic and partial plans contain annual fees plus variable charges, supporting Hybrid Pricing and preventing misclassification as pure time-and-materials.
   - Evidence informing forecast-year allocation inputs; displayed values and growth are calculated: Basic and partial plans contain annual fees plus variable charges, supporting Hybrid Pricing and preventing misclassification as pure time-and-materials.
   - Evidence informing base-year allocation inputs; displayed values and growth are calculated: The study's time-and-materials label includes an annual fee; it constrains exclusions from the pure no-retainer numerator rather than observing that category's current share.
   - Evidence informing forecast-year allocation inputs; displayed values and growth are calculated: The study's time-and-materials label includes an annual fee; it constrains exclusions from the pure no-retainer numerator rather than observing that category's current share.

9. Appendix 3: Framework Agreement Specification-Maintenance, Repair and Calibration of Medical Equipment

- Evidence informing base-year allocation inputs; displayed values and growth are calculated: Comprehensive procurement coverage combines scheduled maintenance and repairs. ([sccl.nhs.uk](https://www.sccl.nhs.uk/wp-content/uploads/2023/xx.xx/Maintenance-Appendix-xx.xx-Framework-Specification.pdf))
- Evidence informing forecast-year allocation inputs; displayed values and growth are calculated: Comprehensive procurement coverage combines scheduled maintenance and repairs. ([sccl.nhs.uk](https://www.sccl.nhs.uk/wp-content/uploads/2023/xx.xx/Maintenance-Appendix-xx.xx-Framework-Specification.pdf))
- Evidence informing base-year allocation inputs; displayed values and growth are calculated: Comprehensive cover and case-specific component treatment support obligation-based classification. ([sccl.nhs.uk](https://www.sccl.nhs.uk/wp-content/uploads/2023/xx.xx/Maintenance-Appendix-xx.xx-Framework-Specification.pdf))
- Evidence informing forecast-year allocation inputs; displayed values and growth are calculated: Comprehensive cover and case-specific component treatment support obligation-based classification. ([sccl.nhs.uk](https://www.sccl.nhs.uk/wp-content/uploads/2023/xx.xx/Maintenance-Appendix-xx.xx-Framework-Specification.pdf))
- Evidence informing base-year allocation inputs; displayed values and growth are calculated: Preventive-only, labor-only and component-limited options establish narrower standing obligations. ([sccl.nhs.uk](https://www.sccl.nhs.uk/wp-content/uploads/2023/xx.xx/Maintenance-Appendix-xx.xx-Framework-Specification.pdf))
- Evidence informing forecast-year allocation inputs; displayed values and growth are calculated: Preventive-only, labor-only and component-limited options establish narrower standing obligations. ([sccl.nhs.uk](https://www.sccl.nhs.uk/wp-content/uploads/2023/xx.xx/Maintenance-Appendix-xx.xx-Framework-Specification.pdf))
- Evidence informing base-year allocation inputs; displayed values and growth are calculated: Collaborative cover explicitly divides work between buyer and supplier. ([sccl.nhs.uk](https://www.sccl.nhs.uk/wp-content/uploads/2023/xx.xx/Maintenance-Appendix-xx.xx-Framework-Specification.pdf))
- Evidence informing forecast-year allocation inputs; displayed values and growth are calculated: Collaborative cover explicitly divides work between buyer and supplier. ([sccl.nhs.uk](https://www.sccl.nhs.uk/wp-content/uploads/2023/xx.xx/Maintenance-Appendix-xx.xx-Framework-Specification.pdf))

10. What's Included in Preventative Maintenance?

- Evidence informing base-year allocation inputs; displayed values and growth are calculated: Published PM-only monthly prices provide annualized narrow-service monetary anchors; they are not full-contract prices. ([blockimaging.com](https://www.blockimaging.com/blog/bid/xx.xx/what-s-included-in-imaging-equipment-preventative-maintenance-really))
- Evidence informing forecast-year allocation inputs; displayed values and growth are calculated: Published PM-only monthly prices provide annualized narrow-service monetary anchors; they are not full-contract prices. ([blockimaging.com](https://www.blockimaging.com/blog/bid/xx.xx/what-s-included-in-imaging-equipment-preventative-maintenance-really))
- Evidence informing base-year allocation inputs; displayed values and growth are calculated: Separately offered PM-only pricing constrains the relative-payment assumption for narrower coverage. ([blockimaging.com](https://www.blockimaging.com/blog/bid/xx.xx/what-s-included-in-imaging-equipment-preventative-maintenance-really))
- Evidence informing forecast-year allocation inputs; displayed values and growth are calculated: Separately offered PM-only pricing constrains the relative-payment assumption for narrower coverage. ([blockimaging.com](https://www.blockimaging.com/blog/bid/xx.xx/what-s-included-in-imaging-equipment-preventative-maintenance-really))

11. X-ray equipment performance surveys
    - Evidence informing base-year allocation inputs; displayed values and growth are calculated: A public healthcare provider separately offers equipment-performance surveys, corroborating an assessment deliverable without measuring its market share. ([uhb.nhs.uk](https://www.uhb.nhs.uk/services/radiation-protection/x-ray-equipment-performance-surveys/))
    - Evidence informing forecast-year allocation inputs; displayed values and growth are calculated: A public healthcare provider separately offers equipment-performance surveys, corroborating an assessment deliverable without measuring its market share. ([uhb.nhs.uk](https://www.uhb.nhs.uk/services/radiation-protection/x-ray-equipment-performance-surveys/))
12. High-Tech Medical Equipment: VA Has Opportunities to Improve Its Acquisition of Maintenance Services
    - Evidence informing base-year allocation inputs; displayed values and growth are calculated: Procurement-selected imaging service obligations and access constraints provide an OEM-retention counterweight, not a global maintenance share. ([gao.gov](https://www.gao.gov/assets/gao-xx.xx-xx.xx.pdf))
    - Evidence informing forecast-year allocation inputs; displayed values and growth are calculated: Procurement-selected imaging service obligations and access constraints provide an OEM-retention counterweight, not a global maintenance share. ([gao.gov](https://www.gao.gov/assets/gao-xx.xx-xx.xx.pdf))
    - Evidence informing base-year allocation inputs; displayed values and growth are calculated: Bounded third-party access-delay examples qualify frictionless substitution assumptions without establishing universal unsuitability. ([gao.gov](https://www.gao.gov/assets/gao-xx.xx-xx.xx.pdf))
    - Evidence informing forecast-year allocation inputs; displayed values and growth are calculated: Bounded third-party access-delay examples qualify frictionless substitution assumptions without establishing universal unsuitability. ([gao.gov](https://www.gao.gov/assets/gao-xx.xx-xx.xx.pdf))
    - Evidence informing base-year allocation inputs; displayed values and growth are calculated: Inspected route counts include xx.xx standalone contracts; the selected federal sample is adjusted rather than treated as Global spending prevalence.
    - Evidence informing forecast-year allocation inputs; displayed values and growth are calculated: Inspected route counts include xx.xx standalone contracts; the selected federal sample is adjusted rather than treated as Global spending prevalence.
    - Evidence informing base-year allocation inputs; displayed values and growth are calculated: Forty-two HTME and four Federal Supply Schedule orders supply the identifiable agreement-order count for a modeled relative-value bridge.
    - Evidence informing forecast-year allocation inputs; displayed values and growth are calculated: Forty-two HTME and four Federal Supply Schedule orders supply the identifiable agreement-order count for a modeled relative-value bridge.
13. Transcript: Final Guidance: Remanufacturing of Medical Devices, September 10, 2024
    - Evidence informing base-year allocation inputs; displayed values and growth are calculated: Manufacturer and third-party servicing roles depend on the particular device, supporting asset-specific attribution. ([fda.gov](https://www.fda.gov/media/xx.xx/download?attachment=))
    - Evidence informing forecast-year allocation inputs; displayed values and growth are calculated: Manufacturer and third-party servicing roles depend on the particular device, supporting asset-specific attribution. ([fda.gov](https://www.fda.gov/media/xx.xx/download?attachment=))
    - Evidence informing base-year allocation inputs; displayed values and growth are calculated: An OEM can service another entity's device as a third-party servicer. ([fda.gov](https://www.fda.gov/media/xx.xx/download?attachment=))
    - Evidence informing forecast-year allocation inputs; displayed values and growth are calculated: An OEM can service another entity's device as a third-party servicer. ([fda.gov](https://www.fda.gov/media/xx.xx/download?attachment=))

14. Multi-vendor services
    - Evidence informing base-year allocation inputs; displayed values and growth are calculated: The advertised Philips and non-Philips service scope demonstrates why corporate identity alone cannot establish OEM attribution.
    ([usa.philips.com](https://www.usa.philips.com/healthcare/service/healthcare-multi-vendor-services))
    - Evidence informing forecast-year allocation inputs; displayed values and growth are calculated: The advertised Philips and non-Philips service scope demonstrates why corporate identity alone cannot establish OEM attribution.
    ([usa.philips.com](https://www.usa.philips.com/healthcare/service/healthcare-multi-vendor-services))
    - Evidence informing base-year allocation inputs; displayed values and growth are calculated: Non-Philips equipment servicing establishes a commercial cross-manufacturer role, not its revenue proportion.
    ([usa.philips.com](https://www.usa.philips.com/healthcare/service/healthcare-multi-vendor-services))
    - Evidence informing forecast-year allocation inputs; displayed values and growth are calculated: Non-Philips equipment servicing establishes a commercial cross-manufacturer role, not its revenue proportion.
    ([usa.philips.com](https://www.usa.philips.com/healthcare/service/healthcare-multi-vendor-services))
    - Evidence informing base-year allocation inputs; displayed values and growth are calculated: Consolidated support for Philips and non-Philips equipment establishes agreement-level multi-vendor coverage; staffing scale and parts access do not measure penetration.
    - Evidence informing forecast-year allocation inputs; displayed values and growth are calculated: Consolidated support for Philips and non-Philips equipment establishes agreement-level multi-vendor coverage; staffing scale and parts access do not measure penetration.
15. San Bernardino County - File 11902: Asset Management Agreement with Renovo Solutions LLC for Maintenance Services
    - Evidence informing base-year allocation inputs; displayed values and growth are calculated: The approved 2025 three-year, xx.xx-asset agreement supplies a monetary third-party purchasing counterexample; approved value is not realized annual revenue.
    ([sanbernardino.legistar.com](https://sanbernardino.legistar.com/LegislationDetail.aspx?GUID=06EA5122-33FD-472E-B939-A8FA6E015FEB&ID=xx.xx&Options=&Search=))
    - Evidence informing forecast-year allocation inputs; displayed values and growth are calculated: The approved 2025 three-year, xx.xx-asset agreement supplies a monetary third-party purchasing counterexample; approved value is not realized annual revenue.
    ([sanbernardino.legistar.com](https://sanbernardino.legistar.com/LegislationDetail.aspx?GUID=06EA5122-33FD-472E-B939-A8FA6E015FEB&ID=xx.xx&Options=&Search=))
    - Evidence informing base-year allocation inputs; displayed values and growth are calculated: The public agreement combines scheduled maintenance, repairs and parts, supporting combined purchased obligations.
    ([sanbernardino.legistar.com](https://sanbernardino.legistar.com/LegislationDetail.aspx?GUID=06EA5122-33FD-472E-B939-A8FA6E015FEB&ID=xx.xx&Options=&Search=))
    - Evidence informing forecast-year allocation inputs; displayed values and growth are calculated: The public agreement combines scheduled maintenance, repairs and parts, supporting combined purchased obligations.
    ([sanbernardino.legistar.com](https://sanbernardino.legistar.com/LegislationDetail.aspx?GUID=06EA5122-33FD-472E-B939-A8FA6E015FEB&ID=xx.xx&Options=&Search=))
16. Radiation Protection in Newer Medical Imaging Techniques: PET/CT - Safety Reports Series No. 58
    - Evidence informing forecast-year allocation inputs; displayed values and growth are calculated: The 2008 commercial equipment-sales discussion supports historical standalone-to-hybrid substitution, not a current maintenance share or retirement rate.
    ([www-pub.iaea.org](https://www-pub.iaea.org/MTCD/Publications/PDF/pub1343_web.pdf))
    - Evidence informing forecast-year allocation inputs; displayed values and growth are calculated: Historical PET/CT equipment adoption supplies a directional substitution premise, not contemporary service revenue.
    ([www-pub.iaea.org](https://www-pub.iaea.org/MTCD/Publications/PDF/pub1343_web.pdf))

17. Nexaris-At the nexus of treatment innovation

    · Evidence informing base-year allocation inputs; displayed values and growth are calculated: Named Angio-CT and Angio-MR-CT offerings corroborate integrated interventional configurations, not their maintenance terms, installed count or revenue.
    ([siemens-healthineers.com](https://www.siemens-healthineers.com/angio/nexaris-therapy-suites))

    · Evidence informing forecast-year allocation inputs; displayed values and growth are calculated: Named Angio-CT and Angio-MR-CT offerings corroborate integrated interventional configurations, not their maintenance terms, installed count or revenue.
    ([siemens-healthineers.com](https://www.siemens-healthineers.com/angio/nexaris-therapy-suites))

18. Development of Applications for the Elmammo Avant Class Dedicated Breast PET System

    · Evidence informing base-year allocation inputs; displayed values and growth are calculated: Ten dedicated-PET installations reported by August 2017 establish dated niche commercial activity, not current worldwide stock.
    ([shimadzu.com](https://www.shimadzu.com/about/magazine/tec_news/srv74_12/report08.html))

    · Evidence informing forecast-year allocation inputs; displayed values and growth are calculated: Ten dedicated-PET installations reported by August 2017 establish dated niche commercial activity, not current worldwide stock.
    ([shimadzu.com](https://www.shimadzu.com/about/magazine/tec_news/srv74_12/report08.html))

19. Release of High-Resolution PET System PositView Utilizing High Resolution to Support Research and Development into Diagnosis and Early Treatment for Dementia

    · Evidence informing base-year allocation inputs; displayed values and growth are calculated: The July xx.xx 2025 U.S. marketing announcement provides counterevidence to treating all standalone PET activity as declining legacy systems; maintenance adoption remains unmeasured.
    ([shimadzu-usa.com](https://www.shimadzu-usa.com/news/2025/2025jul25.html))

    · Evidence informing forecast-year allocation inputs; displayed values and growth are calculated: The July xx.xx 2025 U.S. marketing announcement provides counterevidence to treating all standalone PET activity as declining legacy systems; maintenance adoption remains unmeasured.
    ([shimadzu-usa.com](https://www.shimadzu-usa.com/news/2025/2025jul25.html))

20. DIrectory of RAdiotherapy Centres (DIRAC)

    · Evidence informing base-year allocation inputs; displayed values and growth are calculated: Current registry footprint exceeds xx.xx radiotherapy centres; this constrains the assumed treatment-planning customer pool but does not report 2025 simulator stocks or maintenance revenue.

    · Evidence informing forecast-year allocation inputs; displayed values and growth are calculated: Current registry footprint exceeds xx.xx radiotherapy centres; this constrains the assumed treatment-planning customer pool but does not report 2025 simulator stocks or maintenance revenue.

21. Maintenance of the Somatom Definition AS CT simulator from Siemens

    · Evidence informing forecast-year allocation inputs; displayed values and growth are calculated: CT-simulator maintenance was awarded September xx.xx 2026 for EUR xx.xx. Unknown contract duration prevents conversion into annual spending; the award supports a distinct purchased planning-asset obligation.

22. Canadian Medical Imaging Inventory 2022-2023: Provincial and Territorial Overview
    - Evidence informing base-year allocation inputs; displayed values and growth are calculated: Reported hospital and private-facility site types constrain buyer attribution, with explicit regional and classification limitations.
    - Evidence informing forecast-year allocation inputs; displayed values and growth are calculated: Reported hospital and private-facility site types constrain buyer attribution, with explicit regional and classification limitations.
    - Evidence informing base-year allocation inputs; displayed values and growth are calculated: Private-site participation supplies an outpatient calibration lead; private ownership is not equated automatically with imaging-centre status.
    - Evidence informing forecast-year allocation inputs; displayed values and growth are calculated: Private-site participation supplies an outpatient calibration lead; private ownership is not equated automatically with imaging-centre status.
    - Evidence informing base-year allocation inputs; displayed values and growth are calculated: Modality-specific 2022-2023 age distributions supply observed inputs to the explicitly assumed age-to-support-endpoint bridge.
    - Evidence informing forecast-year allocation inputs; displayed values and growth are calculated: Modality-specific 2022-2023 age distributions supply observed inputs to the explicitly assumed age-to-support-endpoint bridge.
    - Evidence informing base-year allocation inputs; displayed values and growth are calculated: Older-equipment distributions constrain the beyond-support model but do not directly measure manufacturer support withdrawal.
    - Evidence informing forecast-year allocation inputs; displayed values and growth are calculated: Older-equipment distributions constrain the beyond-support model but do not directly measure manufacturer support withdrawal.
23. MLN909060 - Independent Diagnostic Testing Facility, February 2026
    - Evidence informing forecast-year allocation inputs; displayed values and growth are calculated: Official mobile-IDTF distinctions separate clinical operators from equipment/personnel leasing and establish a maintenance responsibility, not an outsourcing percentage.
24. Maintenance service agreements
    - Evidence informing base-year allocation inputs; displayed values and growth are calculated: Approximately xx.xx% remotely resolved corrective cases constrain channel assumptions but cannot be substituted for remote-only spending.
    - Evidence informing forecast-year allocation inputs; displayed values and growth are calculated: Approximately xx.xx% remotely resolved corrective cases constrain channel assumptions but cannot be substituted for remote-only spending.
    - Evidence informing base-year allocation inputs; displayed values and growth are calculated: RightFit combines field and remote expertise under customizable agreements, supporting an inseparable integrated-obligation category.
    - Evidence informing forecast-year allocation inputs; displayed values and growth are calculated: RightFit combines field and remote expertise under customizable agreements, supporting an inseparable integrated-obligation category.
    - Evidence informing base-year allocation inputs; displayed values and growth are calculated: Field-engineer access remains part of the commercial offering; remote resolution does not eliminate purchased attendance obligations.
    - Evidence informing forecast-year allocation inputs; displayed values and growth are calculated: Field-engineer access remains part of the commercial offering; remote resolution does not eliminate purchased attendance obligations.

25. Portable Ultrasound Repair Depot
    - Evidence informing base-year allocation inputs; displayed values and growth are calculated: Accepted portable ultrasound systems are repaired at a service centre, supporting a system-level depot channel with eligibility and repaired-portion limits.
    - Evidence informing forecast-year allocation inputs; displayed values and growth are calculated: Accepted portable ultrasound systems are repaired at a service centre, supporting a system-level depot channel with eligibility and repaired-portion limits.
    - Evidence informing base-year allocation inputs; displayed values and growth are calculated: Flat-rate repair for eligible jobs establishes event-specific pricing, while excluded cases receive alternative quotations; adoption is not disclosed.
    - Evidence informing forecast-year allocation inputs; displayed values and growth are calculated: Flat-rate repair for eligible jobs establishes event-specific pricing, while excluded cases receive alternative quotations; adoption is not disclosed.
26. Managed Neutral Vendor Services
    - Evidence informing forecast-year allocation inputs; displayed values and growth are calculated: The managed framework runs January xx.xx 2026-January xx.xx 2030 and requires mini-competition. It supports route availability, not realized maintenance revenue or guaranteed continuation to 2032.
27. TruPay - GE HealthCare commercial brochure
    - Evidence informing base-year allocation inputs; displayed values and growth are calculated: The official brochure has a fixed first-xx.xx-patient price plus further usage slabs, supporting minimum-plus-variable classification when both components apply.
    - Evidence informing forecast-year allocation inputs; displayed values and growth are calculated: The official brochure has a fixed first-xx.xx-patient price plus further usage slabs, supporting minimum-plus-variable classification when both components apply.
    - Evidence informing base-year allocation inputs; displayed values and growth are calculated: The explicit minimum payment constrains the pure Usage-Based Fees numerator; a pay-per-use promotional label does not independently establish variable-only billing.
    - Evidence informing forecast-year allocation inputs; displayed values and growth are calculated: The explicit minimum payment constrains the pure Usage-Based Fees numerator; a pay-per-use promotional label does not independently establish variable-only billing.
28. Flexible Multi-Vendor Medical Imaging Equipment Service
    - Evidence informing base-year allocation inputs; displayed values and growth are calculated: A disclosed Time & Materials option supports a separate input-charged commercial route without reporting realized revenue or exact customer terms.
    - Evidence informing forecast-year allocation inputs; displayed values and growth are calculated: A disclosed Time & Materials option supports a separate input-charged commercial route without reporting realized revenue or exact customer terms.
    - Evidence informing base-year allocation inputs; displayed values and growth are calculated: Advertised post-OEM-support service corroborates continuing commercial participation beyond manufacturer support, but not universal model eligibility.
    - Evidence informing forecast-year allocation inputs; displayed values and growth are calculated: Advertised post-OEM-support service corroborates continuing commercial participation beyond manufacturer support, but not universal model eligibility.

20.3. Japan

Table 394. Japan Medical Imaging Equipment Maintenance Services Market Size, 2017-2040 (USD Million)

Country	2017	2024	2025	2026	2027	2032	2040	CAGR (%)
Japan	**xx.xx**	**xx.xx**	**xx.xx**	**xx.xx**	**xx.xx**	**xx.xx**	**xx.xx**	**xx.xx**

Table 395. Japan Medical Imaging Equipment Maintenance Services Market Size, by Maintenance Function, 2017-2040 (USD Million)

Maintenance Function	2017	2024	2025	2026	2027	2032	2040	CAGR (%)
Combined Preventive and Corrective Maintenance	xx.xx	xx.xx	xx.xx	xx.xx	xx.xx	xx.xx	xx.xx	xx.xx
Corrective Maintenance	xx.xx	xx.xx	xx.xx	xx.xx	xx.xx	xx.xx	xx.xx	xx.xx
Inspection and Verification	xx.xx	xx.xx	xx.xx	xx.xx	xx.xx	xx.xx	xx.xx	xx.xx
Preventive Maintenance	xx.xx	xx.xx	xx.xx	xx.xx	xx.xx	xx.xx	xx.xx	xx.xx
Total	**xx.xx**	**xx.xx**	**xx.xx**	**xx.xx**	**xx.xx**	**xx.xx**	**xx.xx**	**xx.xx**

Table 396. Japan Medical Imaging Equipment Maintenance Services Market Size, by Imaging Modality, 2017-2040 (USD Million)

Imaging Modality	2017	2024	2025	2026	2027	2032	2040	CAGR (%)
Bone Densitometry	xx.xx	xx.xx	xx.xx	xx.xx	xx.xx	xx.xx	xx.xx	xx.xx
Computed Tomography	xx.xx	xx.xx	xx.xx	xx.xx	xx.xx	xx.xx	xx.xx	xx.xx
Dental Radiology	xx.xx	xx.xx	xx.xx	xx.xx	xx.xx	xx.xx	xx.xx	xx.xx
Fluoroscopy and Angiography	xx.xx	xx.xx	xx.xx	xx.xx	xx.xx	xx.xx	xx.xx	xx.xx
General Radiography	xx.xx	xx.xx	xx.xx	xx.xx	xx.xx	xx.xx	xx.xx	xx.xx
Hybrid Imaging	xx.xx	xx.xx	xx.xx	xx.xx	xx.xx	xx.xx	xx.xx	xx.xx
Magnetic Resonance Imaging	xx.xx	xx.xx	xx.xx	xx.xx	xx.xx	xx.xx	xx.xx	xx.xx
Mammography	xx.xx	xx.xx	xx.xx	xx.xx	xx.xx	xx.xx	xx.xx	xx.xx
Nuclear Medicine Imaging	xx.xx	xx.xx	xx.xx	xx.xx	xx.xx	xx.xx	xx.xx	xx.xx
Ultrasound	xx.xx	xx.xx	xx.xx	xx.xx	xx.xx	xx.xx	xx.xx	xx.xx
Total	**xx.xx**	**xx.xx**	**xx.xx**	**xx.xx**	**xx.xx**	**xx.xx**	**xx.xx**	**xx.xx**

Table 397. Japan Medical Imaging Equipment Maintenance Services Market Size, by Hybrid Imaging, 2017-2040 (USD Million)

Hybrid Imaging	2017	2024	2025	2026	2027	2032	2040	CAGR (%)
Hybrid Interventional Imaging	xx.xx	xx.xx	xx.xx	xx.xx	xx.xx	xx.xx	xx.xx	xx.xx
PET/CT	xx.xx	xx.xx	xx.xx	xx.xx	xx.xx	xx.xx	xx.xx	xx.xx
PET/MRI	xx.xx	xx.xx	xx.xx	xx.xx	xx.xx	xx.xx	xx.xx	xx.xx
SPECT/CT	xx.xx	xx.xx	xx.xx	xx.xx	xx.xx	xx.xx	xx.xx	xx.xx
Total	**xx.xx**	**xx.xx**	**xx.xx**	**xx.xx**	**xx.xx**	**xx.xx**	**xx.xx**	**xx.xx**

Table 398. Japan Medical Imaging Equipment Maintenance Services Market Size, by Nuclear Medicine Imaging, 2017-2040 (USD Million)

Nuclear Medicine Imaging	2017	2024	2025	2026	2027	2032	2040	CAGR (%)
Gamma Camera and SPECT Imaging	xx.xx	xx.xx	xx.xx	xx.xx	xx.xx	xx.xx	xx.xx	xx.xx
Standalone PET Imaging	xx.xx	xx.xx	xx.xx	xx.xx	xx.xx	xx.xx	xx.xx	xx.xx
Total	**xx.xx**	**xx.xx**	**xx.xx**	**xx.xx**	**xx.xx**	**xx.xx**	**xx.xx**	**xx.xx**

Table 399. Japan Medical Imaging Equipment Maintenance Services Market Size, by Clinical Use, 2017-2040 (USD Million)

Clinical Use	2017	2024	2025	2026	2027	2032	2040	CAGR (%)
Diagnostic and Screening Imaging	xx.xx	xx.xx	xx.xx	xx.xx	xx.xx	xx.xx	xx.xx	xx.xx
Image-Guided Intervention	xx.xx	xx.xx	xx.xx	xx.xx	xx.xx	xx.xx	xx.xx	xx.xx
Shared-Use Imaging	xx.xx	xx.xx	xx.xx	xx.xx	xx.xx	xx.xx	xx.xx	xx.xx
Treatment-Planning Imaging	xx.xx	xx.xx	xx.xx	xx.xx	xx.xx	xx.xx	xx.xx	xx.xx
Total	**xx.xx**	**xx.xx**	**xx.xx**	**xx.xx**	**xx.xx**	**xx.xx**	**xx.xx**	**xx.xx**

Table 400. Japan Medical Imaging Equipment Maintenance Services Market Size, by End User, 2017-2040 (USD Million)

End User	2017	2024	2025	2026	2027	2032	2040	CAGR (%)
Ambulatory Care Centers	xx.xx	xx.xx	xx.xx	xx.xx	xx.xx	xx.xx	xx.xx	xx.xx
Dental Practices	xx.xx	xx.xx	xx.xx	xx.xx	xx.xx	xx.xx	xx.xx	xx.xx
Diagnostic Imaging Centers	xx.xx	xx.xx	xx.xx	xx.xx	xx.xx	xx.xx	xx.xx	xx.xx
Hospitals	xx.xx	xx.xx	xx.xx	xx.xx	xx.xx	xx.xx	xx.xx	xx.xx
Medical and Allied Health Practices	xx.xx	xx.xx	xx.xx	xx.xx	xx.xx	xx.xx	xx.xx	xx.xx
Mobile Imaging Operators	xx.xx	xx.xx	xx.xx	xx.xx	xx.xx	xx.xx	xx.xx	xx.xx
Total	**xx.xx**	**xx.xx**	**xx.xx**	**xx.xx**	**xx.xx**	**xx.xx**	**xx.xx**	**xx.xx**

Table 401. Japan Medical Imaging Equipment Maintenance Services Market Size, by Service Delivery, 2017-2040 (USD Million)

Service Delivery	2017	2024	2025	2026	2027	2032	2040	CAGR (%)
Depot Repair	xx.xx	xx.xx	xx.xx	xx.xx	xx.xx	xx.xx	xx.xx	xx.xx
Integrated Service Delivery	xx.xx	xx.xx	xx.xx	xx.xx	xx.xx	xx.xx	xx.xx	xx.xx
On-Site Service	xx.xx	xx.xx	xx.xx	xx.xx	xx.xx	xx.xx	xx.xx	xx.xx
Remote Service	xx.xx	xx.xx	xx.xx	xx.xx	xx.xx	xx.xx	xx.xx	xx.xx
Total	**xx.xx**	**xx.xx**	**xx.xx**	**xx.xx**	**xx.xx**	**xx.xx**	**xx.xx**	**xx.xx**

Table 402. Japan Medical Imaging Equipment Maintenance Services Market Size, by Procurement Route, 2017-2040 (USD Million)

Procurement Route	2017	2024	2025	2026	2027	2032	2040	CAGR (%)
Framework and Master-Agreement Orders	xx.xx	xx.xx	xx.xx	xx.xx	xx.xx	xx.xx	xx.xx	xx.xx
Standalone Procurement	xx.xx	xx.xx	xx.xx	xx.xx	xx.xx	xx.xx	xx.xx	xx.xx
Total	**xx.xx**	**xx.xx**	**xx.xx**	**xx.xx**	**xx.xx**	**xx.xx**	**xx.xx**	**xx.xx**

Table 403. Japan Medical Imaging Equipment Maintenance Services Market Size, by Service Provider Relationship, 2017-2040 (USD Million)

Service Provider Relationship	2017	2024	2025	2026	2027	2032	2040	CAGR (%)
Manufacturer-Provided Service	xx.xx	xx.xx	xx.xx	xx.xx	xx.xx	xx.xx	xx.xx	xx.xx
Third-Party Service	xx.xx	xx.xx	xx.xx	xx.xx	xx.xx	xx.xx	xx.xx	xx.xx
Total	**xx.xx**	**xx.xx**	**xx.xx**	**xx.xx**	**xx.xx**	**xx.xx**	**xx.xx**	**xx.xx**

Table 404. Japan Medical Imaging Equipment Maintenance Services Market Size, by Contract Coverage, 2017-2040 (USD Million)

Contract Coverage	2017	2024	2025	2026	2027	2032	2040	CAGR (%)
Event-Specific Service	xx.xx	xx.xx	xx.xx	xx.xx	xx.xx	xx.xx	xx.xx	xx.xx
Full-Service Coverage	xx.xx	xx.xx	xx.xx	xx.xx	xx.xx	xx.xx	xx.xx	xx.xx
Limited-Service Coverage	xx.xx	xx.xx	xx.xx	xx.xx	xx.xx	xx.xx	xx.xx	xx.xx
Shared Maintenance Coverage	xx.xx	xx.xx	xx.xx	xx.xx	xx.xx	xx.xx	xx.xx	xx.xx
Total	**xx.xx**	**xx.xx**	**xx.xx**	**xx.xx**	**xx.xx**	**xx.xx**	**xx.xx**	**xx.xx**

Table 405. Japan Medical Imaging Equipment Maintenance Services Market Size, by Pricing Model, 2017-2040 (USD Million)

Pricing Model	2017	2024	2025	2026	2027	2032	2040	CAGR (%)
Fixed Per-Event Fees	xx.xx	xx.xx	xx.xx	xx.xx	xx.xx	xx.xx	xx.xx	xx.xx
Fixed Periodic Fees	xx.xx	xx.xx	xx.xx	xx.xx	xx.xx	xx.xx	xx.xx	xx.xx
Hybrid Pricing	xx.xx	xx.xx	xx.xx	xx.xx	xx.xx	xx.xx	xx.xx	xx.xx
Time-and-Materials Pricing	xx.xx	xx.xx	xx.xx	xx.xx	xx.xx	xx.xx	xx.xx	xx.xx
Usage-Based Fees	xx.xx	xx.xx	xx.xx	xx.xx	xx.xx	xx.xx	xx.xx	xx.xx
Total	**xx.xx**	**xx.xx**	**xx.xx**	**xx.xx**	**xx.xx**	**xx.xx**	**xx.xx**	**xx.xx**

Table 406. Japan Medical Imaging Equipment Maintenance Services Market Size, by Vendor Scope, 2017-2040 (USD Million)

Vendor Scope	2017	2024	2025	2026	2027	2032	2040	CAGR (%)
Multi-Vendor Coverage	xx.xx	xx.xx	xx.xx	xx.xx	xx.xx	xx.xx	xx.xx	xx.xx
Single-Vendor Coverage	xx.xx	xx.xx	xx.xx	xx.xx	xx.xx	xx.xx	xx.xx	xx.xx
Total	**xx.xx**	**xx.xx**	**xx.xx**	**xx.xx**	**xx.xx**	**xx.xx**	**xx.xx**	**xx.xx**

Table 407. Japan Medical Imaging Equipment Maintenance Services Market Size, by Equipment Support Lifecycle, 2017-2040 (USD Million)

Equipment Support Lifecycle	2017	2024	2025	2026	2027	2032	2040	CAGR (%)
Beyond Manufacturer Support	xx.xx	xx.xx	xx.xx	xx.xx	xx.xx	xx.xx	xx.xx	xx.xx
Within Manufacturer Support	xx.xx	xx.xx	xx.xx	xx.xx	xx.xx	xx.xx	xx.xx	xx.xx
Total	**xx.xx**	**xx.xx**	**xx.xx**	**xx.xx**	**xx.xx**	**xx.xx**	**xx.xx**	**xx.xx**

Sources & Evidence

1. GE HealthCare Technologies Inc. - 2025 Form 10-K
   - Evidence informing the 2023 market-value input; displayed series and growth include calculations: Reported services revenue of USD xx.xx supplies a historical commercial-activity proxy; it is broader than imaging maintenance.
   - Evidence informing the 2024 market-value input; displayed series and growth include calculations: Reported services revenue of USD xx.xx supplies the comparable historical proxy.
2. GE HealthCare Technologies Inc. - 2022 Form 10-K
   - Evidence informing the 2020 market-value input; displayed series and growth include calculations: Services revenue of USD xx.xx anchors the high-cost equipment cohort's historical activity index.
   - Evidence informing the 2021 market-value input; displayed series and growth include calculations: Services revenue of USD xx.xx supplies the comparable activity index.
   - Evidence informing the 2022 market-value input; displayed series and growth include calculations: Services revenue of USD xx.xx supplies the activity index. The filing attributes the services decline primarily to unfavorable currency effects.
3. Health at a Glance 2025 - Diagnostic Technologies
   - Evidence informing the 2032 market-value input; displayed series and growth include calculations: Long-run increases in imaging activity support continued equipment demand; examination volumes are not substituted for maintenance revenue.
   - Evidence informing the 2040 market-value input; displayed series and growth include calculations: The observed country variation and incomplete coverage constrain long-run stock-growth assumptions and prohibit uniform worldwide density extrapolation.
4. OnWatch Predict
   - Evidence informing the 2032 market-value input; displayed series and growth include calculations: Conditional reported benefits support considering a service-efficiency counterforce, not applying downtime reductions directly to service revenue.
   - Evidence informing the 2040 market-value input; displayed series and growth include calculations: The offering supports retaining human and component fulfillment costs in the long-run forecast; it does not establish autonomous servicing or engineer replacement.

5. Unite In-House Service Solutions
   - Evidence informing the 2032 market-value input; displayed series and growth include calculations: The retained-labor boundary supports the modeled purchased-scope counterforce, without measuring future adoption.
   - Evidence informing the 2040 market-value input; displayed series and growth include calculations: The offering supports maintaining a distinction between installed equipment obligations and externally purchased service expenditure.
   - Evidence informing base-year allocation inputs; displayed values and growth are calculated: The offering excludes included onsite and planned-maintenance labor, supporting retained-work and purchased-payment distinctions, not observed adoption. ([gehealthcare.com](https://www.gehealthcare.com/en/services/unite-in-house))
   - Evidence informing forecast-year allocation inputs; displayed values and growth are calculated: The offering excludes included onsite and planned-maintenance labor, supporting retained-work and purchased-payment distinctions, not observed adoption. ([gehealthcare.com](https://www.gehealthcare.com/en/services/unite-in-house))
   - Evidence informing base-year allocation inputs; displayed values and growth are calculated: The published xx.xx% remote fix rate is a case-resolution observation, not remote-only revenue. Separately billed on-site labor supports the responsibility distinction.
   - Evidence informing forecast-year allocation inputs; displayed values and growth are calculated: The published xx.xx% remote fix rate is a case-resolution observation, not remote-only revenue. Separately billed on-site labor supports the responsibility distinction.
   - Evidence informing base-year allocation inputs; displayed values and growth are calculated: Excluded on-site and planned-maintenance labor prevents interpreting every remote-support plan as inclusive integrated fulfillment.
   - Evidence informing forecast-year allocation inputs; displayed values and growth are calculated: Excluded on-site and planned-maintenance labor prevents interpreting every remote-support plan as inclusive integrated fulfillment.
   - Evidence informing base-year allocation inputs; displayed values and growth are calculated: Periodic support with additional billed labor or parts supports mixed payment components rather than universal fixed full coverage.
   - Evidence informing forecast-year allocation inputs; displayed values and growth are calculated: Periodic support with additional billed labor or parts supports mixed payment components rather than universal fixed full coverage.
   - Evidence informing base-year allocation inputs; displayed values and growth are calculated: Enterprise offerings covering GE HealthCare assets establish an own-brand agreement example without measuring its market penetration.
   - Evidence informing forecast-year allocation inputs; displayed values and growth are calculated: Enterprise offerings covering GE HealthCare assets establish an own-brand agreement example without measuring its market penetration.

6. Philips Standard Terms and Conditions of Service, Revision 23, April 2024
   - Evidence informing the 2032 market-value input; displayed series and growth include calculations: Published lifecycle terms condition post-End-of-Life repair on parts and trained-personnel availability and remove the earlier uptime guarantee. These constrain assumed indefinite support extension.
   - Evidence informing the 2040 market-value input; displayed series and growth include calculations: The lifecycle conditions support including retirement and support limitations in long-run growth assumptions, but do not establish a dated global withdrawal event.
   - Evidence informing base-year allocation inputs; displayed values and growth are calculated: Post-End-of-Life obligations change materially, supporting a declared-support endpoint rather than an automatic equipment-age threshold.
   - Evidence informing forecast-year allocation inputs; displayed values and growth are calculated: Post-End-of-Life obligations change materially, supporting a declared-support endpoint rather than an automatic equipment-age threshold.
   - Evidence informing base-year allocation inputs; displayed values and growth are calculated: Post-endpoint repair depends on parts and trained-personnel availability without the earlier uptime guarantee; continuing service is conditional, not indefinite.
   - Evidence informing forecast-year allocation inputs; displayed values and growth are calculated: Post-endpoint repair depends on parts and trained-personnel availability without the earlier uptime guarantee; continuing service is conditional, not indefinite.
7. Health at a Glance 2025 - Diagnostic Technologies
   - Evidence informing base-year allocation inputs; displayed values and growth are calculated: Imaging-stock comparator.
   - Evidence informing forecast-year allocation inputs; displayed values and growth are calculated: Imaging-stock comparator.
8. Health at a Glance: Asia/Pacific 2024 - Medical Technologies
   - Evidence informing base-year allocation inputs; displayed values and growth are calculated: High installed-density anchor.
   - Evidence informing forecast-year allocation inputs; displayed values and growth are calculated: High installed-density anchor.

9. RadNet, Inc. - 2025 Form 10-K
   - Evidence informing base-year allocation inputs; displayed values and growth are calculated: The disclosed X-ray fleet provides a buyer-footprint check, not global maintenance revenue. ([sec.gov](https://www.sec.gov/Archives/edgar/data/xx.xx/xx.xx/rdnt-xx.xx.htm))
   - Evidence informing forecast-year allocation inputs; displayed values and growth are calculated: The disclosed X-ray fleet provides a buyer-footprint check, not global maintenance revenue. ([sec.gov](https://www.sec.gov/Archives/edgar/data/xx.xx/xx.xx/rdnt-xx.xx.htm))
   - Evidence informing base-year allocation inputs; displayed values and growth are calculated: The disclosed fluoroscopy fleet constrains the outpatient comparator's scope. ([sec.gov](https://www.sec.gov/Archives/edgar/data/xx.xx/xx.xx/rdnt-xx.xx.htm))
   - Evidence informing forecast-year allocation inputs; displayed values and growth are calculated: The disclosed fluoroscopy fleet constrains the outpatient comparator's scope. ([sec.gov](https://www.sec.gov/Archives/edgar/data/xx.xx/xx.xx/rdnt-xx.xx.htm))
   - Evidence informing base-year allocation inputs; displayed values and growth are calculated: CT fleet changes provide an independent relative-activity check. ([sec.gov](https://www.sec.gov/Archives/edgar/data/xx.xx/xx.xx/rdnt-xx.xx.htm))
   - Evidence informing forecast-year allocation inputs; displayed values and growth are calculated: CT fleet changes provide an independent relative-activity check. ([sec.gov](https://www.sec.gov/Archives/edgar/data/xx.xx/xx.xx/rdnt-xx.xx.htm))
   - Evidence informing base-year allocation inputs; displayed values and growth are calculated: MRI fleet changes inform a restrained relative-growth assumption. ([sec.gov](https://www.sec.gov/Archives/edgar/data/xx.xx/xx.xx/rdnt-xx.xx.htm))
   - Evidence informing forecast-year allocation inputs; displayed values and growth are calculated: MRI fleet changes inform a restrained relative-growth assumption. ([sec.gov](https://www.sec.gov/Archives/edgar/data/xx.xx/xx.xx/rdnt-xx.xx.htm))
   - Evidence informing base-year allocation inputs; displayed values and growth are calculated: Ultrasound fleet disclosure supplies a commercial-stock comparator. ([sec.gov](https://www.sec.gov/Archives/edgar/data/xx.xx/xx.xx/rdnt-xx.xx.htm))
   - Evidence informing forecast-year allocation inputs; displayed values and growth are calculated: Ultrasound fleet disclosure supplies a commercial-stock comparator. ([sec.gov](https://www.sec.gov/Archives/edgar/data/xx.xx/xx.xx/rdnt-xx.xx.htm))
   - Evidence informing base-year allocation inputs; displayed values and growth are calculated: Mammography fleet disclosure supplies a commercial-stock comparator. ([sec.gov](https://www.sec.gov/Archives/edgar/data/xx.xx/xx.xx/rdnt-xx.xx.htm))
   - Evidence informing forecast-year allocation inputs; displayed values and growth are calculated: Mammography fleet disclosure supplies a commercial-stock comparator. ([sec.gov](https://www.sec.gov/Archives/edgar/data/xx.xx/xx.xx/rdnt-xx.xx.htm))
   - Evidence informing base-year allocation inputs; displayed values and growth are calculated: PET/CT fleet growth provides a differentiated adoption comparator. ([sec.gov](https://www.sec.gov/Archives/edgar/data/xx.xx/xx.xx/rdnt-xx.xx.htm))
   - Evidence informing forecast-year allocation inputs; displayed values and growth are calculated: PET/CT fleet growth provides a differentiated adoption comparator. ([sec.gov](https://www.sec.gov/Archives/edgar/data/xx.xx/xx.xx/rdnt-xx.xx.htm))
   - Evidence informing base-year allocation inputs; displayed values and growth are calculated: Manufacturer service arrangements corroborate buyer-side participation, without a spending split. ([sec.gov](https://www.sec.gov/Archives/edgar/data/xx.xx/xx.xx/rdnt-xx.xx.htm))
   - Evidence informing forecast-year allocation inputs; displayed values and growth are calculated: Manufacturer service arrangements corroborate buyer-side participation, without a spending split. ([sec.gov](https://www.sec.gov/Archives/edgar/data/xx.xx/xx.xx/rdnt-xx.xx.htm))
   - Evidence informing base-year allocation inputs; displayed values and growth are calculated: The operator reports external manufacturer-service arrangements and modality fleets. Applying inherited fees produces a modeled fleet-activity index, not observed maintenance expense.
   - Evidence informing forecast-year allocation inputs; displayed values and growth are calculated: The operator reports external manufacturer-service arrangements and modality fleets. Applying inherited fees produces a modeled fleet-activity index, not observed maintenance expense.
   - Evidence informing base-year allocation inputs; displayed values and growth are calculated: The disclosed outpatient fleet is counterevidence against treating hospital-heavy national samples as universal buyer distributions.
   - Evidence informing forecast-year allocation inputs; displayed values and growth are calculated: The disclosed

10. Contracting in Medical Equipment Maintenance Services: An Empirical Investigation
    - Evidence informing base-year allocation inputs; displayed values and growth are calculated: The historical scanner dataset supplies observed plan-selection proportions, not current global value shares. ([business.columbia.edu](https://business.columbia.edu/sites/default/files-efs/pubfiles/xx.xx/besbes_contracting.pdf))
    - Evidence informing forecast-year allocation inputs; displayed values and growth are calculated: The historical scanner dataset supplies observed plan-selection proportions, not current global value shares. ([business.columbia.edu](https://business.columbia.edu/sites/default/files-efs/pubfiles/xx.xx/besbes_contracting.pdf))
    - Evidence informing base-year allocation inputs; displayed values and growth are calculated: Basic and partial plans constrain the narrower-standing-coverage model. ([business.columbia.edu](https://business.columbia.edu/sites/default/files-efs/pubfiles/xx.xx/besbes_contracting.pdf))
    - Evidence informing forecast-year allocation inputs; displayed values and growth are calculated: Basic and partial plans constrain the narrower-standing-coverage model. ([business.columbia.edu](https://business.columbia.edu/sites/default/files-efs/pubfiles/xx.xx/besbes_contracting.pdf))
    - Evidence informing base-year allocation inputs; displayed values and growth are calculated: Preventive obligations coexist with differing repair coverage or charging in the studied plans. ([business.columbia.edu](https://business.columbia.edu/sites/default/files-efs/pubfiles/xx.xx/besbes_contracting.pdf))
    - Evidence informing forecast-year allocation inputs; displayed values and growth are calculated: Preventive obligations coexist with differing repair coverage or charging in the studied plans. ([business.columbia.edu](https://business.columbia.edu/sites/default/files-efs/pubfiles/xx.xx/besbes_contracting.pdf))
    - Evidence informing base-year allocation inputs; displayed values and growth are calculated: Historical full-protection selection supplies a purchasing primitive, converted from plan counts to value using an explicit relative-spending assumption.
    - Evidence informing forecast-year allocation inputs; displayed values and growth are calculated: Historical full-protection selection supplies a purchasing primitive, converted from plan counts to value using an explicit relative-spending assumption.
    - Evidence informing base-year allocation inputs; displayed values and growth are calculated: Basic and partial plans contain annual fees plus variable charges, supporting Hybrid Pricing and preventing misclassification as pure time-and-materials.
    - Evidence informing forecast-year allocation inputs; displayed values and growth are calculated: Basic and partial plans contain annual fees plus variable charges, supporting Hybrid Pricing and preventing misclassification as pure time-and-materials.
    - Evidence informing base-year allocation inputs; displayed values and growth are calculated: The study's time-and-materials label includes an annual fee; it constrains exclusions from the pure no-retainer numerator rather than observing that category's current share.
    - Evidence informing forecast-year allocation inputs; displayed values and growth are calculated: The study's time-and-materials label includes an annual fee; it constrains exclusions from the pure no-retainer numerator rather than observing that category's current share.

11. Appendix 3: Framework Agreement Specification-Maintenance, Repair and Calibration of Medical Equipment

- Evidence informing base-year allocation inputs; displayed values and growth are calculated: Comprehensive procurement coverage combines scheduled maintenance and repairs. ([sccl.nhs.uk](https://www.sccl.nhs.uk/wp-content/uploads/2023/xx.xx/Maintenance-Appendix-xx.xx-Framework-Specification.pdf))
- Evidence informing forecast-year allocation inputs; displayed values and growth are calculated: Comprehensive procurement coverage combines scheduled maintenance and repairs. ([sccl.nhs.uk](https://www.sccl.nhs.uk/wp-content/uploads/2023/xx.xx/Maintenance-Appendix-xx.xx-Framework-Specification.pdf))
- Evidence informing base-year allocation inputs; displayed values and growth are calculated: Comprehensive cover and case-specific component treatment support obligation-based classification. ([sccl.nhs.uk](https://www.sccl.nhs.uk/wp-content/uploads/2023/xx.xx/Maintenance-Appendix-xx.xx-Framework-Specification.pdf))
- Evidence informing forecast-year allocation inputs; displayed values and growth are calculated: Comprehensive cover and case-specific component treatment support obligation-based classification. ([sccl.nhs.uk](https://www.sccl.nhs.uk/wp-content/uploads/2023/xx.xx/Maintenance-Appendix-xx.xx-Framework-Specification.pdf))
- Evidence informing base-year allocation inputs; displayed values and growth are calculated: Preventive-only, labor-only and component-limited options establish narrower standing obligations. ([sccl.nhs.uk](https://www.sccl.nhs.uk/wp-content/uploads/2023/xx.xx/Maintenance-Appendix-xx.xx-Framework-Specification.pdf))
- Evidence informing forecast-year allocation inputs; displayed values and growth are calculated: Preventive-only, labor-only and component-limited options establish narrower standing obligations. ([sccl.nhs.uk](https://www.sccl.nhs.uk/wp-content/uploads/2023/xx.xx/Maintenance-Appendix-xx.xx-Framework-Specification.pdf))
- Evidence informing base-year allocation inputs; displayed values and growth are calculated: Collaborative cover explicitly divides work between buyer and supplier. ([sccl.nhs.uk](https://www.sccl.nhs.uk/wp-content/uploads/2023/xx.xx/Maintenance-Appendix-xx.xx-Framework-Specification.pdf))
- Evidence informing forecast-year allocation inputs; displayed values and growth are calculated: Collaborative cover explicitly divides work between buyer and supplier. ([sccl.nhs.uk](https://www.sccl.nhs.uk/wp-content/uploads/2023/xx.xx/Maintenance-Appendix-xx.xx-Framework-Specification.pdf))

12. What's Included in Preventative Maintenance?

- Evidence informing base-year allocation inputs; displayed values and growth are calculated: Published PM-only monthly prices provide annualized narrow-service monetary anchors; they are not full-contract prices. ([blockimaging.com](https://www.blockimaging.com/blog/bid/xx.xx/what-s-included-in-imaging-equipment-preventative-maintenance-really))
- Evidence informing forecast-year allocation inputs; displayed values and growth are calculated: Published PM-only monthly prices provide annualized narrow-service monetary anchors; they are not full-contract prices. ([blockimaging.com](https://www.blockimaging.com/blog/bid/xx.xx/what-s-included-in-imaging-equipment-preventative-maintenance-really))
- Evidence informing base-year allocation inputs; displayed values and growth are calculated: Separately offered PM-only pricing constrains the relative-payment assumption for narrower coverage. ([blockimaging.com](https://www.blockimaging.com/blog/bid/xx.xx/what-s-included-in-imaging-equipment-preventative-maintenance-really))
- Evidence informing forecast-year allocation inputs; displayed values and growth are calculated: Separately offered PM-only pricing constrains the relative-payment assumption for narrower coverage. ([blockimaging.com](https://www.blockimaging.com/blog/bid/xx.xx/what-s-included-in-imaging-equipment-preventative-maintenance-really))

13. X-ray equipment performance surveys
    - Evidence informing base-year allocation inputs; displayed values and growth are calculated: A public healthcare provider separately offers equipment-performance surveys, corroborating an assessment deliverable without measuring its market share. ([uhb.nhs.uk](https://www.uhb.nhs.uk/services/radiation-protection/x-ray-equipment-performance-surveys/))
    - Evidence informing forecast-year allocation inputs; displayed values and growth are calculated: A public healthcare provider separately offers equipment-performance surveys, corroborating an assessment deliverable without measuring its market share. ([uhb.nhs.uk](https://www.uhb.nhs.uk/services/radiation-protection/x-ray-equipment-performance-surveys/))
14. High-Tech Medical Equipment: VA Has Opportunities to Improve Its Acquisition of Maintenance Services
    - Evidence informing base-year allocation inputs; displayed values and growth are calculated: Procurement-selected imaging service obligations and access constraints provide an OEM-retention counterweight, not a global maintenance share. ([gao.gov](https://www.gao.gov/assets/gao-xx.xx-xx.xx.pdf))
    - Evidence informing forecast-year allocation inputs; displayed values and growth are calculated: Procurement-selected imaging service obligations and access constraints provide an OEM-retention counterweight, not a global maintenance share. ([gao.gov](https://www.gao.gov/assets/gao-xx.xx-xx.xx.pdf))
    - Evidence informing base-year allocation inputs; displayed values and growth are calculated: Bounded third-party access-delay examples qualify frictionless substitution assumptions without establishing universal unsuitability. ([gao.gov](https://www.gao.gov/assets/gao-xx.xx-xx.xx.pdf))
    - Evidence informing forecast-year allocation inputs; displayed values and growth are calculated: Bounded third-party access-delay examples qualify frictionless substitution assumptions without establishing universal unsuitability. ([gao.gov](https://www.gao.gov/assets/gao-xx.xx-xx.xx.pdf))
    - Evidence informing base-year allocation inputs; displayed values and growth are calculated: Inspected route counts include xx.xx standalone contracts; the selected federal sample is adjusted rather than treated as Global spending prevalence.
    - Evidence informing forecast-year allocation inputs; displayed values and growth are calculated: Inspected route counts include xx.xx standalone contracts; the selected federal sample is adjusted rather than treated as Global spending prevalence.
    - Evidence informing base-year allocation inputs; displayed values and growth are calculated: Forty-two HTME and four Federal Supply Schedule orders supply the identifiable agreement-order count for a modeled relative-value bridge.
    - Evidence informing forecast-year allocation inputs; displayed values and growth are calculated: Forty-two HTME and four Federal Supply Schedule orders supply the identifiable agreement-order count for a modeled relative-value bridge.
15. Transcript: Final Guidance: Remanufacturing of Medical Devices, September 10, 2024
    - Evidence informing base-year allocation inputs; displayed values and growth are calculated: Manufacturer and third-party servicing roles depend on the particular device, supporting asset-specific attribution. ([fda.gov](https://www.fda.gov/media/xx.xx/download?attachment=))
    - Evidence informing forecast-year allocation inputs; displayed values and growth are calculated: Manufacturer and third-party servicing roles depend on the particular device, supporting asset-specific attribution. ([fda.gov](https://www.fda.gov/media/xx.xx/download?attachment=))
    - Evidence informing base-year allocation inputs; displayed values and growth are calculated: An OEM can service another entity's device as a third-party servicer. ([fda.gov](https://www.fda.gov/media/xx.xx/download?attachment=))
    - Evidence informing forecast-year allocation inputs; displayed values and growth are calculated: An OEM can service another entity's device as a third-party servicer. ([fda.gov](https://www.fda.gov/media/xx.xx/download?attachment=))

16. Multi-vendor services
    - Evidence informing base-year allocation inputs; displayed values and growth are calculated: The advertised Philips and non-Philips service scope demonstrates why corporate identity alone cannot establish OEM attribution.
    ([usa.philips.com](https://www.usa.philips.com/healthcare/service/healthcare-multi-vendor-services))
    - Evidence informing forecast-year allocation inputs; displayed values and growth are calculated: The advertised Philips and non-Philips service scope demonstrates why corporate identity alone cannot establish OEM attribution.
    ([usa.philips.com](https://www.usa.philips.com/healthcare/service/healthcare-multi-vendor-services))
    - Evidence informing base-year allocation inputs; displayed values and growth are calculated: Non-Philips equipment servicing establishes a commercial cross-manufacturer role, not its revenue proportion.
    ([usa.philips.com](https://www.usa.philips.com/healthcare/service/healthcare-multi-vendor-services))
    - Evidence informing forecast-year allocation inputs; displayed values and growth are calculated: Non-Philips equipment servicing establishes a commercial cross-manufacturer role, not its revenue proportion.
    ([usa.philips.com](https://www.usa.philips.com/healthcare/service/healthcare-multi-vendor-services))
    - Evidence informing base-year allocation inputs; displayed values and growth are calculated: Consolidated support for Philips and non-Philips equipment establishes agreement-level multi-vendor coverage; staffing scale and parts access do not measure penetration.
    - Evidence informing forecast-year allocation inputs; displayed values and growth are calculated: Consolidated support for Philips and non-Philips equipment establishes agreement-level multi-vendor coverage; staffing scale and parts access do not measure penetration.
17. San Bernardino County - File 11902: Asset Management Agreement with Renovo Solutions LLC for Maintenance Services
    - Evidence informing base-year allocation inputs; displayed values and growth are calculated: The approved 2025 three-year, xx.xx-asset agreement supplies a monetary third-party purchasing counterexample; approved value is not realized annual revenue.
    ([sanbernardino.legistar.com](https://sanbernardino.legistar.com/LegislationDetail.aspx?GUID=06EA5122-33FD-472E-B939-A8FA6E015FEB&ID=xx.xx&Options=&Search=))
    - Evidence informing forecast-year allocation inputs; displayed values and growth are calculated: The approved 2025 three-year, xx.xx-asset agreement supplies a monetary third-party purchasing counterexample; approved value is not realized annual revenue.
    ([sanbernardino.legistar.com](https://sanbernardino.legistar.com/LegislationDetail.aspx?GUID=06EA5122-33FD-472E-B939-A8FA6E015FEB&ID=xx.xx&Options=&Search=))
    - Evidence informing base-year allocation inputs; displayed values and growth are calculated: The public agreement combines scheduled maintenance, repairs and parts, supporting combined purchased obligations.
    ([sanbernardino.legistar.com](https://sanbernardino.legistar.com/LegislationDetail.aspx?GUID=06EA5122-33FD-472E-B939-A8FA6E015FEB&ID=xx.xx&Options=&Search=))
    - Evidence informing forecast-year allocation inputs; displayed values and growth are calculated: The public agreement combines scheduled maintenance, repairs and parts, supporting combined purchased obligations.
    ([sanbernardino.legistar.com](https://sanbernardino.legistar.com/LegislationDetail.aspx?GUID=06EA5122-33FD-472E-B939-A8FA6E015FEB&ID=xx.xx&Options=&Search=))
18. Radiation Protection in Newer Medical Imaging Techniques: PET/CT - Safety Reports Series No. 58
    - Evidence informing forecast-year allocation inputs; displayed values and growth are calculated: The 2008 commercial equipment-sales discussion supports historical standalone-to-hybrid substitution, not a current maintenance share or retirement rate.
    ([www-pub.iaea.org](https://www-pub.iaea.org/MTCD/Publications/PDF/pub1343_web.pdf))
    - Evidence informing forecast-year allocation inputs; displayed values and growth are calculated: Historical PET/CT equipment adoption supplies a directional substitution premise, not contemporary service revenue.
    ([www-pub.iaea.org](https://www-pub.iaea.org/MTCD/Publications/PDF/pub1343_web.pdf))

19. Nexaris-At the nexus of treatment innovation

    · Evidence informing base-year allocation inputs; displayed values and growth are calculated: Named Angio-CT and Angio-MR-CT offerings corroborate integrated interventional configurations, not their maintenance terms, installed count or revenue.
    ([siemens-healthineers.com](https://www.siemens-healthineers.com/angio/nexaris-therapy-suites))

    · Evidence informing forecast-year allocation inputs; displayed values and growth are calculated: Named Angio-CT and Angio-MR-CT offerings corroborate integrated interventional configurations, not their maintenance terms, installed count or revenue.
    ([siemens-healthineers.com](https://www.siemens-healthineers.com/angio/nexaris-therapy-suites))

20. Development of Applications for the Elmammo Avant Class Dedicated Breast PET System

    · Evidence informing base-year allocation inputs; displayed values and growth are calculated: Ten dedicated-PET installations reported by August 2017 establish dated niche commercial activity, not current worldwide stock.
    ([shimadzu.com](https://www.shimadzu.com/about/magazine/tec_news/srv74_12/report08.html))

    · Evidence informing forecast-year allocation inputs; displayed values and growth are calculated: Ten dedicated-PET installations reported by August 2017 establish dated niche commercial activity, not current worldwide stock.
    ([shimadzu.com](https://www.shimadzu.com/about/magazine/tec_news/srv74_12/report08.html))

21. Release of High-Resolution PET System PositView Utilizing High Resolution to Support Research and Development into Diagnosis and Early Treatment for Dementia

    · Evidence informing base-year allocation inputs; displayed values and growth are calculated: The July xx.xx 2025 U.S. marketing announcement provides counterevidence to treating all standalone PET activity as declining legacy systems; maintenance adoption remains unmeasured.
    ([shimadzu-usa.com](https://www.shimadzu-usa.com/news/2025/2025jul25.html))

    · Evidence informing forecast-year allocation inputs; displayed values and growth are calculated: The July xx.xx 2025 U.S. marketing announcement provides counterevidence to treating all standalone PET activity as declining legacy systems; maintenance adoption remains unmeasured.
    ([shimadzu-usa.com](https://www.shimadzu-usa.com/news/2025/2025jul25.html))

22. DIrectory of RAdiotherapy Centres (DIRAC)

    · Evidence informing base-year allocation inputs; displayed values and growth are calculated: Current registry footprint exceeds xx.xx radiotherapy centres; this constrains the assumed treatment-planning customer pool but does not report 2025 simulator stocks or maintenance revenue.

    · Evidence informing forecast-year allocation inputs; displayed values and growth are calculated: Current registry footprint exceeds xx.xx radiotherapy centres; this constrains the assumed treatment-planning customer pool but does not report 2025 simulator stocks or maintenance revenue.

23. Maintenance of the Somatom Definition AS CT simulator from Siemens

    · Evidence informing forecast-year allocation inputs; displayed values and growth are calculated: CT-simulator maintenance was awarded September xx.xx 2026 for EUR xx.xx. Unknown contract duration prevents conversion into annual spending; the award supports a distinct purchased planning-asset obligation.

24. Canadian Medical Imaging Inventory 2022-2023: Provincial and Territorial Overview
    - Evidence informing base-year allocation inputs; displayed values and growth are calculated: Reported hospital and private-facility site types constrain buyer attribution, with explicit regional and classification limitations.
    - Evidence informing forecast-year allocation inputs; displayed values and growth are calculated: Reported hospital and private-facility site types constrain buyer attribution, with explicit regional and classification limitations.
    - Evidence informing base-year allocation inputs; displayed values and growth are calculated: Private-site participation supplies an outpatient calibration lead; private ownership is not equated automatically with imaging-centre status.
    - Evidence informing forecast-year allocation inputs; displayed values and growth are calculated: Private-site participation supplies an outpatient calibration lead; private ownership is not equated automatically with imaging-centre status.
    - Evidence informing base-year allocation inputs; displayed values and growth are calculated: Modality-specific 2022-2023 age distributions supply observed inputs to the explicitly assumed age-to-support-endpoint bridge.
    - Evidence informing forecast-year allocation inputs; displayed values and growth are calculated: Modality-specific 2022-2023 age distributions supply observed inputs to the explicitly assumed age-to-support-endpoint bridge.
    - Evidence informing base-year allocation inputs; displayed values and growth are calculated: Older-equipment distributions constrain the beyond-support model but do not directly measure manufacturer support withdrawal.
    - Evidence informing forecast-year allocation inputs; displayed values and growth are calculated: Older-equipment distributions constrain the beyond-support model but do not directly measure manufacturer support withdrawal.
25. MLN909060 - Independent Diagnostic Testing Facility, February 2026
    - Evidence informing forecast-year allocation inputs; displayed values and growth are calculated: Official mobile-IDTF distinctions separate clinical operators from equipment/personnel leasing and establish a maintenance responsibility, not an outsourcing percentage.
26. Maintenance service agreements
    - Evidence informing base-year allocation inputs; displayed values and growth are calculated: Approximately xx.xx% remotely resolved corrective cases constrain channel assumptions but cannot be substituted for remote-only spending.
    - Evidence informing forecast-year allocation inputs; displayed values and growth are calculated: Approximately xx.xx% remotely resolved corrective cases constrain channel assumptions but cannot be substituted for remote-only spending.
    - Evidence informing base-year allocation inputs; displayed values and growth are calculated: RightFit combines field and remote expertise under customizable agreements, supporting an inseparable integrated-obligation category.
    - Evidence informing forecast-year allocation inputs; displayed values and growth are calculated: RightFit combines field and remote expertise under customizable agreements, supporting an inseparable integrated-obligation category.
    - Evidence informing base-year allocation inputs; displayed values and growth are calculated: Field-engineer access remains part of the commercial offering; remote resolution does not eliminate purchased attendance obligations.
    - Evidence informing forecast-year allocation inputs; displayed values and growth are calculated: Field-engineer access remains part of the commercial offering; remote resolution does not eliminate purchased attendance obligations.

27. Portable Ultrasound Repair Depot
    - Evidence informing base-year allocation inputs; displayed values and growth are calculated: Accepted portable ultrasound systems are repaired at a service centre, supporting a system-level depot channel with eligibility and repaired-portion limits.
    - Evidence informing forecast-year allocation inputs; displayed values and growth are calculated: Accepted portable ultrasound systems are repaired at a service centre, supporting a system-level depot channel with eligibility and repaired-portion limits.
    - Evidence informing base-year allocation inputs; displayed values and growth are calculated: Flat-rate repair for eligible jobs establishes event-specific pricing, while excluded cases receive alternative quotations; adoption is not disclosed.
    - Evidence informing forecast-year allocation inputs; displayed values and growth are calculated: Flat-rate repair for eligible jobs establishes event-specific pricing, while excluded cases receive alternative quotations; adoption is not disclosed.
28. Managed Neutral Vendor Services
    - Evidence informing forecast-year allocation inputs; displayed values and growth are calculated: The managed framework runs January xx.xx 2026-January xx.xx 2030 and requires mini-competition. It supports route availability, not realized maintenance revenue or guaranteed continuation to 2032.
29. TruPay - GE HealthCare commercial brochure
    - Evidence informing base-year allocation inputs; displayed values and growth are calculated: The official brochure has a fixed first-xx.xx-patient price plus further usage slabs, supporting minimum-plus-variable classification when both components apply.
    - Evidence informing forecast-year allocation inputs; displayed values and growth are calculated: The official brochure has a fixed first-xx.xx-patient price plus further usage slabs, supporting minimum-plus-variable classification when both components apply.
    - Evidence informing base-year allocation inputs; displayed values and growth are calculated: The explicit minimum payment constrains the pure Usage-Based Fees numerator; a pay-per-use promotional label does not independently establish variable-only billing.
    - Evidence informing forecast-year allocation inputs; displayed values and growth are calculated: The explicit minimum payment constrains the pure Usage-Based Fees numerator; a pay-per-use promotional label does not independently establish variable-only billing.
30. Flexible Multi-Vendor Medical Imaging Equipment Service
    - Evidence informing base-year allocation inputs; displayed values and growth are calculated: A disclosed Time & Materials option supports a separate input-charged commercial route without reporting realized revenue or exact customer terms.
    - Evidence informing forecast-year allocation inputs; displayed values and growth are calculated: A disclosed Time & Materials option supports a separate input-charged commercial route without reporting realized revenue or exact customer terms.
    - Evidence informing base-year allocation inputs; displayed values and growth are calculated: Advertised post-OEM-support service corroborates continuing commercial participation beyond manufacturer support, but not universal model eligibility.
    - Evidence informing forecast-year allocation inputs; displayed values and growth are calculated: Advertised post-OEM-support service corroborates continuing commercial participation beyond manufacturer support, but not universal model eligibility.

20.4. Germany

Table 408. Germany Medical Imaging Equipment Maintenance Services Market Size, 2017-2040 (USD Million)

Country	2017	2024	2025	2026	2027	2032	2040	CAGR (%)
Germany	**xx.xx**	**xx.xx**	**xx.xx**	**xx.xx**	**xx.xx**	**xx.xx**	**xx.xx**	**xx.xx**

Table 409. Germany Medical Imaging Equipment Maintenance Services Market Size, by Maintenance Function, 2017-2040 (USD Million)

Maintenance Function	2017	2024	2025	2026	2027	2032	2040	CAGR (%)
Combined Preventive and Corrective Maintenance	xx.xx	xx.xx	xx.xx	xx.xx	xx.xx	xx.xx	xx.xx	xx.xx
Corrective Maintenance	xx.xx	xx.xx	xx.xx	xx.xx	xx.xx	xx.xx	xx.xx	xx.xx
Inspection and Verification	xx.xx	xx.xx	xx.xx	xx.xx	xx.xx	xx.xx	xx.xx	xx.xx
Preventive Maintenance	xx.xx	xx.xx	xx.xx	xx.xx	xx.xx	xx.xx	xx.xx	xx.xx
Total	**xx.xx**	**xx.xx**	**xx.xx**	**xx.xx**	**xx.xx**	**xx.xx**	**xx.xx**	**xx.xx**

Table 410. Germany Medical Imaging Equipment Maintenance Services Market Size, by Imaging Modality, 2017-2040 (USD Million)

Imaging Modality	2017	2024	2025	2026	2027	2032	2040	CAGR (%)
Bone Densitometry	xx.xx	xx.xx	xx.xx	xx.xx	xx.xx	xx.xx	xx.xx	xx.xx
Computed Tomography	xx.xx	xx.xx	xx.xx	xx.xx	xx.xx	xx.xx	xx.xx	xx.xx
Dental Radiology	xx.xx	xx.xx	xx.xx	xx.xx	xx.xx	xx.xx	xx.xx	xx.xx
Fluoroscopy and Angiography	xx.xx	xx.xx	xx.xx	xx.xx	xx.xx	xx.xx	xx.xx	xx.xx
General Radiography	xx.xx	xx.xx	xx.xx	xx.xx	xx.xx	xx.xx	xx.xx	xx.xx
Hybrid Imaging	xx.xx	xx.xx	xx.xx	xx.xx	xx.xx	xx.xx	xx.xx	xx.xx
Magnetic Resonance Imaging	xx.xx	xx.xx	xx.xx	xx.xx	xx.xx	xx.xx	xx.xx	xx.xx
Mammography	xx.xx	xx.xx	xx.xx	xx.xx	xx.xx	xx.xx	xx.xx	xx.xx
Nuclear Medicine Imaging	xx.xx	xx.xx	xx.xx	xx.xx	xx.xx	xx.xx	xx.xx	xx.xx
Ultrasound	xx.xx	xx.xx	xx.xx	xx.xx	xx.xx	xx.xx	xx.xx	xx.xx
Total	**xx.xx**	**xx.xx**	**xx.xx**	**xx.xx**	**xx.xx**	**xx.xx**	**xx.xx**	**xx.xx**

Table 411. Germany Medical Imaging Equipment Maintenance Services Market Size, by Hybrid Imaging, 2017-2040 (USD Million)

Hybrid Imaging	2017	2024	2025	2026	2027	2032	2040	CAGR (%)
Hybrid Interventional Imaging	xx.xx	xx.xx	xx.xx	xx.xx	xx.xx	xx.xx	xx.xx	xx.xx
PET/CT	xx.xx	xx.xx	xx.xx	xx.xx	xx.xx	xx.xx	xx.xx	xx.xx
PET/MRI	xx.xx	xx.xx	xx.xx	xx.xx	xx.xx	xx.xx	xx.xx	xx.xx
SPECT/CT	xx.xx	xx.xx	xx.xx	xx.xx	xx.xx	xx.xx	xx.xx	xx.xx
Total	**xx.xx**	**xx.xx**	**xx.xx**	**xx.xx**	**xx.xx**	**xx.xx**	**xx.xx**	**xx.xx**

Table 412. Germany Medical Imaging Equipment Maintenance Services Market Size, by Nuclear Medicine Imaging, 2017-2040 (USD Million)

Nuclear Medicine Imaging	2017	2024	2025	2026	2027	2032	2040	CAGR (%)
Gamma Camera and SPECT Imaging	xx.xx	xx.xx	xx.xx	xx.xx	xx.xx	xx.xx	xx.xx	xx.xx
Standalone PET Imaging	xx.xx	xx.xx	xx.xx	xx.xx	xx.xx	xx.xx	xx.xx	xx.xx
Total	**xx.xx**	**xx.xx**	**xx.xx**	**xx.xx**	**xx.xx**	**xx.xx**	**xx.xx**	**xx.xx**

Table 413. Germany Medical Imaging Equipment Maintenance Services Market Size, by Clinical Use, 2017-2040 (USD Million)

Clinical Use	2017	2024	2025	2026	2027	2032	2040	CAGR (%)
Diagnostic and Screening Imaging	xx.xx	xx.xx	xx.xx	xx.xx	xx.xx	xx.xx	xx.xx	xx.xx
Image-Guided Intervention	xx.xx	xx.xx	xx.xx	xx.xx	xx.xx	xx.xx	xx.xx	xx.xx
Shared-Use Imaging	xx.xx	xx.xx	xx.xx	xx.xx	xx.xx	xx.xx	xx.xx	xx.xx
Treatment-Planning Imaging	xx.xx	xx.xx	xx.xx	xx.xx	xx.xx	xx.xx	xx.xx	xx.xx
Total	**xx.xx**	**xx.xx**	**xx.xx**	**xx.xx**	**xx.xx**	**xx.xx**	**xx.xx**	**xx.xx**

Table 414. Germany Medical Imaging Equipment Maintenance Services Market Size, by End User, 2017-2040 (USD Million)

End User	2017	2024	2025	2026	2027	2032	2040	CAGR (%)
Ambulatory Care Centers	xx.xx	xx.xx	xx.xx	xx.xx	xx.xx	xx.xx	xx.xx	xx.xx
Dental Practices	xx.xx	xx.xx	xx.xx	xx.xx	xx.xx	xx.xx	xx.xx	xx.xx
Diagnostic Imaging Centers	xx.xx	xx.xx	xx.xx	xx.xx	xx.xx	xx.xx	xx.xx	xx.xx
Hospitals	xx.xx	xx.xx	xx.xx	xx.xx	xx.xx	xx.xx	xx.xx	xx.xx
Medical and Allied Health Practices	xx.xx	xx.xx	xx.xx	xx.xx	xx.xx	xx.xx	xx.xx	xx.xx
Mobile Imaging Operators	xx.xx	xx.xx	xx.xx	xx.xx	xx.xx	xx.xx	xx.xx	xx.xx
Total	**xx.xx**	**xx.xx**	**xx.xx**	**xx.xx**	**xx.xx**	**xx.xx**	**xx.xx**	**xx.xx**

Table 415. Germany Medical Imaging Equipment Maintenance Services Market Size, by Service Delivery, 2017-2040 (USD Million)

Service Delivery	2017	2024	2025	2026	2027	2032	2040	CAGR (%)
Depot Repair	xx.xx	xx.xx	xx.xx	xx.xx	xx.xx	xx.xx	xx.xx	xx.xx
Integrated Service Delivery	xx.xx	xx.xx	xx.xx	xx.xx	xx.xx	xx.xx	xx.xx	xx.xx
On-Site Service	xx.xx	xx.xx	xx.xx	xx.xx	xx.xx	xx.xx	xx.xx	xx.xx
Remote Service	xx.xx	xx.xx	xx.xx	xx.xx	xx.xx	xx.xx	xx.xx	xx.xx
Total	**xx.xx**	**xx.xx**	**xx.xx**	**xx.xx**	**xx.xx**	**xx.xx**	**xx.xx**	**xx.xx**

Table 416. Germany Medical Imaging Equipment Maintenance Services Market Size, by Procurement Route, 2017-2040 (USD Million)

Procurement Route	2017	2024	2025	2026	2027	2032	2040	CAGR (%)
Framework and Master-Agreement Orders	xx.xx	xx.xx	xx.xx	xx.xx	xx.xx	xx.xx	xx.xx	xx.xx
Standalone Procurement	xx.xx	xx.xx	xx.xx	xx.xx	xx.xx	xx.xx	xx.xx	xx.xx
Total	**xx.xx**	**xx.xx**	**xx.xx**	**xx.xx**	**xx.xx**	**xx.xx**	**xx.xx**	**xx.xx**

Table 417. Germany Medical Imaging Equipment Maintenance Services Market Size, by Service Provider Relationship, 2017-2040 (USD Million)

Service Provider Relationship	2017	2024	2025	2026	2027	2032	2040	CAGR (%)
Manufacturer-Provided Service	xx.xx	xx.xx	xx.xx	xx.xx	xx.xx	xx.xx	xx.xx	xx.xx
Third-Party Service	xx.xx	xx.xx	xx.xx	xx.xx	xx.xx	xx.xx	xx.xx	xx.xx
Total	**xx.xx**	**xx.xx**	**xx.xx**	**xx.xx**	**xx.xx**	**xx.xx**	**xx.xx**	**xx.xx**

Table 418. Germany Medical Imaging Equipment Maintenance Services Market Size, by Contract Coverage, 2017-2040 (USD Million)

Contract Coverage	2017	2024	2025	2026	2027	2032	2040	CAGR (%)
Event-Specific Service	xx.xx	xx.xx	xx.xx	xx.xx	xx.xx	xx.xx	xx.xx	xx.xx
Full-Service Coverage	xx.xx	xx.xx	xx.xx	xx.xx	xx.xx	xx.xx	xx.xx	xx.xx
Limited-Service Coverage	xx.xx	xx.xx	xx.xx	xx.xx	xx.xx	xx.xx	xx.xx	xx.xx
Shared Maintenance Coverage	xx.xx	xx.xx	xx.xx	xx.xx	xx.xx	xx.xx	xx.xx	xx.xx
Total	**xx.xx**	**xx.xx**	**xx.xx**	**xx.xx**	**xx.xx**	**xx.xx**	**xx.xx**	**xx.xx**

Table 419. Germany Medical Imaging Equipment Maintenance Services Market Size, by Pricing Model, 2017-2040 (USD Million)

Pricing Model	2017	2024	2025	2026	2027	2032	2040	CAGR (%)
Fixed Per-Event Fees	xx.xx	xx.xx	xx.xx	xx.xx	xx.xx	xx.xx	xx.xx	xx.xx
Fixed Periodic Fees	xx.xx	xx.xx	xx.xx	xx.xx	xx.xx	xx.xx	xx.xx	xx.xx
Hybrid Pricing	xx.xx	xx.xx	xx.xx	xx.xx	xx.xx	xx.xx	xx.xx	xx.xx
Time-and-Materials Pricing	xx.xx	xx.xx	xx.xx	xx.xx	xx.xx	xx.xx	xx.xx	xx.xx
Usage-Based Fees	xx.xx	xx.xx	xx.xx	xx.xx	xx.xx	xx.xx	xx.xx	xx.xx
Total	**xx.xx**	**xx.xx**	**xx.xx**	**xx.xx**	**xx.xx**	**xx.xx**	**xx.xx**	**xx.xx**

Table 420. Germany Medical Imaging Equipment Maintenance Services Market Size, by Vendor Scope, 2017-2040 (USD Million)

Vendor Scope	2017	2024	2025	2026	2027	2032	2040	CAGR (%)
Multi-Vendor Coverage	xx.xx	xx.xx	xx.xx	xx.xx	xx.xx	xx.xx	xx.xx	xx.xx
Single-Vendor Coverage	xx.xx	xx.xx	xx.xx	xx.xx	xx.xx	xx.xx	xx.xx	xx.xx
Total	**xx.xx**	**xx.xx**	**xx.xx**	**xx.xx**	**xx.xx**	**xx.xx**	**xx.xx**	**xx.xx**

Table 421. Germany Medical Imaging Equipment Maintenance Services Market Size, by Equipment Support Lifecycle, 2017-2040 (USD Million)

Equipment Support Lifecycle	2017	2024	2025	2026	2027	2032	2040	CAGR (%)
Beyond Manufacturer Support	xx.xx	xx.xx	xx.xx	xx.xx	xx.xx	xx.xx	xx.xx	xx.xx
Within Manufacturer Support	xx.xx	xx.xx	xx.xx	xx.xx	xx.xx	xx.xx	xx.xx	xx.xx
Total	**xx.xx**	**xx.xx**	**xx.xx**	**xx.xx**	**xx.xx**	**xx.xx**	**xx.xx**	**xx.xx**

Sources & Evidence

1. GE HealthCare Technologies Inc. - 2025 Form 10-K
   - Evidence informing the 2023 market-value input; displayed series and growth include calculations: Reported services revenue of USD xx.xx supplies a historical commercial-activity proxy; it is broader than imaging maintenance.
   - Evidence informing the 2024 market-value input; displayed series and growth include calculations: Reported services revenue of USD xx.xx supplies the comparable historical proxy.
2. GE HealthCare Technologies Inc. - 2022 Form 10-K
   - Evidence informing the 2020 market-value input; displayed series and growth include calculations: Services revenue of USD xx.xx anchors the high-cost equipment cohort's historical activity index.
   - Evidence informing the 2021 market-value input; displayed series and growth include calculations: Services revenue of USD xx.xx supplies the comparable activity index.
   - Evidence informing the 2022 market-value input; displayed series and growth include calculations: Services revenue of USD xx.xx supplies the activity index. The filing attributes the services decline primarily to unfavorable currency effects.
3. Health at a Glance 2025 - Diagnostic Technologies
   - Evidence informing the 2032 market-value input; displayed series and growth include calculations: Long-run increases in imaging activity support continued equipment demand; examination volumes are not substituted for maintenance revenue.
   - Evidence informing the 2040 market-value input; displayed series and growth include calculations: The observed country variation and incomplete coverage constrain long-run stock-growth assumptions and prohibit uniform worldwide density extrapolation.
4. OnWatch Predict
   - Evidence informing the 2032 market-value input; displayed series and growth include calculations: Conditional reported benefits support considering a service-efficiency counterforce, not applying downtime reductions directly to service revenue.
   - Evidence informing the 2040 market-value input; displayed series and growth include calculations: The offering supports retaining human and component fulfillment costs in the long-run forecast; it does not establish autonomous servicing or engineer replacement.

5. Unite In-House Service Solutions
   - Evidence informing the 2032 market-value input; displayed series and growth include calculations: The retained-labor boundary supports the modeled purchased-scope counterforce, without measuring future adoption.
   - Evidence informing the 2040 market-value input; displayed series and growth include calculations: The offering supports maintaining a distinction between installed equipment obligations and externally purchased service expenditure.
   - Evidence informing base-year allocation inputs; displayed values and growth are calculated: The offering excludes included onsite and planned-maintenance labor, supporting retained-work and purchased-payment distinctions, not observed adoption. ([gehealthcare.com](https://www.gehealthcare.com/en/services/unite-in-house))
   - Evidence informing forecast-year allocation inputs; displayed values and growth are calculated: The offering excludes included onsite and planned-maintenance labor, supporting retained-work and purchased-payment distinctions, not observed adoption. ([gehealthcare.com](https://www.gehealthcare.com/en/services/unite-in-house))
   - Evidence informing base-year allocation inputs; displayed values and growth are calculated: The published xx.xx% remote fix rate is a case-resolution observation, not remote-only revenue. Separately billed on-site labor supports the responsibility distinction.
   - Evidence informing forecast-year allocation inputs; displayed values and growth are calculated: The published xx.xx% remote fix rate is a case-resolution observation, not remote-only revenue. Separately billed on-site labor supports the responsibility distinction.
   - Evidence informing base-year allocation inputs; displayed values and growth are calculated: Excluded on-site and planned-maintenance labor prevents interpreting every remote-support plan as inclusive integrated fulfillment.
   - Evidence informing forecast-year allocation inputs; displayed values and growth are calculated: Excluded on-site and planned-maintenance labor prevents interpreting every remote-support plan as inclusive integrated fulfillment.
   - Evidence informing base-year allocation inputs; displayed values and growth are calculated: Periodic support with additional billed labor or parts supports mixed payment components rather than universal fixed full coverage.
   - Evidence informing forecast-year allocation inputs; displayed values and growth are calculated: Periodic support with additional billed labor or parts supports mixed payment components rather than universal fixed full coverage.
   - Evidence informing base-year allocation inputs; displayed values and growth are calculated: Enterprise offerings covering GE HealthCare assets establish an own-brand agreement example without measuring its market penetration.
   - Evidence informing forecast-year allocation inputs; displayed values and growth are calculated: Enterprise offerings covering GE HealthCare assets establish an own-brand agreement example without measuring its market penetration.

6. Philips Standard Terms and Conditions of Service, Revision 23, April 2024
   - Evidence informing the 2032 market-value input; displayed series and growth include calculations: Published lifecycle terms condition post-End-of-Life repair on parts and trained-personnel availability and remove the earlier uptime guarantee. These constrain assumed indefinite support extension.
   - Evidence informing the 2040 market-value input; displayed series and growth include calculations: The lifecycle conditions support including retirement and support limitations in long-run growth assumptions, but do not establish a dated global withdrawal event.
   - Evidence informing base-year allocation inputs; displayed values and growth are calculated: Post-End-of-Life obligations change materially, supporting a declared-support endpoint rather than an automatic equipment-age threshold.
   - Evidence informing forecast-year allocation inputs; displayed values and growth are calculated: Post-End-of-Life obligations change materially, supporting a declared-support endpoint rather than an automatic equipment-age threshold.
   - Evidence informing base-year allocation inputs; displayed values and growth are calculated: Post-endpoint repair depends on parts and trained-personnel availability without the earlier uptime guarantee; continuing service is conditional, not indefinite.
   - Evidence informing forecast-year allocation inputs; displayed values and growth are calculated: Post-endpoint repair depends on parts and trained-personnel availability without the earlier uptime guarantee; continuing service is conditional, not indefinite.
7. Health at a Glance 2025 - Diagnostic Technologies
   - Evidence informing base-year allocation inputs; displayed values and growth are calculated: Imaging-stock comparator.
   - Evidence informing forecast-year allocation inputs; displayed values and growth are calculated: Imaging-stock comparator.

8. RadNet, Inc. - 2025 Form 10-K
   - Evidence informing base-year allocation inputs; displayed values and growth are calculated: The disclosed X-ray fleet provides a buyer-footprint check, not global maintenance revenue. ([sec.gov](https://www.sec.gov/Archives/edgar/data/xx.xx/xx.xx/rdnt-xx.xx.htm))
   - Evidence informing forecast-year allocation inputs; displayed values and growth are calculated: The disclosed X-ray fleet provides a buyer-footprint check, not global maintenance revenue. ([sec.gov](https://www.sec.gov/Archives/edgar/data/xx.xx/xx.xx/rdnt-xx.xx.htm))
   - Evidence informing base-year allocation inputs; displayed values and growth are calculated: The disclosed fluoroscopy fleet constrains the outpatient comparator's scope. ([sec.gov](https://www.sec.gov/Archives/edgar/data/xx.xx/xx.xx/rdnt-xx.xx.htm))
   - Evidence informing forecast-year allocation inputs; displayed values and growth are calculated: The disclosed fluoroscopy fleet constrains the outpatient comparator's scope. ([sec.gov](https://www.sec.gov/Archives/edgar/data/xx.xx/xx.xx/rdnt-xx.xx.htm))
   - Evidence informing base-year allocation inputs; displayed values and growth are calculated: CT fleet changes provide an independent relative-activity check. ([sec.gov](https://www.sec.gov/Archives/edgar/data/xx.xx/xx.xx/rdnt-xx.xx.htm))
   - Evidence informing forecast-year allocation inputs; displayed values and growth are calculated: CT fleet changes provide an independent relative-activity check. ([sec.gov](https://www.sec.gov/Archives/edgar/data/xx.xx/xx.xx/rdnt-xx.xx.htm))
   - Evidence informing base-year allocation inputs; displayed values and growth are calculated: MRI fleet changes inform a restrained relative-growth assumption. ([sec.gov](https://www.sec.gov/Archives/edgar/data/xx.xx/xx.xx/rdnt-xx.xx.htm))
   - Evidence informing forecast-year allocation inputs; displayed values and growth are calculated: MRI fleet changes inform a restrained relative-growth assumption. ([sec.gov](https://www.sec.gov/Archives/edgar/data/xx.xx/xx.xx/rdnt-xx.xx.htm))
   - Evidence informing base-year allocation inputs; displayed values and growth are calculated: Ultrasound fleet disclosure supplies a commercial-stock comparator. ([sec.gov](https://www.sec.gov/Archives/edgar/data/xx.xx/xx.xx/rdnt-xx.xx.htm))
   - Evidence informing forecast-year allocation inputs; displayed values and growth are calculated: Ultrasound fleet disclosure supplies a commercial-stock comparator. ([sec.gov](https://www.sec.gov/Archives/edgar/data/xx.xx/xx.xx/rdnt-xx.xx.htm))
   - Evidence informing base-year allocation inputs; displayed values and growth are calculated: Mammography fleet disclosure supplies a commercial-stock comparator. ([sec.gov](https://www.sec.gov/Archives/edgar/data/xx.xx/xx.xx/rdnt-xx.xx.htm))
   - Evidence informing forecast-year allocation inputs; displayed values and growth are calculated: Mammography fleet disclosure supplies a commercial-stock comparator. ([sec.gov](https://www.sec.gov/Archives/edgar/data/xx.xx/xx.xx/rdnt-xx.xx.htm))
   - Evidence informing base-year allocation inputs; displayed values and growth are calculated: PET/CT fleet growth provides a differentiated adoption comparator. ([sec.gov](https://www.sec.gov/Archives/edgar/data/xx.xx/xx.xx/rdnt-xx.xx.htm))
   - Evidence informing forecast-year allocation inputs; displayed values and growth are calculated: PET/CT fleet growth provides a differentiated adoption comparator. ([sec.gov](https://www.sec.gov/Archives/edgar/data/xx.xx/xx.xx/rdnt-xx.xx.htm))
   - Evidence informing base-year allocation inputs; displayed values and growth are calculated: Manufacturer service arrangements corroborate buyer-side participation, without a spending split. ([sec.gov](https://www.sec.gov/Archives/edgar/data/xx.xx/xx.xx/rdnt-xx.xx.htm))
   - Evidence informing forecast-year allocation inputs; displayed values and growth are calculated: Manufacturer service arrangements corroborate buyer-side participation, without a spending split. ([sec.gov](https://www.sec.gov/Archives/edgar/data/xx.xx/xx.xx/rdnt-xx.xx.htm))
   - Evidence informing base-year allocation inputs; displayed values and growth are calculated: The operator reports external manufacturer-service arrangements and modality fleets. Applying inherited fees produces a modeled fleet-activity index, not observed maintenance expense.
   - Evidence informing forecast-year allocation inputs; displayed values and growth are calculated: The operator reports external manufacturer-service arrangements and modality fleets. Applying inherited fees produces a modeled fleet-activity index, not observed maintenance expense.
   - Evidence informing base-year allocation inputs; displayed values and growth are calculated: The disclosed outpatient fleet is counterevidence against treating hospital-heavy national samples as universal buyer distributions.
   - Evidence informing forecast-year allocation inputs; displayed values and growth are calculated: The disclosed

9. Contracting in Medical Equipment Maintenance Services: An Empirical Investigation
   - Evidence informing base-year allocation inputs; displayed values and growth are calculated: The historical scanner dataset supplies observed plan-selection proportions, not current global value shares. ([business.columbia.edu](https://business.columbia.edu/sites/default/files-efs/pubfiles/xx.xx/besbes_contracting.pdf))
   - Evidence informing forecast-year allocation inputs; displayed values and growth are calculated: The historical scanner dataset supplies observed plan-selection proportions, not current global value shares. ([business.columbia.edu](https://business.columbia.edu/sites/default/files-efs/pubfiles/xx.xx/besbes_contracting.pdf))
   - Evidence informing base-year allocation inputs; displayed values and growth are calculated: Basic and partial plans constrain the narrower-standing-coverage model. ([business.columbia.edu](https://business.columbia.edu/sites/default/files-efs/pubfiles/xx.xx/besbes_contracting.pdf))
   - Evidence informing forecast-year allocation inputs; displayed values and growth are calculated: Basic and partial plans constrain the narrower-standing-coverage model. ([business.columbia.edu](https://business.columbia.edu/sites/default/files-efs/pubfiles/xx.xx/besbes_contracting.pdf))
   - Evidence informing base-year allocation inputs; displayed values and growth are calculated: Preventive obligations coexist with differing repair coverage or charging in the studied plans. ([business.columbia.edu](https://business.columbia.edu/sites/default/files-efs/pubfiles/xx.xx/besbes_contracting.pdf))
   - Evidence informing forecast-year allocation inputs; displayed values and growth are calculated: Preventive obligations coexist with differing repair coverage or charging in the studied plans. ([business.columbia.edu](https://business.columbia.edu/sites/default/files-efs/pubfiles/xx.xx/besbes_contracting.pdf))
   - Evidence informing base-year allocation inputs; displayed values and growth are calculated: Historical full-protection selection supplies a purchasing primitive, converted from plan counts to value using an explicit relative-spending assumption.
   - Evidence informing forecast-year allocation inputs; displayed values and growth are calculated: Historical full-protection selection supplies a purchasing primitive, converted from plan counts to value using an explicit relative-spending assumption.
   - Evidence informing base-year allocation inputs; displayed values and growth are calculated: Basic and partial plans contain annual fees plus variable charges, supporting Hybrid Pricing and preventing misclassification as pure time-and-materials.
   - Evidence informing forecast-year allocation inputs; displayed values and growth are calculated: Basic and partial plans contain annual fees plus variable charges, supporting Hybrid Pricing and preventing misclassification as pure time-and-materials.
   - Evidence informing base-year allocation inputs; displayed values and growth are calculated: The study's time-and-materials label includes an annual fee; it constrains exclusions from the pure no-retainer numerator rather than observing that category's current share.
   - Evidence informing forecast-year allocation inputs; displayed values and growth are calculated: The study's time-and-materials label includes an annual fee; it constrains exclusions from the pure no-retainer numerator rather than observing that category's current share.

10. Appendix 3: Framework Agreement Specification-Maintenance, Repair and Calibration of Medical Equipment

- Evidence informing base-year allocation inputs; displayed values and growth are calculated: Comprehensive procurement coverage combines scheduled maintenance and repairs. ([sccl.nhs.uk](https://www.sccl.nhs.uk/wp-content/uploads/2023/xx.xx/Maintenance-Appendix-xx.xx-Framework-Specification.pdf))
- Evidence informing forecast-year allocation inputs; displayed values and growth are calculated: Comprehensive procurement coverage combines scheduled maintenance and repairs. ([sccl.nhs.uk](https://www.sccl.nhs.uk/wp-content/uploads/2023/xx.xx/Maintenance-Appendix-xx.xx-Framework-Specification.pdf))
- Evidence informing base-year allocation inputs; displayed values and growth are calculated: Comprehensive cover and case-specific component treatment support obligation-based classification. ([sccl.nhs.uk](https://www.sccl.nhs.uk/wp-content/uploads/2023/xx.xx/Maintenance-Appendix-xx.xx-Framework-Specification.pdf))
- Evidence informing forecast-year allocation inputs; displayed values and growth are calculated: Comprehensive cover and case-specific component treatment support obligation-based classification. ([sccl.nhs.uk](https://www.sccl.nhs.uk/wp-content/uploads/2023/xx.xx/Maintenance-Appendix-xx.xx-Framework-Specification.pdf))
- Evidence informing base-year allocation inputs; displayed values and growth are calculated: Preventive-only, labor-only and component-limited options establish narrower standing obligations. ([sccl.nhs.uk](https://www.sccl.nhs.uk/wp-content/uploads/2023/xx.xx/Maintenance-Appendix-xx.xx-Framework-Specification.pdf))
- Evidence informing forecast-year allocation inputs; displayed values and growth are calculated: Preventive-only, labor-only and component-limited options establish narrower standing obligations. ([sccl.nhs.uk](https://www.sccl.nhs.uk/wp-content/uploads/2023/xx.xx/Maintenance-Appendix-xx.xx-Framework-Specification.pdf))
- Evidence informing base-year allocation inputs; displayed values and growth are calculated: Collaborative cover explicitly divides work between buyer and supplier. ([sccl.nhs.uk](https://www.sccl.nhs.uk/wp-content/uploads/2023/xx.xx/Maintenance-Appendix-xx.xx-Framework-Specification.pdf))
- Evidence informing forecast-year allocation inputs; displayed values and growth are calculated: Collaborative cover explicitly divides work between buyer and supplier. ([sccl.nhs.uk](https://www.sccl.nhs.uk/wp-content/uploads/2023/xx.xx/Maintenance-Appendix-xx.xx-Framework-Specification.pdf))

11. What's Included in Preventative Maintenance?

- Evidence informing base-year allocation inputs; displayed values and growth are calculated: Published PM-only monthly prices provide annualized narrow-service monetary anchors; they are not full-contract prices. ([blockimaging.com](https://www.blockimaging.com/blog/bid/xx.xx/what-s-included-in-imaging-equipment-preventative-maintenance-really))
- Evidence informing forecast-year allocation inputs; displayed values and growth are calculated: Published PM-only monthly prices provide annualized narrow-service monetary anchors; they are not full-contract prices. ([blockimaging.com](https://www.blockimaging.com/blog/bid/xx.xx/what-s-included-in-imaging-equipment-preventative-maintenance-really))
- Evidence informing base-year allocation inputs; displayed values and growth are calculated: Separately offered PM-only pricing constrains the relative-payment assumption for narrower coverage. ([blockimaging.com](https://www.blockimaging.com/blog/bid/xx.xx/what-s-included-in-imaging-equipment-preventative-maintenance-really))
- Evidence informing forecast-year allocation inputs; displayed values and growth are calculated: Separately offered PM-only pricing constrains the relative-payment assumption for narrower coverage. ([blockimaging.com](https://www.blockimaging.com/blog/bid/xx.xx/what-s-included-in-imaging-equipment-preventative-maintenance-really))

12. X-ray equipment performance surveys
    - Evidence informing base-year allocation inputs; displayed values and growth are calculated: A public healthcare provider separately offers equipment-performance surveys, corroborating an assessment deliverable without measuring its market share. ([uhb.nhs.uk](https://www.uhb.nhs.uk/services/radiation-protection/x-ray-equipment-performance-surveys/))
    - Evidence informing forecast-year allocation inputs; displayed values and growth are calculated: A public healthcare provider separately offers equipment-performance surveys, corroborating an assessment deliverable without measuring its market share. ([uhb.nhs.uk](https://www.uhb.nhs.uk/services/radiation-protection/x-ray-equipment-performance-surveys/))
13. High-Tech Medical Equipment: VA Has Opportunities to Improve Its Acquisition of Maintenance Services
    - Evidence informing base-year allocation inputs; displayed values and growth are calculated: Procurement-selected imaging service obligations and access constraints provide an OEM-retention counterweight, not a global maintenance share. ([gao.gov](https://www.gao.gov/assets/gao-xx.xx-xx.xx.pdf))
    - Evidence informing forecast-year allocation inputs; displayed values and growth are calculated: Procurement-selected imaging service obligations and access constraints provide an OEM-retention counterweight, not a global maintenance share. ([gao.gov](https://www.gao.gov/assets/gao-xx.xx-xx.xx.pdf))
    - Evidence informing base-year allocation inputs; displayed values and growth are calculated: Bounded third-party access-delay examples qualify frictionless substitution assumptions without establishing universal unsuitability. ([gao.gov](https://www.gao.gov/assets/gao-xx.xx-xx.xx.pdf))
    - Evidence informing forecast-year allocation inputs; displayed values and growth are calculated: Bounded third-party access-delay examples qualify frictionless substitution assumptions without establishing universal unsuitability. ([gao.gov](https://www.gao.gov/assets/gao-xx.xx-xx.xx.pdf))
    - Evidence informing base-year allocation inputs; displayed values and growth are calculated: Inspected route counts include xx.xx standalone contracts; the selected federal sample is adjusted rather than treated as Global spending prevalence.
    - Evidence informing forecast-year allocation inputs; displayed values and growth are calculated: Inspected route counts include xx.xx standalone contracts; the selected federal sample is adjusted rather than treated as Global spending prevalence.
    - Evidence informing base-year allocation inputs; displayed values and growth are calculated: Forty-two HTME and four Federal Supply Schedule orders supply the identifiable agreement-order count for a modeled relative-value bridge.
    - Evidence informing forecast-year allocation inputs; displayed values and growth are calculated: Forty-two HTME and four Federal Supply Schedule orders supply the identifiable agreement-order count for a modeled relative-value bridge.
14. Transcript: Final Guidance: Remanufacturing of Medical Devices, September 10, 2024
    - Evidence informing base-year allocation inputs; displayed values and growth are calculated: Manufacturer and third-party servicing roles depend on the particular device, supporting asset-specific attribution. ([fda.gov](https://www.fda.gov/media/xx.xx/download?attachment=))
    - Evidence informing forecast-year allocation inputs; displayed values and growth are calculated: Manufacturer and third-party servicing roles depend on the particular device, supporting asset-specific attribution. ([fda.gov](https://www.fda.gov/media/xx.xx/download?attachment=))
    - Evidence informing base-year allocation inputs; displayed values and growth are calculated: An OEM can service another entity's device as a third-party servicer. ([fda.gov](https://www.fda.gov/media/xx.xx/download?attachment=))
    - Evidence informing forecast-year allocation inputs; displayed values and growth are calculated: An OEM can service another entity's device as a third-party servicer. ([fda.gov](https://www.fda.gov/media/xx.xx/download?attachment=))

15. Multi-vendor services

· Evidence informing base-year allocation inputs; displayed values and growth are calculated: The advertised Philips and non-Philips service scope demonstrates why corporate identity alone cannot establish OEM attribution.
([usa.philips.com](https://www.usa.philips.com/healthcare/service/healthcare-multi-vendor-services))

· Evidence informing forecast-year allocation inputs; displayed values and growth are calculated: The advertised Philips and non-Philips service scope demonstrates why corporate identity alone cannot establish OEM attribution.
([usa.philips.com](https://www.usa.philips.com/healthcare/service/healthcare-multi-vendor-services))

· Evidence informing base-year allocation inputs; displayed values and growth are calculated: Non-Philips equipment servicing establishes a commercial cross-manufacturer role, not its revenue proportion.
([usa.philips.com](https://www.usa.philips.com/healthcare/service/healthcare-multi-vendor-services))

· Evidence informing forecast-year allocation inputs; displayed values and growth are calculated: Non-Philips equipment servicing establishes a commercial cross-manufacturer role, not its revenue proportion.
([usa.philips.com](https://www.usa.philips.com/healthcare/service/healthcare-multi-vendor-services))

· Evidence informing base-year allocation inputs; displayed values and growth are calculated: Consolidated support for Philips and non-Philips equipment establishes agreement-level multi-vendor coverage; staffing scale and parts access do not measure penetration.

· Evidence informing forecast-year allocation inputs; displayed values and growth are calculated: Consolidated support for Philips and non-Philips equipment establishes agreement-level multi-vendor coverage; staffing scale and parts access do not measure penetration.

16. San Bernardino County - File 11902: Asset Management Agreement with Renovo Solutions LLC for Maintenance Services

· Evidence informing base-year allocation inputs; displayed values and growth are calculated: The approved 2025 three-year, xx.xx-asset agreement supplies a monetary third-party purchasing counterexample; approved value is not realized annual revenue.
([sanbernardino.legistar.com](https://sanbernardino.legistar.com/LegislationDetail.aspx?GUID=06EA5122-33FD-472E-B939-A8FA6E015FEB&ID=xx.xx&Options=&Search=))

· Evidence informing forecast-year allocation inputs; displayed values and growth are calculated: The approved 2025 three-year, xx.xx-asset agreement supplies a monetary third-party purchasing counterexample; approved value is not realized annual revenue.
([sanbernardino.legistar.com](https://sanbernardino.legistar.com/LegislationDetail.aspx?GUID=06EA5122-33FD-472E-B939-A8FA6E015FEB&ID=xx.xx&Options=&Search=))

· Evidence informing base-year allocation inputs; displayed values and growth are calculated: The public agreement combines scheduled maintenance, repairs and parts, supporting combined purchased obligations.
([sanbernardino.legistar.com](https://sanbernardino.legistar.com/LegislationDetail.aspx?GUID=06EA5122-33FD-472E-B939-A8FA6E015FEB&ID=xx.xx&Options=&Search=))

· Evidence informing forecast-year allocation inputs; displayed values and growth are calculated: The public agreement combines scheduled maintenance, repairs and parts, supporting combined purchased obligations.
([sanbernardino.legistar.com](https://sanbernardino.legistar.com/LegislationDetail.aspx?GUID=06EA5122-33FD-472E-B939-A8FA6E015FEB&ID=xx.xx&Options=&Search=))

17. Radiation Protection in Newer Medical Imaging Techniques: PET/CT - Safety Reports Series No. 58

· Evidence informing forecast-year allocation inputs; displayed values and growth are calculated: The 2008 commercial equipment-sales discussion supports historical standalone-to-hybrid substitution, not a current maintenance share or retirement rate.
([www-pub.iaea.org](https://www-pub.iaea.org/MTCD/Publications/PDF/pub1343_web.pdf))

· Evidence informing forecast-year allocation inputs; displayed values and growth are calculated: Historical PET/CT equipment adoption supplies a directional substitution premise, not contemporary service revenue.
([www-pub.iaea.org](https://www-pub.iaea.org/MTCD/Publications/PDF/pub1343_web.pdf))

18. Nexaris-At the nexus of treatment innovation

    · Evidence informing base-year allocation inputs; displayed values and growth are calculated: Named Angio-CT and Angio-MR-CT offerings corroborate integrated interventional configurations, not their maintenance terms, installed count or revenue.
    ([siemens-healthineers.com](https://www.siemens-healthineers.com/angio/nexaris-therapy-suites))

    · Evidence informing forecast-year allocation inputs; displayed values and growth are calculated: Named Angio-CT and Angio-MR-CT offerings corroborate integrated interventional configurations, not their maintenance terms, installed count or revenue.
    ([siemens-healthineers.com](https://www.siemens-healthineers.com/angio/nexaris-therapy-suites))

19. Development of Applications for the Elmammo Avant Class Dedicated Breast PET System

    · Evidence informing base-year allocation inputs; displayed values and growth are calculated: Ten dedicated-PET installations reported by August 2017 establish dated niche commercial activity, not current worldwide stock.
    ([shimadzu.com](https://www.shimadzu.com/about/magazine/tec_news/srv74_12/report08.html))

    · Evidence informing forecast-year allocation inputs; displayed values and growth are calculated: Ten dedicated-PET installations reported by August 2017 establish dated niche commercial activity, not current worldwide stock.
    ([shimadzu.com](https://www.shimadzu.com/about/magazine/tec_news/srv74_12/report08.html))

20. Release of High-Resolution PET System PositView Utilizing High Resolution to Support Research and Development into Diagnosis and Early Treatment for Dementia

    · Evidence informing base-year allocation inputs; displayed values and growth are calculated: The July xx.xx 2025 U.S. marketing announcement provides counterevidence to treating all standalone PET activity as declining legacy systems; maintenance adoption remains unmeasured.
    ([shimadzu-usa.com](https://www.shimadzu-usa.com/news/2025/2025jul25.html))

    · Evidence informing forecast-year allocation inputs; displayed values and growth are calculated: The July xx.xx 2025 U.S. marketing announcement provides counterevidence to treating all standalone PET activity as declining legacy systems; maintenance adoption remains unmeasured.
    ([shimadzu-usa.com](https://www.shimadzu-usa.com/news/2025/2025jul25.html))

21. DIrectory of RAdiotherapy Centres (DIRAC)

    · Evidence informing base-year allocation inputs; displayed values and growth are calculated: Current registry footprint exceeds xx.xx radiotherapy centres; this constrains the assumed treatment-planning customer pool but does not report 2025 simulator stocks or maintenance revenue.

    · Evidence informing forecast-year allocation inputs; displayed values and growth are calculated: Current registry footprint exceeds xx.xx radiotherapy centres; this constrains the assumed treatment-planning customer pool but does not report 2025 simulator stocks or maintenance revenue.

22. Maintenance of the Somatom Definition AS CT simulator from Siemens

    · Evidence informing forecast-year allocation inputs; displayed values and growth are calculated: CT-simulator maintenance was awarded September xx.xx 2026 for EUR xx.xx. Unknown contract duration prevents conversion into annual spending; the award supports a distinct purchased planning-asset obligation.

23. Canadian Medical Imaging Inventory 2022-2023: Provincial and Territorial Overview
    - Evidence informing base-year allocation inputs; displayed values and growth are calculated: Reported hospital and private-facility site types constrain buyer attribution, with explicit regional and classification limitations.
    - Evidence informing forecast-year allocation inputs; displayed values and growth are calculated: Reported hospital and private-facility site types constrain buyer attribution, with explicit regional and classification limitations.
    - Evidence informing base-year allocation inputs; displayed values and growth are calculated: Private-site participation supplies an outpatient calibration lead; private ownership is not equated automatically with imaging-centre status.
    - Evidence informing forecast-year allocation inputs; displayed values and growth are calculated: Private-site participation supplies an outpatient calibration lead; private ownership is not equated automatically with imaging-centre status.
    - Evidence informing base-year allocation inputs; displayed values and growth are calculated: Modality-specific 2022-2023 age distributions supply observed inputs to the explicitly assumed age-to-support-endpoint bridge.
    - Evidence informing forecast-year allocation inputs; displayed values and growth are calculated: Modality-specific 2022-2023 age distributions supply observed inputs to the explicitly assumed age-to-support-endpoint bridge.
    - Evidence informing base-year allocation inputs; displayed values and growth are calculated: Older-equipment distributions constrain the beyond-support model but do not directly measure manufacturer support withdrawal.
    - Evidence informing forecast-year allocation inputs; displayed values and growth are calculated: Older-equipment distributions constrain the beyond-support model but do not directly measure manufacturer support withdrawal.
24. MLN909060 - Independent Diagnostic Testing Facility, February 2026
    - Evidence informing forecast-year allocation inputs; displayed values and growth are calculated: Official mobile-IDTF distinctions separate clinical operators from equipment/personnel leasing and establish a maintenance responsibility, not an outsourcing percentage.
25. Maintenance service agreements
    - Evidence informing base-year allocation inputs; displayed values and growth are calculated: Approximately xx.xx% remotely resolved corrective cases constrain channel assumptions but cannot be substituted for remote-only spending.
    - Evidence informing forecast-year allocation inputs; displayed values and growth are calculated: Approximately xx.xx% remotely resolved corrective cases constrain channel assumptions but cannot be substituted for remote-only spending.
    - Evidence informing base-year allocation inputs; displayed values and growth are calculated: RightFit combines field and remote expertise under customizable agreements, supporting an inseparable integrated-obligation category.
    - Evidence informing forecast-year allocation inputs; displayed values and growth are calculated: RightFit combines field and remote expertise under customizable agreements, supporting an inseparable integrated-obligation category.
    - Evidence informing base-year allocation inputs; displayed values and growth are calculated: Field-engineer access remains part of the commercial offering; remote resolution does not eliminate purchased attendance obligations.
    - Evidence informing forecast-year allocation inputs; displayed values and growth are calculated: Field-engineer access remains part of the commercial offering; remote resolution does not eliminate purchased attendance obligations.

26. Portable Ultrasound Repair Depot
    - Evidence informing base-year allocation inputs; displayed values and growth are calculated: Accepted portable ultrasound systems are repaired at a service centre, supporting a system-level depot channel with eligibility and repaired-portion limits.
    - Evidence informing forecast-year allocation inputs; displayed values and growth are calculated: Accepted portable ultrasound systems are repaired at a service centre, supporting a system-level depot channel with eligibility and repaired-portion limits.
    - Evidence informing base-year allocation inputs; displayed values and growth are calculated: Flat-rate repair for eligible jobs establishes event-specific pricing, while excluded cases receive alternative quotations; adoption is not disclosed.
    - Evidence informing forecast-year allocation inputs; displayed values and growth are calculated: Flat-rate repair for eligible jobs establishes event-specific pricing, while excluded cases receive alternative quotations; adoption is not disclosed.
27. Managed Neutral Vendor Services
    - Evidence informing forecast-year allocation inputs; displayed values and growth are calculated: The managed framework runs January xx.xx 2026-January xx.xx 2030 and requires mini-competition. It supports route availability, not realized maintenance revenue or guaranteed continuation to 2032.
28. TruPay - GE HealthCare commercial brochure
    - Evidence informing base-year allocation inputs; displayed values and growth are calculated: The official brochure has a fixed first-xx.xx-patient price plus further usage slabs, supporting minimum-plus-variable classification when both components apply.
    - Evidence informing forecast-year allocation inputs; displayed values and growth are calculated: The official brochure has a fixed first-xx.xx-patient price plus further usage slabs, supporting minimum-plus-variable classification when both components apply.
    - Evidence informing base-year allocation inputs; displayed values and growth are calculated: The explicit minimum payment constrains the pure Usage-Based Fees numerator; a pay-per-use promotional label does not independently establish variable-only billing.
    - Evidence informing forecast-year allocation inputs; displayed values and growth are calculated: The explicit minimum payment constrains the pure Usage-Based Fees numerator; a pay-per-use promotional label does not independently establish variable-only billing.
29. Flexible Multi-Vendor Medical Imaging Equipment Service
    - Evidence informing base-year allocation inputs; displayed values and growth are calculated: A disclosed Time & Materials option supports a separate input-charged commercial route without reporting realized revenue or exact customer terms.
    - Evidence informing forecast-year allocation inputs; displayed values and growth are calculated: A disclosed Time & Materials option supports a separate input-charged commercial route without reporting realized revenue or exact customer terms.
    - Evidence informing base-year allocation inputs; displayed values and growth are calculated: Advertised post-OEM-support service corroborates continuing commercial participation beyond manufacturer support, but not universal model eligibility.
    - Evidence informing forecast-year allocation inputs; displayed values and growth are calculated: Advertised post-OEM-support service corroborates continuing commercial participation beyond manufacturer support, but not universal model eligibility.

20.5. India

Table 422. India Medical Imaging Equipment Maintenance Services Market Size, 2017-2040 (USD Million)

Country	2017	2024	2025	2026	2027	2032	2040	CAGR (%)
India	xx.xx	xx.xx	xx.xx	xx.xx	xx.xx	xx.xx	xx.xx	xx.xx

Table 423. India Medical Imaging Equipment Maintenance Services Market Size, by Maintenance Function, 2017-2040 (USD Million)

Maintenance Function	2017	2024	2025	2026	2027	2032	2040	CAGR (%)
Combined Preventive and Corrective Maintenance	xx.xx	xx.xx	xx.xx	xx.xx	xx.xx	xx.xx	xx.xx	xx.xx
Corrective Maintenance	xx.xx	xx.xx	xx.xx	xx.xx	xx.xx	xx.xx	xx.xx	xx.xx
Inspection and Verification	xx.xx	xx.xx	xx.xx	xx.xx	xx.xx	xx.xx	xx.xx	xx.xx
Preventive Maintenance	xx.xx	xx.xx	xx.xx	xx.xx	xx.xx	xx.xx	xx.xx	xx.xx
Total	**xx.xx**	**xx.xx**	**xx.xx**	**xx.xx**	**xx.xx**	**xx.xx**	**xx.xx**	**xx.xx**

Table 424. India Medical Imaging Equipment Maintenance Services Market Size, by Imaging Modality, 2017-2040 (USD Million)

Imaging Modality	2017	2024	2025	2026	2027	2032	2040	CAGR (%)
Bone Densitometry	xx.xx	xx.xx	xx.xx	xx.xx	xx.xx	xx.xx	xx.xx	xx.xx
Computed Tomography	xx.xx	xx.xx	xx.xx	xx.xx	xx.xx	xx.xx	xx.xx	xx.xx
Dental Radiology	xx.xx	xx.xx	xx.xx	xx.xx	xx.xx	xx.xx	xx.xx	xx.xx
Fluoroscopy and Angiography	xx.xx	xx.xx	xx.xx	xx.xx	xx.xx	xx.xx	xx.xx	xx.xx
General Radiography	xx.xx	xx.xx	xx.xx	xx.xx	xx.xx	xx.xx	xx.xx	xx.xx
Hybrid Imaging	xx.xx	xx.xx	xx.xx	xx.xx	xx.xx	xx.xx	xx.xx	xx.xx
Magnetic Resonance Imaging	xx.xx	xx.xx	xx.xx	xx.xx	xx.xx	xx.xx	xx.xx	xx.xx
Mammography	xx.xx	xx.xx	xx.xx	xx.xx	xx.xx	xx.xx	xx.xx	xx.xx
Nuclear Medicine Imaging	xx.xx	xx.xx	xx.xx	xx.xx	xx.xx	xx.xx	xx.xx	xx.xx
Ultrasound	xx.xx	xx.xx	xx.xx	xx.xx	xx.xx	xx.xx	xx.xx	xx.xx
Total	**xx.xx**	**xx.xx**	**xx.xx**	**xx.xx**	**xx.xx**	**xx.xx**	**xx.xx**	**xx.xx**

Table 425. India Medical Imaging Equipment Maintenance Services Market Size, by Hybrid Imaging, 2017-2040 (USD Million)

Hybrid Imaging	2017	2024	2025	2026	2027	2032	2040	CAGR (%)
Hybrid Interventional Imaging	xx.xx	xx.xx	xx.xx	xx.xx	xx.xx	xx.xx	xx.xx	xx.xx
PET/CT	xx.xx	xx.xx	xx.xx	xx.xx	xx.xx	xx.xx	xx.xx	xx.xx
PET/MRI	xx.xx	xx.xx	xx.xx	xx.xx	xx.xx	xx.xx	xx.xx	xx.xx
SPECT/CT	xx.xx	xx.xx	xx.xx	xx.xx	xx.xx	xx.xx	xx.xx	xx.xx
Total	**xx.xx**	**xx.xx**	**xx.xx**	**xx.xx**	**xx.xx**	**xx.xx**	**xx.xx**	**xx.xx**

Table 426. India Medical Imaging Equipment Maintenance Services Market Size, by Nuclear Medicine Imaging, 2017-2040 (USD Million)

Nuclear Medicine Imaging	2017	2024	2025	2026	2027	2032	2040	CAGR (%)
Gamma Camera and SPECT Imaging	xx.xx	xx.xx	xx.xx	xx.xx	xx.xx	xx.xx	xx.xx	xx.xx
Standalone PET Imaging	xx.xx	xx.xx	xx.xx	xx.xx	xx.xx	xx.xx	xx.xx	xx.xx
Total	**xx.xx**	**xx.xx**	**xx.xx**	**xx.xx**	**xx.xx**	**xx.xx**	**xx.xx**	**xx.xx**

Table 427. India Medical Imaging Equipment Maintenance Services Market Size, by Clinical Use, 2017-2040 (USD Million)

Clinical Use	2017	2024	2025	2026	2027	2032	2040	CAGR (%)
Diagnostic and Screening Imaging	xx.xx	xx.xx	xx.xx	xx.xx	xx.xx	xx.xx	xx.xx	xx.xx
Image-Guided Intervention	xx.xx	xx.xx	xx.xx	xx.xx	xx.xx	xx.xx	xx.xx	xx.xx
Shared-Use Imaging	xx.xx	xx.xx	xx.xx	xx.xx	xx.xx	xx.xx	xx.xx	xx.xx
Treatment-Planning Imaging	xx.xx	xx.xx	xx.xx	xx.xx	xx.xx	xx.xx	xx.xx	xx.xx
Total	**xx.xx**	**xx.xx**	**xx.xx**	**xx.xx**	**xx.xx**	**xx.xx**	**xx.xx**	**xx.xx**

Table 428. India Medical Imaging Equipment Maintenance Services Market Size, by End User, 2017-2040 (USD Million)

End User	2017	2024	2025	2026	2027	2032	2040	CAGR (%)
Ambulatory Care Centers	xx.xx	xx.xx	xx.xx	xx.xx	xx.xx	xx.xx	xx.xx	xx.xx
Dental Practices	xx.xx	xx.xx	xx.xx	xx.xx	xx.xx	xx.xx	xx.xx	xx.xx
Diagnostic Imaging Centers	xx.xx	xx.xx	xx.xx	xx.xx	xx.xx	xx.xx	xx.xx	xx.xx
Hospitals	xx.xx	xx.xx	xx.xx	xx.xx	xx.xx	xx.xx	xx.xx	xx.xx
Medical and Allied Health Practices	xx.xx	xx.xx	xx.xx	xx.xx	xx.xx	xx.xx	xx.xx	xx.xx
Mobile Imaging Operators	xx.xx	xx.xx	xx.xx	xx.xx	xx.xx	xx.xx	xx.xx	xx.xx
Total	**xx.xx**	**xx.xx**	**xx.xx**	**xx.xx**	**xx.xx**	**xx.xx**	**xx.xx**	**xx.xx**

Table 429. India Medical Imaging Equipment Maintenance Services Market Size, by Service Delivery, 2017-2040 (USD Million)

Service Delivery	2017	2024	2025	2026	2027	2032	2040	CAGR (%)
Depot Repair	xx.xx	xx.xx	xx.xx	xx.xx	xx.xx	xx.xx	xx.xx	xx.xx
Integrated Service Delivery	xx.xx	xx.xx	xx.xx	xx.xx	xx.xx	xx.xx	xx.xx	xx.xx
On-Site Service	xx.xx	xx.xx	xx.xx	xx.xx	xx.xx	xx.xx	xx.xx	xx.xx
Remote Service	xx.xx	xx.xx	xx.xx	xx.xx	xx.xx	xx.xx	xx.xx	xx.xx
Total	**xx.xx**	**xx.xx**	**xx.xx**	**xx.xx**	**xx.xx**	**xx.xx**	**xx.xx**	**xx.xx**

Table 430. India Medical Imaging Equipment Maintenance Services Market Size, by Procurement Route, 2017-2040 (USD Million)

Procurement Route	2017	2024	2025	2026	2027	2032	2040	CAGR (%)
Framework and Master-Agreement Orders	xx.xx	xx.xx	xx.xx	xx.xx	xx.xx	xx.xx	xx.xx	xx.xx
Standalone Procurement	xx.xx	xx.xx	xx.xx	xx.xx	xx.xx	xx.xx	xx.xx	xx.xx
Total	**xx.xx**	**xx.xx**	**xx.xx**	**xx.xx**	**xx.xx**	**xx.xx**	**xx.xx**	**xx.xx**

Table 431. India Medical Imaging Equipment Maintenance Services Market Size, by Service Provider Relationship, 2017-2040 (USD Million)

Service Provider Relationship	2017	2024	2025	2026	2027	2032	2040	CAGR (%)
Manufacturer-Provided Service	xx.xx	xx.xx	xx.xx	xx.xx	xx.xx	xx.xx	xx.xx	xx.xx
Third-Party Service	xx.xx	xx.xx	xx.xx	xx.xx	xx.xx	xx.xx	xx.xx	xx.xx
Total	**xx.xx**	**xx.xx**	**xx.xx**	**xx.xx**	**xx.xx**	**xx.xx**	**xx.xx**	**xx.xx**

Table 432. India Medical Imaging Equipment Maintenance Services Market Size, by Contract Coverage, 2017-2040 (USD Million)

Contract Coverage	2017	2024	2025	2026	2027	2032	2040	CAGR (%)
Event-Specific Service	xx.xx	xx.xx	xx.xx	xx.xx	xx.xx	xx.xx	xx.xx	xx.xx
Full-Service Coverage	xx.xx	xx.xx	xx.xx	xx.xx	xx.xx	xx.xx	xx.xx	xx.xx
Limited-Service Coverage	xx.xx	xx.xx	xx.xx	xx.xx	xx.xx	xx.xx	xx.xx	xx.xx
Shared Maintenance Coverage	xx.xx	xx.xx	xx.xx	xx.xx	xx.xx	xx.xx	xx.xx	xx.xx
Total	**xx.xx**	**xx.xx**	**xx.xx**	**xx.xx**	**xx.xx**	**xx.xx**	**xx.xx**	**xx.xx**

Table 433. India Medical Imaging Equipment Maintenance Services Market Size, by Pricing Model, 2017-2040 (USD Million)

Pricing Model	2017	2024	2025	2026	2027	2032	2040	CAGR (%)
Fixed Per-Event Fees	xx.xx	xx.xx	xx.xx	xx.xx	xx.xx	xx.xx	xx.xx	xx.xx
Fixed Periodic Fees	xx.xx	xx.xx	xx.xx	xx.xx	xx.xx	xx.xx	xx.xx	xx.xx
Hybrid Pricing	xx.xx	xx.xx	xx.xx	xx.xx	xx.xx	xx.xx	xx.xx	xx.xx
Time-and-Materials Pricing	xx.xx	xx.xx	xx.xx	xx.xx	xx.xx	xx.xx	xx.xx	xx.xx
Usage-Based Fees	xx.xx	xx.xx	xx.xx	xx.xx	xx.xx	xx.xx	xx.xx	xx.xx
Total	**xx.xx**	**xx.xx**	**xx.xx**	**xx.xx**	**xx.xx**	**xx.xx**	**xx.xx**	**xx.xx**

Table 434. India Medical Imaging Equipment Maintenance Services Market Size, by Vendor Scope, 2017-2040 (USD Million)

Vendor Scope	2017	2024	2025	2026	2027	2032	2040	CAGR (%)
Multi-Vendor Coverage	xx.xx	xx.xx	xx.xx	xx.xx	xx.xx	xx.xx	xx.xx	xx.xx
Single-Vendor Coverage	xx.xx	xx.xx	xx.xx	xx.xx	xx.xx	xx.xx	xx.xx	xx.xx
Total	**xx.xx**	**xx.xx**	**xx.xx**	**xx.xx**	**xx.xx**	**xx.xx**	**xx.xx**	**xx.xx**

Table 435. India Medical Imaging Equipment Maintenance Services Market Size, by Equipment Support Lifecycle, 2017-2040 (USD Million)

Equipment Support Lifecycle	2017	2024	2025	2026	2027	2032	2040	CAGR (%)
Beyond Manufacturer Support	xx.xx	xx.xx	xx.xx	xx.xx	xx.xx	xx.xx	xx.xx	xx.xx
Within Manufacturer Support	xx.xx	xx.xx	xx.xx	xx.xx	xx.xx	xx.xx	xx.xx	xx.xx
Total	**xx.xx**	**xx.xx**	**xx.xx**	**xx.xx**	**xx.xx**	**xx.xx**	**xx.xx**	**xx.xx**

Sources & Evidence

1. GE HealthCare Technologies Inc. - 2025 Form 10-K
   - Evidence informing the 2023 market-value input; displayed series and growth include calculations: Reported services revenue of USD xx.xx supplies a historical commercial-activity proxy; it is broader than imaging maintenance.
   - Evidence informing the 2024 market-value input; displayed series and growth include calculations: Reported services revenue of USD xx.xx supplies the comparable historical proxy.
2. GE HealthCare Technologies Inc. - 2022 Form 10-K
   - Evidence informing the 2020 market-value input; displayed series and growth include calculations: Services revenue of USD xx.xx anchors the high-cost equipment cohort's historical activity index.
   - Evidence informing the 2021 market-value input; displayed series and growth include calculations: Services revenue of USD xx.xx supplies the comparable activity index.
   - Evidence informing the 2022 market-value input; displayed series and growth include calculations: Services revenue of USD xx.xx supplies the activity index. The filing attributes the services decline primarily to unfavorable currency effects.
3. Health at a Glance 2025 - Diagnostic Technologies
   - Evidence informing the 2032 market-value input; displayed series and growth include calculations: Long-run increases in imaging activity support continued equipment demand; examination volumes are not substituted for maintenance revenue.
   - Evidence informing the 2040 market-value input; displayed series and growth include calculations: The observed country variation and incomplete coverage constrain long-run stock-growth assumptions and prohibit uniform worldwide density extrapolation.
4. OnWatch Predict
   - Evidence informing the 2032 market-value input; displayed series and growth include calculations: Conditional reported benefits support considering a service-efficiency counterforce, not applying downtime reductions directly to service revenue.
   - Evidence informing the 2040 market-value input; displayed series and growth include calculations: The offering supports retaining human and component fulfillment costs in the long-run forecast; it does not establish autonomous servicing or engineer replacement.

5. Unite In-House Service Solutions
   - Evidence informing the 2032 market-value input; displayed series and growth include calculations: The retained-labor boundary supports the modeled purchased-scope counterforce, without measuring future adoption.
   - Evidence informing the 2040 market-value input; displayed series and growth include calculations: The offering supports maintaining a distinction between installed equipment obligations and externally purchased service expenditure.
   - Evidence informing base-year allocation inputs; displayed values and growth are calculated: The offering excludes included onsite and planned-maintenance labor, supporting retained-work and purchased-payment distinctions, not observed adoption. ([gehealthcare.com](https://www.gehealthcare.com/en/services/unite-in-house))
   - Evidence informing forecast-year allocation inputs; displayed values and growth are calculated: The offering excludes included onsite and planned-maintenance labor, supporting retained-work and purchased-payment distinctions, not observed adoption. ([gehealthcare.com](https://www.gehealthcare.com/en/services/unite-in-house))
   - Evidence informing base-year allocation inputs; displayed values and growth are calculated: The published xx.xx% remote fix rate is a case-resolution observation, not remote-only revenue. Separately billed on-site labor supports the responsibility distinction.
   - Evidence informing forecast-year allocation inputs; displayed values and growth are calculated: The published xx.xx% remote fix rate is a case-resolution observation, not remote-only revenue. Separately billed on-site labor supports the responsibility distinction.
   - Evidence informing base-year allocation inputs; displayed values and growth are calculated: Excluded on-site and planned-maintenance labor prevents interpreting every remote-support plan as inclusive integrated fulfillment.
   - Evidence informing forecast-year allocation inputs; displayed values and growth are calculated: Excluded on-site and planned-maintenance labor prevents interpreting every remote-support plan as inclusive integrated fulfillment.
   - Evidence informing base-year allocation inputs; displayed values and growth are calculated: Periodic support with additional billed labor or parts supports mixed payment components rather than universal fixed full coverage.
   - Evidence informing forecast-year allocation inputs; displayed values and growth are calculated: Periodic support with additional billed labor or parts supports mixed payment components rather than universal fixed full coverage.
   - Evidence informing base-year allocation inputs; displayed values and growth are calculated: Enterprise offerings covering GE HealthCare assets establish an own-brand agreement example without measuring its market penetration.
   - Evidence informing forecast-year allocation inputs; displayed values and growth are calculated: Enterprise offerings covering GE HealthCare assets establish an own-brand agreement example without measuring its market penetration.

6. Philips Standard Terms and Conditions of Service, Revision 23, April 2024
   - Evidence informing the 2032 market-value input; displayed series and growth include calculations: Published lifecycle terms condition post-End-of-Life repair on parts and trained-personnel availability and remove the earlier uptime guarantee. These constrain assumed indefinite support extension.
   - Evidence informing the 2040 market-value input; displayed series and growth include calculations: The lifecycle conditions support including retirement and support limitations in long-run growth assumptions, but do not establish a dated global withdrawal event.
   - Evidence informing base-year allocation inputs; displayed values and growth are calculated: Post-End-of-Life obligations change materially, supporting a declared-support endpoint rather than an automatic equipment-age threshold.
   - Evidence informing forecast-year allocation inputs; displayed values and growth are calculated: Post-End-of-Life obligations change materially, supporting a declared-support endpoint rather than an automatic equipment-age threshold.
   - Evidence informing base-year allocation inputs; displayed values and growth are calculated: Post-endpoint repair depends on parts and trained-personnel availability without the earlier uptime guarantee; continuing service is conditional, not indefinite.
   - Evidence informing forecast-year allocation inputs; displayed values and growth are calculated: Post-endpoint repair depends on parts and trained-personnel availability without the earlier uptime guarantee; continuing service is conditional, not indefinite.

7. RadNet, Inc. - 2025 Form 10-K
   - Evidence informing base-year allocation inputs; displayed values and growth are calculated: The disclosed X-ray fleet provides a buyer-footprint check, not global maintenance revenue. ([sec.gov](https://www.sec.gov/Archives/edgar/data/xx.xx/xx.xx/rdnt-xx.xx.htm))
   - Evidence informing forecast-year allocation inputs; displayed values and growth are calculated: The disclosed X-ray fleet provides a buyer-footprint check, not global maintenance revenue. ([sec.gov](https://www.sec.gov/Archives/edgar/data/xx.xx/xx.xx/rdnt-xx.xx.htm))
   - Evidence informing base-year allocation inputs; displayed values and growth are calculated: The disclosed fluoroscopy fleet constrains the outpatient comparator's scope. ([sec.gov](https://www.sec.gov/Archives/edgar/data/xx.xx/xx.xx/rdnt-xx.xx.htm))
   - Evidence informing forecast-year allocation inputs; displayed values and growth are calculated: The disclosed fluoroscopy fleet constrains the outpatient comparator's scope. ([sec.gov](https://www.sec.gov/Archives/edgar/data/xx.xx/xx.xx/rdnt-xx.xx.htm))
   - Evidence informing base-year allocation inputs; displayed values and growth are calculated: CT fleet changes provide an independent relative-activity check. ([sec.gov](https://www.sec.gov/Archives/edgar/data/xx.xx/xx.xx/rdnt-xx.xx.htm))
   - Evidence informing forecast-year allocation inputs; displayed values and growth are calculated: CT fleet changes provide an independent relative-activity check. ([sec.gov](https://www.sec.gov/Archives/edgar/data/xx.xx/xx.xx/rdnt-xx.xx.htm))
   - Evidence informing base-year allocation inputs; displayed values and growth are calculated: MRI fleet changes inform a restrained relative-growth assumption. ([sec.gov](https://www.sec.gov/Archives/edgar/data/xx.xx/xx.xx/rdnt-xx.xx.htm))
   - Evidence informing forecast-year allocation inputs; displayed values and growth are calculated: MRI fleet changes inform a restrained relative-growth assumption. ([sec.gov](https://www.sec.gov/Archives/edgar/data/xx.xx/xx.xx/rdnt-xx.xx.htm))
   - Evidence informing base-year allocation inputs; displayed values and growth are calculated: Ultrasound fleet disclosure supplies a commercial-stock comparator. ([sec.gov](https://www.sec.gov/Archives/edgar/data/xx.xx/xx.xx/rdnt-xx.xx.htm))
   - Evidence informing forecast-year allocation inputs; displayed values and growth are calculated: Ultrasound fleet disclosure supplies a commercial-stock comparator. ([sec.gov](https://www.sec.gov/Archives/edgar/data/xx.xx/xx.xx/rdnt-xx.xx.htm))
   - Evidence informing base-year allocation inputs; displayed values and growth are calculated: Mammography fleet disclosure supplies a commercial-stock comparator. ([sec.gov](https://www.sec.gov/Archives/edgar/data/xx.xx/xx.xx/rdnt-xx.xx.htm))
   - Evidence informing forecast-year allocation inputs; displayed values and growth are calculated: Mammography fleet disclosure supplies a commercial-stock comparator. ([sec.gov](https://www.sec.gov/Archives/edgar/data/xx.xx/xx.xx/rdnt-xx.xx.htm))
   - Evidence informing base-year allocation inputs; displayed values and growth are calculated: PET/CT fleet growth provides a differentiated adoption comparator. ([sec.gov](https://www.sec.gov/Archives/edgar/data/xx.xx/xx.xx/rdnt-xx.xx.htm))
   - Evidence informing forecast-year allocation inputs; displayed values and growth are calculated: PET/CT fleet growth provides a differentiated adoption comparator. ([sec.gov](https://www.sec.gov/Archives/edgar/data/xx.xx/xx.xx/rdnt-xx.xx.htm))
   - Evidence informing base-year allocation inputs; displayed values and growth are calculated: Manufacturer service arrangements corroborate buyer-side participation, without a spending split. ([sec.gov](https://www.sec.gov/Archives/edgar/data/xx.xx/xx.xx/rdnt-xx.xx.htm))
   - Evidence informing forecast-year allocation inputs; displayed values and growth are calculated: Manufacturer service arrangements corroborate buyer-side participation, without a spending split. ([sec.gov](https://www.sec.gov/Archives/edgar/data/xx.xx/xx.xx/rdnt-xx.xx.htm))
   - Evidence informing base-year allocation inputs; displayed values and growth are calculated: The operator reports external manufacturer-service arrangements and modality fleets. Applying inherited fees produces a modeled fleet-activity index, not observed maintenance expense.
   - Evidence informing forecast-year allocation inputs; displayed values and growth are calculated: The operator reports external manufacturer-service arrangements and modality fleets. Applying inherited fees produces a modeled fleet-activity index, not observed maintenance expense.
   - Evidence informing base-year allocation inputs; displayed values and growth are calculated: The disclosed outpatient fleet is counterevidence against treating hospital-heavy national samples as universal buyer distributions.
   - Evidence informing forecast-year allocation inputs; displayed values and growth are calculated: The disclosed

8. Contracting in Medical Equipment Maintenance Services: An Empirical Investigation
   - Evidence informing base-year allocation inputs; displayed values and growth are calculated: The historical scanner dataset supplies observed plan-selection proportions, not current global value shares. ([business.columbia.edu](https://business.columbia.edu/sites/default/files-efs/pubfiles/xx.xx/besbes_contracting.pdf))
   - Evidence informing forecast-year allocation inputs; displayed values and growth are calculated: The historical scanner dataset supplies observed plan-selection proportions, not current global value shares. ([business.columbia.edu](https://business.columbia.edu/sites/default/files-efs/pubfiles/xx.xx/besbes_contracting.pdf))
   - Evidence informing base-year allocation inputs; displayed values and growth are calculated: Basic and partial plans constrain the narrower-standing-coverage model. ([business.columbia.edu](https://business.columbia.edu/sites/default/files-efs/pubfiles/xx.xx/besbes_contracting.pdf))
   - Evidence informing forecast-year allocation inputs; displayed values and growth are calculated: Basic and partial plans constrain the narrower-standing-coverage model. ([business.columbia.edu](https://business.columbia.edu/sites/default/files-efs/pubfiles/xx.xx/besbes_contracting.pdf))
   - Evidence informing base-year allocation inputs; displayed values and growth are calculated: Preventive obligations coexist with differing repair coverage or charging in the studied plans. ([business.columbia.edu](https://business.columbia.edu/sites/default/files-efs/pubfiles/xx.xx/besbes_contracting.pdf))
   - Evidence informing forecast-year allocation inputs; displayed values and growth are calculated: Preventive obligations coexist with differing repair coverage or charging in the studied plans. ([business.columbia.edu](https://business.columbia.edu/sites/default/files-efs/pubfiles/xx.xx/besbes_contracting.pdf))
   - Evidence informing base-year allocation inputs; displayed values and growth are calculated: Historical full-protection selection supplies a purchasing primitive, converted from plan counts to value using an explicit relative-spending assumption.
   - Evidence informing forecast-year allocation inputs; displayed values and growth are calculated: Historical full-protection selection supplies a purchasing primitive, converted from plan counts to value using an explicit relative-spending assumption.
   - Evidence informing base-year allocation inputs; displayed values and growth are calculated: Basic and partial plans contain annual fees plus variable charges, supporting Hybrid Pricing and preventing misclassification as pure time-and-materials.
   - Evidence informing forecast-year allocation inputs; displayed values and growth are calculated: Basic and partial plans contain annual fees plus variable charges, supporting Hybrid Pricing and preventing misclassification as pure time-and-materials.
   - Evidence informing base-year allocation inputs; displayed values and growth are calculated: The study's time-and-materials label includes an annual fee; it constrains exclusions from the pure no-retainer numerator rather than observing that category's current share.
   - Evidence informing forecast-year allocation inputs; displayed values and growth are calculated: The study's time-and-materials label includes an annual fee; it constrains exclusions from the pure no-retainer numerator rather than observing that category's current share.

9. Appendix 3: Framework Agreement Specification-Maintenance, Repair and Calibration of Medical Equipment

- Evidence informing base-year allocation inputs; displayed values and growth are calculated: Comprehensive procurement coverage combines scheduled maintenance and repairs. ([sccl.nhs.uk](https://www.sccl.nhs.uk/wp-content/uploads/2023/xx.xx/Maintenance-Appendix-xx.xx-Framework-Specification.pdf))
- Evidence informing forecast-year allocation inputs; displayed values and growth are calculated: Comprehensive procurement coverage combines scheduled maintenance and repairs. ([sccl.nhs.uk](https://www.sccl.nhs.uk/wp-content/uploads/2023/xx.xx/Maintenance-Appendix-xx.xx-Framework-Specification.pdf))
- Evidence informing base-year allocation inputs; displayed values and growth are calculated: Comprehensive cover and case-specific component treatment support obligation-based classification. ([sccl.nhs.uk](https://www.sccl.nhs.uk/wp-content/uploads/2023/xx.xx/Maintenance-Appendix-xx.xx-Framework-Specification.pdf))
- Evidence informing forecast-year allocation inputs; displayed values and growth are calculated: Comprehensive cover and case-specific component treatment support obligation-based classification. ([sccl.nhs.uk](https://www.sccl.nhs.uk/wp-content/uploads/2023/xx.xx/Maintenance-Appendix-xx.xx-Framework-Specification.pdf))
- Evidence informing base-year allocation inputs; displayed values and growth are calculated: Preventive-only, labor-only and component-limited options establish narrower standing obligations. ([sccl.nhs.uk](https://www.sccl.nhs.uk/wp-content/uploads/2023/xx.xx/Maintenance-Appendix-xx.xx-Framework-Specification.pdf))
- Evidence informing forecast-year allocation inputs; displayed values and growth are calculated: Preventive-only, labor-only and component-limited options establish narrower standing obligations. ([sccl.nhs.uk](https://www.sccl.nhs.uk/wp-content/uploads/2023/xx.xx/Maintenance-Appendix-xx.xx-Framework-Specification.pdf))
- Evidence informing base-year allocation inputs; displayed values and growth are calculated: Collaborative cover explicitly divides work between buyer and supplier. ([sccl.nhs.uk](https://www.sccl.nhs.uk/wp-content/uploads/2023/xx.xx/Maintenance-Appendix-xx.xx-Framework-Specification.pdf))
- Evidence informing forecast-year allocation inputs; displayed values and growth are calculated: Collaborative cover explicitly divides work between buyer and supplier. ([sccl.nhs.uk](https://www.sccl.nhs.uk/wp-content/uploads/2023/xx.xx/Maintenance-Appendix-xx.xx-Framework-Specification.pdf))

10. What's Included in Preventative Maintenance?

- Evidence informing base-year allocation inputs; displayed values and growth are calculated: Published PM-only monthly prices provide annualized narrow-service monetary anchors; they are not full-contract prices. ([blockimaging.com](https://www.blockimaging.com/blog/bid/xx.xx/what-s-included-in-imaging-equipment-preventative-maintenance-really))
- Evidence informing forecast-year allocation inputs; displayed values and growth are calculated: Published PM-only monthly prices provide annualized narrow-service monetary anchors; they are not full-contract prices. ([blockimaging.com](https://www.blockimaging.com/blog/bid/xx.xx/what-s-included-in-imaging-equipment-preventative-maintenance-really))
- Evidence informing base-year allocation inputs; displayed values and growth are calculated: Separately offered PM-only pricing constrains the relative-payment assumption for narrower coverage. ([blockimaging.com](https://www.blockimaging.com/blog/bid/xx.xx/what-s-included-in-imaging-equipment-preventative-maintenance-really))
- Evidence informing forecast-year allocation inputs; displayed values and growth are calculated: Separately offered PM-only pricing constrains the relative-payment assumption for narrower coverage. ([blockimaging.com](https://www.blockimaging.com/blog/bid/xx.xx/what-s-included-in-imaging-equipment-preventative-maintenance-really))

11. X-ray equipment performance surveys
    - Evidence informing base-year allocation inputs; displayed values and growth are calculated: A public healthcare provider separately offers equipment-performance surveys, corroborating an assessment deliverable without measuring its market share. ([uhb.nhs.uk](https://www.uhb.nhs.uk/services/radiation-protection/x-ray-equipment-performance-surveys/))
    - Evidence informing forecast-year allocation inputs; displayed values and growth are calculated: A public healthcare provider separately offers equipment-performance surveys, corroborating an assessment deliverable without measuring its market share. ([uhb.nhs.uk](https://www.uhb.nhs.uk/services/radiation-protection/x-ray-equipment-performance-surveys/))
12. High-Tech Medical Equipment: VA Has Opportunities to Improve Its Acquisition of Maintenance Services
    - Evidence informing base-year allocation inputs; displayed values and growth are calculated: Procurement-selected imaging service obligations and access constraints provide an OEM-retention counterweight, not a global maintenance share. ([gao.gov](https://www.gao.gov/assets/gao-xx.xx-xx.xx.pdf))
    - Evidence informing forecast-year allocation inputs; displayed values and growth are calculated: Procurement-selected imaging service obligations and access constraints provide an OEM-retention counterweight, not a global maintenance share. ([gao.gov](https://www.gao.gov/assets/gao-xx.xx-xx.xx.pdf))
    - Evidence informing base-year allocation inputs; displayed values and growth are calculated: Bounded third-party access-delay examples qualify frictionless substitution assumptions without establishing universal unsuitability. ([gao.gov](https://www.gao.gov/assets/gao-xx.xx-xx.xx.pdf))
    - Evidence informing forecast-year allocation inputs; displayed values and growth are calculated: Bounded third-party access-delay examples qualify frictionless substitution assumptions without establishing universal unsuitability. ([gao.gov](https://www.gao.gov/assets/gao-xx.xx-xx.xx.pdf))
    - Evidence informing base-year allocation inputs; displayed values and growth are calculated: Inspected route counts include xx.xx standalone contracts; the selected federal sample is adjusted rather than treated as Global spending prevalence.
    - Evidence informing forecast-year allocation inputs; displayed values and growth are calculated: Inspected route counts include xx.xx standalone contracts; the selected federal sample is adjusted rather than treated as Global spending prevalence.
    - Evidence informing base-year allocation inputs; displayed values and growth are calculated: Forty-two HTME and four Federal Supply Schedule orders supply the identifiable agreement-order count for a modeled relative-value bridge.
    - Evidence informing forecast-year allocation inputs; displayed values and growth are calculated: Forty-two HTME and four Federal Supply Schedule orders supply the identifiable agreement-order count for a modeled relative-value bridge.
13. Transcript: Final Guidance: Remanufacturing of Medical Devices, September 10, 2024
    - Evidence informing base-year allocation inputs; displayed values and growth are calculated: Manufacturer and third-party servicing roles depend on the particular device, supporting asset-specific attribution. ([fda.gov](https://www.fda.gov/media/xx.xx/download?attachment=))
    - Evidence informing forecast-year allocation inputs; displayed values and growth are calculated: Manufacturer and third-party servicing roles depend on the particular device, supporting asset-specific attribution. ([fda.gov](https://www.fda.gov/media/xx.xx/download?attachment=))
    - Evidence informing base-year allocation inputs; displayed values and growth are calculated: An OEM can service another entity's device as a third-party servicer. ([fda.gov](https://www.fda.gov/media/xx.xx/download?attachment=))
    - Evidence informing forecast-year allocation inputs; displayed values and growth are calculated: An OEM can service another entity's device as a third-party servicer. ([fda.gov](https://www.fda.gov/media/xx.xx/download?attachment=))

14. Multi-vendor services

- Evidence informing base-year allocation inputs; displayed values and growth are calculated: The advertised Philips and non-Philips service scope demonstrates why corporate identity alone cannot establish OEM attribution.
([usa.philips.com](https://www.usa.philips.com/healthcare/service/healthcare-multi-vendor-services))
- Evidence informing forecast-year allocation inputs; displayed values and growth are calculated: The advertised Philips and non-Philips service scope demonstrates why corporate identity alone cannot establish OEM attribution.
([usa.philips.com](https://www.usa.philips.com/healthcare/service/healthcare-multi-vendor-services))
- Evidence informing base-year allocation inputs; displayed values and growth are calculated: Non-Philips equipment servicing establishes a commercial cross-manufacturer role, not its revenue proportion.
([usa.philips.com](https://www.usa.philips.com/healthcare/service/healthcare-multi-vendor-services))
- Evidence informing forecast-year allocation inputs; displayed values and growth are calculated: Non-Philips equipment servicing establishes a commercial cross-manufacturer role, not its revenue proportion.
([usa.philips.com](https://www.usa.philips.com/healthcare/service/healthcare-multi-vendor-services))
- Evidence informing base-year allocation inputs; displayed values and growth are calculated: Consolidated support for Philips and non-Philips equipment establishes agreement-level multi-vendor coverage; staffing scale and parts access do not measure penetration.
- Evidence informing forecast-year allocation inputs; displayed values and growth are calculated: Consolidated support for Philips and non-Philips equipment establishes agreement-level multi-vendor coverage; staffing scale and parts access do not measure penetration.

15. San Bernardino County - File 11902: Asset Management Agreement with Renovo Solutions LLC for Maintenance Services

- Evidence informing base-year allocation inputs; displayed values and growth are calculated: The approved 2025 three-year, xx.xx-asset agreement supplies a monetary third-party purchasing counterexample; approved value is not realized annual revenue.
([sanbernardino.legistar.com](https://sanbernardino.legistar.com/LegislationDetail.aspx?GUID=06EA5122-33FD-472E-B939-A8FA6E015FEB&ID=xx.xx&Options=&Search=))
- Evidence informing forecast-year allocation inputs; displayed values and growth are calculated: The approved 2025 three-year, xx.xx-asset agreement supplies a monetary third-party purchasing counterexample; approved value is not realized annual revenue.
([sanbernardino.legistar.com](https://sanbernardino.legistar.com/LegislationDetail.aspx?GUID=06EA5122-33FD-472E-B939-A8FA6E015FEB&ID=xx.xx&Options=&Search=))
- Evidence informing base-year allocation inputs; displayed values and growth are calculated: The public agreement combines scheduled maintenance, repairs and parts, supporting combined purchased obligations.
([sanbernardino.legistar.com](https://sanbernardino.legistar.com/LegislationDetail.aspx?GUID=06EA5122-33FD-472E-B939-A8FA6E015FEB&ID=xx.xx&Options=&Search=))
- Evidence informing forecast-year allocation inputs; displayed values and growth are calculated: The public agreement combines scheduled maintenance, repairs and parts, supporting combined purchased obligations.
([sanbernardino.legistar.com](https://sanbernardino.legistar.com/LegislationDetail.aspx?GUID=06EA5122-33FD-472E-B939-A8FA6E015FEB&ID=xx.xx&Options=&Search=))

16. Radiation Protection in Newer Medical Imaging Techniques: PET/CT - Safety Reports Series No. 58

- Evidence informing forecast-year allocation inputs; displayed values and growth are calculated: The 2008 commercial equipment-sales discussion supports historical standalone-to-hybrid substitution, not a current maintenance share or retirement rate.
([www-pub.iaea.org](https://www-pub.iaea.org/MTCD/Publications/PDF/pub1343_web.pdf))
- Evidence informing forecast-year allocation inputs; displayed values and growth are calculated: Historical PET/CT equipment adoption supplies a directional substitution premise, not contemporary service revenue.
([www-pub.iaea.org](https://www-pub.iaea.org/MTCD/Publications/PDF/pub1343_web.pdf))

17. Nexaris-At the nexus of treatment innovation

    · Evidence informing base-year allocation inputs; displayed values and growth are calculated: Named Angio-CT and Angio-MR-CT offerings corroborate integrated interventional configurations, not their maintenance terms, installed count or revenue.
    ([siemens-healthineers.com](https://www.siemens-healthineers.com/angio/nexaris-therapy-suites))

    · Evidence informing forecast-year allocation inputs; displayed values and growth are calculated: Named Angio-CT and Angio-MR-CT offerings corroborate integrated interventional configurations, not their maintenance terms, installed count or revenue.
    ([siemens-healthineers.com](https://www.siemens-healthineers.com/angio/nexaris-therapy-suites))

18. Development of Applications for the Elmammo Avant Class Dedicated Breast PET System

    · Evidence informing base-year allocation inputs; displayed values and growth are calculated: Ten dedicated-PET installations reported by August 2017 establish dated niche commercial activity, not current worldwide stock.
    ([shimadzu.com](https://www.shimadzu.com/about/magazine/tec_news/srv74_12/report08.html))

    · Evidence informing forecast-year allocation inputs; displayed values and growth are calculated: Ten dedicated-PET installations reported by August 2017 establish dated niche commercial activity, not current worldwide stock.
    ([shimadzu.com](https://www.shimadzu.com/about/magazine/tec_news/srv74_12/report08.html))

19. Release of High-Resolution PET System PositView Utilizing High Resolution to Support Research and Development into Diagnosis and Early Treatment for Dementia

    · Evidence informing base-year allocation inputs; displayed values and growth are calculated: The July xx.xx 2025 U.S. marketing announcement provides counterevidence to treating all standalone PET activity as declining legacy systems; maintenance adoption remains unmeasured.
    ([shimadzu-usa.com](https://www.shimadzu-usa.com/news/2025/2025jul25.html))

    · Evidence informing forecast-year allocation inputs; displayed values and growth are calculated: The July xx.xx 2025 U.S. marketing announcement provides counterevidence to treating all standalone PET activity as declining legacy systems; maintenance adoption remains unmeasured.
    ([shimadzu-usa.com](https://www.shimadzu-usa.com/news/2025/2025jul25.html))

20. DIrectory of RAdiotherapy Centres (DIRAC)

    · Evidence informing base-year allocation inputs; displayed values and growth are calculated: Current registry footprint exceeds xx.xx radiotherapy centres; this constrains the assumed treatment-planning customer pool but does not report 2025 simulator stocks or maintenance revenue.

    · Evidence informing forecast-year allocation inputs; displayed values and growth are calculated: Current registry footprint exceeds xx.xx radiotherapy centres; this constrains the assumed treatment-planning customer pool but does not report 2025 simulator stocks or maintenance revenue.

21. Maintenance of the Somatom Definition AS CT simulator from Siemens

    · Evidence informing forecast-year allocation inputs; displayed values and growth are calculated: CT-simulator maintenance was awarded September xx.xx 2026 for EUR xx.xx. Unknown contract duration prevents conversion into annual spending; the award supports a distinct purchased planning-asset obligation.

22. Canadian Medical Imaging Inventory 2022-2023: Provincial and Territorial Overview
    - Evidence informing base-year allocation inputs; displayed values and growth are calculated: Reported hospital and private-facility site types constrain buyer attribution, with explicit regional and classification limitations.
    - Evidence informing forecast-year allocation inputs; displayed values and growth are calculated: Reported hospital and private-facility site types constrain buyer attribution, with explicit regional and classification limitations.
    - Evidence informing base-year allocation inputs; displayed values and growth are calculated: Private-site participation supplies an outpatient calibration lead; private ownership is not equated automatically with imaging-centre status.
    - Evidence informing forecast-year allocation inputs; displayed values and growth are calculated: Private-site participation supplies an outpatient calibration lead; private ownership is not equated automatically with imaging-centre status.
    - Evidence informing base-year allocation inputs; displayed values and growth are calculated: Modality-specific 2022-2023 age distributions supply observed inputs to the explicitly assumed age-to-support-endpoint bridge.
    - Evidence informing forecast-year allocation inputs; displayed values and growth are calculated: Modality-specific 2022-2023 age distributions supply observed inputs to the explicitly assumed age-to-support-endpoint bridge.
    - Evidence informing base-year allocation inputs; displayed values and growth are calculated: Older-equipment distributions constrain the beyond-support model but do not directly measure manufacturer support withdrawal.
    - Evidence informing forecast-year allocation inputs; displayed values and growth are calculated: Older-equipment distributions constrain the beyond-support model but do not directly measure manufacturer support withdrawal.
23. MLN909060 - Independent Diagnostic Testing Facility, February 2026
    - Evidence informing forecast-year allocation inputs; displayed values and growth are calculated: Official mobile-IDTF distinctions separate clinical operators from equipment/personnel leasing and establish a maintenance responsibility, not an outsourcing percentage.
24. Maintenance service agreements
    - Evidence informing base-year allocation inputs; displayed values and growth are calculated: Approximately xx.xx% remotely resolved corrective cases constrain channel assumptions but cannot be substituted for remote-only spending.
    - Evidence informing forecast-year allocation inputs; displayed values and growth are calculated: Approximately xx.xx% remotely resolved corrective cases constrain channel assumptions but cannot be substituted for remote-only spending.
    - Evidence informing base-year allocation inputs; displayed values and growth are calculated: RightFit combines field and remote expertise under customizable agreements, supporting an inseparable integrated-obligation category.
    - Evidence informing forecast-year allocation inputs; displayed values and growth are calculated: RightFit combines field and remote expertise under customizable agreements, supporting an inseparable integrated-obligation category.
    - Evidence informing base-year allocation inputs; displayed values and growth are calculated: Field-engineer access remains part of the commercial offering; remote resolution does not eliminate purchased attendance obligations.
    - Evidence informing forecast-year allocation inputs; displayed values and growth are calculated: Field-engineer access remains part of the commercial offering; remote resolution does not eliminate purchased attendance obligations.

25. Portable Ultrasound Repair Depot
    - Evidence informing base-year allocation inputs; displayed values and growth are calculated: Accepted portable ultrasound systems are repaired at a service centre, supporting a system-level depot channel with eligibility and repaired-portion limits.
    - Evidence informing forecast-year allocation inputs; displayed values and growth are calculated: Accepted portable ultrasound systems are repaired at a service centre, supporting a system-level depot channel with eligibility and repaired-portion limits.
    - Evidence informing base-year allocation inputs; displayed values and growth are calculated: Flat-rate repair for eligible jobs establishes event-specific pricing, while excluded cases receive alternative quotations; adoption is not disclosed.
    - Evidence informing forecast-year allocation inputs; displayed values and growth are calculated: Flat-rate repair for eligible jobs establishes event-specific pricing, while excluded cases receive alternative quotations; adoption is not disclosed.
26. Managed Neutral Vendor Services
    - Evidence informing forecast-year allocation inputs; displayed values and growth are calculated: The managed framework runs January xx.xx 2026-January xx.xx 2030 and requires mini-competition. It supports route availability, not realized maintenance revenue or guaranteed continuation to 2032.
27. TruPay - GE HealthCare commercial brochure
    - Evidence informing base-year allocation inputs; displayed values and growth are calculated: The official brochure has a fixed first-xx.xx-patient price plus further usage slabs, supporting minimum-plus-variable classification when both components apply.
    - Evidence informing forecast-year allocation inputs; displayed values and growth are calculated: The official brochure has a fixed first-xx.xx-patient price plus further usage slabs, supporting minimum-plus-variable classification when both components apply.
    - Evidence informing base-year allocation inputs; displayed values and growth are calculated: The explicit minimum payment constrains the pure Usage-Based Fees numerator; a pay-per-use promotional label does not independently establish variable-only billing.
    - Evidence informing forecast-year allocation inputs; displayed values and growth are calculated: The explicit minimum payment constrains the pure Usage-Based Fees numerator; a pay-per-use promotional label does not independently establish variable-only billing.
28. Flexible Multi-Vendor Medical Imaging Equipment Service
    - Evidence informing base-year allocation inputs; displayed values and growth are calculated: A disclosed Time & Materials option supports a separate input-charged commercial route without reporting realized revenue or exact customer terms.
    - Evidence informing forecast-year allocation inputs; displayed values and growth are calculated: A disclosed Time & Materials option supports a separate input-charged commercial route without reporting realized revenue or exact customer terms.
    - Evidence informing base-year allocation inputs; displayed values and growth are calculated: Advertised post-OEM-support service corroborates continuing commercial participation beyond manufacturer support, but not universal model eligibility.
    - Evidence informing forecast-year allocation inputs; displayed values and growth are calculated: Advertised post-OEM-support service corroborates continuing commercial participation beyond manufacturer support, but not universal model eligibility.

20.6. Brazil

Table 436. Brazil Medical Imaging Equipment Maintenance Services Market Size, 2017-2040 (USD Million)

Country	2017	2024	2025	2026	2027	2032	2040	CAGR (%)
Brazil	xx.xx	xx.xx	xx.xx	xx.xx	xx.xx	xx.xx	xx.xx	xx.xx

Table 437. Brazil Medical Imaging Equipment Maintenance Services Market Size, by Maintenance Function, 2017-2040 (USD Million)

Maintenance Function	2017	2024	2025	2026	2027	2032	2040	CAGR (%)
Combined Preventive and Corrective Maintenance	xx.xx	xx.xx	xx.xx	xx.xx	xx.xx	xx.xx	xx.xx	xx.xx
Corrective Maintenance	xx.xx	xx.xx	xx.xx	xx.xx	xx.xx	xx.xx	xx.xx	xx.xx
Inspection and Verification	xx.xx	xx.xx	xx.xx	xx.xx	xx.xx	xx.xx	xx.xx	xx.xx
Preventive Maintenance	xx.xx	xx.xx	xx.xx	xx.xx	xx.xx	xx.xx	xx.xx	xx.xx
Total	**xx.xx**	**xx.xx**	**xx.xx**	**xx.xx**	**xx.xx**	**xx.xx**	**xx.xx**	**xx.xx**

Table 438. Brazil Medical Imaging Equipment Maintenance Services Market Size, by Imaging Modality, 2017-2040 (USD Million)

Imaging Modality	2017	2024	2025	2026	2027	2032	2040	CAGR (%)
Bone Densitometry	xx.xx	xx.xx	xx.xx	xx.xx	xx.xx	xx.xx	xx.xx	xx.xx
Computed Tomography	xx.xx	xx.xx	xx.xx	xx.xx	xx.xx	xx.xx	xx.xx	xx.xx
Dental Radiology	xx.xx	xx.xx	xx.xx	xx.xx	xx.xx	xx.xx	xx.xx	xx.xx
Fluoroscopy and Angiography	xx.xx	xx.xx	xx.xx	xx.xx	xx.xx	xx.xx	xx.xx	xx.xx
General Radiography	xx.xx	xx.xx	xx.xx	xx.xx	xx.xx	xx.xx	xx.xx	xx.xx
Hybrid Imaging	xx.xx	xx.xx	xx.xx	xx.xx	xx.xx	xx.xx	xx.xx	xx.xx
Magnetic Resonance Imaging	xx.xx	xx.xx	xx.xx	xx.xx	xx.xx	xx.xx	xx.xx	xx.xx
Mammography	xx.xx	xx.xx	xx.xx	xx.xx	xx.xx	xx.xx	xx.xx	xx.xx
Nuclear Medicine Imaging	xx.xx	xx.xx	xx.xx	xx.xx	xx.xx	xx.xx	xx.xx	xx.xx
Ultrasound	xx.xx	xx.xx	xx.xx	xx.xx	xx.xx	xx.xx	xx.xx	xx.xx
Total	**xx.xx**	**xx.xx**	**xx.xx**	**xx.xx**	**xx.xx**	**xx.xx**	**xx.xx**	**xx.xx**

Table 439. Brazil Medical Imaging Equipment Maintenance Services Market Size, by Hybrid Imaging, 2017-2040 (USD Million)

Hybrid Imaging	2017	2024	2025	2026	2027	2032	2040	CAGR (%)
Hybrid Interventional Imaging	xx.xx	xx.xx	xx.xx	xx.xx	xx.xx	xx.xx	xx.xx	xx.xx
PET/CT	xx.xx	xx.xx	xx.xx	xx.xx	xx.xx	xx.xx	xx.xx	xx.xx
PET/MRI	xx.xx	xx.xx	xx.xx	xx.xx	xx.xx	xx.xx	xx.xx	xx.xx
SPECT/CT	xx.xx	xx.xx	xx.xx	xx.xx	xx.xx	xx.xx	xx.xx	xx.xx
Total	**xx.xx**	**xx.xx**	**xx.xx**	**xx.xx**	**xx.xx**	**xx.xx**	**xx.xx**	**xx.xx**

Table 440. Brazil Medical Imaging Equipment Maintenance Services Market Size, by Nuclear Medicine Imaging, 2017-2040 (USD Million)

Nuclear Medicine Imaging	2017	2024	2025	2026	2027	2032	2040	CAGR (%)
Gamma Camera and SPECT Imaging	xx.xx	xx.xx	xx.xx	xx.xx	xx.xx	xx.xx	xx.xx	xx.xx
Standalone PET Imaging	xx.xx	xx.xx	xx.xx	xx.xx	xx.xx	xx.xx	xx.xx	xx.xx
Total	**xx.xx**	**xx.xx**	**xx.xx**	**xx.xx**	**xx.xx**	**xx.xx**	**xx.xx**	**xx.xx**

Table 441. Brazil Medical Imaging Equipment Maintenance Services Market Size, by Clinical Use, 2017-2040 (USD Million)

Clinical Use	2017	2024	2025	2026	2027	2032	2040	CAGR (%)
Diagnostic and Screening Imaging	xx.xx	xx.xx	xx.xx	xx.xx	xx.xx	xx.xx	xx.xx	xx.xx
Image-Guided Intervention	xx.xx	xx.xx	xx.xx	xx.xx	xx.xx	xx.xx	xx.xx	xx.xx
Shared-Use Imaging	xx.xx	xx.xx	xx.xx	xx.xx	xx.xx	xx.xx	xx.xx	xx.xx
Treatment-Planning Imaging	xx.xx	xx.xx	xx.xx	xx.xx	xx.xx	xx.xx	xx.xx	xx.xx
Total	**xx.xx**	**xx.xx**	**xx.xx**	**xx.xx**	**xx.xx**	**xx.xx**	**xx.xx**	**xx.xx**

Table 442. Brazil Medical Imaging Equipment Maintenance Services Market Size, by End User, 2017-2040 (USD Million)

End User	2017	2024	2025	2026	2027	2032	2040	CAGR (%)
Ambulatory Care Centers	xx.xx	xx.xx	xx.xx	xx.xx	xx.xx	xx.xx	xx.xx	xx.xx
Dental Practices	xx.xx	xx.xx	xx.xx	xx.xx	xx.xx	xx.xx	xx.xx	xx.xx
Diagnostic Imaging Centers	xx.xx	xx.xx	xx.xx	xx.xx	xx.xx	xx.xx	xx.xx	xx.xx
Hospitals	xx.xx	xx.xx	xx.xx	xx.xx	xx.xx	xx.xx	xx.xx	xx.xx
Medical and Allied Health Practices	xx.xx	xx.xx	xx.xx	xx.xx	xx.xx	xx.xx	xx.xx	xx.xx
Mobile Imaging Operators	xx.xx	xx.xx	xx.xx	xx.xx	xx.xx	xx.xx	xx.xx	xx.xx
Total	**xx.xx**	**xx.xx**	**xx.xx**	**xx.xx**	**xx.xx**	**xx.xx**	**xx.xx**	**xx.xx**

Table 443. Brazil Medical Imaging Equipment Maintenance Services Market Size, by Service Delivery, 2017-2040 (USD Million)

Service Delivery	2017	2024	2025	2026	2027	2032	2040	CAGR (%)
Depot Repair	xx.xx	xx.xx	xx.xx	xx.xx	xx.xx	xx.xx	xx.xx	xx.xx
Integrated Service Delivery	xx.xx	xx.xx	xx.xx	xx.xx	xx.xx	xx.xx	xx.xx	xx.xx
On-Site Service	xx.xx	xx.xx	xx.xx	xx.xx	xx.xx	xx.xx	xx.xx	xx.xx
Remote Service	xx.xx	xx.xx	xx.xx	xx.xx	xx.xx	xx.xx	xx.xx	xx.xx
Total	**xx.xx**	**xx.xx**	**xx.xx**	**xx.xx**	**xx.xx**	**xx.xx**	**xx.xx**	**xx.xx**

Table 444. Brazil Medical Imaging Equipment Maintenance Services Market Size, by Procurement Route, 2017-2040 (USD Million)

Procurement Route	2017	2024	2025	2026	2027	2032	2040	CAGR (%)
Framework and Master-Agreement Orders	xx.xx	xx.xx	xx.xx	xx.xx	xx.xx	xx.xx	xx.xx	xx.xx
Standalone Procurement	xx.xx	xx.xx	xx.xx	xx.xx	xx.xx	xx.xx	xx.xx	xx.xx
Total	**xx.xx**	**xx.xx**	**xx.xx**	**xx.xx**	**xx.xx**	**xx.xx**	**xx.xx**	**xx.xx**

Table 445. Brazil Medical Imaging Equipment Maintenance Services Market Size, by Service Provider Relationship, 2017-2040 (USD Million)

Service Provider Relationship	2017	2024	2025	2026	2027	2032	2040	CAGR (%)
Manufacturer-Provided Service	xx.xx	xx.xx	xx.xx	xx.xx	xx.xx	xx.xx	xx.xx	xx.xx
Third-Party Service	xx.xx	xx.xx	xx.xx	xx.xx	xx.xx	xx.xx	xx.xx	xx.xx
Total	**xx.xx**	**xx.xx**	**xx.xx**	**xx.xx**	**xx.xx**	**xx.xx**	**xx.xx**	**xx.xx**

Table 446. Brazil Medical Imaging Equipment Maintenance Services Market Size, by Contract Coverage, 2017-2040 (USD Million)

Contract Coverage	2017	2024	2025	2026	2027	2032	2040	CAGR (%)
Event-Specific Service	xx.xx	xx.xx	xx.xx	xx.xx	xx.xx	xx.xx	xx.xx	xx.xx
Full-Service Coverage	xx.xx	xx.xx	xx.xx	xx.xx	xx.xx	xx.xx	xx.xx	xx.xx
Limited-Service Coverage	xx.xx	xx.xx	xx.xx	xx.xx	xx.xx	xx.xx	xx.xx	xx.xx
Shared Maintenance Coverage	xx.xx	xx.xx	xx.xx	xx.xx	xx.xx	xx.xx	xx.xx	xx.xx
Total	**xx.xx**	**xx.xx**	**xx.xx**	**xx.xx**	**xx.xx**	**xx.xx**	**xx.xx**	**xx.xx**

Table 447. Brazil Medical Imaging Equipment Maintenance Services Market Size, by Pricing Model, 2017-2040 (USD Million)

Pricing Model	2017	2024	2025	2026	2027	2032	2040	CAGR (%)
Fixed Per-Event Fees	xx.xx	xx.xx	xx.xx	xx.xx	xx.xx	xx.xx	xx.xx	xx.xx
Fixed Periodic Fees	xx.xx	xx.xx	xx.xx	xx.xx	xx.xx	xx.xx	xx.xx	xx.xx
Hybrid Pricing	xx.xx	xx.xx	xx.xx	xx.xx	xx.xx	xx.xx	xx.xx	xx.xx
Time-and-Materials Pricing	xx.xx	xx.xx	xx.xx	xx.xx	xx.xx	xx.xx	xx.xx	xx.xx
Usage-Based Fees	xx.xx	xx.xx	xx.xx	xx.xx	xx.xx	xx.xx	xx.xx	xx.xx
Total	**xx.xx**	**xx.xx**	**xx.xx**	**xx.xx**	**xx.xx**	**xx.xx**	**xx.xx**	**xx.xx**

Table 448. Brazil Medical Imaging Equipment Maintenance Services Market Size, by Vendor Scope, 2017-2040 (USD Million)

Vendor Scope	2017	2024	2025	2026	2027	2032	2040	CAGR (%)
Multi-Vendor Coverage	xx.xx	xx.xx	xx.xx	xx.xx	xx.xx	xx.xx	xx.xx	xx.xx
Single-Vendor Coverage	xx.xx	xx.xx	xx.xx	xx.xx	xx.xx	xx.xx	xx.xx	xx.xx
Total	**xx.xx**	**xx.xx**	**xx.xx**	**xx.xx**	**xx.xx**	**xx.xx**	**xx.xx**	**xx.xx**

Table 449. Brazil Medical Imaging Equipment Maintenance Services Market Size, by Equipment Support Lifecycle, 2017-2040 (USD Million)

Equipment Support Lifecycle	2017	2024	2025	2026	2027	2032	2040	CAGR (%)
Beyond Manufacturer Support	xx.xx	xx.xx	xx.xx	xx.xx	xx.xx	xx.xx	xx.xx	xx.xx
Within Manufacturer Support	xx.xx	xx.xx	xx.xx	xx.xx	xx.xx	xx.xx	xx.xx	xx.xx
Total	**xx.xx**	**xx.xx**	**xx.xx**	**xx.xx**	**xx.xx**	**xx.xx**	**xx.xx**	**xx.xx**

Sources & Evidence

1. GE HealthCare Technologies Inc. - 2025 Form 10-K
   - Evidence informing the 2023 market-value input; displayed series and growth include calculations: Reported services revenue of USD xx.xx supplies a historical commercial-activity proxy; it is broader than imaging maintenance.
   - Evidence informing the 2024 market-value input; displayed series and growth include calculations: Reported services revenue of USD xx.xx supplies the comparable historical proxy.
2. GE HealthCare Technologies Inc. - 2022 Form 10-K
   - Evidence informing the 2020 market-value input; displayed series and growth include calculations: Services revenue of USD xx.xx anchors the high-cost equipment cohort's historical activity index.
   - Evidence informing the 2021 market-value input; displayed series and growth include calculations: Services revenue of USD xx.xx supplies the comparable activity index.
   - Evidence informing the 2022 market-value input; displayed series and growth include calculations: Services revenue of USD xx.xx supplies the activity index. The filing attributes the services decline primarily to unfavorable currency effects.
3. Health at a Glance 2025 - Diagnostic Technologies
   - Evidence informing the 2032 market-value input; displayed series and growth include calculations: Long-run increases in imaging activity support continued equipment demand; examination volumes are not substituted for maintenance revenue.
   - Evidence informing the 2040 market-value input; displayed series and growth include calculations: The observed country variation and incomplete coverage constrain long-run stock-growth assumptions and prohibit uniform worldwide density extrapolation.
4. OnWatch Predict
   - Evidence informing the 2032 market-value input; displayed series and growth include calculations: Conditional reported benefits support considering a service-efficiency counterforce, not applying downtime reductions directly to service revenue.
   - Evidence informing the 2040 market-value input; displayed series and growth include calculations: The offering supports retaining human and component fulfillment costs in the long-run forecast; it does not establish autonomous servicing or engineer replacement.

5. Unite In-House Service Solutions
   - Evidence informing the 2032 market-value input; displayed series and growth include calculations: The retained-labor boundary supports the modeled purchased-scope counterforce, without measuring future adoption.
   - Evidence informing the 2040 market-value input; displayed series and growth include calculations: The offering supports maintaining a distinction between installed equipment obligations and externally purchased service expenditure.
   - Evidence informing base-year allocation inputs; displayed values and growth are calculated: The offering excludes included onsite and planned-maintenance labor, supporting retained-work and purchased-payment distinctions, not observed adoption. ([gehealthcare.com](https://www.gehealthcare.com/en/services/unite-in-house))
   - Evidence informing forecast-year allocation inputs; displayed values and growth are calculated: The offering excludes included onsite and planned-maintenance labor, supporting retained-work and purchased-payment distinctions, not observed adoption. ([gehealthcare.com](https://www.gehealthcare.com/en/services/unite-in-house))
   - Evidence informing base-year allocation inputs; displayed values and growth are calculated: The published xx.xx% remote fix rate is a case-resolution observation, not remote-only revenue. Separately billed on-site labor supports the responsibility distinction.
   - Evidence informing forecast-year allocation inputs; displayed values and growth are calculated: The published xx.xx% remote fix rate is a case-resolution observation, not remote-only revenue. Separately billed on-site labor supports the responsibility distinction.
   - Evidence informing base-year allocation inputs; displayed values and growth are calculated: Excluded on-site and planned-maintenance labor prevents interpreting every remote-support plan as inclusive integrated fulfillment.
   - Evidence informing forecast-year allocation inputs; displayed values and growth are calculated: Excluded on-site and planned-maintenance labor prevents interpreting every remote-support plan as inclusive integrated fulfillment.
   - Evidence informing base-year allocation inputs; displayed values and growth are calculated: Periodic support with additional billed labor or parts supports mixed payment components rather than universal fixed full coverage.
   - Evidence informing forecast-year allocation inputs; displayed values and growth are calculated: Periodic support with additional billed labor or parts supports mixed payment components rather than universal fixed full coverage.
   - Evidence informing base-year allocation inputs; displayed values and growth are calculated: Enterprise offerings covering GE HealthCare assets establish an own-brand agreement example without measuring its market penetration.
   - Evidence informing forecast-year allocation inputs; displayed values and growth are calculated: Enterprise offerings covering GE HealthCare assets establish an own-brand agreement example without measuring its market penetration.

6. Philips Standard Terms and Conditions of Service, Revision 23, April 2024
   - Evidence informing the 2032 market-value input; displayed series and growth include calculations: Published lifecycle terms condition post-End-of-Life repair on parts and trained-personnel availability and remove the earlier uptime guarantee. These constrain assumed indefinite support extension.
   - Evidence informing the 2040 market-value input; displayed series and growth include calculations: The lifecycle conditions support including retirement and support limitations in long-run growth assumptions, but do not establish a dated global withdrawal event.
   - Evidence informing base-year allocation inputs; displayed values and growth are calculated: Post-End-of-Life obligations change materially, supporting a declared-support endpoint rather than an automatic equipment-age threshold.
   - Evidence informing forecast-year allocation inputs; displayed values and growth are calculated: Post-End-of-Life obligations change materially, supporting a declared-support endpoint rather than an automatic equipment-age threshold.
   - Evidence informing base-year allocation inputs; displayed values and growth are calculated: Post-endpoint repair depends on parts and trained-personnel availability without the earlier uptime guarantee; continuing service is conditional, not indefinite.
   - Evidence informing forecast-year allocation inputs; displayed values and growth are calculated: Post-endpoint repair depends on parts and trained-personnel availability without the earlier uptime guarantee; continuing service is conditional, not indefinite.
7. Health at a Glance 2025 - Diagnostic Technologies
   - Evidence informing base-year allocation inputs; displayed values and growth are calculated: Imaging-stock comparator.
   - Evidence informing forecast-year allocation inputs; displayed values and growth are calculated: Imaging-stock comparator.
8. Health at a Glance: Latin America and the Caribbean 2023 - Medical Technologies
   - Evidence informing base-year allocation inputs; displayed values and growth are calculated: Brazil's CT and MRI densities anchor the equipment-linked expenditure proxy.
   - Evidence informing forecast-year allocation inputs; displayed values and growth are calculated: Brazil's CT and MRI densities anchor the equipment-linked expenditure proxy.

9. RadNet, Inc. - 2025 Form 10-K
   - Evidence informing base-year allocation inputs; displayed values and growth are calculated: The disclosed X-ray fleet provides a buyer-footprint check, not global maintenance revenue. ([sec.gov](https://www.sec.gov/Archives/edgar/data/xx.xx/xx.xx/rdnt-xx.xx.htm))
   - Evidence informing forecast-year allocation inputs; displayed values and growth are calculated: The disclosed X-ray fleet provides a buyer-footprint check, not global maintenance revenue. ([sec.gov](https://www.sec.gov/Archives/edgar/data/xx.xx/xx.xx/rdnt-xx.xx.htm))
   - Evidence informing base-year allocation inputs; displayed values and growth are calculated: The disclosed fluoroscopy fleet constrains the outpatient comparator's scope. ([sec.gov](https://www.sec.gov/Archives/edgar/data/xx.xx/xx.xx/rdnt-xx.xx.htm))
   - Evidence informing forecast-year allocation inputs; displayed values and growth are calculated: The disclosed fluoroscopy fleet constrains the outpatient comparator's scope. ([sec.gov](https://www.sec.gov/Archives/edgar/data/xx.xx/xx.xx/rdnt-xx.xx.htm))
   - Evidence informing base-year allocation inputs; displayed values and growth are calculated: CT fleet changes provide an independent relative-activity check. ([sec.gov](https://www.sec.gov/Archives/edgar/data/xx.xx/xx.xx/rdnt-xx.xx.htm))
   - Evidence informing forecast-year allocation inputs; displayed values and growth are calculated: CT fleet changes provide an independent relative-activity check. ([sec.gov](https://www.sec.gov/Archives/edgar/data/xx.xx/xx.xx/rdnt-xx.xx.htm))
   - Evidence informing base-year allocation inputs; displayed values and growth are calculated: MRI fleet changes inform a restrained relative-growth assumption. ([sec.gov](https://www.sec.gov/Archives/edgar/data/xx.xx/xx.xx/rdnt-xx.xx.htm))
   - Evidence informing forecast-year allocation inputs; displayed values and growth are calculated: MRI fleet changes inform a restrained relative-growth assumption. ([sec.gov](https://www.sec.gov/Archives/edgar/data/xx.xx/xx.xx/rdnt-xx.xx.htm))
   - Evidence informing base-year allocation inputs; displayed values and growth are calculated: Ultrasound fleet disclosure supplies a commercial-stock comparator. ([sec.gov](https://www.sec.gov/Archives/edgar/data/xx.xx/xx.xx/rdnt-xx.xx.htm))
   - Evidence informing forecast-year allocation inputs; displayed values and growth are calculated: Ultrasound fleet disclosure supplies a commercial-stock comparator. ([sec.gov](https://www.sec.gov/Archives/edgar/data/xx.xx/xx.xx/rdnt-xx.xx.htm))
   - Evidence informing base-year allocation inputs; displayed values and growth are calculated: Mammography fleet disclosure supplies a commercial-stock comparator. ([sec.gov](https://www.sec.gov/Archives/edgar/data/xx.xx/xx.xx/rdnt-xx.xx.htm))
   - Evidence informing forecast-year allocation inputs; displayed values and growth are calculated: Mammography fleet disclosure supplies a commercial-stock comparator. ([sec.gov](https://www.sec.gov/Archives/edgar/data/xx.xx/xx.xx/rdnt-xx.xx.htm))
   - Evidence informing base-year allocation inputs; displayed values and growth are calculated: PET/CT fleet growth provides a differentiated adoption comparator. ([sec.gov](https://www.sec.gov/Archives/edgar/data/xx.xx/xx.xx/rdnt-xx.xx.htm))
   - Evidence informing forecast-year allocation inputs; displayed values and growth are calculated: PET/CT fleet growth provides a differentiated adoption comparator. ([sec.gov](https://www.sec.gov/Archives/edgar/data/xx.xx/xx.xx/rdnt-xx.xx.htm))
   - Evidence informing base-year allocation inputs; displayed values and growth are calculated: Manufacturer service arrangements corroborate buyer-side participation, without a spending split. ([sec.gov](https://www.sec.gov/Archives/edgar/data/xx.xx/xx.xx/rdnt-xx.xx.htm))
   - Evidence informing forecast-year allocation inputs; displayed values and growth are calculated: Manufacturer service arrangements corroborate buyer-side participation, without a spending split. ([sec.gov](https://www.sec.gov/Archives/edgar/data/xx.xx/xx.xx/rdnt-xx.xx.htm))
   - Evidence informing base-year allocation inputs; displayed values and growth are calculated: The operator reports external manufacturer-service arrangements and modality fleets. Applying inherited fees produces a modeled fleet-activity index, not observed maintenance expense.
   - Evidence informing forecast-year allocation inputs; displayed values and growth are calculated: The operator reports external manufacturer-service arrangements and modality fleets. Applying inherited fees produces a modeled fleet-activity index, not observed maintenance expense.
   - Evidence informing base-year allocation inputs; displayed values and growth are calculated: The disclosed outpatient fleet is counterevidence against treating hospital-heavy national samples as universal buyer distributions.
   - Evidence informing forecast-year allocation inputs; displayed values and growth are calculated: The disclosed

10. Contracting in Medical Equipment Maintenance Services: An Empirical Investigation
    - Evidence informing base-year allocation inputs; displayed values and growth are calculated: The historical scanner dataset supplies observed plan-selection proportions, not current global value shares. ([business.columbia.edu](https://business.columbia.edu/sites/default/files-efs/pubfiles/xx.xx/besbes_contracting.pdf))
    - Evidence informing forecast-year allocation inputs; displayed values and growth are calculated: The historical scanner dataset supplies observed plan-selection proportions, not current global value shares. ([business.columbia.edu](https://business.columbia.edu/sites/default/files-efs/pubfiles/xx.xx/besbes_contracting.pdf))
    - Evidence informing base-year allocation inputs; displayed values and growth are calculated: Basic and partial plans constrain the narrower-standing-coverage model. ([business.columbia.edu](https://business.columbia.edu/sites/default/files-efs/pubfiles/xx.xx/besbes_contracting.pdf))
    - Evidence informing forecast-year allocation inputs; displayed values and growth are calculated: Basic and partial plans constrain the narrower-standing-coverage model. ([business.columbia.edu](https://business.columbia.edu/sites/default/files-efs/pubfiles/xx.xx/besbes_contracting.pdf))
    - Evidence informing base-year allocation inputs; displayed values and growth are calculated: Preventive obligations coexist with differing repair coverage or charging in the studied plans. ([business.columbia.edu](https://business.columbia.edu/sites/default/files-efs/pubfiles/xx.xx/besbes_contracting.pdf))
    - Evidence informing forecast-year allocation inputs; displayed values and growth are calculated: Preventive obligations coexist with differing repair coverage or charging in the studied plans. ([business.columbia.edu](https://business.columbia.edu/sites/default/files-efs/pubfiles/xx.xx/besbes_contracting.pdf))
    - Evidence informing base-year allocation inputs; displayed values and growth are calculated: Historical full-protection selection supplies a purchasing primitive, converted from plan counts to value using an explicit relative-spending assumption.
    - Evidence informing forecast-year allocation inputs; displayed values and growth are calculated: Historical full-protection selection supplies a purchasing primitive, converted from plan counts to value using an explicit relative-spending assumption.
    - Evidence informing base-year allocation inputs; displayed values and growth are calculated: Basic and partial plans contain annual fees plus variable charges, supporting Hybrid Pricing and preventing misclassification as pure time-and-materials.
    - Evidence informing forecast-year allocation inputs; displayed values and growth are calculated: Basic and partial plans contain annual fees plus variable charges, supporting Hybrid Pricing and preventing misclassification as pure time-and-materials.
    - Evidence informing base-year allocation inputs; displayed values and growth are calculated: The study's time-and-materials label includes an annual fee; it constrains exclusions from the pure no-retainer numerator rather than observing that category's current share.
    - Evidence informing forecast-year allocation inputs; displayed values and growth are calculated: The study's time-and-materials label includes an annual fee; it constrains exclusions from the pure no-retainer numerator rather than observing that category's current share.

11. Appendix 3: Framework Agreement Specification-Maintenance, Repair and Calibration of Medical Equipment

- Evidence informing base-year allocation inputs; displayed values and growth are calculated: Comprehensive procurement coverage combines scheduled maintenance and repairs. ([sccl.nhs.uk](https://www.sccl.nhs.uk/wp-content/uploads/2023/xx.xx/Maintenance-Appendix-xx.xx-Framework-Specification.pdf))
- Evidence informing forecast-year allocation inputs; displayed values and growth are calculated: Comprehensive procurement coverage combines scheduled maintenance and repairs. ([sccl.nhs.uk](https://www.sccl.nhs.uk/wp-content/uploads/2023/xx.xx/Maintenance-Appendix-xx.xx-Framework-Specification.pdf))
- Evidence informing base-year allocation inputs; displayed values and growth are calculated: Comprehensive cover and case-specific component treatment support obligation-based classification. ([sccl.nhs.uk](https://www.sccl.nhs.uk/wp-content/uploads/2023/xx.xx/Maintenance-Appendix-xx.xx-Framework-Specification.pdf))
- Evidence informing forecast-year allocation inputs; displayed values and growth are calculated: Comprehensive cover and case-specific component treatment support obligation-based classification. ([sccl.nhs.uk](https://www.sccl.nhs.uk/wp-content/uploads/2023/xx.xx/Maintenance-Appendix-xx.xx-Framework-Specification.pdf))
- Evidence informing base-year allocation inputs; displayed values and growth are calculated: Preventive-only, labor-only and component-limited options establish narrower standing obligations. ([sccl.nhs.uk](https://www.sccl.nhs.uk/wp-content/uploads/2023/xx.xx/Maintenance-Appendix-xx.xx-Framework-Specification.pdf))
- Evidence informing forecast-year allocation inputs; displayed values and growth are calculated: Preventive-only, labor-only and component-limited options establish narrower standing obligations. ([sccl.nhs.uk](https://www.sccl.nhs.uk/wp-content/uploads/2023/xx.xx/Maintenance-Appendix-xx.xx-Framework-Specification.pdf))
- Evidence informing base-year allocation inputs; displayed values and growth are calculated: Collaborative cover explicitly divides work between buyer and supplier. ([sccl.nhs.uk](https://www.sccl.nhs.uk/wp-content/uploads/2023/xx.xx/Maintenance-Appendix-xx.xx-Framework-Specification.pdf))
- Evidence informing forecast-year allocation inputs; displayed values and growth are calculated: Collaborative cover explicitly divides work between buyer and supplier. ([sccl.nhs.uk](https://www.sccl.nhs.uk/wp-content/uploads/2023/xx.xx/Maintenance-Appendix-xx.xx-Framework-Specification.pdf))

12. What's Included in Preventative Maintenance?

- Evidence informing base-year allocation inputs; displayed values and growth are calculated: Published PM-only monthly prices provide annualized narrow-service monetary anchors; they are not full-contract prices. ([blockimaging.com](https://www.blockimaging.com/blog/bid/xx.xx/what-s-included-in-imaging-equipment-preventative-maintenance-really))
- Evidence informing forecast-year allocation inputs; displayed values and growth are calculated: Published PM-only monthly prices provide annualized narrow-service monetary anchors; they are not full-contract prices. ([blockimaging.com](https://www.blockimaging.com/blog/bid/xx.xx/what-s-included-in-imaging-equipment-preventative-maintenance-really))
- Evidence informing base-year allocation inputs; displayed values and growth are calculated: Separately offered PM-only pricing constrains the relative-payment assumption for narrower coverage. ([blockimaging.com](https://www.blockimaging.com/blog/bid/xx.xx/what-s-included-in-imaging-equipment-preventative-maintenance-really))
- Evidence informing forecast-year allocation inputs; displayed values and growth are calculated: Separately offered PM-only pricing constrains the relative-payment assumption for narrower coverage. ([blockimaging.com](https://www.blockimaging.com/blog/bid/xx.xx/what-s-included-in-imaging-equipment-preventative-maintenance-really))

13. X-ray equipment performance surveys
    - Evidence informing base-year allocation inputs; displayed values and growth are calculated: A public healthcare provider separately offers equipment-performance surveys, corroborating an assessment deliverable without measuring its market share. ([uhb.nhs.uk](https://www.uhb.nhs.uk/services/radiation-protection/x-ray-equipment-performance-surveys/))
    - Evidence informing forecast-year allocation inputs; displayed values and growth are calculated: A public healthcare provider separately offers equipment-performance surveys, corroborating an assessment deliverable without measuring its market share. ([uhb.nhs.uk](https://www.uhb.nhs.uk/services/radiation-protection/x-ray-equipment-performance-surveys/))
14. High-Tech Medical Equipment: VA Has Opportunities to Improve Its Acquisition of Maintenance Services
    - Evidence informing base-year allocation inputs; displayed values and growth are calculated: Procurement-selected imaging service obligations and access constraints provide an OEM-retention counterweight, not a global maintenance share. ([gao.gov](https://www.gao.gov/assets/gao-xx.xx-xx.xx.pdf))
    - Evidence informing forecast-year allocation inputs; displayed values and growth are calculated: Procurement-selected imaging service obligations and access constraints provide an OEM-retention counterweight, not a global maintenance share. ([gao.gov](https://www.gao.gov/assets/gao-xx.xx-xx.xx.pdf))
    - Evidence informing base-year allocation inputs; displayed values and growth are calculated: Bounded third-party access-delay examples qualify frictionless substitution assumptions without establishing universal unsuitability. ([gao.gov](https://www.gao.gov/assets/gao-xx.xx-xx.xx.pdf))
    - Evidence informing forecast-year allocation inputs; displayed values and growth are calculated: Bounded third-party access-delay examples qualify frictionless substitution assumptions without establishing universal unsuitability. ([gao.gov](https://www.gao.gov/assets/gao-xx.xx-xx.xx.pdf))
    - Evidence informing base-year allocation inputs; displayed values and growth are calculated: Inspected route counts include xx.xx standalone contracts; the selected federal sample is adjusted rather than treated as Global spending prevalence.
    - Evidence informing forecast-year allocation inputs; displayed values and growth are calculated: Inspected route counts include xx.xx standalone contracts; the selected federal sample is adjusted rather than treated as Global spending prevalence.
    - Evidence informing base-year allocation inputs; displayed values and growth are calculated: Forty-two HTME and four Federal Supply Schedule orders supply the identifiable agreement-order count for a modeled relative-value bridge.
    - Evidence informing forecast-year allocation inputs; displayed values and growth are calculated: Forty-two HTME and four Federal Supply Schedule orders supply the identifiable agreement-order count for a modeled relative-value bridge.
15. Transcript: Final Guidance: Remanufacturing of Medical Devices, September 10, 2024
    - Evidence informing base-year allocation inputs; displayed values and growth are calculated: Manufacturer and third-party servicing roles depend on the particular device, supporting asset-specific attribution. ([fda.gov](https://www.fda.gov/media/xx.xx/download?attachment=))
    - Evidence informing forecast-year allocation inputs; displayed values and growth are calculated: Manufacturer and third-party servicing roles depend on the particular device, supporting asset-specific attribution. ([fda.gov](https://www.fda.gov/media/xx.xx/download?attachment=))
    - Evidence informing base-year allocation inputs; displayed values and growth are calculated: An OEM can service another entity's device as a third-party servicer. ([fda.gov](https://www.fda.gov/media/xx.xx/download?attachment=))
    - Evidence informing forecast-year allocation inputs; displayed values and growth are calculated: An OEM can service another entity's device as a third-party servicer. ([fda.gov](https://www.fda.gov/media/xx.xx/download?attachment=))

16. Multi-vendor services

- Evidence informing base-year allocation inputs; displayed values and growth are calculated: The advertised Philips and non-Philips service scope demonstrates why corporate identity alone cannot establish OEM attribution.
([usa.philips.com](https://www.usa.philips.com/healthcare/service/healthcare-multi-vendor-services))
- Evidence informing forecast-year allocation inputs; displayed values and growth are calculated: The advertised Philips and non-Philips service scope demonstrates why corporate identity alone cannot establish OEM attribution.
([usa.philips.com](https://www.usa.philips.com/healthcare/service/healthcare-multi-vendor-services))
- Evidence informing base-year allocation inputs; displayed values and growth are calculated: Non-Philips equipment servicing establishes a commercial cross-manufacturer role, not its revenue proportion.
([usa.philips.com](https://www.usa.philips.com/healthcare/service/healthcare-multi-vendor-services))
- Evidence informing forecast-year allocation inputs; displayed values and growth are calculated: Non-Philips equipment servicing establishes a commercial cross-manufacturer role, not its revenue proportion.
([usa.philips.com](https://www.usa.philips.com/healthcare/service/healthcare-multi-vendor-services))
- Evidence informing base-year allocation inputs; displayed values and growth are calculated: Consolidated support for Philips and non-Philips equipment establishes agreement-level multi-vendor coverage; staffing scale and parts access do not measure penetration.
- Evidence informing forecast-year allocation inputs; displayed values and growth are calculated: Consolidated support for Philips and non-Philips equipment establishes agreement-level multi-vendor coverage; staffing scale and parts access do not measure penetration.

17. San Bernardino County - File 11902: Asset Management Agreement with Renovo Solutions LLC for Maintenance Services

- Evidence informing base-year allocation inputs; displayed values and growth are calculated: The approved 2025 three-year, xx.xx-asset agreement supplies a monetary third-party purchasing counterexample; approved value is not realized annual revenue.
([sanbernardino.legistar.com](https://sanbernardino.legistar.com/LegislationDetail.aspx?GUID=06EA5122-33FD-472E-B939-A8FA6E015FEB&ID=xx.xx&Options=&Search=))
- Evidence informing forecast-year allocation inputs; displayed values and growth are calculated: The approved 2025 three-year, xx.xx-asset agreement supplies a monetary third-party purchasing counterexample; approved value is not realized annual revenue.
([sanbernardino.legistar.com](https://sanbernardino.legistar.com/LegislationDetail.aspx?GUID=06EA5122-33FD-472E-B939-A8FA6E015FEB&ID=xx.xx&Options=&Search=))
- Evidence informing base-year allocation inputs; displayed values and growth are calculated: The public agreement combines scheduled maintenance, repairs and parts, supporting combined purchased obligations.
([sanbernardino.legistar.com](https://sanbernardino.legistar.com/LegislationDetail.aspx?GUID=06EA5122-33FD-472E-B939-A8FA6E015FEB&ID=xx.xx&Options=&Search=))
- Evidence informing forecast-year allocation inputs; displayed values and growth are calculated: The public agreement combines scheduled maintenance, repairs and parts, supporting combined purchased obligations.
([sanbernardino.legistar.com](https://sanbernardino.legistar.com/LegislationDetail.aspx?GUID=06EA5122-33FD-472E-B939-A8FA6E015FEB&ID=xx.xx&Options=&Search=))

18. Radiation Protection in Newer Medical Imaging Techniques: PET/CT - Safety Reports Series No. 58

- Evidence informing forecast-year allocation inputs; displayed values and growth are calculated: The 2008 commercial equipment-sales discussion supports historical standalone-to-hybrid substitution, not a current maintenance share or retirement rate.
([www-pub.iaea.org](https://www-pub.iaea.org/MTCD/Publications/PDF/pub1343_web.pdf))
- Evidence informing forecast-year allocation inputs; displayed values and growth are calculated: Historical PET/CT equipment adoption supplies a directional substitution premise, not contemporary service revenue.
([www-pub.iaea.org](https://www-pub.iaea.org/MTCD/Publications/PDF/pub1343_web.pdf))

19. Nexaris-At the nexus of treatment innovation

    · Evidence informing base-year allocation inputs; displayed values and growth are calculated: Named Angio-CT and Angio-MR-CT offerings corroborate integrated interventional configurations, not their maintenance terms, installed count or revenue.
    ([siemens-healthineers.com](https://www.siemens-healthineers.com/angio/nexaris-therapy-suites))

    · Evidence informing forecast-year allocation inputs; displayed values and growth are calculated: Named Angio-CT and Angio-MR-CT offerings corroborate integrated interventional configurations, not their maintenance terms, installed count or revenue.
    ([siemens-healthineers.com](https://www.siemens-healthineers.com/angio/nexaris-therapy-suites))

20. Development of Applications for the Elmammo Avant Class Dedicated Breast PET System

    · Evidence informing base-year allocation inputs; displayed values and growth are calculated: Ten dedicated-PET installations reported by August 2017 establish dated niche commercial activity, not current worldwide stock.
    ([shimadzu.com](https://www.shimadzu.com/about/magazine/tec_news/srv74_12/report08.html))

    · Evidence informing forecast-year allocation inputs; displayed values and growth are calculated: Ten dedicated-PET installations reported by August 2017 establish dated niche commercial activity, not current worldwide stock.
    ([shimadzu.com](https://www.shimadzu.com/about/magazine/tec_news/srv74_12/report08.html))

21. Release of High-Resolution PET System PositView Utilizing High Resolution to Support Research and Development into Diagnosis and Early Treatment for Dementia

    · Evidence informing base-year allocation inputs; displayed values and growth are calculated: The July xx.xx 2025 U.S. marketing announcement provides counterevidence to treating all standalone PET activity as declining legacy systems; maintenance adoption remains unmeasured.
    ([shimadzu-usa.com](https://www.shimadzu-usa.com/news/2025/2025jul25.html))

    · Evidence informing forecast-year allocation inputs; displayed values and growth are calculated: The July xx.xx 2025 U.S. marketing announcement provides counterevidence to treating all standalone PET activity as declining legacy systems; maintenance adoption remains unmeasured.
    ([shimadzu-usa.com](https://www.shimadzu-usa.com/news/2025/2025jul25.html))

22. DIrectory of RAdiotherapy Centres (DIRAC)

    · Evidence informing base-year allocation inputs; displayed values and growth are calculated: Current registry footprint exceeds xx.xx radiotherapy centres; this constrains the assumed treatment-planning customer pool but does not report 2025 simulator stocks or maintenance revenue.

    · Evidence informing forecast-year allocation inputs; displayed values and growth are calculated: Current registry footprint exceeds xx.xx radiotherapy centres; this constrains the assumed treatment-planning customer pool but does not report 2025 simulator stocks or maintenance revenue.

23. Maintenance of the Somatom Definition AS CT simulator from Siemens

    · Evidence informing forecast-year allocation inputs; displayed values and growth are calculated: CT-simulator maintenance was awarded September xx.xx 2026 for EUR xx.xx. Unknown contract duration prevents conversion into annual spending; the award supports a distinct purchased planning-asset obligation.

24. Canadian Medical Imaging Inventory 2022-2023: Provincial and Territorial Overview
    - Evidence informing base-year allocation inputs; displayed values and growth are calculated: Reported hospital and private-facility site types constrain buyer attribution, with explicit regional and classification limitations.
    - Evidence informing forecast-year allocation inputs; displayed values and growth are calculated: Reported hospital and private-facility site types constrain buyer attribution, with explicit regional and classification limitations.
    - Evidence informing base-year allocation inputs; displayed values and growth are calculated: Private-site participation supplies an outpatient calibration lead; private ownership is not equated automatically with imaging-centre status.
    - Evidence informing forecast-year allocation inputs; displayed values and growth are calculated: Private-site participation supplies an outpatient calibration lead; private ownership is not equated automatically with imaging-centre status.
    - Evidence informing base-year allocation inputs; displayed values and growth are calculated: Modality-specific 2022-2023 age distributions supply observed inputs to the explicitly assumed age-to-support-endpoint bridge.
    - Evidence informing forecast-year allocation inputs; displayed values and growth are calculated: Modality-specific 2022-2023 age distributions supply observed inputs to the explicitly assumed age-to-support-endpoint bridge.
    - Evidence informing base-year allocation inputs; displayed values and growth are calculated: Older-equipment distributions constrain the beyond-support model but do not directly measure manufacturer support withdrawal.
    - Evidence informing forecast-year allocation inputs; displayed values and growth are calculated: Older-equipment distributions constrain the beyond-support model but do not directly measure manufacturer support withdrawal.
25. MLN909060 - Independent Diagnostic Testing Facility, February 2026
    - Evidence informing forecast-year allocation inputs; displayed values and growth are calculated: Official mobile-IDTF distinctions separate clinical operators from equipment/personnel leasing and establish a maintenance responsibility, not an outsourcing percentage.
26. Maintenance service agreements
    - Evidence informing base-year allocation inputs; displayed values and growth are calculated: Approximately xx.xx% remotely resolved corrective cases constrain channel assumptions but cannot be substituted for remote-only spending.
    - Evidence informing forecast-year allocation inputs; displayed values and growth are calculated: Approximately xx.xx% remotely resolved corrective cases constrain channel assumptions but cannot be substituted for remote-only spending.
    - Evidence informing base-year allocation inputs; displayed values and growth are calculated: RightFit combines field and remote expertise under customizable agreements, supporting an inseparable integrated-obligation category.
    - Evidence informing forecast-year allocation inputs; displayed values and growth are calculated: RightFit combines field and remote expertise under customizable agreements, supporting an inseparable integrated-obligation category.
    - Evidence informing base-year allocation inputs; displayed values and growth are calculated: Field-engineer access remains part of the commercial offering; remote resolution does not eliminate purchased attendance obligations.
    - Evidence informing forecast-year allocation inputs; displayed values and growth are calculated: Field-engineer access remains part of the commercial offering; remote resolution does not eliminate purchased attendance obligations.

27. Portable Ultrasound Repair Depot
    - Evidence informing base-year allocation inputs; displayed values and growth are calculated: Accepted portable ultrasound systems are repaired at a service centre, supporting a system-level depot channel with eligibility and repaired-portion limits.
    - Evidence informing forecast-year allocation inputs; displayed values and growth are calculated: Accepted portable ultrasound systems are repaired at a service centre, supporting a system-level depot channel with eligibility and repaired-portion limits.
    - Evidence informing base-year allocation inputs; displayed values and growth are calculated: Flat-rate repair for eligible jobs establishes event-specific pricing, while excluded cases receive alternative quotations; adoption is not disclosed.
    - Evidence informing forecast-year allocation inputs; displayed values and growth are calculated: Flat-rate repair for eligible jobs establishes event-specific pricing, while excluded cases receive alternative quotations; adoption is not disclosed.
28. Managed Neutral Vendor Services
    - Evidence informing forecast-year allocation inputs; displayed values and growth are calculated: The managed framework runs January xx.xx 2026-January xx.xx 2030 and requires mini-competition. It supports route availability, not realized maintenance revenue or guaranteed continuation to 2032.
29. TruPay - GE HealthCare commercial brochure
    - Evidence informing base-year allocation inputs; displayed values and growth are calculated: The official brochure has a fixed first-xx.xx-patient price plus further usage slabs, supporting minimum-plus-variable classification when both components apply.
    - Evidence informing forecast-year allocation inputs; displayed values and growth are calculated: The official brochure has a fixed first-xx.xx-patient price plus further usage slabs, supporting minimum-plus-variable classification when both components apply.
    - Evidence informing base-year allocation inputs; displayed values and growth are calculated: The explicit minimum payment constrains the pure Usage-Based Fees numerator; a pay-per-use promotional label does not independently establish variable-only billing.
    - Evidence informing forecast-year allocation inputs; displayed values and growth are calculated: The explicit minimum payment constrains the pure Usage-Based Fees numerator; a pay-per-use promotional label does not independently establish variable-only billing.
30. Flexible Multi-Vendor Medical Imaging Equipment Service
    - Evidence informing base-year allocation inputs; displayed values and growth are calculated: A disclosed Time & Materials option supports a separate input-charged commercial route without reporting realized revenue or exact customer terms.
    - Evidence informing forecast-year allocation inputs; displayed values and growth are calculated: A disclosed Time & Materials option supports a separate input-charged commercial route without reporting realized revenue or exact customer terms.
    - Evidence informing base-year allocation inputs; displayed values and growth are calculated: Advertised post-OEM-support service corroborates continuing commercial participation beyond manufacturer support, but not universal model eligibility.
    - Evidence informing forecast-year allocation inputs; displayed values and growth are calculated: Advertised post-OEM-support service corroborates continuing commercial participation beyond manufacturer support, but not universal model eligibility.

20.7. Italy

Table 450. Italy Medical Imaging Equipment Maintenance Services Market Size, 2017-2040 (USD Million)

Country	2017	2024	2025	2026	2027	2032	2040	CAGR (%)
Italy	**xx.xx**	**xx.xx**	**xx.xx**	**xx.xx**	**xx.xx**	**xx.xx**	**xx.xx**	**xx.xx**

Table 451. Italy Medical Imaging Equipment Maintenance Services Market Size, by Maintenance Function, 2017-2040 (USD Million)

Maintenance Function	2017	2024	2025	2026	2027	2032	2040	CAGR (%)
Combined Preventive and Corrective Maintenance	xx.xx	xx.xx	xx.xx	xx.xx	xx.xx	xx.xx	xx.xx	xx.xx
Corrective Maintenance	xx.xx	xx.xx	xx.xx	xx.xx	xx.xx	xx.xx	xx.xx	xx.xx
Inspection and Verification	xx.xx	xx.xx	xx.xx	xx.xx	xx.xx	xx.xx	xx.xx	xx.xx
Preventive Maintenance	xx.xx	xx.xx	xx.xx	xx.xx	xx.xx	xx.xx	xx.xx	xx.xx
Total	**xx.xx**	**xx.xx**	**xx.xx**	**xx.xx**	**xx.xx**	**xx.xx**	**xx.xx**	**xx.xx**

Table 452. Italy Medical Imaging Equipment Maintenance Services Market Size, by Imaging Modality, 2017-2040 (USD Million)

Imaging Modality	2017	2024	2025	2026	2027	2032	2040	CAGR (%)
Bone Densitometry	xx.xx	xx.xx	xx.xx	xx.xx	xx.xx	xx.xx	xx.xx	xx.xx
Computed Tomography	xx.xx	xx.xx	xx.xx	xx.xx	xx.xx	xx.xx	xx.xx	xx.xx
Dental Radiology	xx.xx	xx.xx	xx.xx	xx.xx	xx.xx	xx.xx	xx.xx	xx.xx
Fluoroscopy and Angiography	xx.xx	xx.xx	xx.xx	xx.xx	xx.xx	xx.xx	xx.xx	xx.xx
General Radiography	xx.xx	xx.xx	xx.xx	xx.xx	xx.xx	xx.xx	xx.xx	xx.xx
Hybrid Imaging	xx.xx	xx.xx	xx.xx	xx.xx	xx.xx	xx.xx	xx.xx	xx.xx
Magnetic Resonance Imaging	xx.xx	xx.xx	xx.xx	xx.xx	xx.xx	xx.xx	xx.xx	xx.xx
Mammography	xx.xx	xx.xx	xx.xx	xx.xx	xx.xx	xx.xx	xx.xx	xx.xx
Nuclear Medicine Imaging	xx.xx	xx.xx	xx.xx	xx.xx	xx.xx	xx.xx	xx.xx	xx.xx
Ultrasound	xx.xx	xx.xx	xx.xx	xx.xx	xx.xx	xx.xx	xx.xx	xx.xx
Total	**xx.xx**	**xx.xx**	**xx.xx**	**xx.xx**	**xx.xx**	**xx.xx**	**xx.xx**	**xx.xx**

Table 453. Italy Medical Imaging Equipment Maintenance Services Market Size, by Hybrid Imaging, 2017-2040 (USD Million)

Hybrid Imaging	2017	2024	2025	2026	2027	2032	2040	CAGR (%)
Hybrid Interventional Imaging	xx.xx	xx.xx	xx.xx	xx.xx	xx.xx	xx.xx	xx.xx	xx.xx
PET/CT	xx.xx	xx.xx	xx.xx	xx.xx	xx.xx	xx.xx	xx.xx	xx.xx
PET/MRI	xx.xx	xx.xx	xx.xx	xx.xx	xx.xx	xx.xx	xx.xx	xx.xx
SPECT/CT	xx.xx	xx.xx	xx.xx	xx.xx	xx.xx	xx.xx	xx.xx	xx.xx
Total	**xx.xx**	**xx.xx**	**xx.xx**	**xx.xx**	**xx.xx**	**xx.xx**	**xx.xx**	**xx.xx**

Table 454. Italy Medical Imaging Equipment Maintenance Services Market Size, by Nuclear Medicine Imaging, 2017-2040 (USD Million)

Nuclear Medicine Imaging	2017	2024	2025	2026	2027	2032	2040	CAGR (%)
Gamma Camera and SPECT Imaging	xx.xx	xx.xx	xx.xx	xx.xx	xx.xx	xx.xx	xx.xx	xx.xx
Standalone PET Imaging	xx.xx	xx.xx	xx.xx	xx.xx	xx.xx	xx.xx	xx.xx	xx.xx
Total	**xx.xx**	**xx.xx**	**xx.xx**	**xx.xx**	**xx.xx**	**xx.xx**	**xx.xx**	**xx.xx**

Table 455. Italy Medical Imaging Equipment Maintenance Services Market Size, by Clinical Use, 2017-2040 (USD Million)

Clinical Use	2017	2024	2025	2026	2027	2032	2040	CAGR (%)
Diagnostic and Screening Imaging	xx.xx	xx.xx	xx.xx	xx.xx	xx.xx	xx.xx	xx.xx	xx.xx
Image-Guided Intervention	xx.xx	xx.xx	xx.xx	xx.xx	xx.xx	xx.xx	xx.xx	xx.xx
Shared-Use Imaging	xx.xx	xx.xx	xx.xx	xx.xx	xx.xx	xx.xx	xx.xx	xx.xx
Treatment-Planning Imaging	xx.xx	xx.xx	xx.xx	xx.xx	xx.xx	xx.xx	xx.xx	xx.xx
Total	**xx.xx**	**xx.xx**	**xx.xx**	**xx.xx**	**xx.xx**	**xx.xx**	**xx.xx**	**xx.xx**

Table 456. Italy Medical Imaging Equipment Maintenance Services Market Size, by End User, 2017-2040 (USD Million)

End User	2017	2024	2025	2026	2027	2032	2040	CAGR (%)
Ambulatory Care Centers	xx.xx	xx.xx	xx.xx	xx.xx	xx.xx	xx.xx	xx.xx	xx.xx
Dental Practices	xx.xx	xx.xx	xx.xx	xx.xx	xx.xx	xx.xx	xx.xx	xx.xx
Diagnostic Imaging Centers	xx.xx	xx.xx	xx.xx	xx.xx	xx.xx	xx.xx	xx.xx	xx.xx
Hospitals	xx.xx	xx.xx	xx.xx	xx.xx	xx.xx	xx.xx	xx.xx	xx.xx
Medical and Allied Health Practices	xx.xx	xx.xx	xx.xx	xx.xx	xx.xx	xx.xx	xx.xx	xx.xx
Mobile Imaging Operators	xx.xx	xx.xx	xx.xx	xx.xx	xx.xx	xx.xx	xx.xx	xx.xx
Total	**xx.xx**	**xx.xx**	**xx.xx**	**xx.xx**	**xx.xx**	**xx.xx**	**xx.xx**	**xx.xx**

Table 457. Italy Medical Imaging Equipment Maintenance Services Market Size, by Service Delivery, 2017-2040 (USD Million)

Service Delivery	2017	2024	2025	2026	2027	2032	2040	CAGR (%)
Depot Repair	xx.xx	xx.xx	xx.xx	xx.xx	xx.xx	xx.xx	xx.xx	xx.xx
Integrated Service Delivery	xx.xx	xx.xx	xx.xx	xx.xx	xx.xx	xx.xx	xx.xx	xx.xx
On-Site Service	xx.xx	xx.xx	xx.xx	xx.xx	xx.xx	xx.xx	xx.xx	xx.xx
Remote Service	xx.xx	xx.xx	xx.xx	xx.xx	xx.xx	xx.xx	xx.xx	xx.xx
Total	**xx.xx**	**xx.xx**	**xx.xx**	**xx.xx**	**xx.xx**	**xx.xx**	**xx.xx**	**xx.xx**

Table 458. Italy Medical Imaging Equipment Maintenance Services Market Size, by Procurement Route, 2017-2040 (USD Million)

Procurement Route	2017	2024	2025	2026	2027	2032	2040	CAGR (%)
Framework and Master-Agreement Orders	xx.xx	xx.xx	xx.xx	xx.xx	xx.xx	xx.xx	xx.xx	xx.xx
Standalone Procurement	xx.xx	xx.xx	xx.xx	xx.xx	xx.xx	xx.xx	xx.xx	xx.xx
Total	**xx.xx**	**xx.xx**	**xx.xx**	**xx.xx**	**xx.xx**	**xx.xx**	**xx.xx**	**xx.xx**

Table 459. Italy Medical Imaging Equipment Maintenance Services Market Size, by Service Provider Relationship, 2017-2040 (USD Million)

Service Provider Relationship	2017	2024	2025	2026	2027	2032	2040	CAGR (%)
Manufacturer-Provided Service	xx.xx	xx.xx	xx.xx	xx.xx	xx.xx	xx.xx	xx.xx	xx.xx
Third-Party Service	xx.xx	xx.xx	xx.xx	xx.xx	xx.xx	xx.xx	xx.xx	xx.xx
Total	**xx.xx**	**xx.xx**	**xx.xx**	**xx.xx**	**xx.xx**	**xx.xx**	**xx.xx**	**xx.xx**

Table 460. Italy Medical Imaging Equipment Maintenance Services Market Size, by Contract Coverage, 2017-2040 (USD Million)

Contract Coverage	2017	2024	2025	2026	2027	2032	2040	CAGR (%)
Event-Specific Service	xx.xx	xx.xx	xx.xx	xx.xx	xx.xx	xx.xx	xx.xx	xx.xx
Full-Service Coverage	xx.xx	xx.xx	xx.xx	xx.xx	xx.xx	xx.xx	xx.xx	xx.xx
Limited-Service Coverage	xx.xx	xx.xx	xx.xx	xx.xx	xx.xx	xx.xx	xx.xx	xx.xx
Shared Maintenance Coverage	xx.xx	xx.xx	xx.xx	xx.xx	xx.xx	xx.xx	xx.xx	xx.xx
Total	**xx.xx**	**xx.xx**	**xx.xx**	**xx.xx**	**xx.xx**	**xx.xx**	**xx.xx**	**xx.xx**

Table 461. Italy Medical Imaging Equipment Maintenance Services Market Size, by Pricing Model, 2017-2040 (USD Million)

Pricing Model	2017	2024	2025	2026	2027	2032	2040	CAGR (%)
Fixed Per-Event Fees	xx.xx	xx.xx	xx.xx	xx.xx	xx.xx	xx.xx	xx.xx	xx.xx
Fixed Periodic Fees	xx.xx	xx.xx	xx.xx	xx.xx	xx.xx	xx.xx	xx.xx	xx.xx
Hybrid Pricing	xx.xx	xx.xx	xx.xx	xx.xx	xx.xx	xx.xx	xx.xx	xx.xx
Time-and-Materials Pricing	xx.xx	xx.xx	xx.xx	xx.xx	xx.xx	xx.xx	xx.xx	xx.xx
Usage-Based Fees	xx.xx	xx.xx	xx.xx	xx.xx	xx.xx	xx.xx	xx.xx	xx.xx
Total	**xx.xx**	**xx.xx**	**xx.xx**	**xx.xx**	**xx.xx**	**xx.xx**	**xx.xx**	**xx.xx**

Table 462. Italy Medical Imaging Equipment Maintenance Services Market Size, by Vendor Scope, 2017-2040 (USD Million)

Vendor Scope	2017	2024	2025	2026	2027	2032	2040	CAGR (%)
Multi-Vendor Coverage	xx.xx	xx.xx	xx.xx	xx.xx	xx.xx	xx.xx	xx.xx	xx.xx
Single-Vendor Coverage	xx.xx	xx.xx	xx.xx	xx.xx	xx.xx	xx.xx	xx.xx	xx.xx
Total	**xx.xx**	**xx.xx**	**xx.xx**	**xx.xx**	**xx.xx**	**xx.xx**	**xx.xx**	**xx.xx**

Table 463. Italy Medical Imaging Equipment Maintenance Services Market Size, by Equipment Support Lifecycle, 2017-2040 (USD Million)

Equipment Support Lifecycle	2017	2024	2025	2026	2027	2032	2040	CAGR (%)
Beyond Manufacturer Support	xx.xx	xx.xx	xx.xx	xx.xx	xx.xx	xx.xx	xx.xx	xx.xx
Within Manufacturer Support	xx.xx	xx.xx	xx.xx	xx.xx	xx.xx	xx.xx	xx.xx	xx.xx
Total	**xx.xx**	**xx.xx**	**xx.xx**	**xx.xx**	**xx.xx**	**xx.xx**	**xx.xx**	**xx.xx**

Sources & Evidence

1. GE HealthCare Technologies Inc. - 2025 Form 10-K
   - Evidence informing the 2023 market-value input; displayed series and growth include calculations: Reported services revenue of USD xx.xx supplies a historical commercial-activity proxy; it is broader than imaging maintenance.
   - Evidence informing the 2024 market-value input; displayed series and growth include calculations: Reported services revenue of USD xx.xx supplies the comparable historical proxy.
2. GE HealthCare Technologies Inc. - 2022 Form 10-K
   - Evidence informing the 2020 market-value input; displayed series and growth include calculations: Services revenue of USD xx.xx anchors the high-cost equipment cohort's historical activity index.
   - Evidence informing the 2021 market-value input; displayed series and growth include calculations: Services revenue of USD xx.xx supplies the comparable activity index.
   - Evidence informing the 2022 market-value input; displayed series and growth include calculations: Services revenue of USD xx.xx supplies the activity index. The filing attributes the services decline primarily to unfavorable currency effects.
3. Health at a Glance 2025 - Diagnostic Technologies
   - Evidence informing the 2032 market-value input; displayed series and growth include calculations: Long-run increases in imaging activity support continued equipment demand; examination volumes are not substituted for maintenance revenue.
   - Evidence informing the 2040 market-value input; displayed series and growth include calculations: The observed country variation and incomplete coverage constrain long-run stock-growth assumptions and prohibit uniform worldwide density extrapolation.
4. OnWatch Predict
   - Evidence informing the 2032 market-value input; displayed series and growth include calculations: Conditional reported benefits support considering a service-efficiency counterforce, not applying downtime reductions directly to service revenue.
   - Evidence informing the 2040 market-value input; displayed series and growth include calculations: The offering supports retaining human and component fulfillment costs in the long-run forecast; it does not establish autonomous servicing or engineer replacement.

5. Unite In-House Service Solutions
   - Evidence informing the 2032 market-value input; displayed series and growth include calculations: The retained-labor boundary supports the modeled purchased-scope counterforce, without measuring future adoption.
   - Evidence informing the 2040 market-value input; displayed series and growth include calculations: The offering supports maintaining a distinction between installed equipment obligations and externally purchased service expenditure.
   - Evidence informing base-year allocation inputs; displayed values and growth are calculated: The offering excludes included onsite and planned-maintenance labor, supporting retained-work and purchased-payment distinctions, not observed adoption. ([gehealthcare.com](https://www.gehealthcare.com/en/services/unite-in-house))
   - Evidence informing forecast-year allocation inputs; displayed values and growth are calculated: The offering excludes included onsite and planned-maintenance labor, supporting retained-work and purchased-payment distinctions, not observed adoption. ([gehealthcare.com](https://www.gehealthcare.com/en/services/unite-in-house))
   - Evidence informing base-year allocation inputs; displayed values and growth are calculated: The published xx.xx% remote fix rate is a case-resolution observation, not remote-only revenue. Separately billed on-site labor supports the responsibility distinction.
   - Evidence informing forecast-year allocation inputs; displayed values and growth are calculated: The published xx.xx% remote fix rate is a case-resolution observation, not remote-only revenue. Separately billed on-site labor supports the responsibility distinction.
   - Evidence informing base-year allocation inputs; displayed values and growth are calculated: Excluded on-site and planned-maintenance labor prevents interpreting every remote-support plan as inclusive integrated fulfillment.
   - Evidence informing forecast-year allocation inputs; displayed values and growth are calculated: Excluded on-site and planned-maintenance labor prevents interpreting every remote-support plan as inclusive integrated fulfillment.
   - Evidence informing base-year allocation inputs; displayed values and growth are calculated: Periodic support with additional billed labor or parts supports mixed payment components rather than universal fixed full coverage.
   - Evidence informing forecast-year allocation inputs; displayed values and growth are calculated: Periodic support with additional billed labor or parts supports mixed payment components rather than universal fixed full coverage.
   - Evidence informing base-year allocation inputs; displayed values and growth are calculated: Enterprise offerings covering GE HealthCare assets establish an own-brand agreement example without measuring its market penetration.
   - Evidence informing forecast-year allocation inputs; displayed values and growth are calculated: Enterprise offerings covering GE HealthCare assets establish an own-brand agreement example without measuring its market penetration.

6. Philips Standard Terms and Conditions of Service, Revision 23, April 2024
   - Evidence informing the 2032 market-value input; displayed series and growth include calculations: Published lifecycle terms condition post-End-of-Life repair on parts and trained-personnel availability and remove the earlier uptime guarantee. These constrain assumed indefinite support extension.
   - Evidence informing the 2040 market-value input; displayed series and growth include calculations: The lifecycle conditions support including retirement and support limitations in long-run growth assumptions, but do not establish a dated global withdrawal event.
   - Evidence informing base-year allocation inputs; displayed values and growth are calculated: Post-End-of-Life obligations change materially, supporting a declared-support endpoint rather than an automatic equipment-age threshold.
   - Evidence informing forecast-year allocation inputs; displayed values and growth are calculated: Post-End-of-Life obligations change materially, supporting a declared-support endpoint rather than an automatic equipment-age threshold.
   - Evidence informing base-year allocation inputs; displayed values and growth are calculated: Post-endpoint repair depends on parts and trained-personnel availability without the earlier uptime guarantee; continuing service is conditional, not indefinite.
   - Evidence informing forecast-year allocation inputs; displayed values and growth are calculated: Post-endpoint repair depends on parts and trained-personnel availability without the earlier uptime guarantee; continuing service is conditional, not indefinite.
7. Health at a Glance 2025 - Diagnostic Technologies
   - Evidence informing base-year allocation inputs; displayed values and growth are calculated: Imaging-stock comparator.
   - Evidence informing forecast-year allocation inputs; displayed values and growth are calculated: Imaging-stock comparator.

8. RadNet, Inc. - 2025 Form 10-K
   - Evidence informing base-year allocation inputs; displayed values and growth are calculated: The disclosed X-ray fleet provides a buyer-footprint check, not global maintenance revenue. ([sec.gov](https://www.sec.gov/Archives/edgar/data/xx.xx/xx.xx/rdnt-xx.xx.htm))
   - Evidence informing forecast-year allocation inputs; displayed values and growth are calculated: The disclosed X-ray fleet provides a buyer-footprint check, not global maintenance revenue. ([sec.gov](https://www.sec.gov/Archives/edgar/data/xx.xx/xx.xx/rdnt-xx.xx.htm))
   - Evidence informing base-year allocation inputs; displayed values and growth are calculated: The disclosed fluoroscopy fleet constrains the outpatient comparator's scope. ([sec.gov](https://www.sec.gov/Archives/edgar/data/xx.xx/xx.xx/rdnt-xx.xx.htm))
   - Evidence informing forecast-year allocation inputs; displayed values and growth are calculated: The disclosed fluoroscopy fleet constrains the outpatient comparator's scope. ([sec.gov](https://www.sec.gov/Archives/edgar/data/xx.xx/xx.xx/rdnt-xx.xx.htm))
   - Evidence informing base-year allocation inputs; displayed values and growth are calculated: CT fleet changes provide an independent relative-activity check. ([sec.gov](https://www.sec.gov/Archives/edgar/data/xx.xx/xx.xx/rdnt-xx.xx.htm))
   - Evidence informing forecast-year allocation inputs; displayed values and growth are calculated: CT fleet changes provide an independent relative-activity check. ([sec.gov](https://www.sec.gov/Archives/edgar/data/xx.xx/xx.xx/rdnt-xx.xx.htm))
   - Evidence informing base-year allocation inputs; displayed values and growth are calculated: MRI fleet changes inform a restrained relative-growth assumption. ([sec.gov](https://www.sec.gov/Archives/edgar/data/xx.xx/xx.xx/rdnt-xx.xx.htm))
   - Evidence informing forecast-year allocation inputs; displayed values and growth are calculated: MRI fleet changes inform a restrained relative-growth assumption. ([sec.gov](https://www.sec.gov/Archives/edgar/data/xx.xx/xx.xx/rdnt-xx.xx.htm))
   - Evidence informing base-year allocation inputs; displayed values and growth are calculated: Ultrasound fleet disclosure supplies a commercial-stock comparator. ([sec.gov](https://www.sec.gov/Archives/edgar/data/xx.xx/xx.xx/rdnt-xx.xx.htm))
   - Evidence informing forecast-year allocation inputs; displayed values and growth are calculated: Ultrasound fleet disclosure supplies a commercial-stock comparator. ([sec.gov](https://www.sec.gov/Archives/edgar/data/xx.xx/xx.xx/rdnt-xx.xx.htm))
   - Evidence informing base-year allocation inputs; displayed values and growth are calculated: Mammography fleet disclosure supplies a commercial-stock comparator. ([sec.gov](https://www.sec.gov/Archives/edgar/data/xx.xx/xx.xx/rdnt-xx.xx.htm))
   - Evidence informing forecast-year allocation inputs; displayed values and growth are calculated: Mammography fleet disclosure supplies a commercial-stock comparator. ([sec.gov](https://www.sec.gov/Archives/edgar/data/xx.xx/xx.xx/rdnt-xx.xx.htm))
   - Evidence informing base-year allocation inputs; displayed values and growth are calculated: PET/CT fleet growth provides a differentiated adoption comparator. ([sec.gov](https://www.sec.gov/Archives/edgar/data/xx.xx/xx.xx/rdnt-xx.xx.htm))
   - Evidence informing forecast-year allocation inputs; displayed values and growth are calculated: PET/CT fleet growth provides a differentiated adoption comparator. ([sec.gov](https://www.sec.gov/Archives/edgar/data/xx.xx/xx.xx/rdnt-xx.xx.htm))
   - Evidence informing base-year allocation inputs; displayed values and growth are calculated: Manufacturer service arrangements corroborate buyer-side participation, without a spending split. ([sec.gov](https://www.sec.gov/Archives/edgar/data/xx.xx/xx.xx/rdnt-xx.xx.htm))
   - Evidence informing forecast-year allocation inputs; displayed values and growth are calculated: Manufacturer service arrangements corroborate buyer-side participation, without a spending split. ([sec.gov](https://www.sec.gov/Archives/edgar/data/xx.xx/xx.xx/rdnt-xx.xx.htm))
   - Evidence informing base-year allocation inputs; displayed values and growth are calculated: The operator reports external manufacturer-service arrangements and modality fleets. Applying inherited fees produces a modeled fleet-activity index, not observed maintenance expense.
   - Evidence informing forecast-year allocation inputs; displayed values and growth are calculated: The operator reports external manufacturer-service arrangements and modality fleets. Applying inherited fees produces a modeled fleet-activity index, not observed maintenance expense.
   - Evidence informing base-year allocation inputs; displayed values and growth are calculated: The disclosed outpatient fleet is counterevidence against treating hospital-heavy national samples as universal buyer distributions.
   - Evidence informing forecast-year allocation inputs; displayed values and growth are calculated: The disclosed

9. Contracting in Medical Equipment Maintenance Services: An Empirical Investigation
   - Evidence informing base-year allocation inputs; displayed values and growth are calculated: The historical scanner dataset supplies observed plan-selection proportions, not current global value shares. ([business.columbia.edu](https://business.columbia.edu/sites/default/files-efs/pubfiles/xx.xx/besbes_contracting.pdf))
   - Evidence informing forecast-year allocation inputs; displayed values and growth are calculated: The historical scanner dataset supplies observed plan-selection proportions, not current global value shares. ([business.columbia.edu](https://business.columbia.edu/sites/default/files-efs/pubfiles/xx.xx/besbes_contracting.pdf))
   - Evidence informing base-year allocation inputs; displayed values and growth are calculated: Basic and partial plans constrain the narrower-standing-coverage model. ([business.columbia.edu](https://business.columbia.edu/sites/default/files-efs/pubfiles/xx.xx/besbes_contracting.pdf))
   - Evidence informing forecast-year allocation inputs; displayed values and growth are calculated: Basic and partial plans constrain the narrower-standing-coverage model. ([business.columbia.edu](https://business.columbia.edu/sites/default/files-efs/pubfiles/xx.xx/besbes_contracting.pdf))
   - Evidence informing base-year allocation inputs; displayed values and growth are calculated: Preventive obligations coexist with differing repair coverage or charging in the studied plans. ([business.columbia.edu](https://business.columbia.edu/sites/default/files-efs/pubfiles/xx.xx/besbes_contracting.pdf))
   - Evidence informing forecast-year allocation inputs; displayed values and growth are calculated: Preventive obligations coexist with differing repair coverage or charging in the studied plans. ([business.columbia.edu](https://business.columbia.edu/sites/default/files-efs/pubfiles/xx.xx/besbes_contracting.pdf))
   - Evidence informing base-year allocation inputs; displayed values and growth are calculated: Historical full-protection selection supplies a purchasing primitive, converted from plan counts to value using an explicit relative-spending assumption.
   - Evidence informing forecast-year allocation inputs; displayed values and growth are calculated: Historical full-protection selection supplies a purchasing primitive, converted from plan counts to value using an explicit relative-spending assumption.
   - Evidence informing base-year allocation inputs; displayed values and growth are calculated: Basic and partial plans contain annual fees plus variable charges, supporting Hybrid Pricing and preventing misclassification as pure time-and-materials.
   - Evidence informing forecast-year allocation inputs; displayed values and growth are calculated: Basic and partial plans contain annual fees plus variable charges, supporting Hybrid Pricing and preventing misclassification as pure time-and-materials.
   - Evidence informing base-year allocation inputs; displayed values and growth are calculated: The study's time-and-materials label includes an annual fee; it constrains exclusions from the pure no-retainer numerator rather than observing that category's current share.
   - Evidence informing forecast-year allocation inputs; displayed values and growth are calculated: The study's time-and-materials label includes an annual fee; it constrains exclusions from the pure no-retainer numerator rather than observing that category's current share.

10. Appendix 3: Framework Agreement Specification-Maintenance, Repair and Calibration of Medical Equipment

- Evidence informing base-year allocation inputs; displayed values and growth are calculated: Comprehensive procurement coverage combines scheduled maintenance and repairs. ([sccl.nhs.uk](https://www.sccl.nhs.uk/wp-content/uploads/2023/xx.xx/Maintenance-Appendix-xx.xx-Framework-Specification.pdf))
- Evidence informing forecast-year allocation inputs; displayed values and growth are calculated: Comprehensive procurement coverage combines scheduled maintenance and repairs. ([sccl.nhs.uk](https://www.sccl.nhs.uk/wp-content/uploads/2023/xx.xx/Maintenance-Appendix-xx.xx-Framework-Specification.pdf))
- Evidence informing base-year allocation inputs; displayed values and growth are calculated: Comprehensive cover and case-specific component treatment support obligation-based classification. ([sccl.nhs.uk](https://www.sccl.nhs.uk/wp-content/uploads/2023/xx.xx/Maintenance-Appendix-xx.xx-Framework-Specification.pdf))
- Evidence informing forecast-year allocation inputs; displayed values and growth are calculated: Comprehensive cover and case-specific component treatment support obligation-based classification. ([sccl.nhs.uk](https://www.sccl.nhs.uk/wp-content/uploads/2023/xx.xx/Maintenance-Appendix-xx.xx-Framework-Specification.pdf))
- Evidence informing base-year allocation inputs; displayed values and growth are calculated: Preventive-only, labor-only and component-limited options establish narrower standing obligations. ([sccl.nhs.uk](https://www.sccl.nhs.uk/wp-content/uploads/2023/xx.xx/Maintenance-Appendix-xx.xx-Framework-Specification.pdf))
- Evidence informing forecast-year allocation inputs; displayed values and growth are calculated: Preventive-only, labor-only and component-limited options establish narrower standing obligations. ([sccl.nhs.uk](https://www.sccl.nhs.uk/wp-content/uploads/2023/xx.xx/Maintenance-Appendix-xx.xx-Framework-Specification.pdf))
- Evidence informing base-year allocation inputs; displayed values and growth are calculated: Collaborative cover explicitly divides work between buyer and supplier. ([sccl.nhs.uk](https://www.sccl.nhs.uk/wp-content/uploads/2023/xx.xx/Maintenance-Appendix-xx.xx-Framework-Specification.pdf))
- Evidence informing forecast-year allocation inputs; displayed values and growth are calculated: Collaborative cover explicitly divides work between buyer and supplier. ([sccl.nhs.uk](https://www.sccl.nhs.uk/wp-content/uploads/2023/xx.xx/Maintenance-Appendix-xx.xx-Framework-Specification.pdf))

11. What's Included in Preventative Maintenance?

- Evidence informing base-year allocation inputs; displayed values and growth are calculated: Published PM-only monthly prices provide annualized narrow-service monetary anchors; they are not full-contract prices. ([blockimaging.com](https://www.blockimaging.com/blog/bid/xx.xx/what-s-included-in-imaging-equipment-preventative-maintenance-really))
- Evidence informing forecast-year allocation inputs; displayed values and growth are calculated: Published PM-only monthly prices provide annualized narrow-service monetary anchors; they are not full-contract prices. ([blockimaging.com](https://www.blockimaging.com/blog/bid/xx.xx/what-s-included-in-imaging-equipment-preventative-maintenance-really))
- Evidence informing base-year allocation inputs; displayed values and growth are calculated: Separately offered PM-only pricing constrains the relative-payment assumption for narrower coverage. ([blockimaging.com](https://www.blockimaging.com/blog/bid/xx.xx/what-s-included-in-imaging-equipment-preventative-maintenance-really))
- Evidence informing forecast-year allocation inputs; displayed values and growth are calculated: Separately offered PM-only pricing constrains the relative-payment assumption for narrower coverage. ([blockimaging.com](https://www.blockimaging.com/blog/bid/xx.xx/what-s-included-in-imaging-equipment-preventative-maintenance-really))

12. X-ray equipment performance surveys
    - Evidence informing base-year allocation inputs; displayed values and growth are calculated: A public healthcare provider separately offers equipment-performance surveys, corroborating an assessment deliverable without measuring its market share. ([uhb.nhs.uk](https://www.uhb.nhs.uk/services/radiation-protection/x-ray-equipment-performance-surveys/))
    - Evidence informing forecast-year allocation inputs; displayed values and growth are calculated: A public healthcare provider separately offers equipment-performance surveys, corroborating an assessment deliverable without measuring its market share. ([uhb.nhs.uk](https://www.uhb.nhs.uk/services/radiation-protection/x-ray-equipment-performance-surveys/))
13. High-Tech Medical Equipment: VA Has Opportunities to Improve Its Acquisition of Maintenance Services
    - Evidence informing base-year allocation inputs; displayed values and growth are calculated: Procurement-selected imaging service obligations and access constraints provide an OEM-retention counterweight, not a global maintenance share. ([gao.gov](https://www.gao.gov/assets/gao-xx.xx-xx.xx.pdf))
    - Evidence informing forecast-year allocation inputs; displayed values and growth are calculated: Procurement-selected imaging service obligations and access constraints provide an OEM-retention counterweight, not a global maintenance share. ([gao.gov](https://www.gao.gov/assets/gao-xx.xx-xx.xx.pdf))
    - Evidence informing base-year allocation inputs; displayed values and growth are calculated: Bounded third-party access-delay examples qualify frictionless substitution assumptions without establishing universal unsuitability. ([gao.gov](https://www.gao.gov/assets/gao-xx.xx-xx.xx.pdf))
    - Evidence informing forecast-year allocation inputs; displayed values and growth are calculated: Bounded third-party access-delay examples qualify frictionless substitution assumptions without establishing universal unsuitability. ([gao.gov](https://www.gao.gov/assets/gao-xx.xx-xx.xx.pdf))
    - Evidence informing base-year allocation inputs; displayed values and growth are calculated: Inspected route counts include xx.xx standalone contracts; the selected federal sample is adjusted rather than treated as Global spending prevalence.
    - Evidence informing forecast-year allocation inputs; displayed values and growth are calculated: Inspected route counts include xx.xx standalone contracts; the selected federal sample is adjusted rather than treated as Global spending prevalence.
    - Evidence informing base-year allocation inputs; displayed values and growth are calculated: Forty-two HTME and four Federal Supply Schedule orders supply the identifiable agreement-order count for a modeled relative-value bridge.
    - Evidence informing forecast-year allocation inputs; displayed values and growth are calculated: Forty-two HTME and four Federal Supply Schedule orders supply the identifiable agreement-order count for a modeled relative-value bridge.
14. Transcript: Final Guidance: Remanufacturing of Medical Devices, September 10, 2024
    - Evidence informing base-year allocation inputs; displayed values and growth are calculated: Manufacturer and third-party servicing roles depend on the particular device, supporting asset-specific attribution. ([fda.gov](https://www.fda.gov/media/xx.xx/download?attachment=))
    - Evidence informing forecast-year allocation inputs; displayed values and growth are calculated: Manufacturer and third-party servicing roles depend on the particular device, supporting asset-specific attribution. ([fda.gov](https://www.fda.gov/media/xx.xx/download?attachment=))
    - Evidence informing base-year allocation inputs; displayed values and growth are calculated: An OEM can service another entity's device as a third-party servicer. ([fda.gov](https://www.fda.gov/media/xx.xx/download?attachment=))
    - Evidence informing forecast-year allocation inputs; displayed values and growth are calculated: An OEM can service another entity's device as a third-party servicer. ([fda.gov](https://www.fda.gov/media/xx.xx/download?attachment=))

15. Multi-vendor services
    - Evidence informing base-year allocation inputs; displayed values and growth are calculated: The advertised Philips and non-Philips service scope demonstrates why corporate identity alone cannot establish OEM attribution.
    ([usa.philips.com](https://www.usa.philips.com/healthcare/service/healthcare-multi-vendor-services))
    - Evidence informing forecast-year allocation inputs; displayed values and growth are calculated: The advertised Philips and non-Philips service scope demonstrates why corporate identity alone cannot establish OEM attribution.
    ([usa.philips.com](https://www.usa.philips.com/healthcare/service/healthcare-multi-vendor-services))
    - Evidence informing base-year allocation inputs; displayed values and growth are calculated: Non-Philips equipment servicing establishes a commercial cross-manufacturer role, not its revenue proportion.
    ([usa.philips.com](https://www.usa.philips.com/healthcare/service/healthcare-multi-vendor-services))
    - Evidence informing forecast-year allocation inputs; displayed values and growth are calculated: Non-Philips equipment servicing establishes a commercial cross-manufacturer role, not its revenue proportion.
    ([usa.philips.com](https://www.usa.philips.com/healthcare/service/healthcare-multi-vendor-services))
    - Evidence informing base-year allocation inputs; displayed values and growth are calculated: Consolidated support for Philips and non-Philips equipment establishes agreement-level multi-vendor coverage; staffing scale and parts access do not measure penetration.
    - Evidence informing forecast-year allocation inputs; displayed values and growth are calculated: Consolidated support for Philips and non-Philips equipment establishes agreement-level multi-vendor coverage; staffing scale and parts access do not measure penetration.
16. San Bernardino County - File 11902: Asset Management Agreement with Renovo Solutions LLC for Maintenance Services
    - Evidence informing base-year allocation inputs; displayed values and growth are calculated: The approved 2025 three-year, xx.xx-asset agreement supplies a monetary third-party purchasing counterexample; approved value is not realized annual revenue.
    ([sanbernardino.legistar.com](https://sanbernardino.legistar.com/LegislationDetail.aspx?GUID=06EA5122-33FD-472E-B939-A8FA6E015FEB&ID=xx.xx&Options=&Search=))
    - Evidence informing forecast-year allocation inputs; displayed values and growth are calculated: The approved 2025 three-year, xx.xx-asset agreement supplies a monetary third-party purchasing counterexample; approved value is not realized annual revenue.
    ([sanbernardino.legistar.com](https://sanbernardino.legistar.com/LegislationDetail.aspx?GUID=06EA5122-33FD-472E-B939-A8FA6E015FEB&ID=xx.xx&Options=&Search=))
    - Evidence informing base-year allocation inputs; displayed values and growth are calculated: The public agreement combines scheduled maintenance, repairs and parts, supporting combined purchased obligations.
    ([sanbernardino.legistar.com](https://sanbernardino.legistar.com/LegislationDetail.aspx?GUID=06EA5122-33FD-472E-B939-A8FA6E015FEB&ID=xx.xx&Options=&Search=))
    - Evidence informing forecast-year allocation inputs; displayed values and growth are calculated: The public agreement combines scheduled maintenance, repairs and parts, supporting combined purchased obligations.
    ([sanbernardino.legistar.com](https://sanbernardino.legistar.com/LegislationDetail.aspx?GUID=06EA5122-33FD-472E-B939-A8FA6E015FEB&ID=xx.xx&Options=&Search=))
17. Radiation Protection in Newer Medical Imaging Techniques: PET/CT - Safety Reports Series No. 58
    - Evidence informing forecast-year allocation inputs; displayed values and growth are calculated: The 2008 commercial equipment-sales discussion supports historical standalone-to-hybrid substitution, not a current maintenance share or retirement rate.
    ([www-pub.iaea.org](https://www-pub.iaea.org/MTCD/Publications/PDF/pub1343_web.pdf))
    - Evidence informing forecast-year allocation inputs; displayed values and growth are calculated: Historical PET/CT equipment adoption supplies a directional substitution premise, not contemporary service revenue.
    ([www-pub.iaea.org](https://www-pub.iaea.org/MTCD/Publications/PDF/pub1343_web.pdf))

18. Nexaris-At the nexus of treatment innovation

    · Evidence informing base-year allocation inputs; displayed values and growth are calculated: Named Angio-CT and Angio-MR-CT offerings corroborate integrated interventional configurations, not their maintenance terms, installed count or revenue.
    ([siemens-healthineers.com](https://www.siemens-healthineers.com/angio/nexaris-therapy-suites))

    · Evidence informing forecast-year allocation inputs; displayed values and growth are calculated: Named Angio-CT and Angio-MR-CT offerings corroborate integrated interventional configurations, not their maintenance terms, installed count or revenue.
    ([siemens-healthineers.com](https://www.siemens-healthineers.com/angio/nexaris-therapy-suites))

19. Development of Applications for the Elmammo Avant Class Dedicated Breast PET System

    · Evidence informing base-year allocation inputs; displayed values and growth are calculated: Ten dedicated-PET installations reported by August 2017 establish dated niche commercial activity, not current worldwide stock.
    ([shimadzu.com](https://www.shimadzu.com/about/magazine/tec_news/srv74_12/report08.html))

    · Evidence informing forecast-year allocation inputs; displayed values and growth are calculated: Ten dedicated-PET installations reported by August 2017 establish dated niche commercial activity, not current worldwide stock.
    ([shimadzu.com](https://www.shimadzu.com/about/magazine/tec_news/srv74_12/report08.html))

20. Release of High-Resolution PET System PositView Utilizing High Resolution to Support Research and Development into Diagnosis and Early Treatment for Dementia

    · Evidence informing base-year allocation inputs; displayed values and growth are calculated: The July xx.xx 2025 U.S. marketing announcement provides counterevidence to treating all standalone PET activity as declining legacy systems; maintenance adoption remains unmeasured.
    ([shimadzu-usa.com](https://www.shimadzu-usa.com/news/2025/2025jul25.html))

    · Evidence informing forecast-year allocation inputs; displayed values and growth are calculated: The July xx.xx 2025 U.S. marketing announcement provides counterevidence to treating all standalone PET activity as declining legacy systems; maintenance adoption remains unmeasured.
    ([shimadzu-usa.com](https://www.shimadzu-usa.com/news/2025/2025jul25.html))

21. DIrectory of RAdiotherapy Centres (DIRAC)

    · Evidence informing base-year allocation inputs; displayed values and growth are calculated: Current registry footprint exceeds xx.xx radiotherapy centres; this constrains the assumed treatment-planning customer pool but does not report 2025 simulator stocks or maintenance revenue.

    · Evidence informing forecast-year allocation inputs; displayed values and growth are calculated: Current registry footprint exceeds xx.xx radiotherapy centres; this constrains the assumed treatment-planning customer pool but does not report 2025 simulator stocks or maintenance revenue.

22. Maintenance of the Somatom Definition AS CT simulator from Siemens

    · Evidence informing forecast-year allocation inputs; displayed values and growth are calculated: CT-simulator maintenance was awarded September xx.xx 2026 for EUR xx.xx. Unknown contract duration prevents conversion into annual spending; the award supports a distinct purchased planning-asset obligation.

23. Canadian Medical Imaging Inventory 2022-2023: Provincial and Territorial Overview
    - Evidence informing base-year allocation inputs; displayed values and growth are calculated: Reported hospital and private-facility site types constrain buyer attribution, with explicit regional and classification limitations.
    - Evidence informing forecast-year allocation inputs; displayed values and growth are calculated: Reported hospital and private-facility site types constrain buyer attribution, with explicit regional and classification limitations.
    - Evidence informing base-year allocation inputs; displayed values and growth are calculated: Private-site participation supplies an outpatient calibration lead; private ownership is not equated automatically with imaging-centre status.
    - Evidence informing forecast-year allocation inputs; displayed values and growth are calculated: Private-site participation supplies an outpatient calibration lead; private ownership is not equated automatically with imaging-centre status.
    - Evidence informing base-year allocation inputs; displayed values and growth are calculated: Modality-specific 2022-2023 age distributions supply observed inputs to the explicitly assumed age-to-support-endpoint bridge.
    - Evidence informing forecast-year allocation inputs; displayed values and growth are calculated: Modality-specific 2022-2023 age distributions supply observed inputs to the explicitly assumed age-to-support-endpoint bridge.
    - Evidence informing base-year allocation inputs; displayed values and growth are calculated: Older-equipment distributions constrain the beyond-support model but do not directly measure manufacturer support withdrawal.
    - Evidence informing forecast-year allocation inputs; displayed values and growth are calculated: Older-equipment distributions constrain the beyond-support model but do not directly measure manufacturer support withdrawal.
24. MLN909060 - Independent Diagnostic Testing Facility, February 2026
    - Evidence informing forecast-year allocation inputs; displayed values and growth are calculated: Official mobile-IDTF distinctions separate clinical operators from equipment/personnel leasing and establish a maintenance responsibility, not an outsourcing percentage.
25. Maintenance service agreements
    - Evidence informing base-year allocation inputs; displayed values and growth are calculated: Approximately xx.xx% remotely resolved corrective cases constrain channel assumptions but cannot be substituted for remote-only spending.
    - Evidence informing forecast-year allocation inputs; displayed values and growth are calculated: Approximately xx.xx% remotely resolved corrective cases constrain channel assumptions but cannot be substituted for remote-only spending.
    - Evidence informing base-year allocation inputs; displayed values and growth are calculated: RightFit combines field and remote expertise under customizable agreements, supporting an inseparable integrated-obligation category.
    - Evidence informing forecast-year allocation inputs; displayed values and growth are calculated: RightFit combines field and remote expertise under customizable agreements, supporting an inseparable integrated-obligation category.
    - Evidence informing base-year allocation inputs; displayed values and growth are calculated: Field-engineer access remains part of the commercial offering; remote resolution does not eliminate purchased attendance obligations.
    - Evidence informing forecast-year allocation inputs; displayed values and growth are calculated: Field-engineer access remains part of the commercial offering; remote resolution does not eliminate purchased attendance obligations.

26. Portable Ultrasound Repair Depot
    - Evidence informing base-year allocation inputs; displayed values and growth are calculated: Accepted portable ultrasound systems are repaired at a service centre, supporting a system-level depot channel with eligibility and repaired-portion limits.
    - Evidence informing forecast-year allocation inputs; displayed values and growth are calculated: Accepted portable ultrasound systems are repaired at a service centre, supporting a system-level depot channel with eligibility and repaired-portion limits.
    - Evidence informing base-year allocation inputs; displayed values and growth are calculated: Flat-rate repair for eligible jobs establishes event-specific pricing, while excluded cases receive alternative quotations; adoption is not disclosed.
    - Evidence informing forecast-year allocation inputs; displayed values and growth are calculated: Flat-rate repair for eligible jobs establishes event-specific pricing, while excluded cases receive alternative quotations; adoption is not disclosed.
27. Managed Neutral Vendor Services
    - Evidence informing forecast-year allocation inputs; displayed values and growth are calculated: The managed framework runs January xx.xx 2026-January xx.xx 2030 and requires mini-competition. It supports route availability, not realized maintenance revenue or guaranteed continuation to 2032.
28. TruPay - GE HealthCare commercial brochure
    - Evidence informing base-year allocation inputs; displayed values and growth are calculated: The official brochure has a fixed first-xx.xx-patient price plus further usage slabs, supporting minimum-plus-variable classification when both components apply.
    - Evidence informing forecast-year allocation inputs; displayed values and growth are calculated: The official brochure has a fixed first-xx.xx-patient price plus further usage slabs, supporting minimum-plus-variable classification when both components apply.
    - Evidence informing base-year allocation inputs; displayed values and growth are calculated: The explicit minimum payment constrains the pure Usage-Based Fees numerator; a pay-per-use promotional label does not independently establish variable-only billing.
    - Evidence informing forecast-year allocation inputs; displayed values and growth are calculated: The explicit minimum payment constrains the pure Usage-Based Fees numerator; a pay-per-use promotional label does not independently establish variable-only billing.
29. Flexible Multi-Vendor Medical Imaging Equipment Service
    - Evidence informing base-year allocation inputs; displayed values and growth are calculated: A disclosed Time & Materials option supports a separate input-charged commercial route without reporting realized revenue or exact customer terms.
    - Evidence informing forecast-year allocation inputs; displayed values and growth are calculated: A disclosed Time & Materials option supports a separate input-charged commercial route without reporting realized revenue or exact customer terms.
    - Evidence informing base-year allocation inputs; displayed values and growth are calculated: Advertised post-OEM-support service corroborates continuing commercial participation beyond manufacturer support, but not universal model eligibility.
    - Evidence informing forecast-year allocation inputs; displayed values and growth are calculated: Advertised post-OEM-support service corroborates continuing commercial participation beyond manufacturer support, but not universal model eligibility.

20.8. France

Table 464. France Medical Imaging Equipment Maintenance Services Market Size, 2017-2040 (USD Million)

Country	2017	2024	2025	2026	2027	2032	2040	CAGR (%)
France	xx.xx	xx.xx	xx.xx	xx.xx	xx.xx	xx.xx	xx.xx	xx.xx

Table 465. France Medical Imaging Equipment Maintenance Services Market Size, by Maintenance Function, 2017-2040 (USD Million)

Maintenance Function	2017	2024	2025	2026	2027	2032	2040	CAGR (%)
Combined Preventive and Corrective Maintenance	xx.xx	xx.xx	xx.xx	xx.xx	xx.xx	xx.xx	xx.xx	xx.xx
Corrective Maintenance	xx.xx	xx.xx	xx.xx	xx.xx	xx.xx	xx.xx	xx.xx	xx.xx
Inspection and Verification	xx.xx	xx.xx	xx.xx	xx.xx	xx.xx	xx.xx	xx.xx	xx.xx
Preventive Maintenance	xx.xx	xx.xx	xx.xx	xx.xx	xx.xx	xx.xx	xx.xx	xx.xx
Total	**xx.xx**	**xx.xx**	**xx.xx**	**xx.xx**	**xx.xx**	**xx.xx**	**xx.xx**	**xx.xx**

Table 466. France Medical Imaging Equipment Maintenance Services Market Size, by Imaging Modality, 2017-2040 (USD Million)

Imaging Modality	2017	2024	2025	2026	2027	2032	2040	CAGR (%)
Bone Densitometry	xx.xx	xx.xx	xx.xx	xx.xx	xx.xx	xx.xx	xx.xx	xx.xx
Computed Tomography	xx.xx	xx.xx	xx.xx	xx.xx	xx.xx	xx.xx	xx.xx	xx.xx
Dental Radiology	xx.xx	xx.xx	xx.xx	xx.xx	xx.xx	xx.xx	xx.xx	xx.xx
Fluoroscopy and Angiography	xx.xx	xx.xx	xx.xx	xx.xx	xx.xx	xx.xx	xx.xx	xx.xx
General Radiography	xx.xx	xx.xx	xx.xx	xx.xx	xx.xx	xx.xx	xx.xx	xx.xx
Hybrid Imaging	xx.xx	xx.xx	xx.xx	xx.xx	xx.xx	xx.xx	xx.xx	xx.xx
Magnetic Resonance Imaging	xx.xx	xx.xx	xx.xx	xx.xx	xx.xx	xx.xx	xx.xx	xx.xx
Mammography	xx.xx	xx.xx	xx.xx	xx.xx	xx.xx	xx.xx	xx.xx	xx.xx
Nuclear Medicine Imaging	xx.xx	xx.xx	xx.xx	xx.xx	xx.xx	xx.xx	xx.xx	xx.xx
Ultrasound	xx.xx	xx.xx	xx.xx	xx.xx	xx.xx	xx.xx	xx.xx	xx.xx
Total	**xx.xx**	**xx.xx**	**xx.xx**	**xx.xx**	**xx.xx**	**xx.xx**	**xx.xx**	**xx.xx**

Table 467. France Medical Imaging Equipment Maintenance Services Market Size, by Hybrid Imaging, 2017-2040 (USD Million)

Hybrid Imaging	2017	2024	2025	2026	2027	2032	2040	CAGR (%)
Hybrid Interventional Imaging	xx.xx	xx.xx	xx.xx	xx.xx	xx.xx	xx.xx	xx.xx	xx.xx
PET/CT	xx.xx	xx.xx	xx.xx	xx.xx	xx.xx	xx.xx	xx.xx	xx.xx
PET/MRI	xx.xx	xx.xx	xx.xx	xx.xx	xx.xx	xx.xx	xx.xx	xx.xx
SPECT/CT	xx.xx	xx.xx	xx.xx	xx.xx	xx.xx	xx.xx	xx.xx	xx.xx
Total	**xx.xx**	**xx.xx**	**xx.xx**	**xx.xx**	**xx.xx**	**xx.xx**	**xx.xx**	**xx.xx**

Table 468. France Medical Imaging Equipment Maintenance Services Market Size, by Nuclear Medicine Imaging, 2017-2040 (USD Million)

Nuclear Medicine Imaging	2017	2024	2025	2026	2027	2032	2040	CAGR (%)
Gamma Camera and SPECT Imaging	xx.xx	xx.xx	xx.xx	xx.xx	xx.xx	xx.xx	xx.xx	xx.xx
Standalone PET Imaging	xx.xx	xx.xx	xx.xx	xx.xx	xx.xx	xx.xx	xx.xx	xx.xx
Total	**xx.xx**	**xx.xx**	**xx.xx**	**xx.xx**	**xx.xx**	**xx.xx**	**xx.xx**	**xx.xx**

Table 469. France Medical Imaging Equipment Maintenance Services Market Size, by Clinical Use, 2017-2040 (USD Million)

Clinical Use	2017	2024	2025	2026	2027	2032	2040	CAGR (%)
Diagnostic and Screening Imaging	xx.xx	xx.xx	xx.xx	xx.xx	xx.xx	xx.xx	xx.xx	xx.xx
Image-Guided Intervention	xx.xx	xx.xx	xx.xx	xx.xx	xx.xx	xx.xx	xx.xx	xx.xx
Shared-Use Imaging	xx.xx	xx.xx	xx.xx	xx.xx	xx.xx	xx.xx	xx.xx	xx.xx
Treatment-Planning Imaging	xx.xx	xx.xx	xx.xx	xx.xx	xx.xx	xx.xx	xx.xx	xx.xx
Total	**xx.xx**	**xx.xx**	**xx.xx**	**xx.xx**	**xx.xx**	**xx.xx**	**xx.xx**	**xx.xx**

Table 470. France Medical Imaging Equipment Maintenance Services Market Size, by End User, 2017-2040 (USD Million)

End User	2017	2024	2025	2026	2027	2032	2040	CAGR (%)
Ambulatory Care Centers	xx.xx	xx.xx	xx.xx	xx.xx	xx.xx	xx.xx	xx.xx	xx.xx
Dental Practices	xx.xx	xx.xx	xx.xx	xx.xx	xx.xx	xx.xx	xx.xx	xx.xx
Diagnostic Imaging Centers	xx.xx	xx.xx	xx.xx	xx.xx	xx.xx	xx.xx	xx.xx	xx.xx
Hospitals	xx.xx	xx.xx	xx.xx	xx.xx	xx.xx	xx.xx	xx.xx	xx.xx
Medical and Allied Health Practices	xx.xx	xx.xx	xx.xx	xx.xx	xx.xx	xx.xx	xx.xx	xx.xx
Mobile Imaging Operators	xx.xx	xx.xx	xx.xx	xx.xx	xx.xx	xx.xx	xx.xx	xx.xx
Total	**xx.xx**	**xx.xx**	**xx.xx**	**xx.xx**	**xx.xx**	**xx.xx**	**xx.xx**	**xx.xx**

Table 471. France Medical Imaging Equipment Maintenance Services Market Size, by Service Delivery, 2017-2040 (USD Million)

Service Delivery	2017	2024	2025	2026	2027	2032	2040	CAGR (%)
Depot Repair	xx.xx	xx.xx	xx.xx	xx.xx	xx.xx	xx.xx	xx.xx	xx.xx
Integrated Service Delivery	xx.xx	xx.xx	xx.xx	xx.xx	xx.xx	xx.xx	xx.xx	xx.xx
On-Site Service	xx.xx	xx.xx	xx.xx	xx.xx	xx.xx	xx.xx	xx.xx	xx.xx
Remote Service	xx.xx	xx.xx	xx.xx	xx.xx	xx.xx	xx.xx	xx.xx	xx.xx
Total	**xx.xx**	**xx.xx**	**xx.xx**	**xx.xx**	**xx.xx**	**xx.xx**	**xx.xx**	**xx.xx**

Table 472. France Medical Imaging Equipment Maintenance Services Market Size, by Procurement Route, 2017-2040 (USD Million)

Procurement Route	2017	2024	2025	2026	2027	2032	2040	CAGR (%)
Framework and Master-Agreement Orders	xx.xx	xx.xx	xx.xx	xx.xx	xx.xx	xx.xx	xx.xx	xx.xx
Standalone Procurement	xx.xx	xx.xx	xx.xx	xx.xx	xx.xx	xx.xx	xx.xx	xx.xx
Total	**xx.xx**	**xx.xx**	**xx.xx**	**xx.xx**	**xx.xx**	**xx.xx**	**xx.xx**	**xx.xx**

Table 473. France Medical Imaging Equipment Maintenance Services Market Size, by Service Provider Relationship, 2017-2040 (USD Million)

Service Provider Relationship	2017	2024	2025	2026	2027	2032	2040	CAGR (%)
Manufacturer-Provided Service	xx.xx	xx.xx	xx.xx	xx.xx	xx.xx	xx.xx	xx.xx	xx.xx
Third-Party Service	xx.xx	xx.xx	xx.xx	xx.xx	xx.xx	xx.xx	xx.xx	xx.xx
Total	**xx.xx**	**xx.xx**	**xx.xx**	**xx.xx**	**xx.xx**	**xx.xx**	**xx.xx**	**xx.xx**

Table 474. France Medical Imaging Equipment Maintenance Services Market Size, by Contract Coverage, 2017-2040 (USD Million)

Contract Coverage	2017	2024	2025	2026	2027	2032	2040	CAGR (%)
Event-Specific Service	xx.xx	xx.xx	xx.xx	xx.xx	xx.xx	xx.xx	xx.xx	xx.xx
Full-Service Coverage	xx.xx	xx.xx	xx.xx	xx.xx	xx.xx	xx.xx	xx.xx	xx.xx
Limited-Service Coverage	xx.xx	xx.xx	xx.xx	xx.xx	xx.xx	xx.xx	xx.xx	xx.xx
Shared Maintenance Coverage	xx.xx	xx.xx	xx.xx	xx.xx	xx.xx	xx.xx	xx.xx	xx.xx
Total	**xx.xx**	**xx.xx**	**xx.xx**	**xx.xx**	**xx.xx**	**xx.xx**	**xx.xx**	**xx.xx**

Table 475. France Medical Imaging Equipment Maintenance Services Market Size, by Pricing Model, 2017-2040 (USD Million)

Pricing Model	2017	2024	2025	2026	2027	2032	2040	CAGR (%)
Fixed Per-Event Fees	xx.xx	xx.xx	xx.xx	xx.xx	xx.xx	xx.xx	xx.xx	xx.xx
Fixed Periodic Fees	xx.xx	xx.xx	xx.xx	xx.xx	xx.xx	xx.xx	xx.xx	xx.xx
Hybrid Pricing	xx.xx	xx.xx	xx.xx	xx.xx	xx.xx	xx.xx	xx.xx	xx.xx
Time-and-Materials Pricing	xx.xx	xx.xx	xx.xx	xx.xx	xx.xx	xx.xx	xx.xx	xx.xx
Usage-Based Fees	xx.xx	xx.xx	xx.xx	xx.xx	xx.xx	xx.xx	xx.xx	xx.xx
Total	**xx.xx**	**xx.xx**	**xx.xx**	**xx.xx**	**xx.xx**	**xx.xx**	**xx.xx**	**xx.xx**

Table 476. France Medical Imaging Equipment Maintenance Services Market Size, by Vendor Scope, 2017-2040 (USD Million)

Vendor Scope	2017	2024	2025	2026	2027	2032	2040	CAGR (%)
Multi-Vendor Coverage	xx.xx	xx.xx	xx.xx	xx.xx	xx.xx	xx.xx	xx.xx	xx.xx
Single-Vendor Coverage	xx.xx	xx.xx	xx.xx	xx.xx	xx.xx	xx.xx	xx.xx	xx.xx
Total	**xx.xx**	**xx.xx**	**xx.xx**	**xx.xx**	**xx.xx**	**xx.xx**	**xx.xx**	**xx.xx**

Table 477. France Medical Imaging Equipment Maintenance Services Market Size, by Equipment Support Lifecycle, 2017-2040 (USD Million)

Equipment Support Lifecycle	2017	2024	2025	2026	2027	2032	2040	CAGR (%)
Beyond Manufacturer Support	xx.xx	xx.xx	xx.xx	xx.xx	xx.xx	xx.xx	xx.xx	xx.xx
Within Manufacturer Support	xx.xx	xx.xx	xx.xx	xx.xx	xx.xx	xx.xx	xx.xx	xx.xx
Total	**xx.xx**	**xx.xx**	**xx.xx**	**xx.xx**	**xx.xx**	**xx.xx**	**xx.xx**	**xx.xx**

Sources & Evidence

1. GE HealthCare Technologies Inc. - 2025 Form 10-K
   - Evidence informing the 2023 market-value input; displayed series and growth include calculations: Reported services revenue of USD xx.xx supplies a historical commercial-activity proxy; it is broader than imaging maintenance.
   - Evidence informing the 2024 market-value input; displayed series and growth include calculations: Reported services revenue of USD xx.xx supplies the comparable historical proxy.
2. GE HealthCare Technologies Inc. - 2022 Form 10-K
   - Evidence informing the 2020 market-value input; displayed series and growth include calculations: Services revenue of USD xx.xx anchors the high-cost equipment cohort's historical activity index.
   - Evidence informing the 2021 market-value input; displayed series and growth include calculations: Services revenue of USD xx.xx supplies the comparable activity index.
   - Evidence informing the 2022 market-value input; displayed series and growth include calculations: Services revenue of USD xx.xx supplies the activity index. The filing attributes the services decline primarily to unfavorable currency effects.
3. Health at a Glance 2025 - Diagnostic Technologies
   - Evidence informing the 2032 market-value input; displayed series and growth include calculations: Long-run increases in imaging activity support continued equipment demand; examination volumes are not substituted for maintenance revenue.
   - Evidence informing the 2040 market-value input; displayed series and growth include calculations: The observed country variation and incomplete coverage constrain long-run stock-growth assumptions and prohibit uniform worldwide density extrapolation.
4. OnWatch Predict
   - Evidence informing the 2032 market-value input; displayed series and growth include calculations: Conditional reported benefits support considering a service-efficiency counterforce, not applying downtime reductions directly to service revenue.
   - Evidence informing the 2040 market-value input; displayed series and growth include calculations: The offering supports retaining human and component fulfillment costs in the long-run forecast; it does not establish autonomous servicing or engineer replacement.

5. Unite In-House Service Solutions
   - Evidence informing the 2032 market-value input; displayed series and growth include calculations: The retained-labor boundary supports the modeled purchased-scope counterforce, without measuring future adoption.
   - Evidence informing the 2040 market-value input; displayed series and growth include calculations: The offering supports maintaining a distinction between installed equipment obligations and externally purchased service expenditure.
   - Evidence informing base-year allocation inputs; displayed values and growth are calculated: The offering excludes included onsite and planned-maintenance labor, supporting retained-work and purchased-payment distinctions, not observed adoption. ([gehealthcare.com](https://www.gehealthcare.com/en/services/unite-in-house))
   - Evidence informing forecast-year allocation inputs; displayed values and growth are calculated: The offering excludes included onsite and planned-maintenance labor, supporting retained-work and purchased-payment distinctions, not observed adoption. ([gehealthcare.com](https://www.gehealthcare.com/en/services/unite-in-house))
   - Evidence informing base-year allocation inputs; displayed values and growth are calculated: The published xx.xx% remote fix rate is a case-resolution observation, not remote-only revenue. Separately billed on-site labor supports the responsibility distinction.
   - Evidence informing forecast-year allocation inputs; displayed values and growth are calculated: The published xx.xx% remote fix rate is a case-resolution observation, not remote-only revenue. Separately billed on-site labor supports the responsibility distinction.
   - Evidence informing base-year allocation inputs; displayed values and growth are calculated: Excluded on-site and planned-maintenance labor prevents interpreting every remote-support plan as inclusive integrated fulfillment.
   - Evidence informing forecast-year allocation inputs; displayed values and growth are calculated: Excluded on-site and planned-maintenance labor prevents interpreting every remote-support plan as inclusive integrated fulfillment.
   - Evidence informing base-year allocation inputs; displayed values and growth are calculated: Periodic support with additional billed labor or parts supports mixed payment components rather than universal fixed full coverage.
   - Evidence informing forecast-year allocation inputs; displayed values and growth are calculated: Periodic support with additional billed labor or parts supports mixed payment components rather than universal fixed full coverage.
   - Evidence informing base-year allocation inputs; displayed values and growth are calculated: Enterprise offerings covering GE HealthCare assets establish an own-brand agreement example without measuring its market penetration.
   - Evidence informing forecast-year allocation inputs; displayed values and growth are calculated: Enterprise offerings covering GE HealthCare assets establish an own-brand agreement example without measuring its market penetration.

6. Philips Standard Terms and Conditions of Service, Revision 23, April 2024
   - Evidence informing the 2032 market-value input; displayed series and growth include calculations: Published lifecycle terms condition post-End-of-Life repair on parts and trained-personnel availability and remove the earlier uptime guarantee. These constrain assumed indefinite support extension.
   - Evidence informing the 2040 market-value input; displayed series and growth include calculations: The lifecycle conditions support including retirement and support limitations in long-run growth assumptions, but do not establish a dated global withdrawal event.
   - Evidence informing base-year allocation inputs; displayed values and growth are calculated: Post-End-of-Life obligations change materially, supporting a declared-support endpoint rather than an automatic equipment-age threshold.
   - Evidence informing forecast-year allocation inputs; displayed values and growth are calculated: Post-End-of-Life obligations change materially, supporting a declared-support endpoint rather than an automatic equipment-age threshold.
   - Evidence informing base-year allocation inputs; displayed values and growth are calculated: Post-endpoint repair depends on parts and trained-personnel availability without the earlier uptime guarantee; continuing service is conditional, not indefinite.
   - Evidence informing forecast-year allocation inputs; displayed values and growth are calculated: Post-endpoint repair depends on parts and trained-personnel availability without the earlier uptime guarantee; continuing service is conditional, not indefinite.
7. Health at a Glance 2025 - Diagnostic Technologies
   - Evidence informing base-year allocation inputs; displayed values and growth are calculated: Imaging-stock comparator.
   - Evidence informing forecast-year allocation inputs; displayed values and growth are calculated: Imaging-stock comparator.

8. RadNet, Inc. - 2025 Form 10-K
   - Evidence informing base-year allocation inputs; displayed values and growth are calculated: The disclosed X-ray fleet provides a buyer-footprint check, not global maintenance revenue. ([sec.gov](https://www.sec.gov/Archives/edgar/data/xx.xx/xx.xx/rdnt-xx.xx.htm))
   - Evidence informing forecast-year allocation inputs; displayed values and growth are calculated: The disclosed X-ray fleet provides a buyer-footprint check, not global maintenance revenue. ([sec.gov](https://www.sec.gov/Archives/edgar/data/xx.xx/xx.xx/rdnt-xx.xx.htm))
   - Evidence informing base-year allocation inputs; displayed values and growth are calculated: The disclosed fluoroscopy fleet constrains the outpatient comparator's scope. ([sec.gov](https://www.sec.gov/Archives/edgar/data/xx.xx/xx.xx/rdnt-xx.xx.htm))
   - Evidence informing forecast-year allocation inputs; displayed values and growth are calculated: The disclosed fluoroscopy fleet constrains the outpatient comparator's scope. ([sec.gov](https://www.sec.gov/Archives/edgar/data/xx.xx/xx.xx/rdnt-xx.xx.htm))
   - Evidence informing base-year allocation inputs; displayed values and growth are calculated: CT fleet changes provide an independent relative-activity check. ([sec.gov](https://www.sec.gov/Archives/edgar/data/xx.xx/xx.xx/rdnt-xx.xx.htm))
   - Evidence informing forecast-year allocation inputs; displayed values and growth are calculated: CT fleet changes provide an independent relative-activity check. ([sec.gov](https://www.sec.gov/Archives/edgar/data/xx.xx/xx.xx/rdnt-xx.xx.htm))
   - Evidence informing base-year allocation inputs; displayed values and growth are calculated: MRI fleet changes inform a restrained relative-growth assumption. ([sec.gov](https://www.sec.gov/Archives/edgar/data/xx.xx/xx.xx/rdnt-xx.xx.htm))
   - Evidence informing forecast-year allocation inputs; displayed values and growth are calculated: MRI fleet changes inform a restrained relative-growth assumption. ([sec.gov](https://www.sec.gov/Archives/edgar/data/xx.xx/xx.xx/rdnt-xx.xx.htm))
   - Evidence informing base-year allocation inputs; displayed values and growth are calculated: Ultrasound fleet disclosure supplies a commercial-stock comparator. ([sec.gov](https://www.sec.gov/Archives/edgar/data/xx.xx/xx.xx/rdnt-xx.xx.htm))
   - Evidence informing forecast-year allocation inputs; displayed values and growth are calculated: Ultrasound fleet disclosure supplies a commercial-stock comparator. ([sec.gov](https://www.sec.gov/Archives/edgar/data/xx.xx/xx.xx/rdnt-xx.xx.htm))
   - Evidence informing base-year allocation inputs; displayed values and growth are calculated: Mammography fleet disclosure supplies a commercial-stock comparator. ([sec.gov](https://www.sec.gov/Archives/edgar/data/xx.xx/xx.xx/rdnt-xx.xx.htm))
   - Evidence informing forecast-year allocation inputs; displayed values and growth are calculated: Mammography fleet disclosure supplies a commercial-stock comparator. ([sec.gov](https://www.sec.gov/Archives/edgar/data/xx.xx/xx.xx/rdnt-xx.xx.htm))
   - Evidence informing base-year allocation inputs; displayed values and growth are calculated: PET/CT fleet growth provides a differentiated adoption comparator. ([sec.gov](https://www.sec.gov/Archives/edgar/data/xx.xx/xx.xx/rdnt-xx.xx.htm))
   - Evidence informing forecast-year allocation inputs; displayed values and growth are calculated: PET/CT fleet growth provides a differentiated adoption comparator. ([sec.gov](https://www.sec.gov/Archives/edgar/data/xx.xx/xx.xx/rdnt-xx.xx.htm))
   - Evidence informing base-year allocation inputs; displayed values and growth are calculated: Manufacturer service arrangements corroborate buyer-side participation, without a spending split. ([sec.gov](https://www.sec.gov/Archives/edgar/data/xx.xx/xx.xx/rdnt-xx.xx.htm))
   - Evidence informing forecast-year allocation inputs; displayed values and growth are calculated: Manufacturer service arrangements corroborate buyer-side participation, without a spending split. ([sec.gov](https://www.sec.gov/Archives/edgar/data/xx.xx/xx.xx/rdnt-xx.xx.htm))
   - Evidence informing base-year allocation inputs; displayed values and growth are calculated: The operator reports external manufacturer-service arrangements and modality fleets. Applying inherited fees produces a modeled fleet-activity index, not observed maintenance expense.
   - Evidence informing forecast-year allocation inputs; displayed values and growth are calculated: The operator reports external manufacturer-service arrangements and modality fleets. Applying inherited fees produces a modeled fleet-activity index, not observed maintenance expense.
   - Evidence informing base-year allocation inputs; displayed values and growth are calculated: The disclosed outpatient fleet is counterevidence against treating hospital-heavy national samples as universal buyer distributions.
   - Evidence informing forecast-year allocation inputs; displayed values and growth are calculated: The disclosed

9. Contracting in Medical Equipment Maintenance Services: An Empirical Investigation
   - Evidence informing base-year allocation inputs; displayed values and growth are calculated: The historical scanner dataset supplies observed plan-selection proportions, not current global value shares. ([business.columbia.edu](https://business.columbia.edu/sites/default/files-efs/pubfiles/xx.xx/besbes_contracting.pdf))
   - Evidence informing forecast-year allocation inputs; displayed values and growth are calculated: The historical scanner dataset supplies observed plan-selection proportions, not current global value shares. ([business.columbia.edu](https://business.columbia.edu/sites/default/files-efs/pubfiles/xx.xx/besbes_contracting.pdf))
   - Evidence informing base-year allocation inputs; displayed values and growth are calculated: Basic and partial plans constrain the narrower-standing-coverage model. ([business.columbia.edu](https://business.columbia.edu/sites/default/files-efs/pubfiles/xx.xx/besbes_contracting.pdf))
   - Evidence informing forecast-year allocation inputs; displayed values and growth are calculated: Basic and partial plans constrain the narrower-standing-coverage model. ([business.columbia.edu](https://business.columbia.edu/sites/default/files-efs/pubfiles/xx.xx/besbes_contracting.pdf))
   - Evidence informing base-year allocation inputs; displayed values and growth are calculated: Preventive obligations coexist with differing repair coverage or charging in the studied plans. ([business.columbia.edu](https://business.columbia.edu/sites/default/files-efs/pubfiles/xx.xx/besbes_contracting.pdf))
   - Evidence informing forecast-year allocation inputs; displayed values and growth are calculated: Preventive obligations coexist with differing repair coverage or charging in the studied plans. ([business.columbia.edu](https://business.columbia.edu/sites/default/files-efs/pubfiles/xx.xx/besbes_contracting.pdf))
   - Evidence informing base-year allocation inputs; displayed values and growth are calculated: Historical full-protection selection supplies a purchasing primitive, converted from plan counts to value using an explicit relative-spending assumption.
   - Evidence informing forecast-year allocation inputs; displayed values and growth are calculated: Historical full-protection selection supplies a purchasing primitive, converted from plan counts to value using an explicit relative-spending assumption.
   - Evidence informing base-year allocation inputs; displayed values and growth are calculated: Basic and partial plans contain annual fees plus variable charges, supporting Hybrid Pricing and preventing misclassification as pure time-and-materials.
   - Evidence informing forecast-year allocation inputs; displayed values and growth are calculated: Basic and partial plans contain annual fees plus variable charges, supporting Hybrid Pricing and preventing misclassification as pure time-and-materials.
   - Evidence informing base-year allocation inputs; displayed values and growth are calculated: The study's time-and-materials label includes an annual fee; it constrains exclusions from the pure no-retainer numerator rather than observing that category's current share.
   - Evidence informing forecast-year allocation inputs; displayed values and growth are calculated: The study's time-and-materials label includes an annual fee; it constrains exclusions from the pure no-retainer numerator rather than observing that category's current share.

10. Appendix 3: Framework Agreement Specification-Maintenance, Repair and Calibration of Medical Equipment

- Evidence informing base-year allocation inputs; displayed values and growth are calculated: Comprehensive procurement coverage combines scheduled maintenance and repairs. ([sccl.nhs.uk](https://www.sccl.nhs.uk/wp-content/uploads/2023/xx.xx/Maintenance-Appendix-xx.xx-Framework-Specification.pdf))
- Evidence informing forecast-year allocation inputs; displayed values and growth are calculated: Comprehensive procurement coverage combines scheduled maintenance and repairs. ([sccl.nhs.uk](https://www.sccl.nhs.uk/wp-content/uploads/2023/xx.xx/Maintenance-Appendix-xx.xx-Framework-Specification.pdf))
- Evidence informing base-year allocation inputs; displayed values and growth are calculated: Comprehensive cover and case-specific component treatment support obligation-based classification. ([sccl.nhs.uk](https://www.sccl.nhs.uk/wp-content/uploads/2023/xx.xx/Maintenance-Appendix-xx.xx-Framework-Specification.pdf))
- Evidence informing forecast-year allocation inputs; displayed values and growth are calculated: Comprehensive cover and case-specific component treatment support obligation-based classification. ([sccl.nhs.uk](https://www.sccl.nhs.uk/wp-content/uploads/2023/xx.xx/Maintenance-Appendix-xx.xx-Framework-Specification.pdf))
- Evidence informing base-year allocation inputs; displayed values and growth are calculated: Preventive-only, labor-only and component-limited options establish narrower standing obligations. ([sccl.nhs.uk](https://www.sccl.nhs.uk/wp-content/uploads/2023/xx.xx/Maintenance-Appendix-xx.xx-Framework-Specification.pdf))
- Evidence informing forecast-year allocation inputs; displayed values and growth are calculated: Preventive-only, labor-only and component-limited options establish narrower standing obligations. ([sccl.nhs.uk](https://www.sccl.nhs.uk/wp-content/uploads/2023/xx.xx/Maintenance-Appendix-xx.xx-Framework-Specification.pdf))
- Evidence informing base-year allocation inputs; displayed values and growth are calculated: Collaborative cover explicitly divides work between buyer and supplier. ([sccl.nhs.uk](https://www.sccl.nhs.uk/wp-content/uploads/2023/xx.xx/Maintenance-Appendix-xx.xx-Framework-Specification.pdf))
- Evidence informing forecast-year allocation inputs; displayed values and growth are calculated: Collaborative cover explicitly divides work between buyer and supplier. ([sccl.nhs.uk](https://www.sccl.nhs.uk/wp-content/uploads/2023/xx.xx/Maintenance-Appendix-xx.xx-Framework-Specification.pdf))

11. What's Included in Preventative Maintenance?

- Evidence informing base-year allocation inputs; displayed values and growth are calculated: Published PM-only monthly prices provide annualized narrow-service monetary anchors; they are not full-contract prices. ([blockimaging.com](https://www.blockimaging.com/blog/bid/xx.xx/what-s-included-in-imaging-equipment-preventative-maintenance-really))
- Evidence informing forecast-year allocation inputs; displayed values and growth are calculated: Published PM-only monthly prices provide annualized narrow-service monetary anchors; they are not full-contract prices. ([blockimaging.com](https://www.blockimaging.com/blog/bid/xx.xx/what-s-included-in-imaging-equipment-preventative-maintenance-really))
- Evidence informing base-year allocation inputs; displayed values and growth are calculated: Separately offered PM-only pricing constrains the relative-payment assumption for narrower coverage. ([blockimaging.com](https://www.blockimaging.com/blog/bid/xx.xx/what-s-included-in-imaging-equipment-preventative-maintenance-really))
- Evidence informing forecast-year allocation inputs; displayed values and growth are calculated: Separately offered PM-only pricing constrains the relative-payment assumption for narrower coverage. ([blockimaging.com](https://www.blockimaging.com/blog/bid/xx.xx/what-s-included-in-imaging-equipment-preventative-maintenance-really))

12. X-ray equipment performance surveys
    - Evidence informing base-year allocation inputs; displayed values and growth are calculated: A public healthcare provider separately offers equipment-performance surveys, corroborating an assessment deliverable without measuring its market share. ([uhb.nhs.uk](https://www.uhb.nhs.uk/services/radiation-protection/x-ray-equipment-performance-surveys/))
    - Evidence informing forecast-year allocation inputs; displayed values and growth are calculated: A public healthcare provider separately offers equipment-performance surveys, corroborating an assessment deliverable without measuring its market share. ([uhb.nhs.uk](https://www.uhb.nhs.uk/services/radiation-protection/x-ray-equipment-performance-surveys/))
13. High-Tech Medical Equipment: VA Has Opportunities to Improve Its Acquisition of Maintenance Services
    - Evidence informing base-year allocation inputs; displayed values and growth are calculated: Procurement-selected imaging service obligations and access constraints provide an OEM-retention counterweight, not a global maintenance share. ([gao.gov](https://www.gao.gov/assets/gao-xx.xx-xx.xx.pdf))
    - Evidence informing forecast-year allocation inputs; displayed values and growth are calculated: Procurement-selected imaging service obligations and access constraints provide an OEM-retention counterweight, not a global maintenance share. ([gao.gov](https://www.gao.gov/assets/gao-xx.xx-xx.xx.pdf))
    - Evidence informing base-year allocation inputs; displayed values and growth are calculated: Bounded third-party access-delay examples qualify frictionless substitution assumptions without establishing universal unsuitability. ([gao.gov](https://www.gao.gov/assets/gao-xx.xx-xx.xx.pdf))
    - Evidence informing forecast-year allocation inputs; displayed values and growth are calculated: Bounded third-party access-delay examples qualify frictionless substitution assumptions without establishing universal unsuitability. ([gao.gov](https://www.gao.gov/assets/gao-xx.xx-xx.xx.pdf))
    - Evidence informing base-year allocation inputs; displayed values and growth are calculated: Inspected route counts include xx.xx standalone contracts; the selected federal sample is adjusted rather than treated as Global spending prevalence.
    - Evidence informing forecast-year allocation inputs; displayed values and growth are calculated: Inspected route counts include xx.xx standalone contracts; the selected federal sample is adjusted rather than treated as Global spending prevalence.
    - Evidence informing base-year allocation inputs; displayed values and growth are calculated: Forty-two HTME and four Federal Supply Schedule orders supply the identifiable agreement-order count for a modeled relative-value bridge.
    - Evidence informing forecast-year allocation inputs; displayed values and growth are calculated: Forty-two HTME and four Federal Supply Schedule orders supply the identifiable agreement-order count for a modeled relative-value bridge.
14. Transcript: Final Guidance: Remanufacturing of Medical Devices, September 10, 2024
    - Evidence informing base-year allocation inputs; displayed values and growth are calculated: Manufacturer and third-party servicing roles depend on the particular device, supporting asset-specific attribution. ([fda.gov](https://www.fda.gov/media/xx.xx/download?attachment=))
    - Evidence informing forecast-year allocation inputs; displayed values and growth are calculated: Manufacturer and third-party servicing roles depend on the particular device, supporting asset-specific attribution. ([fda.gov](https://www.fda.gov/media/xx.xx/download?attachment=))
    - Evidence informing base-year allocation inputs; displayed values and growth are calculated: An OEM can service another entity's device as a third-party servicer. ([fda.gov](https://www.fda.gov/media/xx.xx/download?attachment=))
    - Evidence informing forecast-year allocation inputs; displayed values and growth are calculated: An OEM can service another entity's device as a third-party servicer. ([fda.gov](https://www.fda.gov/media/xx.xx/download?attachment=))

15. Multi-vendor services
    - Evidence informing base-year allocation inputs; displayed values and growth are calculated: The advertised Philips and non-Philips service scope demonstrates why corporate identity alone cannot establish OEM attribution.
    ([usa.philips.com](https://www.usa.philips.com/healthcare/service/healthcare-multi-vendor-services))
    - Evidence informing forecast-year allocation inputs; displayed values and growth are calculated: The advertised Philips and non-Philips service scope demonstrates why corporate identity alone cannot establish OEM attribution.
    ([usa.philips.com](https://www.usa.philips.com/healthcare/service/healthcare-multi-vendor-services))
    - Evidence informing base-year allocation inputs; displayed values and growth are calculated: Non-Philips equipment servicing establishes a commercial cross-manufacturer role, not its revenue proportion.
    ([usa.philips.com](https://www.usa.philips.com/healthcare/service/healthcare-multi-vendor-services))
    - Evidence informing forecast-year allocation inputs; displayed values and growth are calculated: Non-Philips equipment servicing establishes a commercial cross-manufacturer role, not its revenue proportion.
    ([usa.philips.com](https://www.usa.philips.com/healthcare/service/healthcare-multi-vendor-services))
    - Evidence informing base-year allocation inputs; displayed values and growth are calculated: Consolidated support for Philips and non-Philips equipment establishes agreement-level multi-vendor coverage; staffing scale and parts access do not measure penetration.
    - Evidence informing forecast-year allocation inputs; displayed values and growth are calculated: Consolidated support for Philips and non-Philips equipment establishes agreement-level multi-vendor coverage; staffing scale and parts access do not measure penetration.
16. San Bernardino County - File 11902: Asset Management Agreement with Renovo Solutions LLC for Maintenance Services
    - Evidence informing base-year allocation inputs; displayed values and growth are calculated: The approved 2025 three-year, xx.xx-asset agreement supplies a monetary third-party purchasing counterexample; approved value is not realized annual revenue.
    ([sanbernardino.legistar.com](https://sanbernardino.legistar.com/LegislationDetail.aspx?GUID=06EA5122-33FD-472E-B939-A8FA6E015FEB&ID=xx.xx&Options=&Search=))
    - Evidence informing forecast-year allocation inputs; displayed values and growth are calculated: The approved 2025 three-year, xx.xx-asset agreement supplies a monetary third-party purchasing counterexample; approved value is not realized annual revenue.
    ([sanbernardino.legistar.com](https://sanbernardino.legistar.com/LegislationDetail.aspx?GUID=06EA5122-33FD-472E-B939-A8FA6E015FEB&ID=xx.xx&Options=&Search=))
    - Evidence informing base-year allocation inputs; displayed values and growth are calculated: The public agreement combines scheduled maintenance, repairs and parts, supporting combined purchased obligations.
    ([sanbernardino.legistar.com](https://sanbernardino.legistar.com/LegislationDetail.aspx?GUID=06EA5122-33FD-472E-B939-A8FA6E015FEB&ID=xx.xx&Options=&Search=))
    - Evidence informing forecast-year allocation inputs; displayed values and growth are calculated: The public agreement combines scheduled maintenance, repairs and parts, supporting combined purchased obligations.
    ([sanbernardino.legistar.com](https://sanbernardino.legistar.com/LegislationDetail.aspx?GUID=06EA5122-33FD-472E-B939-A8FA6E015FEB&ID=xx.xx&Options=&Search=))
17. Radiation Protection in Newer Medical Imaging Techniques: PET/CT - Safety Reports Series No. 58
    - Evidence informing forecast-year allocation inputs; displayed values and growth are calculated: The 2008 commercial equipment-sales discussion supports historical standalone-to-hybrid substitution, not a current maintenance share or retirement rate.
    ([www-pub.iaea.org](https://www-pub.iaea.org/MTCD/Publications/PDF/pub1343_web.pdf))
    - Evidence informing forecast-year allocation inputs; displayed values and growth are calculated: Historical PET/CT equipment adoption supplies a directional substitution premise, not contemporary service revenue.
    ([www-pub.iaea.org](https://www-pub.iaea.org/MTCD/Publications/PDF/pub1343_web.pdf))

18. Nexaris-At the nexus of treatment innovation

    · Evidence informing base-year allocation inputs; displayed values and growth are calculated: Named Angio-CT and Angio-MR-CT offerings corroborate integrated interventional configurations, not their maintenance terms, installed count or revenue.
    ([siemens-healthineers.com](https://www.siemens-healthineers.com/angio/nexaris-therapy-suites))

    · Evidence informing forecast-year allocation inputs; displayed values and growth are calculated: Named Angio-CT and Angio-MR-CT offerings corroborate integrated interventional configurations, not their maintenance terms, installed count or revenue.
    ([siemens-healthineers.com](https://www.siemens-healthineers.com/angio/nexaris-therapy-suites))

19. Development of Applications for the Elmammo Avant Class Dedicated Breast PET System

    · Evidence informing base-year allocation inputs; displayed values and growth are calculated: Ten dedicated-PET installations reported by August 2017 establish dated niche commercial activity, not current worldwide stock.
    ([shimadzu.com](https://www.shimadzu.com/about/magazine/tec_news/srv74_12/report08.html))

    · Evidence informing forecast-year allocation inputs; displayed values and growth are calculated: Ten dedicated-PET installations reported by August 2017 establish dated niche commercial activity, not current worldwide stock.
    ([shimadzu.com](https://www.shimadzu.com/about/magazine/tec_news/srv74_12/report08.html))

20. Release of High-Resolution PET System PositView Utilizing High Resolution to Support Research and Development into Diagnosis and Early Treatment for Dementia

    · Evidence informing base-year allocation inputs; displayed values and growth are calculated: The July xx.xx 2025 U.S. marketing announcement provides counterevidence to treating all standalone PET activity as declining legacy systems; maintenance adoption remains unmeasured.
    ([shimadzu-usa.com](https://www.shimadzu-usa.com/news/2025/2025jul25.html))

    · Evidence informing forecast-year allocation inputs; displayed values and growth are calculated: The July xx.xx 2025 U.S. marketing announcement provides counterevidence to treating all standalone PET activity as declining legacy systems; maintenance adoption remains unmeasured.
    ([shimadzu-usa.com](https://www.shimadzu-usa.com/news/2025/2025jul25.html))

21. DIrectory of RAdiotherapy Centres (DIRAC)

    · Evidence informing base-year allocation inputs; displayed values and growth are calculated: Current registry footprint exceeds xx.xx radiotherapy centres; this constrains the assumed treatment-planning customer pool but does not report 2025 simulator stocks or maintenance revenue.

    · Evidence informing forecast-year allocation inputs; displayed values and growth are calculated: Current registry footprint exceeds xx.xx radiotherapy centres; this constrains the assumed treatment-planning customer pool but does not report 2025 simulator stocks or maintenance revenue.

22. Maintenance of the Somatom Definition AS CT simulator from Siemens

    · Evidence informing forecast-year allocation inputs; displayed values and growth are calculated: CT-simulator maintenance was awarded September xx.xx 2026 for EUR xx.xx. Unknown contract duration prevents conversion into annual spending; the award supports a distinct purchased planning-asset obligation.

23. Canadian Medical Imaging Inventory 2022-2023: Provincial and Territorial Overview
    - Evidence informing base-year allocation inputs; displayed values and growth are calculated: Reported hospital and private-facility site types constrain buyer attribution, with explicit regional and classification limitations.
    - Evidence informing forecast-year allocation inputs; displayed values and growth are calculated: Reported hospital and private-facility site types constrain buyer attribution, with explicit regional and classification limitations.
    - Evidence informing base-year allocation inputs; displayed values and growth are calculated: Private-site participation supplies an outpatient calibration lead; private ownership is not equated automatically with imaging-centre status.
    - Evidence informing forecast-year allocation inputs; displayed values and growth are calculated: Private-site participation supplies an outpatient calibration lead; private ownership is not equated automatically with imaging-centre status.
    - Evidence informing base-year allocation inputs; displayed values and growth are calculated: Modality-specific 2022-2023 age distributions supply observed inputs to the explicitly assumed age-to-support-endpoint bridge.
    - Evidence informing forecast-year allocation inputs; displayed values and growth are calculated: Modality-specific 2022-2023 age distributions supply observed inputs to the explicitly assumed age-to-support-endpoint bridge.
    - Evidence informing base-year allocation inputs; displayed values and growth are calculated: Older-equipment distributions constrain the beyond-support model but do not directly measure manufacturer support withdrawal.
    - Evidence informing forecast-year allocation inputs; displayed values and growth are calculated: Older-equipment distributions constrain the beyond-support model but do not directly measure manufacturer support withdrawal.
24. MLN909060 - Independent Diagnostic Testing Facility, February 2026
    - Evidence informing forecast-year allocation inputs; displayed values and growth are calculated: Official mobile-IDTF distinctions separate clinical operators from equipment/personnel leasing and establish a maintenance responsibility, not an outsourcing percentage.
25. Maintenance service agreements
    - Evidence informing base-year allocation inputs; displayed values and growth are calculated: Approximately xx.xx% remotely resolved corrective cases constrain channel assumptions but cannot be substituted for remote-only spending.
    - Evidence informing forecast-year allocation inputs; displayed values and growth are calculated: Approximately xx.xx% remotely resolved corrective cases constrain channel assumptions but cannot be substituted for remote-only spending.
    - Evidence informing base-year allocation inputs; displayed values and growth are calculated: RightFit combines field and remote expertise under customizable agreements, supporting an inseparable integrated-obligation category.
    - Evidence informing forecast-year allocation inputs; displayed values and growth are calculated: RightFit combines field and remote expertise under customizable agreements, supporting an inseparable integrated-obligation category.
    - Evidence informing base-year allocation inputs; displayed values and growth are calculated: Field-engineer access remains part of the commercial offering; remote resolution does not eliminate purchased attendance obligations.
    - Evidence informing forecast-year allocation inputs; displayed values and growth are calculated: Field-engineer access remains part of the commercial offering; remote resolution does not eliminate purchased attendance obligations.

26. Portable Ultrasound Repair Depot
    - Evidence informing base-year allocation inputs; displayed values and growth are calculated: Accepted portable ultrasound systems are repaired at a service centre, supporting a system-level depot channel with eligibility and repaired-portion limits.
    - Evidence informing forecast-year allocation inputs; displayed values and growth are calculated: Accepted portable ultrasound systems are repaired at a service centre, supporting a system-level depot channel with eligibility and repaired-portion limits.
    - Evidence informing base-year allocation inputs; displayed values and growth are calculated: Flat-rate repair for eligible jobs establishes event-specific pricing, while excluded cases receive alternative quotations; adoption is not disclosed.
    - Evidence informing forecast-year allocation inputs; displayed values and growth are calculated: Flat-rate repair for eligible jobs establishes event-specific pricing, while excluded cases receive alternative quotations; adoption is not disclosed.
27. Managed Neutral Vendor Services
    - Evidence informing forecast-year allocation inputs; displayed values and growth are calculated: The managed framework runs January xx.xx 2026-January xx.xx 2030 and requires mini-competition. It supports route availability, not realized maintenance revenue or guaranteed continuation to 2032.
28. TruPay - GE HealthCare commercial brochure
    - Evidence informing base-year allocation inputs; displayed values and growth are calculated: The official brochure has a fixed first-xx.xx-patient price plus further usage slabs, supporting minimum-plus-variable classification when both components apply.
    - Evidence informing forecast-year allocation inputs; displayed values and growth are calculated: The official brochure has a fixed first-xx.xx-patient price plus further usage slabs, supporting minimum-plus-variable classification when both components apply.
    - Evidence informing base-year allocation inputs; displayed values and growth are calculated: The explicit minimum payment constrains the pure Usage-Based Fees numerator; a pay-per-use promotional label does not independently establish variable-only billing.
    - Evidence informing forecast-year allocation inputs; displayed values and growth are calculated: The explicit minimum payment constrains the pure Usage-Based Fees numerator; a pay-per-use promotional label does not independently establish variable-only billing.
29. Flexible Multi-Vendor Medical Imaging Equipment Service
    - Evidence informing base-year allocation inputs; displayed values and growth are calculated: A disclosed Time & Materials option supports a separate input-charged commercial route without reporting realized revenue or exact customer terms.
    - Evidence informing forecast-year allocation inputs; displayed values and growth are calculated: A disclosed Time & Materials option supports a separate input-charged commercial route without reporting realized revenue or exact customer terms.
    - Evidence informing base-year allocation inputs; displayed values and growth are calculated: Advertised post-OEM-support service corroborates continuing commercial participation beyond manufacturer support, but not universal model eligibility.
    - Evidence informing forecast-year allocation inputs; displayed values and growth are calculated: Advertised post-OEM-support service corroborates continuing commercial participation beyond manufacturer support, but not universal model eligibility.

20.9. South Korea

Table 478. South Korea Medical Imaging Equipment Maintenance Services Market Size, 2017-2040 (USD Million)

Country	2017	2024	2025	2026	2027	2032	2040	CAGR (%)
South Korea	**xx.xx**	**xx.xx**	**xx.xx**	**xx.xx**	**xx.xx**	**xx.xx**	**xx.xx**	**xx.xx**

Table 479. South Korea Medical Imaging Equipment Maintenance Services Market Size, by Maintenance Function, 2017-2040 (USD Million)

Maintenance Function	2017	2024	2025	2026	2027	2032	2040	CAGR (%)
Combined Preventive and Corrective Maintenance	xx.xx	xx.xx	xx.xx	xx.xx	xx.xx	xx.xx	xx.xx	xx.xx
Corrective Maintenance	xx.xx	xx.xx	xx.xx	xx.xx	xx.xx	xx.xx	xx.xx	xx.xx
Inspection and Verification	xx.xx	xx.xx	xx.xx	xx.xx	xx.xx	xx.xx	xx.xx	xx.xx
Preventive Maintenance	xx.xx	xx.xx	xx.xx	xx.xx	xx.xx	xx.xx	xx.xx	xx.xx
Total	**xx.xx**	**xx.xx**	**xx.xx**	**xx.xx**	**xx.xx**	**xx.xx**	**xx.xx**	**xx.xx**

Table 480. South Korea Medical Imaging Equipment Maintenance Services Market Size, by Imaging Modality, 2017-2040 (USD Million)

Imaging Modality	2017	2024	2025	2026	2027	2032	2040	CAGR (%)
Bone Densitometry	xx.xx	xx.xx	xx.xx	xx.xx	xx.xx	xx.xx	xx.xx	xx.xx
Computed Tomography	xx.xx	xx.xx	xx.xx	xx.xx	xx.xx	xx.xx	xx.xx	xx.xx
Dental Radiology	xx.xx	xx.xx	xx.xx	xx.xx	xx.xx	xx.xx	xx.xx	xx.xx
Fluoroscopy and Angiography	xx.xx	xx.xx	xx.xx	xx.xx	xx.xx	xx.xx	xx.xx	xx.xx
General Radiography	xx.xx	xx.xx	xx.xx	xx.xx	xx.xx	xx.xx	xx.xx	xx.xx
Hybrid Imaging	xx.xx	xx.xx	xx.xx	xx.xx	xx.xx	xx.xx	xx.xx	xx.xx
Magnetic Resonance Imaging	xx.xx	xx.xx	xx.xx	xx.xx	xx.xx	xx.xx	xx.xx	xx.xx
Mammography	xx.xx	xx.xx	xx.xx	xx.xx	xx.xx	xx.xx	xx.xx	xx.xx
Nuclear Medicine Imaging	xx.xx	xx.xx	xx.xx	xx.xx	xx.xx	xx.xx	xx.xx	xx.xx
Ultrasound	xx.xx	xx.xx	xx.xx	xx.xx	xx.xx	xx.xx	xx.xx	xx.xx
Total	**xx.xx**	**xx.xx**	**xx.xx**	**xx.xx**	**xx.xx**	**xx.xx**	**xx.xx**	**xx.xx**

Table 481. South Korea Medical Imaging Equipment Maintenance Services Market Size, by Hybrid Imaging, 2017-2040 (USD Million)

Hybrid Imaging	2017	2024	2025	2026	2027	2032	2040	CAGR (%)
Hybrid Interventional Imaging	xx.xx	xx.xx	xx.xx	xx.xx	xx.xx	xx.xx	xx.xx	xx.xx
PET/CT	xx.xx	xx.xx	xx.xx	xx.xx	xx.xx	xx.xx	xx.xx	xx.xx
PET/MRI	xx.xx	xx.xx	xx.xx	xx.xx	xx.xx	xx.xx	xx.xx	xx.xx
SPECT/CT	xx.xx	xx.xx	xx.xx	xx.xx	xx.xx	xx.xx	xx.xx	xx.xx
Total	**xx.xx**	**xx.xx**	**xx.xx**	**xx.xx**	**xx.xx**	**xx.xx**	**xx.xx**	**xx.xx**

Table 482. South Korea Medical Imaging Equipment Maintenance Services Market Size, by Nuclear Medicine Imaging, 2017-2040 (USD Million)

Nuclear Medicine Imaging	2017	2024	2025	2026	2027	2032	2040	CAGR (%)
Gamma Camera and SPECT Imaging	xx.xx	xx.xx	xx.xx	xx.xx	xx.xx	xx.xx	xx.xx	xx.xx
Standalone PET Imaging	xx.xx	xx.xx	xx.xx	xx.xx	xx.xx	xx.xx	xx.xx	xx.xx
Total	**xx.xx**	**xx.xx**	**xx.xx**	**xx.xx**	**xx.xx**	**xx.xx**	**xx.xx**	**xx.xx**

Table 483. South Korea Medical Imaging Equipment Maintenance Services Market Size, by Clinical Use, 2017-2040 (USD Million)

Clinical Use	2017	2024	2025	2026	2027	2032	2040	CAGR (%)
Diagnostic and Screening Imaging	xx.xx	xx.xx	xx.xx	xx.xx	xx.xx	xx.xx	xx.xx	xx.xx
Image-Guided Intervention	xx.xx	xx.xx	xx.xx	xx.xx	xx.xx	xx.xx	xx.xx	xx.xx
Shared-Use Imaging	xx.xx	xx.xx	xx.xx	xx.xx	xx.xx	xx.xx	xx.xx	xx.xx
Treatment-Planning Imaging	xx.xx	xx.xx	xx.xx	xx.xx	xx.xx	xx.xx	xx.xx	xx.xx
Total	**xx.xx**	**xx.xx**	**xx.xx**	**xx.xx**	**xx.xx**	**xx.xx**	**xx.xx**	**xx.xx**

Table 484. South Korea Medical Imaging Equipment Maintenance Services Market Size, by End User, 2017-2040 (USD Million)

End User	2017	2024	2025	2026	2027	2032	2040	CAGR (%)
Ambulatory Care Centers	xx.xx	xx.xx	xx.xx	xx.xx	xx.xx	xx.xx	xx.xx	xx.xx
Dental Practices	xx.xx	xx.xx	xx.xx	xx.xx	xx.xx	xx.xx	xx.xx	xx.xx
Diagnostic Imaging Centers	xx.xx	xx.xx	xx.xx	xx.xx	xx.xx	xx.xx	xx.xx	xx.xx
Hospitals	xx.xx	xx.xx	xx.xx	xx.xx	xx.xx	xx.xx	xx.xx	xx.xx
Medical and Allied Health Practices	xx.xx	xx.xx	xx.xx	xx.xx	xx.xx	xx.xx	xx.xx	xx.xx
Mobile Imaging Operators	xx.xx	xx.xx	xx.xx	xx.xx	xx.xx	xx.xx	xx.xx	xx.xx
Total	**xx.xx**	**xx.xx**	**xx.xx**	**xx.xx**	**xx.xx**	**xx.xx**	**xx.xx**	**xx.xx**

Table 485. South Korea Medical Imaging Equipment Maintenance Services Market Size, by Service Delivery, 2017-2040 (USD Million)

Service Delivery	2017	2024	2025	2026	2027	2032	2040	CAGR (%)
Depot Repair	xx.xx	xx.xx	xx.xx	xx.xx	xx.xx	xx.xx	xx.xx	xx.xx
Integrated Service Delivery	xx.xx	xx.xx	xx.xx	xx.xx	xx.xx	xx.xx	xx.xx	xx.xx
On-Site Service	xx.xx	xx.xx	xx.xx	xx.xx	xx.xx	xx.xx	xx.xx	xx.xx
Remote Service	xx.xx	xx.xx	xx.xx	xx.xx	xx.xx	xx.xx	xx.xx	xx.xx
Total	**xx.xx**	**xx.xx**	**xx.xx**	**xx.xx**	**xx.xx**	**xx.xx**	**xx.xx**	**xx.xx**

Table 486. South Korea Medical Imaging Equipment Maintenance Services Market Size, by Procurement Route, 2017-2040 (USD Million)

Procurement Route	2017	2024	2025	2026	2027	2032	2040	CAGR (%)
Framework and Master-Agreement Orders	xx.xx	xx.xx	xx.xx	xx.xx	xx.xx	xx.xx	xx.xx	xx.xx
Standalone Procurement	xx.xx	xx.xx	xx.xx	xx.xx	xx.xx	xx.xx	xx.xx	xx.xx
Total	**xx.xx**	**xx.xx**	**xx.xx**	**xx.xx**	**xx.xx**	**xx.xx**	**xx.xx**	**xx.xx**

Table 487. South Korea Medical Imaging Equipment Maintenance Services Market Size, by Service Provider Relationship, 2017-2040 (USD Million)

Service Provider Relationship	2017	2024	2025	2026	2027	2032	2040	CAGR (%)
Manufacturer-Provided Service	xx.xx	xx.xx	xx.xx	xx.xx	xx.xx	xx.xx	xx.xx	xx.xx
Third-Party Service	xx.xx	xx.xx	xx.xx	xx.xx	xx.xx	xx.xx	xx.xx	xx.xx
Total	**xx.xx**	**xx.xx**	**xx.xx**	**xx.xx**	**xx.xx**	**xx.xx**	**xx.xx**	**xx.xx**

Table 488. South Korea Medical Imaging Equipment Maintenance Services Market Size, by Contract Coverage, 2017-2040 (USD Million)

Contract Coverage	2017	2024	2025	2026	2027	2032	2040	CAGR (%)
Event-Specific Service	xx.xx	xx.xx	xx.xx	xx.xx	xx.xx	xx.xx	xx.xx	xx.xx
Full-Service Coverage	xx.xx	xx.xx	xx.xx	xx.xx	xx.xx	xx.xx	xx.xx	xx.xx
Limited-Service Coverage	xx.xx	xx.xx	xx.xx	xx.xx	xx.xx	xx.xx	xx.xx	xx.xx
Shared Maintenance Coverage	xx.xx	xx.xx	xx.xx	xx.xx	xx.xx	xx.xx	xx.xx	xx.xx
Total	**xx.xx**	**xx.xx**	**xx.xx**	**xx.xx**	**xx.xx**	**xx.xx**	**xx.xx**	**xx.xx**

Table 489. South Korea Medical Imaging Equipment Maintenance Services Market Size, by Pricing Model, 2017-2040 (USD Million)

Pricing Model	2017	2024	2025	2026	2027	2032	2040	CAGR (%)
Fixed Per-Event Fees	xx.xx	xx.xx	xx.xx	xx.xx	xx.xx	xx.xx	xx.xx	xx.xx
Fixed Periodic Fees	xx.xx	xx.xx	xx.xx	xx.xx	xx.xx	xx.xx	xx.xx	xx.xx
Hybrid Pricing	xx.xx	xx.xx	xx.xx	xx.xx	xx.xx	xx.xx	xx.xx	xx.xx
Time-and-Materials Pricing	xx.xx	xx.xx	xx.xx	xx.xx	xx.xx	xx.xx	xx.xx	xx.xx
Usage-Based Fees	xx.xx	xx.xx	xx.xx	xx.xx	xx.xx	xx.xx	xx.xx	xx.xx
Total	**xx.xx**	**xx.xx**	**xx.xx**	**xx.xx**	**xx.xx**	**xx.xx**	**xx.xx**	**xx.xx**

Table 490. South Korea Medical Imaging Equipment Maintenance Services Market Size, by Vendor Scope, 2017-2040 (USD Million)

Vendor Scope	2017	2024	2025	2026	2027	2032	2040	CAGR (%)
Multi-Vendor Coverage	xx.xx	xx.xx	xx.xx	xx.xx	xx.xx	xx.xx	xx.xx	xx.xx
Single-Vendor Coverage	xx.xx	xx.xx	xx.xx	xx.xx	xx.xx	xx.xx	xx.xx	xx.xx
Total	**xx.xx**	**xx.xx**	**xx.xx**	**xx.xx**	**xx.xx**	**xx.xx**	**xx.xx**	**xx.xx**

Table 491. South Korea Medical Imaging Equipment Maintenance Services Market Size, by Equipment Support Lifecycle, 2017-2040 (USD Million)

Equipment Support Lifecycle	2017	2024	2025	2026	2027	2032	2040	CAGR (%)
Beyond Manufacturer Support	xx.xx	xx.xx	xx.xx	xx.xx	xx.xx	xx.xx	xx.xx	xx.xx
Within Manufacturer Support	xx.xx	xx.xx	xx.xx	xx.xx	xx.xx	xx.xx	xx.xx	xx.xx
Total	**xx.xx**	**xx.xx**	**xx.xx**	**xx.xx**	**xx.xx**	**xx.xx**	**xx.xx**	**xx.xx**

Sources & Evidence

1. GE HealthCare Technologies Inc. - 2025 Form 10-K
   - Evidence informing the 2023 market-value input; displayed series and growth include calculations: Reported services revenue of USD xx.xx supplies a historical commercial-activity proxy; it is broader than imaging maintenance.
   - Evidence informing the 2024 market-value input; displayed series and growth include calculations: Reported services revenue of USD xx.xx supplies the comparable historical proxy.
2. GE HealthCare Technologies Inc. - 2022 Form 10-K
   - Evidence informing the 2020 market-value input; displayed series and growth include calculations: Services revenue of USD xx.xx anchors the high-cost equipment cohort's historical activity index.
   - Evidence informing the 2021 market-value input; displayed series and growth include calculations: Services revenue of USD xx.xx supplies the comparable activity index.
   - Evidence informing the 2022 market-value input; displayed series and growth include calculations: Services revenue of USD xx.xx supplies the activity index. The filing attributes the services decline primarily to unfavorable currency effects.
3. Health at a Glance 2025 - Diagnostic Technologies
   - Evidence informing the 2032 market-value input; displayed series and growth include calculations: Long-run increases in imaging activity support continued equipment demand; examination volumes are not substituted for maintenance revenue.
   - Evidence informing the 2040 market-value input; displayed series and growth include calculations: The observed country variation and incomplete coverage constrain long-run stock-growth assumptions and prohibit uniform worldwide density extrapolation.
4. OnWatch Predict
   - Evidence informing the 2032 market-value input; displayed series and growth include calculations: Conditional reported benefits support considering a service-efficiency counterforce, not applying downtime reductions directly to service revenue.
   - Evidence informing the 2040 market-value input; displayed series and growth include calculations: The offering supports retaining human and component fulfillment costs in the long-run forecast; it does not establish autonomous servicing or engineer replacement.

5. Unite In-House Service Solutions
   - Evidence informing the 2032 market-value input; displayed series and growth include calculations: The retained-labor boundary supports the modeled purchased-scope counterforce, without measuring future adoption.
   - Evidence informing the 2040 market-value input; displayed series and growth include calculations: The offering supports maintaining a distinction between installed equipment obligations and externally purchased service expenditure.
   - Evidence informing base-year allocation inputs; displayed values and growth are calculated: The offering excludes included onsite and planned-maintenance labor, supporting retained-work and purchased-payment distinctions, not observed adoption. ([gehealthcare.com](https://www.gehealthcare.com/en/services/unite-in-house))
   - Evidence informing forecast-year allocation inputs; displayed values and growth are calculated: The offering excludes included onsite and planned-maintenance labor, supporting retained-work and purchased-payment distinctions, not observed adoption. ([gehealthcare.com](https://www.gehealthcare.com/en/services/unite-in-house))
   - Evidence informing base-year allocation inputs; displayed values and growth are calculated: The published xx.xx% remote fix rate is a case-resolution observation, not remote-only revenue. Separately billed on-site labor supports the responsibility distinction.
   - Evidence informing forecast-year allocation inputs; displayed values and growth are calculated: The published xx.xx% remote fix rate is a case-resolution observation, not remote-only revenue. Separately billed on-site labor supports the responsibility distinction.
   - Evidence informing base-year allocation inputs; displayed values and growth are calculated: Excluded on-site and planned-maintenance labor prevents interpreting every remote-support plan as inclusive integrated fulfillment.
   - Evidence informing forecast-year allocation inputs; displayed values and growth are calculated: Excluded on-site and planned-maintenance labor prevents interpreting every remote-support plan as inclusive integrated fulfillment.
   - Evidence informing base-year allocation inputs; displayed values and growth are calculated: Periodic support with additional billed labor or parts supports mixed payment components rather than universal fixed full coverage.
   - Evidence informing forecast-year allocation inputs; displayed values and growth are calculated: Periodic support with additional billed labor or parts supports mixed payment components rather than universal fixed full coverage.
   - Evidence informing base-year allocation inputs; displayed values and growth are calculated: Enterprise offerings covering GE HealthCare assets establish an own-brand agreement example without measuring its market penetration.
   - Evidence informing forecast-year allocation inputs; displayed values and growth are calculated: Enterprise offerings covering GE HealthCare assets establish an own-brand agreement example without measuring its market penetration.

6. Philips Standard Terms and Conditions of Service, Revision 23, April 2024
   - Evidence informing the 2032 market-value input; displayed series and growth include calculations: Published lifecycle terms condition post-End-of-Life repair on parts and trained-personnel availability and remove the earlier uptime guarantee. These constrain assumed indefinite support extension.
   - Evidence informing the 2040 market-value input; displayed series and growth include calculations: The lifecycle conditions support including retirement and support limitations in long-run growth assumptions, but do not establish a dated global withdrawal event.
   - Evidence informing base-year allocation inputs; displayed values and growth are calculated: Post-End-of-Life obligations change materially, supporting a declared-support endpoint rather than an automatic equipment-age threshold.
   - Evidence informing forecast-year allocation inputs; displayed values and growth are calculated: Post-End-of-Life obligations change materially, supporting a declared-support endpoint rather than an automatic equipment-age threshold.
   - Evidence informing base-year allocation inputs; displayed values and growth are calculated: Post-endpoint repair depends on parts and trained-personnel availability without the earlier uptime guarantee; continuing service is conditional, not indefinite.
   - Evidence informing forecast-year allocation inputs; displayed values and growth are calculated: Post-endpoint repair depends on parts and trained-personnel availability without the earlier uptime guarantee; continuing service is conditional, not indefinite.
7. Health at a Glance 2025 - Diagnostic Technologies
   - Evidence informing base-year allocation inputs; displayed values and growth are calculated: Imaging-stock comparator.
   - Evidence informing forecast-year allocation inputs; displayed values and growth are calculated: Imaging-stock comparator.
8. Health at a Glance: Asia/Pacific 2024 - Medical Technologies
   - Evidence informing base-year allocation inputs; displayed values and growth are calculated: Installed-density anchor.
   - Evidence informing forecast-year allocation inputs; displayed values and growth are calculated: Installed-density anchor.

9. RadNet, Inc. - 2025 Form 10-K
   - Evidence informing base-year allocation inputs; displayed values and growth are calculated: The disclosed X-ray fleet provides a buyer-footprint check, not global maintenance revenue. ([sec.gov](https://www.sec.gov/Archives/edgar/data/xx.xx/xx.xx/rdnt-xx.xx.htm))
   - Evidence informing forecast-year allocation inputs; displayed values and growth are calculated: The disclosed X-ray fleet provides a buyer-footprint check, not global maintenance revenue. ([sec.gov](https://www.sec.gov/Archives/edgar/data/xx.xx/xx.xx/rdnt-xx.xx.htm))
   - Evidence informing base-year allocation inputs; displayed values and growth are calculated: The disclosed fluoroscopy fleet constrains the outpatient comparator's scope. ([sec.gov](https://www.sec.gov/Archives/edgar/data/xx.xx/xx.xx/rdnt-xx.xx.htm))
   - Evidence informing forecast-year allocation inputs; displayed values and growth are calculated: The disclosed fluoroscopy fleet constrains the outpatient comparator's scope. ([sec.gov](https://www.sec.gov/Archives/edgar/data/xx.xx/xx.xx/rdnt-xx.xx.htm))
   - Evidence informing base-year allocation inputs; displayed values and growth are calculated: CT fleet changes provide an independent relative-activity check. ([sec.gov](https://www.sec.gov/Archives/edgar/data/xx.xx/xx.xx/rdnt-xx.xx.htm))
   - Evidence informing forecast-year allocation inputs; displayed values and growth are calculated: CT fleet changes provide an independent relative-activity check. ([sec.gov](https://www.sec.gov/Archives/edgar/data/xx.xx/xx.xx/rdnt-xx.xx.htm))
   - Evidence informing base-year allocation inputs; displayed values and growth are calculated: MRI fleet changes inform a restrained relative-growth assumption. ([sec.gov](https://www.sec.gov/Archives/edgar/data/xx.xx/xx.xx/rdnt-xx.xx.htm))
   - Evidence informing forecast-year allocation inputs; displayed values and growth are calculated: MRI fleet changes inform a restrained relative-growth assumption. ([sec.gov](https://www.sec.gov/Archives/edgar/data/xx.xx/xx.xx/rdnt-xx.xx.htm))
   - Evidence informing base-year allocation inputs; displayed values and growth are calculated: Ultrasound fleet disclosure supplies a commercial-stock comparator. ([sec.gov](https://www.sec.gov/Archives/edgar/data/xx.xx/xx.xx/rdnt-xx.xx.htm))
   - Evidence informing forecast-year allocation inputs; displayed values and growth are calculated: Ultrasound fleet disclosure supplies a commercial-stock comparator. ([sec.gov](https://www.sec.gov/Archives/edgar/data/xx.xx/xx.xx/rdnt-xx.xx.htm))
   - Evidence informing base-year allocation inputs; displayed values and growth are calculated: Mammography fleet disclosure supplies a commercial-stock comparator. ([sec.gov](https://www.sec.gov/Archives/edgar/data/xx.xx/xx.xx/rdnt-xx.xx.htm))
   - Evidence informing forecast-year allocation inputs; displayed values and growth are calculated: Mammography fleet disclosure supplies a commercial-stock comparator. ([sec.gov](https://www.sec.gov/Archives/edgar/data/xx.xx/xx.xx/rdnt-xx.xx.htm))
   - Evidence informing base-year allocation inputs; displayed values and growth are calculated: PET/CT fleet growth provides a differentiated adoption comparator. ([sec.gov](https://www.sec.gov/Archives/edgar/data/xx.xx/xx.xx/rdnt-xx.xx.htm))
   - Evidence informing forecast-year allocation inputs; displayed values and growth are calculated: PET/CT fleet growth provides a differentiated adoption comparator. ([sec.gov](https://www.sec.gov/Archives/edgar/data/xx.xx/xx.xx/rdnt-xx.xx.htm))
   - Evidence informing base-year allocation inputs; displayed values and growth are calculated: Manufacturer service arrangements corroborate buyer-side participation, without a spending split. ([sec.gov](https://www.sec.gov/Archives/edgar/data/xx.xx/xx.xx/rdnt-xx.xx.htm))
   - Evidence informing forecast-year allocation inputs; displayed values and growth are calculated: Manufacturer service arrangements corroborate buyer-side participation, without a spending split. ([sec.gov](https://www.sec.gov/Archives/edgar/data/xx.xx/xx.xx/rdnt-xx.xx.htm))
   - Evidence informing base-year allocation inputs; displayed values and growth are calculated: The operator reports external manufacturer-service arrangements and modality fleets. Applying inherited fees produces a modeled fleet-activity index, not observed maintenance expense.
   - Evidence informing forecast-year allocation inputs; displayed values and growth are calculated: The operator reports external manufacturer-service arrangements and modality fleets. Applying inherited fees produces a modeled fleet-activity index, not observed maintenance expense.
   - Evidence informing base-year allocation inputs; displayed values and growth are calculated: The disclosed outpatient fleet is counterevidence against treating hospital-heavy national samples as universal buyer distributions.
   - Evidence informing forecast-year allocation inputs; displayed values and growth are calculated: The disclosed

10. Contracting in Medical Equipment Maintenance Services: An Empirical Investigation
    - Evidence informing base-year allocation inputs; displayed values and growth are calculated: The historical scanner dataset supplies observed plan-selection proportions, not current global value shares. ([business.columbia.edu](https://business.columbia.edu/sites/default/files-efs/pubfiles/xx.xx/besbes_contracting.pdf))
    - Evidence informing forecast-year allocation inputs; displayed values and growth are calculated: The historical scanner dataset supplies observed plan-selection proportions, not current global value shares. ([business.columbia.edu](https://business.columbia.edu/sites/default/files-efs/pubfiles/xx.xx/besbes_contracting.pdf))
    - Evidence informing base-year allocation inputs; displayed values and growth are calculated: Basic and partial plans constrain the narrower-standing-coverage model. ([business.columbia.edu](https://business.columbia.edu/sites/default/files-efs/pubfiles/xx.xx/besbes_contracting.pdf))
    - Evidence informing forecast-year allocation inputs; displayed values and growth are calculated: Basic and partial plans constrain the narrower-standing-coverage model. ([business.columbia.edu](https://business.columbia.edu/sites/default/files-efs/pubfiles/xx.xx/besbes_contracting.pdf))
    - Evidence informing base-year allocation inputs; displayed values and growth are calculated: Preventive obligations coexist with differing repair coverage or charging in the studied plans. ([business.columbia.edu](https://business.columbia.edu/sites/default/files-efs/pubfiles/xx.xx/besbes_contracting.pdf))
    - Evidence informing forecast-year allocation inputs; displayed values and growth are calculated: Preventive obligations coexist with differing repair coverage or charging in the studied plans. ([business.columbia.edu](https://business.columbia.edu/sites/default/files-efs/pubfiles/xx.xx/besbes_contracting.pdf))
    - Evidence informing base-year allocation inputs; displayed values and growth are calculated: Historical full-protection selection supplies a purchasing primitive, converted from plan counts to value using an explicit relative-spending assumption.
    - Evidence informing forecast-year allocation inputs; displayed values and growth are calculated: Historical full-protection selection supplies a purchasing primitive, converted from plan counts to value using an explicit relative-spending assumption.
    - Evidence informing base-year allocation inputs; displayed values and growth are calculated: Basic and partial plans contain annual fees plus variable charges, supporting Hybrid Pricing and preventing misclassification as pure time-and-materials.
    - Evidence informing forecast-year allocation inputs; displayed values and growth are calculated: Basic and partial plans contain annual fees plus variable charges, supporting Hybrid Pricing and preventing misclassification as pure time-and-materials.
    - Evidence informing base-year allocation inputs; displayed values and growth are calculated: The study's time-and-materials label includes an annual fee; it constrains exclusions from the pure no-retainer numerator rather than observing that category's current share.
    - Evidence informing forecast-year allocation inputs; displayed values and growth are calculated: The study's time-and-materials label includes an annual fee; it constrains exclusions from the pure no-retainer numerator rather than observing that category's current share.

11. Appendix 3: Framework Agreement Specification-Maintenance, Repair and Calibration of Medical Equipment

- Evidence informing base-year allocation inputs; displayed values and growth are calculated: Comprehensive procurement coverage combines scheduled maintenance and repairs. ([sccl.nhs.uk](https://www.sccl.nhs.uk/wp-content/uploads/2023/xx.xx/Maintenance-Appendix-xx.xx-Framework-Specification.pdf))
- Evidence informing forecast-year allocation inputs; displayed values and growth are calculated: Comprehensive procurement coverage combines scheduled maintenance and repairs. ([sccl.nhs.uk](https://www.sccl.nhs.uk/wp-content/uploads/2023/xx.xx/Maintenance-Appendix-xx.xx-Framework-Specification.pdf))
- Evidence informing base-year allocation inputs; displayed values and growth are calculated: Comprehensive cover and case-specific component treatment support obligation-based classification. ([sccl.nhs.uk](https://www.sccl.nhs.uk/wp-content/uploads/2023/xx.xx/Maintenance-Appendix-xx.xx-Framework-Specification.pdf))
- Evidence informing forecast-year allocation inputs; displayed values and growth are calculated: Comprehensive cover and case-specific component treatment support obligation-based classification. ([sccl.nhs.uk](https://www.sccl.nhs.uk/wp-content/uploads/2023/xx.xx/Maintenance-Appendix-xx.xx-Framework-Specification.pdf))
- Evidence informing base-year allocation inputs; displayed values and growth are calculated: Preventive-only, labor-only and component-limited options establish narrower standing obligations. ([sccl.nhs.uk](https://www.sccl.nhs.uk/wp-content/uploads/2023/xx.xx/Maintenance-Appendix-xx.xx-Framework-Specification.pdf))
- Evidence informing forecast-year allocation inputs; displayed values and growth are calculated: Preventive-only, labor-only and component-limited options establish narrower standing obligations. ([sccl.nhs.uk](https://www.sccl.nhs.uk/wp-content/uploads/2023/xx.xx/Maintenance-Appendix-xx.xx-Framework-Specification.pdf))
- Evidence informing base-year allocation inputs; displayed values and growth are calculated: Collaborative cover explicitly divides work between buyer and supplier. ([sccl.nhs.uk](https://www.sccl.nhs.uk/wp-content/uploads/2023/xx.xx/Maintenance-Appendix-xx.xx-Framework-Specification.pdf))
- Evidence informing forecast-year allocation inputs; displayed values and growth are calculated: Collaborative cover explicitly divides work between buyer and supplier. ([sccl.nhs.uk](https://www.sccl.nhs.uk/wp-content/uploads/2023/xx.xx/Maintenance-Appendix-xx.xx-Framework-Specification.pdf))

12. What's Included in Preventative Maintenance?

- Evidence informing base-year allocation inputs; displayed values and growth are calculated: Published PM-only monthly prices provide annualized narrow-service monetary anchors; they are not full-contract prices. ([blockimaging.com](https://www.blockimaging.com/blog/bid/xx.xx/what-s-included-in-imaging-equipment-preventative-maintenance-really))
- Evidence informing forecast-year allocation inputs; displayed values and growth are calculated: Published PM-only monthly prices provide annualized narrow-service monetary anchors; they are not full-contract prices. ([blockimaging.com](https://www.blockimaging.com/blog/bid/xx.xx/what-s-included-in-imaging-equipment-preventative-maintenance-really))
- Evidence informing base-year allocation inputs; displayed values and growth are calculated: Separately offered PM-only pricing constrains the relative-payment assumption for narrower coverage. ([blockimaging.com](https://www.blockimaging.com/blog/bid/xx.xx/what-s-included-in-imaging-equipment-preventative-maintenance-really))
- Evidence informing forecast-year allocation inputs; displayed values and growth are calculated: Separately offered PM-only pricing constrains the relative-payment assumption for narrower coverage. ([blockimaging.com](https://www.blockimaging.com/blog/bid/xx.xx/what-s-included-in-imaging-equipment-preventative-maintenance-really))

13. X-ray equipment performance surveys
    - Evidence informing base-year allocation inputs; displayed values and growth are calculated: A public healthcare provider separately offers equipment-performance surveys, corroborating an assessment deliverable without measuring its market share. ([uhb.nhs.uk](https://www.uhb.nhs.uk/services/radiation-protection/x-ray-equipment-performance-surveys/))
    - Evidence informing forecast-year allocation inputs; displayed values and growth are calculated: A public healthcare provider separately offers equipment-performance surveys, corroborating an assessment deliverable without measuring its market share. ([uhb.nhs.uk](https://www.uhb.nhs.uk/services/radiation-protection/x-ray-equipment-performance-surveys/))
14. High-Tech Medical Equipment: VA Has Opportunities to Improve Its Acquisition of Maintenance Services
    - Evidence informing base-year allocation inputs; displayed values and growth are calculated: Procurement-selected imaging service obligations and access constraints provide an OEM-retention counterweight, not a global maintenance share. ([gao.gov](https://www.gao.gov/assets/gao-xx.xx-xx.xx.pdf))
    - Evidence informing forecast-year allocation inputs; displayed values and growth are calculated: Procurement-selected imaging service obligations and access constraints provide an OEM-retention counterweight, not a global maintenance share. ([gao.gov](https://www.gao.gov/assets/gao-xx.xx-xx.xx.pdf))
    - Evidence informing base-year allocation inputs; displayed values and growth are calculated: Bounded third-party access-delay examples qualify frictionless substitution assumptions without establishing universal unsuitability. ([gao.gov](https://www.gao.gov/assets/gao-xx.xx-xx.xx.pdf))
    - Evidence informing forecast-year allocation inputs; displayed values and growth are calculated: Bounded third-party access-delay examples qualify frictionless substitution assumptions without establishing universal unsuitability. ([gao.gov](https://www.gao.gov/assets/gao-xx.xx-xx.xx.pdf))
    - Evidence informing base-year allocation inputs; displayed values and growth are calculated: Inspected route counts include xx.xx standalone contracts; the selected federal sample is adjusted rather than treated as Global spending prevalence.
    - Evidence informing forecast-year allocation inputs; displayed values and growth are calculated: Inspected route counts include xx.xx standalone contracts; the selected federal sample is adjusted rather than treated as Global spending prevalence.
    - Evidence informing base-year allocation inputs; displayed values and growth are calculated: Forty-two HTME and four Federal Supply Schedule orders supply the identifiable agreement-order count for a modeled relative-value bridge.
    - Evidence informing forecast-year allocation inputs; displayed values and growth are calculated: Forty-two HTME and four Federal Supply Schedule orders supply the identifiable agreement-order count for a modeled relative-value bridge.
15. Transcript: Final Guidance: Remanufacturing of Medical Devices, September 10, 2024
    - Evidence informing base-year allocation inputs; displayed values and growth are calculated: Manufacturer and third-party servicing roles depend on the particular device, supporting asset-specific attribution. ([fda.gov](https://www.fda.gov/media/xx.xx/download?attachment=))
    - Evidence informing forecast-year allocation inputs; displayed values and growth are calculated: Manufacturer and third-party servicing roles depend on the particular device, supporting asset-specific attribution. ([fda.gov](https://www.fda.gov/media/xx.xx/download?attachment=))
    - Evidence informing base-year allocation inputs; displayed values and growth are calculated: An OEM can service another entity's device as a third-party servicer. ([fda.gov](https://www.fda.gov/media/xx.xx/download?attachment=))
    - Evidence informing forecast-year allocation inputs; displayed values and growth are calculated: An OEM can service another entity's device as a third-party servicer. ([fda.gov](https://www.fda.gov/media/xx.xx/download?attachment=))

16. Multi-vendor services
    - Evidence informing base-year allocation inputs; displayed values and growth are calculated: The advertised Philips and non-Philips service scope demonstrates why corporate identity alone cannot establish OEM attribution.
    ([usa.philips.com](https://www.usa.philips.com/healthcare/service/healthcare-multi-vendor-services))
    - Evidence informing forecast-year allocation inputs; displayed values and growth are calculated: The advertised Philips and non-Philips service scope demonstrates why corporate identity alone cannot establish OEM attribution.
    ([usa.philips.com](https://www.usa.philips.com/healthcare/service/healthcare-multi-vendor-services))
    - Evidence informing base-year allocation inputs; displayed values and growth are calculated: Non-Philips equipment servicing establishes a commercial cross-manufacturer role, not its revenue proportion.
    ([usa.philips.com](https://www.usa.philips.com/healthcare/service/healthcare-multi-vendor-services))
    - Evidence informing forecast-year allocation inputs; displayed values and growth are calculated: Non-Philips equipment servicing establishes a commercial cross-manufacturer role, not its revenue proportion.
    ([usa.philips.com](https://www.usa.philips.com/healthcare/service/healthcare-multi-vendor-services))
    - Evidence informing base-year allocation inputs; displayed values and growth are calculated: Consolidated support for Philips and non-Philips equipment establishes agreement-level multi-vendor coverage; staffing scale and parts access do not measure penetration.
    - Evidence informing forecast-year allocation inputs; displayed values and growth are calculated: Consolidated support for Philips and non-Philips equipment establishes agreement-level multi-vendor coverage; staffing scale and parts access do not measure penetration.
17. San Bernardino County - File 11902: Asset Management Agreement with Renovo Solutions LLC for Maintenance Services
    - Evidence informing base-year allocation inputs; displayed values and growth are calculated: The approved 2025 three-year, xx.xx-asset agreement supplies a monetary third-party purchasing counterexample; approved value is not realized annual revenue.
    ([sanbernardino.legistar.com](https://sanbernardino.legistar.com/LegislationDetail.aspx?GUID=06EA5122-33FD-472E-B939-A8FA6E015FEB&ID=xx.xx&Options=&Search=))
    - Evidence informing forecast-year allocation inputs; displayed values and growth are calculated: The approved 2025 three-year, xx.xx-asset agreement supplies a monetary third-party purchasing counterexample; approved value is not realized annual revenue.
    ([sanbernardino.legistar.com](https://sanbernardino.legistar.com/LegislationDetail.aspx?GUID=06EA5122-33FD-472E-B939-A8FA6E015FEB&ID=xx.xx&Options=&Search=))
    - Evidence informing base-year allocation inputs; displayed values and growth are calculated: The public agreement combines scheduled maintenance, repairs and parts, supporting combined purchased obligations.
    ([sanbernardino.legistar.com](https://sanbernardino.legistar.com/LegislationDetail.aspx?GUID=06EA5122-33FD-472E-B939-A8FA6E015FEB&ID=xx.xx&Options=&Search=))
    - Evidence informing forecast-year allocation inputs; displayed values and growth are calculated: The public agreement combines scheduled maintenance, repairs and parts, supporting combined purchased obligations.
    ([sanbernardino.legistar.com](https://sanbernardino.legistar.com/LegislationDetail.aspx?GUID=06EA5122-33FD-472E-B939-A8FA6E015FEB&ID=xx.xx&Options=&Search=))
18. Radiation Protection in Newer Medical Imaging Techniques: PET/CT - Safety Reports Series No. 58
    - Evidence informing forecast-year allocation inputs; displayed values and growth are calculated: The 2008 commercial equipment-sales discussion supports historical standalone-to-hybrid substitution, not a current maintenance share or retirement rate.
    ([www-pub.iaea.org](https://www-pub.iaea.org/MTCD/Publications/PDF/pub1343_web.pdf))
    - Evidence informing forecast-year allocation inputs; displayed values and growth are calculated: Historical PET/CT equipment adoption supplies a directional substitution premise, not contemporary service revenue.
    ([www-pub.iaea.org](https://www-pub.iaea.org/MTCD/Publications/PDF/pub1343_web.pdf))

19. Nexaris-At the nexus of treatment innovation

    · Evidence informing base-year allocation inputs; displayed values and growth are calculated: Named Angio-CT and Angio-MR-CT offerings corroborate integrated interventional configurations, not their maintenance terms, installed count or revenue.
    ([siemens-healthineers.com](https://www.siemens-healthineers.com/angio/nexaris-therapy-suites))

    · Evidence informing forecast-year allocation inputs; displayed values and growth are calculated: Named Angio-CT and Angio-MR-CT offerings corroborate integrated interventional configurations, not their maintenance terms, installed count or revenue.
    ([siemens-healthineers.com](https://www.siemens-healthineers.com/angio/nexaris-therapy-suites))

20. Development of Applications for the Elmammo Avant Class Dedicated Breast PET System

    · Evidence informing base-year allocation inputs; displayed values and growth are calculated: Ten dedicated-PET installations reported by August 2017 establish dated niche commercial activity, not current worldwide stock.
    ([shimadzu.com](https://www.shimadzu.com/about/magazine/tec_news/srv74_12/report08.html))

    · Evidence informing forecast-year allocation inputs; displayed values and growth are calculated: Ten dedicated-PET installations reported by August 2017 establish dated niche commercial activity, not current worldwide stock.
    ([shimadzu.com](https://www.shimadzu.com/about/magazine/tec_news/srv74_12/report08.html))

21. Release of High-Resolution PET System PositView Utilizing High Resolution to Support Research and Development into Diagnosis and Early Treatment for Dementia

    · Evidence informing base-year allocation inputs; displayed values and growth are calculated: The July xx.xx 2025 U.S. marketing announcement provides counterevidence to treating all standalone PET activity as declining legacy systems; maintenance adoption remains unmeasured.
    ([shimadzu-usa.com](https://www.shimadzu-usa.com/news/2025/2025jul25.html))

    · Evidence informing forecast-year allocation inputs; displayed values and growth are calculated: The July xx.xx 2025 U.S. marketing announcement provides counterevidence to treating all standalone PET activity as declining legacy systems; maintenance adoption remains unmeasured.
    ([shimadzu-usa.com](https://www.shimadzu-usa.com/news/2025/2025jul25.html))

22. DIrectory of RAdiotherapy Centres (DIRAC)

    · Evidence informing base-year allocation inputs; displayed values and growth are calculated: Current registry footprint exceeds xx.xx radiotherapy centres; this constrains the assumed treatment-planning customer pool but does not report 2025 simulator stocks or maintenance revenue.

    · Evidence informing forecast-year allocation inputs; displayed values and growth are calculated: Current registry footprint exceeds xx.xx radiotherapy centres; this constrains the assumed treatment-planning customer pool but does not report 2025 simulator stocks or maintenance revenue.

23. Maintenance of the Somatom Definition AS CT simulator from Siemens

    · Evidence informing forecast-year allocation inputs; displayed values and growth are calculated: CT-simulator maintenance was awarded September xx.xx 2026 for EUR xx.xx. Unknown contract duration prevents conversion into annual spending; the award supports a distinct purchased planning-asset obligation.

24. Canadian Medical Imaging Inventory 2022-2023: Provincial and Territorial Overview
    - Evidence informing base-year allocation inputs; displayed values and growth are calculated: Reported hospital and private-facility site types constrain buyer attribution, with explicit regional and classification limitations.
    - Evidence informing forecast-year allocation inputs; displayed values and growth are calculated: Reported hospital and private-facility site types constrain buyer attribution, with explicit regional and classification limitations.
    - Evidence informing base-year allocation inputs; displayed values and growth are calculated: Private-site participation supplies an outpatient calibration lead; private ownership is not equated automatically with imaging-centre status.
    - Evidence informing forecast-year allocation inputs; displayed values and growth are calculated: Private-site participation supplies an outpatient calibration lead; private ownership is not equated automatically with imaging-centre status.
    - Evidence informing base-year allocation inputs; displayed values and growth are calculated: Modality-specific 2022-2023 age distributions supply observed inputs to the explicitly assumed age-to-support-endpoint bridge.
    - Evidence informing forecast-year allocation inputs; displayed values and growth are calculated: Modality-specific 2022-2023 age distributions supply observed inputs to the explicitly assumed age-to-support-endpoint bridge.
    - Evidence informing base-year allocation inputs; displayed values and growth are calculated: Older-equipment distributions constrain the beyond-support model but do not directly measure manufacturer support withdrawal.
    - Evidence informing forecast-year allocation inputs; displayed values and growth are calculated: Older-equipment distributions constrain the beyond-support model but do not directly measure manufacturer support withdrawal.
25. MLN909060 - Independent Diagnostic Testing Facility, February 2026
    - Evidence informing forecast-year allocation inputs; displayed values and growth are calculated: Official mobile-IDTF distinctions separate clinical operators from equipment/personnel leasing and establish a maintenance responsibility, not an outsourcing percentage.
26. Maintenance service agreements
    - Evidence informing base-year allocation inputs; displayed values and growth are calculated: Approximately xx.xx% remotely resolved corrective cases constrain channel assumptions but cannot be substituted for remote-only spending.
    - Evidence informing forecast-year allocation inputs; displayed values and growth are calculated: Approximately xx.xx% remotely resolved corrective cases constrain channel assumptions but cannot be substituted for remote-only spending.
    - Evidence informing base-year allocation inputs; displayed values and growth are calculated: RightFit combines field and remote expertise under customizable agreements, supporting an inseparable integrated-obligation category.
    - Evidence informing forecast-year allocation inputs; displayed values and growth are calculated: RightFit combines field and remote expertise under customizable agreements, supporting an inseparable integrated-obligation category.
    - Evidence informing base-year allocation inputs; displayed values and growth are calculated: Field-engineer access remains part of the commercial offering; remote resolution does not eliminate purchased attendance obligations.
    - Evidence informing forecast-year allocation inputs; displayed values and growth are calculated: Field-engineer access remains part of the commercial offering; remote resolution does not eliminate purchased attendance obligations.

27. Portable Ultrasound Repair Depot
    - Evidence informing base-year allocation inputs; displayed values and growth are calculated: Accepted portable ultrasound systems are repaired at a service centre, supporting a system-level depot channel with eligibility and repaired-portion limits.
    - Evidence informing forecast-year allocation inputs; displayed values and growth are calculated: Accepted portable ultrasound systems are repaired at a service centre, supporting a system-level depot channel with eligibility and repaired-portion limits.
    - Evidence informing base-year allocation inputs; displayed values and growth are calculated: Flat-rate repair for eligible jobs establishes event-specific pricing, while excluded cases receive alternative quotations; adoption is not disclosed.
    - Evidence informing forecast-year allocation inputs; displayed values and growth are calculated: Flat-rate repair for eligible jobs establishes event-specific pricing, while excluded cases receive alternative quotations; adoption is not disclosed.
28. Managed Neutral Vendor Services
    - Evidence informing forecast-year allocation inputs; displayed values and growth are calculated: The managed framework runs January xx.xx 2026-January xx.xx 2030 and requires mini-competition. It supports route availability, not realized maintenance revenue or guaranteed continuation to 2032.
29. TruPay - GE HealthCare commercial brochure
    - Evidence informing base-year allocation inputs; displayed values and growth are calculated: The official brochure has a fixed first-xx.xx-patient price plus further usage slabs, supporting minimum-plus-variable classification when both components apply.
    - Evidence informing forecast-year allocation inputs; displayed values and growth are calculated: The official brochure has a fixed first-xx.xx-patient price plus further usage slabs, supporting minimum-plus-variable classification when both components apply.
    - Evidence informing base-year allocation inputs; displayed values and growth are calculated: The explicit minimum payment constrains the pure Usage-Based Fees numerator; a pay-per-use promotional label does not independently establish variable-only billing.
    - Evidence informing forecast-year allocation inputs; displayed values and growth are calculated: The explicit minimum payment constrains the pure Usage-Based Fees numerator; a pay-per-use promotional label does not independently establish variable-only billing.
30. Flexible Multi-Vendor Medical Imaging Equipment Service
    - Evidence informing base-year allocation inputs; displayed values and growth are calculated: A disclosed Time & Materials option supports a separate input-charged commercial route without reporting realized revenue or exact customer terms.
    - Evidence informing forecast-year allocation inputs; displayed values and growth are calculated: A disclosed Time & Materials option supports a separate input-charged commercial route without reporting realized revenue or exact customer terms.
    - Evidence informing base-year allocation inputs; displayed values and growth are calculated: Advertised post-OEM-support service corroborates continuing commercial participation beyond manufacturer support, but not universal model eligibility.
    - Evidence informing forecast-year allocation inputs; displayed values and growth are calculated: Advertised post-OEM-support service corroborates continuing commercial participation beyond manufacturer support, but not universal model eligibility.

20.10. Australia

Table 492. Australia Medical Imaging Equipment Maintenance Services Market Size, 2017-2040 (USD Million)

Country	2017	2024	2025	2026	2027	2032	2040	CAGR (%)
Australia	**xx.xx**	**xx.xx**	**xx.xx**	**xx.xx**	**xx.xx**	**xx.xx**	**xx.xx**	**xx.xx**

Table 493. Australia Medical Imaging Equipment Maintenance Services Market Size, by Maintenance Function, 2017-2040 (USD Million)

Maintenance Function	2017	2024	2025	2026	2027	2032	2040	CAGR (%)
Combined Preventive and Corrective Maintenance	xx.xx	xx.xx	xx.xx	xx.xx	xx.xx	xx.xx	xx.xx	xx.xx
Corrective Maintenance	xx.xx	xx.xx	xx.xx	xx.xx	xx.xx	xx.xx	xx.xx	xx.xx
Inspection and Verification	xx.xx	xx.xx	xx.xx	xx.xx	xx.xx	xx.xx	xx.xx	xx.xx
Preventive Maintenance	xx.xx	xx.xx	xx.xx	xx.xx	xx.xx	xx.xx	xx.xx	xx.xx
Total	**xx.xx**	**xx.xx**	**xx.xx**	**xx.xx**	**xx.xx**	**xx.xx**	**xx.xx**	**xx.xx**

Table 494. Australia Medical Imaging Equipment Maintenance Services Market Size, by Imaging Modality, 2017-2040 (USD Million)

Imaging Modality	2017	2024	2025	2026	2027	2032	2040	CAGR (%)
Bone Densitometry	xx.xx	xx.xx	xx.xx	xx.xx	xx.xx	xx.xx	xx.xx	xx.xx
Computed Tomography	xx.xx	xx.xx	xx.xx	xx.xx	xx.xx	xx.xx	xx.xx	xx.xx
Dental Radiology	xx.xx	xx.xx	xx.xx	xx.xx	xx.xx	xx.xx	xx.xx	xx.xx
Fluoroscopy and Angiography	xx.xx	xx.xx	xx.xx	xx.xx	xx.xx	xx.xx	xx.xx	xx.xx
General Radiography	xx.xx	xx.xx	xx.xx	xx.xx	xx.xx	xx.xx	xx.xx	xx.xx
Hybrid Imaging	xx.xx	xx.xx	xx.xx	xx.xx	xx.xx	xx.xx	xx.xx	xx.xx
Magnetic Resonance Imaging	xx.xx	xx.xx	xx.xx	xx.xx	xx.xx	xx.xx	xx.xx	xx.xx
Mammography	xx.xx	xx.xx	xx.xx	xx.xx	xx.xx	xx.xx	xx.xx	xx.xx
Nuclear Medicine Imaging	xx.xx	xx.xx	xx.xx	xx.xx	xx.xx	xx.xx	xx.xx	xx.xx
Ultrasound	xx.xx	xx.xx	xx.xx	xx.xx	xx.xx	xx.xx	xx.xx	xx.xx
Total	**xx.xx**	**xx.xx**	**xx.xx**	**xx.xx**	**xx.xx**	**xx.xx**	**xx.xx**	**xx.xx**

Table 495. Australia Medical Imaging Equipment Maintenance Services Market Size, by Hybrid Imaging, 2017-2040 (USD Million)

Hybrid Imaging	2017	2024	2025	2026	2027	2032	2040	CAGR (%)
Hybrid Interventional Imaging	xx.xx	xx.xx	xx.xx	xx.xx	xx.xx	xx.xx	xx.xx	xx.xx
PET/CT	xx.xx	xx.xx	xx.xx	xx.xx	xx.xx	xx.xx	xx.xx	xx.xx
PET/MRI	xx.xx	xx.xx	xx.xx	xx.xx	xx.xx	xx.xx	xx.xx	xx.xx
SPECT/CT	xx.xx	xx.xx	xx.xx	xx.xx	xx.xx	xx.xx	xx.xx	xx.xx
Total	**xx.xx**	**xx.xx**	**xx.xx**	**xx.xx**	**xx.xx**	**xx.xx**	**xx.xx**	**xx.xx**

Table 496. Australia Medical Imaging Equipment Maintenance Services Market Size, by Nuclear Medicine Imaging, 2017-2040 (USD Million)

Nuclear Medicine Imaging	2017	2024	2025	2026	2027	2032	2040	CAGR (%)
Gamma Camera and SPECT Imaging	xx.xx	xx.xx	xx.xx	xx.xx	xx.xx	xx.xx	xx.xx	xx.xx
Standalone PET Imaging	xx.xx	xx.xx	xx.xx	xx.xx	xx.xx	xx.xx	xx.xx	xx.xx
Total	**xx.xx**	**xx.xx**	**xx.xx**	**xx.xx**	**xx.xx**	**xx.xx**	**xx.xx**	**xx.xx**

Table 497. Australia Medical Imaging Equipment Maintenance Services Market Size, by Clinical Use, 2017-2040 (USD Million)

Clinical Use	2017	2024	2025	2026	2027	2032	2040	CAGR (%)
Diagnostic and Screening Imaging	xx.xx	xx.xx	xx.xx	xx.xx	xx.xx	xx.xx	xx.xx	xx.xx
Image-Guided Intervention	xx.xx	xx.xx	xx.xx	xx.xx	xx.xx	xx.xx	xx.xx	xx.xx
Shared-Use Imaging	xx.xx	xx.xx	xx.xx	xx.xx	xx.xx	xx.xx	xx.xx	xx.xx
Treatment-Planning Imaging	xx.xx	xx.xx	xx.xx	xx.xx	xx.xx	xx.xx	xx.xx	xx.xx
Total	**xx.xx**	**xx.xx**	**xx.xx**	**xx.xx**	**xx.xx**	**xx.xx**	**xx.xx**	**xx.xx**

Table 498. Australia Medical Imaging Equipment Maintenance Services Market Size, by End User, 2017-2040 (USD Million)

End User	2017	2024	2025	2026	2027	2032	2040	CAGR (%)
Ambulatory Care Centers	xx.xx	xx.xx	xx.xx	xx.xx	xx.xx	xx.xx	xx.xx	xx.xx
Dental Practices	xx.xx	xx.xx	xx.xx	xx.xx	xx.xx	xx.xx	xx.xx	xx.xx
Diagnostic Imaging Centers	xx.xx	xx.xx	xx.xx	xx.xx	xx.xx	xx.xx	xx.xx	xx.xx
Hospitals	xx.xx	xx.xx	xx.xx	xx.xx	xx.xx	xx.xx	xx.xx	xx.xx
Medical and Allied Health Practices	xx.xx	xx.xx	xx.xx	xx.xx	xx.xx	xx.xx	xx.xx	xx.xx
Mobile Imaging Operators	xx.xx	xx.xx	xx.xx	xx.xx	xx.xx	xx.xx	xx.xx	xx.xx
Total	**xx.xx**	**xx.xx**	**xx.xx**	**xx.xx**	**xx.xx**	**xx.xx**	**xx.xx**	**xx.xx**

Table 499. Australia Medical Imaging Equipment Maintenance Services Market Size, by Service Delivery, 2017-2040 (USD Million)

Service Delivery	2017	2024	2025	2026	2027	2032	2040	CAGR (%)
Depot Repair	xx.xx	xx.xx	xx.xx	xx.xx	xx.xx	xx.xx	xx.xx	xx.xx
Integrated Service Delivery	xx.xx	xx.xx	xx.xx	xx.xx	xx.xx	xx.xx	xx.xx	xx.xx
On-Site Service	xx.xx	xx.xx	xx.xx	xx.xx	xx.xx	xx.xx	xx.xx	xx.xx
Remote Service	xx.xx	xx.xx	xx.xx	xx.xx	xx.xx	xx.xx	xx.xx	xx.xx
Total	**xx.xx**	**xx.xx**	**xx.xx**	**xx.xx**	**xx.xx**	**xx.xx**	**xx.xx**	**xx.xx**

Table 500. Australia Medical Imaging Equipment Maintenance Services Market Size, by Procurement Route, 2017-2040 (USD Million)

Procurement Route	2017	2024	2025	2026	2027	2032	2040	CAGR (%)
Framework and Master-Agreement Orders	xx.xx	xx.xx	xx.xx	xx.xx	xx.xx	xx.xx	xx.xx	xx.xx
Standalone Procurement	xx.xx	xx.xx	xx.xx	xx.xx	xx.xx	xx.xx	xx.xx	xx.xx
Total	**xx.xx**	**xx.xx**	**xx.xx**	**xx.xx**	**xx.xx**	**xx.xx**	**xx.xx**	**xx.xx**

Table 501. Australia Medical Imaging Equipment Maintenance Services Market Size, by Service Provider Relationship, 2017-2040 (USD Million)

Service Provider Relationship	2017	2024	2025	2026	2027	2032	2040	CAGR (%)
Manufacturer-Provided Service	xx.xx	xx.xx	xx.xx	xx.xx	xx.xx	xx.xx	xx.xx	xx.xx
Third-Party Service	xx.xx	xx.xx	xx.xx	xx.xx	xx.xx	xx.xx	xx.xx	xx.xx
Total	**xx.xx**	**xx.xx**	**xx.xx**	**xx.xx**	**xx.xx**	**xx.xx**	**xx.xx**	**xx.xx**

Table 502. Australia Medical Imaging Equipment Maintenance Services Market Size, by Contract Coverage, 2017-2040 (USD Million)

Contract Coverage	2017	2024	2025	2026	2027	2032	2040	CAGR (%)
Event-Specific Service	xx.xx	xx.xx	xx.xx	xx.xx	xx.xx	xx.xx	xx.xx	xx.xx
Full-Service Coverage	xx.xx	xx.xx	xx.xx	xx.xx	xx.xx	xx.xx	xx.xx	xx.xx
Limited-Service Coverage	xx.xx	xx.xx	xx.xx	xx.xx	xx.xx	xx.xx	xx.xx	xx.xx
Shared Maintenance Coverage	xx.xx	xx.xx	xx.xx	xx.xx	xx.xx	xx.xx	xx.xx	xx.xx
Total	**xx.xx**	**xx.xx**	**xx.xx**	**xx.xx**	**xx.xx**	**xx.xx**	**xx.xx**	**xx.xx**

Table 503. Australia Medical Imaging Equipment Maintenance Services Market Size, by Pricing Model, 2017-2040 (USD Million)

Pricing Model	2017	2024	2025	2026	2027	2032	2040	CAGR (%)
Fixed Per-Event Fees	xx.xx	xx.xx	xx.xx	xx.xx	xx.xx	xx.xx	xx.xx	xx.xx
Fixed Periodic Fees	xx.xx	xx.xx	xx.xx	xx.xx	xx.xx	xx.xx	xx.xx	xx.xx
Hybrid Pricing	xx.xx	xx.xx	xx.xx	xx.xx	xx.xx	xx.xx	xx.xx	xx.xx
Time-and-Materials Pricing	xx.xx	xx.xx	xx.xx	xx.xx	xx.xx	xx.xx	xx.xx	xx.xx
Usage-Based Fees	xx.xx	xx.xx	xx.xx	xx.xx	xx.xx	xx.xx	xx.xx	xx.xx
Total	**xx.xx**	**xx.xx**	**xx.xx**	**xx.xx**	**xx.xx**	**xx.xx**	**xx.xx**	**xx.xx**

Table 504. Australia Medical Imaging Equipment Maintenance Services Market Size, by Vendor Scope, 2017-2040 (USD Million)

Vendor Scope	2017	2024	2025	2026	2027	2032	2040	CAGR (%)
Multi-Vendor Coverage	xx.xx	xx.xx	xx.xx	xx.xx	xx.xx	xx.xx	xx.xx	xx.xx
Single-Vendor Coverage	xx.xx	xx.xx	xx.xx	xx.xx	xx.xx	xx.xx	xx.xx	xx.xx
Total	**xx.xx**	**xx.xx**	**xx.xx**	**xx.xx**	**xx.xx**	**xx.xx**	**xx.xx**	**xx.xx**

Table 505. Australia Medical Imaging Equipment Maintenance Services Market Size, by Equipment Support Lifecycle, 2017-2040 (USD Million)

Equipment Support Lifecycle	2017	2024	2025	2026	2027	2032	2040	CAGR (%)
Beyond Manufacturer Support	xx.xx	xx.xx	xx.xx	xx.xx	xx.xx	xx.xx	xx.xx	xx.xx
Within Manufacturer Support	xx.xx	xx.xx	xx.xx	xx.xx	xx.xx	xx.xx	xx.xx	xx.xx
Total	**xx.xx**	**xx.xx**	**xx.xx**	**xx.xx**	**xx.xx**	**xx.xx**	**xx.xx**	**xx.xx**

Sources & Evidence

1. GE HealthCare Technologies Inc. - 2025 Form 10-K
   - Evidence informing the 2023 market-value input; displayed series and growth include calculations: Reported services revenue of USD xx.xx supplies a historical commercial-activity proxy; it is broader than imaging maintenance.
   - Evidence informing the 2024 market-value input; displayed series and growth include calculations: Reported services revenue of USD xx.xx supplies the comparable historical proxy.
2. GE HealthCare Technologies Inc. - 2022 Form 10-K
   - Evidence informing the 2020 market-value input; displayed series and growth include calculations: Services revenue of USD xx.xx anchors the high-cost equipment cohort's historical activity index.
   - Evidence informing the 2021 market-value input; displayed series and growth include calculations: Services revenue of USD xx.xx supplies the comparable activity index.
   - Evidence informing the 2022 market-value input; displayed series and growth include calculations: Services revenue of USD xx.xx supplies the activity index. The filing attributes the services decline primarily to unfavorable currency effects.
3. Health at a Glance 2025 - Diagnostic Technologies
   - Evidence informing the 2032 market-value input; displayed series and growth include calculations: Long-run increases in imaging activity support continued equipment demand; examination volumes are not substituted for maintenance revenue.
   - Evidence informing the 2040 market-value input; displayed series and growth include calculations: The observed country variation and incomplete coverage constrain long-run stock-growth assumptions and prohibit uniform worldwide density extrapolation.
4. OnWatch Predict
   - Evidence informing the 2032 market-value input; displayed series and growth include calculations: Conditional reported benefits support considering a service-efficiency counterforce, not applying downtime reductions directly to service revenue.
   - Evidence informing the 2040 market-value input; displayed series and growth include calculations: The offering supports retaining human and component fulfillment costs in the long-run forecast; it does not establish autonomous servicing or engineer replacement.

5. Unite In-House Service Solutions
   - Evidence informing the 2032 market-value input; displayed series and growth include calculations: The retained-labor boundary supports the modeled purchased-scope counterforce, without measuring future adoption.
   - Evidence informing the 2040 market-value input; displayed series and growth include calculations: The offering supports maintaining a distinction between installed equipment obligations and externally purchased service expenditure.
   - Evidence informing base-year allocation inputs; displayed values and growth are calculated: The offering excludes included onsite and planned-maintenance labor, supporting retained-work and purchased-payment distinctions, not observed adoption. ([gehealthcare.com](https://www.gehealthcare.com/en/services/unite-in-house))
   - Evidence informing forecast-year allocation inputs; displayed values and growth are calculated: The offering excludes included onsite and planned-maintenance labor, supporting retained-work and purchased-payment distinctions, not observed adoption. ([gehealthcare.com](https://www.gehealthcare.com/en/services/unite-in-house))
   - Evidence informing base-year allocation inputs; displayed values and growth are calculated: The published xx.xx% remote fix rate is a case-resolution observation, not remote-only revenue. Separately billed on-site labor supports the responsibility distinction.
   - Evidence informing forecast-year allocation inputs; displayed values and growth are calculated: The published xx.xx% remote fix rate is a case-resolution observation, not remote-only revenue. Separately billed on-site labor supports the responsibility distinction.
   - Evidence informing base-year allocation inputs; displayed values and growth are calculated: Excluded on-site and planned-maintenance labor prevents interpreting every remote-support plan as inclusive integrated fulfillment.
   - Evidence informing forecast-year allocation inputs; displayed values and growth are calculated: Excluded on-site and planned-maintenance labor prevents interpreting every remote-support plan as inclusive integrated fulfillment.
   - Evidence informing base-year allocation inputs; displayed values and growth are calculated: Periodic support with additional billed labor or parts supports mixed payment components rather than universal fixed full coverage.
   - Evidence informing forecast-year allocation inputs; displayed values and growth are calculated: Periodic support with additional billed labor or parts supports mixed payment components rather than universal fixed full coverage.
   - Evidence informing base-year allocation inputs; displayed values and growth are calculated: Enterprise offerings covering GE HealthCare assets establish an own-brand agreement example without measuring its market penetration.
   - Evidence informing forecast-year allocation inputs; displayed values and growth are calculated: Enterprise offerings covering GE HealthCare assets establish an own-brand agreement example without measuring its market penetration.

6. Philips Standard Terms and Conditions of Service, Revision 23, April 2024
   - Evidence informing the 2032 market-value input; displayed series and growth include calculations: Published lifecycle terms condition post-End-of-Life repair on parts and trained-personnel availability and remove the earlier uptime guarantee. These constrain assumed indefinite support extension.
   - Evidence informing the 2040 market-value input; displayed series and growth include calculations: The lifecycle conditions support including retirement and support limitations in long-run growth assumptions, but do not establish a dated global withdrawal event.
   - Evidence informing base-year allocation inputs; displayed values and growth are calculated: Post-End-of-Life obligations change materially, supporting a declared-support endpoint rather than an automatic equipment-age threshold.
   - Evidence informing forecast-year allocation inputs; displayed values and growth are calculated: Post-End-of-Life obligations change materially, supporting a declared-support endpoint rather than an automatic equipment-age threshold.
   - Evidence informing base-year allocation inputs; displayed values and growth are calculated: Post-endpoint repair depends on parts and trained-personnel availability without the earlier uptime guarantee; continuing service is conditional, not indefinite.
   - Evidence informing forecast-year allocation inputs; displayed values and growth are calculated: Post-endpoint repair depends on parts and trained-personnel availability without the earlier uptime guarantee; continuing service is conditional, not indefinite.
7. Health at a Glance 2025 - Diagnostic Technologies
   - Evidence informing base-year allocation inputs; displayed values and growth are calculated: Coverage limitation.
   - Evidence informing forecast-year allocation inputs; displayed values and growth are calculated: Coverage limitation.
8. Health at a Glance: Asia/Pacific 2024 - Medical Technologies
   - Evidence informing base-year allocation inputs; displayed values and growth are calculated: Density and reimbursement-coverage anchors.
   - Evidence informing forecast-year allocation inputs; displayed values and growth are calculated: Density and reimbursement-coverage anchors.
9. Diagnostic Imaging Accreditation Scheme - Australian Commission on Safety and Quality in Health Care
   - Evidence informing base-year allocation inputs; displayed values and growth are calculated: Equipment-appropriate training, local licensing and records constrain service access, without measuring an outsourcing share.
   - Evidence informing forecast-year allocation inputs; displayed values and growth are calculated: Equipment-appropriate training, local licensing and records constrain service access, without measuring an outsourcing share.

10. RadNet, Inc. - 2025 Form 10-K

- Evidence informing base-year allocation inputs; displayed values and growth are calculated: The disclosed X-ray fleet provides a buyer-footprint check, not global maintenance revenue. ([sec.gov](https://www.sec.gov/Archives/edgar/data/xx.xx/xx.xx/rdnt-xx.xx.htm))
- Evidence informing forecast-year allocation inputs; displayed values and growth are calculated: The disclosed X-ray fleet provides a buyer-footprint check, not global maintenance revenue. ([sec.gov](https://www.sec.gov/Archives/edgar/data/xx.xx/xx.xx/rdnt-xx.xx.htm))
- Evidence informing base-year allocation inputs; displayed values and growth are calculated: The disclosed fluoroscopy fleet constrains the outpatient comparator's scope. ([sec.gov](https://www.sec.gov/Archives/edgar/data/xx.xx/xx.xx/rdnt-xx.xx.htm))
- Evidence informing forecast-year allocation inputs; displayed values and growth are calculated: The disclosed fluoroscopy fleet constrains the outpatient comparator's scope. ([sec.gov](https://www.sec.gov/Archives/edgar/data/xx.xx/xx.xx/rdnt-xx.xx.htm))
- Evidence informing base-year allocation inputs; displayed values and growth are calculated: CT fleet changes provide an independent relative-activity check. ([sec.gov](https://www.sec.gov/Archives/edgar/data/xx.xx/xx.xx/rdnt-xx.xx.htm))
- Evidence informing forecast-year allocation inputs; displayed values and growth are calculated: CT fleet changes provide an independent relative-activity check. ([sec.gov](https://www.sec.gov/Archives/edgar/data/xx.xx/xx.xx/rdnt-xx.xx.htm))
- Evidence informing base-year allocation inputs; displayed values and growth are calculated: MRI fleet changes inform a restrained relative-growth assumption. ([sec.gov](https://www.sec.gov/Archives/edgar/data/xx.xx/xx.xx/rdnt-xx.xx.htm))
- Evidence informing forecast-year allocation inputs; displayed values and growth are calculated: MRI fleet changes inform a restrained relative-growth assumption. ([sec.gov](https://www.sec.gov/Archives/edgar/data/xx.xx/xx.xx/rdnt-xx.xx.htm))
- Evidence informing base-year allocation inputs; displayed values and growth are calculated: Ultrasound fleet disclosure supplies a commercial-stock comparator. ([sec.gov](https://www.sec.gov/Archives/edgar/data/xx.xx/xx.xx/rdnt-xx.xx.htm))
- Evidence informing forecast-year allocation inputs; displayed values and growth are calculated: Ultrasound fleet disclosure supplies a commercial-stock comparator. ([sec.gov](https://www.sec.gov/Archives/edgar/data/xx.xx/xx.xx/rdnt-xx.xx.htm))
- Evidence informing base-year allocation inputs; displayed values and growth are calculated: Mammography fleet disclosure supplies a commercial-stock comparator. ([sec.gov](https://www.sec.gov/Archives/edgar/data/xx.xx/xx.xx/rdnt-xx.xx.htm))
- Evidence informing forecast-year allocation inputs; displayed values and growth are calculated: Mammography fleet disclosure supplies a commercial-stock comparator. ([sec.gov](https://www.sec.gov/Archives/edgar/data/xx.xx/xx.xx/rdnt-xx.xx.htm))
- Evidence informing base-year allocation inputs; displayed values and growth are calculated: PET/CT fleet growth provides a differentiated adoption comparator. ([sec.gov](https://www.sec.gov/Archives/edgar/data/xx.xx/xx.xx/rdnt-xx.xx.htm))
- Evidence informing forecast-year allocation inputs; displayed values and growth are calculated: PET/CT fleet growth provides a differentiated adoption comparator. ([sec.gov](https://www.sec.gov/Archives/edgar/data/xx.xx/xx.xx/rdnt-xx.xx.htm))
- Evidence informing base-year allocation inputs; displayed values and growth are calculated: Manufacturer service arrangements corroborate buyer-side participation, without a spending split. ([sec.gov](https://www.sec.gov/Archives/edgar/data/xx.xx/xx.xx/rdnt-xx.xx.htm))
- Evidence informing forecast-year allocation inputs; displayed values and growth are calculated: Manufacturer service arrangements corroborate buyer-side participation, without a spending split. ([sec.gov](https://www.sec.gov/Archives/edgar/data/xx.xx/xx.xx/rdnt-xx.xx.htm))
- Evidence informing base-year allocation inputs; displayed values and growth are calculated: The operator reports external manufacturer-service arrangements and modality fleets. Applying inherited fees produces a modeled fleet-activity index, not observed maintenance expense.
- Evidence informing forecast-year allocation inputs; displayed values and growth are calculated: The operator reports external manufacturer-service arrangements and modality fleets. Applying inherited fees produces a modeled fleet-activity index, not observed maintenance expense.
- Evidence informing base-year allocation inputs; displayed values and growth are calculated: The disclosed outpatient fleet is counterevidence against treating hospital-heavy national samples as universal buyer distributions.
- Evidence informing forecast-year allocation inputs; displayed values and growth are calculated: The disclosed

11. Contracting in Medical Equipment Maintenance Services: An Empirical Investigation
    - Evidence informing base-year allocation inputs; displayed values and growth are calculated: The historical scanner dataset supplies observed plan-selection proportions, not current global value shares. ([business.columbia.edu](https://business.columbia.edu/sites/default/files-efs/pubfiles/xx.xx/besbes_contracting.pdf))
    - Evidence informing forecast-year allocation inputs; displayed values and growth are calculated: The historical scanner dataset supplies observed plan-selection proportions, not current global value shares. ([business.columbia.edu](https://business.columbia.edu/sites/default/files-efs/pubfiles/xx.xx/besbes_contracting.pdf))
    - Evidence informing base-year allocation inputs; displayed values and growth are calculated: Basic and partial plans constrain the narrower-standing-coverage model. ([business.columbia.edu](https://business.columbia.edu/sites/default/files-efs/pubfiles/xx.xx/besbes_contracting.pdf))
    - Evidence informing forecast-year allocation inputs; displayed values and growth are calculated: Basic and partial plans constrain the narrower-standing-coverage model. ([business.columbia.edu](https://business.columbia.edu/sites/default/files-efs/pubfiles/xx.xx/besbes_contracting.pdf))
    - Evidence informing base-year allocation inputs; displayed values and growth are calculated: Preventive obligations coexist with differing repair coverage or charging in the studied plans. ([business.columbia.edu](https://business.columbia.edu/sites/default/files-efs/pubfiles/xx.xx/besbes_contracting.pdf))
    - Evidence informing forecast-year allocation inputs; displayed values and growth are calculated: Preventive obligations coexist with differing repair coverage or charging in the studied plans. ([business.columbia.edu](https://business.columbia.edu/sites/default/files-efs/pubfiles/xx.xx/besbes_contracting.pdf))
    - Evidence informing base-year allocation inputs; displayed values and growth are calculated: Historical full-protection selection supplies a purchasing primitive, converted from plan counts to value using an explicit relative-spending assumption.
    - Evidence informing forecast-year allocation inputs; displayed values and growth are calculated: Historical full-protection selection supplies a purchasing primitive, converted from plan counts to value using an explicit relative-spending assumption.
    - Evidence informing base-year allocation inputs; displayed values and growth are calculated: Basic and partial plans contain annual fees plus variable charges, supporting Hybrid Pricing and preventing misclassification as pure time-and-materials.
    - Evidence informing forecast-year allocation inputs; displayed values and growth are calculated: Basic and partial plans contain annual fees plus variable charges, supporting Hybrid Pricing and preventing misclassification as pure time-and-materials.
    - Evidence informing base-year allocation inputs; displayed values and growth are calculated: The study's time-and-materials label includes an annual fee; it constrains exclusions from the pure no-retainer numerator rather than observing that category's current share.
    - Evidence informing forecast-year allocation inputs; displayed values and growth are calculated: The study's time-and-materials label includes an annual fee; it constrains exclusions from the pure no-retainer numerator rather than observing that category's current share.

12. Appendix 3: Framework Agreement Specification-Maintenance, Repair and Calibration of Medical Equipment

- Evidence informing base-year allocation inputs; displayed values and growth are calculated: Comprehensive procurement coverage combines scheduled maintenance and repairs. ([sccl.nhs.uk](https://www.sccl.nhs.uk/wp-content/uploads/2023/xx.xx/Maintenance-Appendix-xx.xx-Framework-Specification.pdf))
- Evidence informing forecast-year allocation inputs; displayed values and growth are calculated: Comprehensive procurement coverage combines scheduled maintenance and repairs. ([sccl.nhs.uk](https://www.sccl.nhs.uk/wp-content/uploads/2023/xx.xx/Maintenance-Appendix-xx.xx-Framework-Specification.pdf))
- Evidence informing base-year allocation inputs; displayed values and growth are calculated: Comprehensive cover and case-specific component treatment support obligation-based classification. ([sccl.nhs.uk](https://www.sccl.nhs.uk/wp-content/uploads/2023/xx.xx/Maintenance-Appendix-xx.xx-Framework-Specification.pdf))
- Evidence informing forecast-year allocation inputs; displayed values and growth are calculated: Comprehensive cover and case-specific component treatment support obligation-based classification. ([sccl.nhs.uk](https://www.sccl.nhs.uk/wp-content/uploads/2023/xx.xx/Maintenance-Appendix-xx.xx-Framework-Specification.pdf))
- Evidence informing base-year allocation inputs; displayed values and growth are calculated: Preventive-only, labor-only and component-limited options establish narrower standing obligations. ([sccl.nhs.uk](https://www.sccl.nhs.uk/wp-content/uploads/2023/xx.xx/Maintenance-Appendix-xx.xx-Framework-Specification.pdf))
- Evidence informing forecast-year allocation inputs; displayed values and growth are calculated: Preventive-only, labor-only and component-limited options establish narrower standing obligations. ([sccl.nhs.uk](https://www.sccl.nhs.uk/wp-content/uploads/2023/xx.xx/Maintenance-Appendix-xx.xx-Framework-Specification.pdf))
- Evidence informing base-year allocation inputs; displayed values and growth are calculated: Collaborative cover explicitly divides work between buyer and supplier. ([sccl.nhs.uk](https://www.sccl.nhs.uk/wp-content/uploads/2023/xx.xx/Maintenance-Appendix-xx.xx-Framework-Specification.pdf))
- Evidence informing forecast-year allocation inputs; displayed values and growth are calculated: Collaborative cover explicitly divides work between buyer and supplier. ([sccl.nhs.uk](https://www.sccl.nhs.uk/wp-content/uploads/2023/xx.xx/Maintenance-Appendix-xx.xx-Framework-Specification.pdf))

13. What's Included in Preventative Maintenance?

- Evidence informing base-year allocation inputs; displayed values and growth are calculated: Published PM-only monthly prices provide annualized narrow-service monetary anchors; they are not full-contract prices. ([blockimaging.com](https://www.blockimaging.com/blog/bid/xx.xx/what-s-included-in-imaging-equipment-preventative-maintenance-really))
- Evidence informing forecast-year allocation inputs; displayed values and growth are calculated: Published PM-only monthly prices provide annualized narrow-service monetary anchors; they are not full-contract prices. ([blockimaging.com](https://www.blockimaging.com/blog/bid/xx.xx/what-s-included-in-imaging-equipment-preventative-maintenance-really))
- Evidence informing base-year allocation inputs; displayed values and growth are calculated: Separately offered PM-only pricing constrains the relative-payment assumption for narrower coverage. ([blockimaging.com](https://www.blockimaging.com/blog/bid/xx.xx/what-s-included-in-imaging-equipment-preventative-maintenance-really))
- Evidence informing forecast-year allocation inputs; displayed values and growth are calculated: Separately offered PM-only pricing constrains the relative-payment assumption for narrower coverage. ([blockimaging.com](https://www.blockimaging.com/blog/bid/xx.xx/what-s-included-in-imaging-equipment-preventative-maintenance-really))

14. X-ray equipment performance surveys
    - Evidence informing base-year allocation inputs; displayed values and growth are calculated: A public healthcare provider separately offers equipment-performance surveys, corroborating an assessment deliverable without measuring its market share. ([uhb.nhs.uk](https://www.uhb.nhs.uk/services/radiation-protection/x-ray-equipment-performance-surveys/))
    - Evidence informing forecast-year allocation inputs; displayed values and growth are calculated: A public healthcare provider separately offers equipment-performance surveys, corroborating an assessment deliverable without measuring its market share. ([uhb.nhs.uk](https://www.uhb.nhs.uk/services/radiation-protection/x-ray-equipment-performance-surveys/))
15. High-Tech Medical Equipment: VA Has Opportunities to Improve Its Acquisition of Maintenance Services
    - Evidence informing base-year allocation inputs; displayed values and growth are calculated: Procurement-selected imaging service obligations and access constraints provide an OEM-retention counterweight, not a global maintenance share. ([gao.gov](https://www.gao.gov/assets/gao-xx.xx-xx.xx.pdf))
    - Evidence informing forecast-year allocation inputs; displayed values and growth are calculated: Procurement-selected imaging service obligations and access constraints provide an OEM-retention counterweight, not a global maintenance share. ([gao.gov](https://www.gao.gov/assets/gao-xx.xx-xx.xx.pdf))
    - Evidence informing base-year allocation inputs; displayed values and growth are calculated: Bounded third-party access-delay examples qualify frictionless substitution assumptions without establishing universal unsuitability. ([gao.gov](https://www.gao.gov/assets/gao-xx.xx-xx.xx.pdf))
    - Evidence informing forecast-year allocation inputs; displayed values and growth are calculated: Bounded third-party access-delay examples qualify frictionless substitution assumptions without establishing universal unsuitability. ([gao.gov](https://www.gao.gov/assets/gao-xx.xx-xx.xx.pdf))
    - Evidence informing base-year allocation inputs; displayed values and growth are calculated: Inspected route counts include xx.xx standalone contracts; the selected federal sample is adjusted rather than treated as Global spending prevalence.
    - Evidence informing forecast-year allocation inputs; displayed values and growth are calculated: Inspected route counts include xx.xx standalone contracts; the selected federal sample is adjusted rather than treated as Global spending prevalence.
    - Evidence informing base-year allocation inputs; displayed values and growth are calculated: Forty-two HTME and four Federal Supply Schedule orders supply the identifiable agreement-order count for a modeled relative-value bridge.
    - Evidence informing forecast-year allocation inputs; displayed values and growth are calculated: Forty-two HTME and four Federal Supply Schedule orders supply the identifiable agreement-order count for a modeled relative-value bridge.
16. Transcript: Final Guidance: Remanufacturing of Medical Devices, September 10, 2024
    - Evidence informing base-year allocation inputs; displayed values and growth are calculated: Manufacturer and third-party servicing roles depend on the particular device, supporting asset-specific attribution. ([fda.gov](https://www.fda.gov/media/xx.xx/download?attachment=))
    - Evidence informing forecast-year allocation inputs; displayed values and growth are calculated: Manufacturer and third-party servicing roles depend on the particular device, supporting asset-specific attribution. ([fda.gov](https://www.fda.gov/media/xx.xx/download?attachment=))
    - Evidence informing base-year allocation inputs; displayed values and growth are calculated: An OEM can service another entity's device as a third-party servicer. ([fda.gov](https://www.fda.gov/media/xx.xx/download?attachment=))
    - Evidence informing forecast-year allocation inputs; displayed values and growth are calculated: An OEM can service another entity's device as a third-party servicer. ([fda.gov](https://www.fda.gov/media/xx.xx/download?attachment=))

17. Multi-vendor services
    - Evidence informing base-year allocation inputs; displayed values and growth are calculated: The advertised Philips and non-Philips service scope demonstrates why corporate identity alone cannot establish OEM attribution.
    ([usa.philips.com](https://www.usa.philips.com/healthcare/service/healthcare-multi-vendor-services))
    - Evidence informing forecast-year allocation inputs; displayed values and growth are calculated: The advertised Philips and non-Philips service scope demonstrates why corporate identity alone cannot establish OEM attribution.
    ([usa.philips.com](https://www.usa.philips.com/healthcare/service/healthcare-multi-vendor-services))
    - Evidence informing base-year allocation inputs; displayed values and growth are calculated: Non-Philips equipment servicing establishes a commercial cross-manufacturer role, not its revenue proportion.
    ([usa.philips.com](https://www.usa.philips.com/healthcare/service/healthcare-multi-vendor-services))
    - Evidence informing forecast-year allocation inputs; displayed values and growth are calculated: Non-Philips equipment servicing establishes a commercial cross-manufacturer role, not its revenue proportion.
    ([usa.philips.com](https://www.usa.philips.com/healthcare/service/healthcare-multi-vendor-services))
    - Evidence informing base-year allocation inputs; displayed values and growth are calculated: Consolidated support for Philips and non-Philips equipment establishes agreement-level multi-vendor coverage; staffing scale and parts access do not measure penetration.
    - Evidence informing forecast-year allocation inputs; displayed values and growth are calculated: Consolidated support for Philips and non-Philips equipment establishes agreement-level multi-vendor coverage; staffing scale and parts access do not measure penetration.
18. San Bernardino County - File 11902: Asset Management Agreement with Renovo Solutions LLC for Maintenance Services
    - Evidence informing base-year allocation inputs; displayed values and growth are calculated: The approved 2025 three-year, xx.xx-asset agreement supplies a monetary third-party purchasing counterexample; approved value is not realized annual revenue.
    ([sanbernardino.legistar.com](https://sanbernardino.legistar.com/LegislationDetail.aspx?GUID=06EA5122-33FD-472E-B939-A8FA6E015FEB&ID=xx.xx&Options=&Search=))
    - Evidence informing forecast-year allocation inputs; displayed values and growth are calculated: The approved 2025 three-year, xx.xx-asset agreement supplies a monetary third-party purchasing counterexample; approved value is not realized annual revenue.
    ([sanbernardino.legistar.com](https://sanbernardino.legistar.com/LegislationDetail.aspx?GUID=06EA5122-33FD-472E-B939-A8FA6E015FEB&ID=xx.xx&Options=&Search=))
    - Evidence informing base-year allocation inputs; displayed values and growth are calculated: The public agreement combines scheduled maintenance, repairs and parts, supporting combined purchased obligations.
    ([sanbernardino.legistar.com](https://sanbernardino.legistar.com/LegislationDetail.aspx?GUID=06EA5122-33FD-472E-B939-A8FA6E015FEB&ID=xx.xx&Options=&Search=))
    - Evidence informing forecast-year allocation inputs; displayed values and growth are calculated: The public agreement combines scheduled maintenance, repairs and parts, supporting combined purchased obligations.
    ([sanbernardino.legistar.com](https://sanbernardino.legistar.com/LegislationDetail.aspx?GUID=06EA5122-33FD-472E-B939-A8FA6E015FEB&ID=xx.xx&Options=&Search=))
19. Radiation Protection in Newer Medical Imaging Techniques: PET/CT - Safety Reports Series No. 58
    - Evidence informing forecast-year allocation inputs; displayed values and growth are calculated: The 2008 commercial equipment-sales discussion supports historical standalone-to-hybrid substitution, not a current maintenance share or retirement rate.
    ([www-pub.iaea.org](https://www-pub.iaea.org/MTCD/Publications/PDF/pub1343_web.pdf))
    - Evidence informing forecast-year allocation inputs; displayed values and growth are calculated: Historical PET/CT equipment adoption supplies a directional substitution premise, not contemporary service revenue.
    ([www-pub.iaea.org](https://www-pub.iaea.org/MTCD/Publications/PDF/pub1343_web.pdf))

20. Nexaris-At the nexus of treatment innovation

    · Evidence informing base-year allocation inputs; displayed values and growth are calculated: Named Angio-CT and Angio-MR-CT offerings corroborate integrated interventional configurations, not their maintenance terms, installed count or revenue. ([siemens-healthineers.com](https://www.siemens-healthineers.com/angio/nexaris-therapy-suites))

    · Evidence informing forecast-year allocation inputs; displayed values and growth are calculated: Named Angio-CT and Angio-MR-CT offerings corroborate integrated interventional configurations, not their maintenance terms, installed count or revenue. ([siemens-healthineers.com](https://www.siemens-healthineers.com/angio/nexaris-therapy-suites))

21. Development of Applications for the Elmammo Avant Class Dedicated Breast PET System

    · Evidence informing base-year allocation inputs; displayed values and growth are calculated: Ten dedicated-PET installations reported by August 2017 establish dated niche commercial activity, not current worldwide stock. ([shimadzu.com](https://www.shimadzu.com/about/magazine/tec_news/srv74_12/report08.html))

    · Evidence informing forecast-year allocation inputs; displayed values and growth are calculated: Ten dedicated-PET installations reported by August 2017 establish dated niche commercial activity, not current worldwide stock. ([shimadzu.com](https://www.shimadzu.com/about/magazine/tec_news/srv74_12/report08.html))

22. Release of High-Resolution PET System PositView Utilizing High Resolution to Support Research and Development into Diagnosis and Early Treatment for Dementia

    · Evidence informing base-year allocation inputs; displayed values and growth are calculated: The July xx.xx 2025 U.S. marketing announcement provides counterevidence to treating all standalone PET activity as declining legacy systems; maintenance adoption remains unmeasured. ([shimadzu-usa.com](https://www.shimadzu-usa.com/news/2025/2025jul25.html))

    · Evidence informing forecast-year allocation inputs; displayed values and growth are calculated: The July xx.xx 2025 U.S. marketing announcement provides counterevidence to treating all standalone PET activity as declining legacy systems; maintenance adoption remains unmeasured. ([shimadzu-usa.com](https://www.shimadzu-usa.com/news/2025/2025jul25.html))

23. DIrectory of RAdiotherapy Centres (DIRAC)

    · Evidence informing base-year allocation inputs; displayed values and growth are calculated: Current registry footprint exceeds xx.xx radiotherapy centres; this constrains the assumed treatment-planning customer pool but does not report 2025 simulator stocks or maintenance revenue.

    · Evidence informing forecast-year allocation inputs; displayed values and growth are calculated: Current registry footprint exceeds xx.xx radiotherapy centres; this constrains the assumed treatment-planning customer pool but does not report 2025 simulator stocks or maintenance revenue.

24. Maintenance of the Somatom Definition AS CT simulator from Siemens

    · Evidence informing forecast-year allocation inputs; displayed values and growth are calculated: CT-simulator maintenance was awarded September xx.xx 2026 for EUR xx.xx. Unknown contract duration prevents conversion into annual spending; the award supports a distinct purchased planning-asset obligation.

25. Canadian Medical Imaging Inventory 2022-2023: Provincial and Territorial Overview
    - Evidence informing base-year allocation inputs; displayed values and growth are calculated: Reported hospital and private-facility site types constrain buyer attribution, with explicit regional and classification limitations.
    - Evidence informing forecast-year allocation inputs; displayed values and growth are calculated: Reported hospital and private-facility site types constrain buyer attribution, with explicit regional and classification limitations.
    - Evidence informing base-year allocation inputs; displayed values and growth are calculated: Private-site participation supplies an outpatient calibration lead; private ownership is not equated automatically with imaging-centre status.
    - Evidence informing forecast-year allocation inputs; displayed values and growth are calculated: Private-site participation supplies an outpatient calibration lead; private ownership is not equated automatically with imaging-centre status.
    - Evidence informing base-year allocation inputs; displayed values and growth are calculated: Modality-specific 2022-2023 age distributions supply observed inputs to the explicitly assumed age-to-support-endpoint bridge.
    - Evidence informing forecast-year allocation inputs; displayed values and growth are calculated: Modality-specific 2022-2023 age distributions supply observed inputs to the explicitly assumed age-to-support-endpoint bridge.
    - Evidence informing base-year allocation inputs; displayed values and growth are calculated: Older-equipment distributions constrain the beyond-support model but do not directly measure manufacturer support withdrawal.
    - Evidence informing forecast-year allocation inputs; displayed values and growth are calculated: Older-equipment distributions constrain the beyond-support model but do not directly measure manufacturer support withdrawal.
26. MLN909060 - Independent Diagnostic Testing Facility, February 2026
    - Evidence informing forecast-year allocation inputs; displayed values and growth are calculated: Official mobile-IDTF distinctions separate clinical operators from equipment/personnel leasing and establish a maintenance responsibility, not an outsourcing percentage.
27. Maintenance service agreements
    - Evidence informing base-year allocation inputs; displayed values and growth are calculated: Approximately xx.xx% remotely resolved corrective cases constrain channel assumptions but cannot be substituted for remote-only spending.
    - Evidence informing forecast-year allocation inputs; displayed values and growth are calculated: Approximately xx.xx% remotely resolved corrective cases constrain channel assumptions but cannot be substituted for remote-only spending.
    - Evidence informing base-year allocation inputs; displayed values and growth are calculated: RightFit combines field and remote expertise under customizable agreements, supporting an inseparable integrated-obligation category.
    - Evidence informing forecast-year allocation inputs; displayed values and growth are calculated: RightFit combines field and remote expertise under customizable agreements, supporting an inseparable integrated-obligation category.
    - Evidence informing base-year allocation inputs; displayed values and growth are calculated: Field-engineer access remains part of the commercial offering; remote resolution does not eliminate purchased attendance obligations.
    - Evidence informing forecast-year allocation inputs; displayed values and growth are calculated: Field-engineer access remains part of the commercial offering; remote resolution does not eliminate purchased attendance obligations.

28. Portable Ultrasound Repair Depot
    - Evidence informing base-year allocation inputs; displayed values and growth are calculated: Accepted portable ultrasound systems are repaired at a service centre, supporting a system-level depot channel with eligibility and repaired-portion limits.
    - Evidence informing forecast-year allocation inputs; displayed values and growth are calculated: Accepted portable ultrasound systems are repaired at a service centre, supporting a system-level depot channel with eligibility and repaired-portion limits.
    - Evidence informing base-year allocation inputs; displayed values and growth are calculated: Flat-rate repair for eligible jobs establishes event-specific pricing, while excluded cases receive alternative quotations; adoption is not disclosed.
    - Evidence informing forecast-year allocation inputs; displayed values and growth are calculated: Flat-rate repair for eligible jobs establishes event-specific pricing, while excluded cases receive alternative quotations; adoption is not disclosed.
29. Managed Neutral Vendor Services
    - Evidence informing forecast-year allocation inputs; displayed values and growth are calculated: The managed framework runs January xx.xx 2026-January xx.xx 2030 and requires mini-competition. It supports route availability, not realized maintenance revenue or guaranteed continuation to 2032.
30. TruPay - GE HealthCare commercial brochure
    - Evidence informing base-year allocation inputs; displayed values and growth are calculated: The official brochure has a fixed first-xx.xx-patient price plus further usage slabs, supporting minimum-plus-variable classification when both components apply.
    - Evidence informing forecast-year allocation inputs; displayed values and growth are calculated: The official brochure has a fixed first-xx.xx-patient price plus further usage slabs, supporting minimum-plus-variable classification when both components apply.
    - Evidence informing base-year allocation inputs; displayed values and growth are calculated: The explicit minimum payment constrains the pure Usage-Based Fees numerator; a pay-per-use promotional label does not independently establish variable-only billing.
    - Evidence informing forecast-year allocation inputs; displayed values and growth are calculated: The explicit minimum payment constrains the pure Usage-Based Fees numerator; a pay-per-use promotional label does not independently establish variable-only billing.
31. Flexible Multi-Vendor Medical Imaging Equipment Service
    - Evidence informing base-year allocation inputs; displayed values and growth are calculated: A disclosed Time & Materials option supports a separate input-charged commercial route without reporting realized revenue or exact customer terms.
    - Evidence informing forecast-year allocation inputs; displayed values and growth are calculated: A disclosed Time & Materials option supports a separate input-charged commercial route without reporting realized revenue or exact customer terms.
    - Evidence informing base-year allocation inputs; displayed values and growth are calculated: Advertised post-OEM-support service corroborates continuing commercial participation beyond manufacturer support, but not universal model eligibility.
    - Evidence informing forecast-year allocation inputs; displayed values and growth are calculated: Advertised post-OEM-support service corroborates continuing commercial participation beyond manufacturer support, but not universal model eligibility.

20.11. United Kingdom

Table 506. United Kingdom Medical Imaging Equipment Maintenance Services Market Size, 2017-2040 (USD Million)

Country	2017	2024	2025	2026	2027	2032	2040	CAGR (%)
United Kingdom	**xx.xx**	**xx.xx**	**xx.xx**	**xx.xx**	**xx.xx**	**xx.xx**	**xx.xx**	**xx.xx**

Table 507. United Kingdom Medical Imaging Equipment Maintenance Services Market Size, by Maintenance Function, 2017-2040 (USD Million)

Maintenance Function	2017	2024	2025	2026	2027	2032	2040	CAGR (%)
Combined Preventive and Corrective Maintenance	xx.xx	xx.xx	xx.xx	xx.xx	xx.xx	xx.xx	xx.xx	xx.xx
Corrective Maintenance	xx.xx	xx.xx	xx.xx	xx.xx	xx.xx	xx.xx	xx.xx	xx.xx
Inspection and Verification	xx.xx	xx.xx	xx.xx	xx.xx	xx.xx	xx.xx	xx.xx	xx.xx
Preventive Maintenance	xx.xx	xx.xx	xx.xx	xx.xx	xx.xx	xx.xx	xx.xx	xx.xx
Total	**xx.xx**	**xx.xx**	**xx.xx**	**xx.xx**	**xx.xx**	**xx.xx**	**xx.xx**	**xx.xx**

Table 508. United Kingdom Medical Imaging Equipment Maintenance Services Market Size, by Imaging Modality, 2017-2040 (USD Million)

Imaging Modality	2017	2024	2025	2026	2027	2032	2040	CAGR (%)
Bone Densitometry	xx.xx	xx.xx	xx.xx	xx.xx	xx.xx	xx.xx	xx.xx	xx.xx
Computed Tomography	xx.xx	xx.xx	xx.xx	xx.xx	xx.xx	xx.xx	xx.xx	xx.xx
Dental Radiology	xx.xx	xx.xx	xx.xx	xx.xx	xx.xx	xx.xx	xx.xx	xx.xx
Fluoroscopy and Angiography	xx.xx	xx.xx	xx.xx	xx.xx	xx.xx	xx.xx	xx.xx	xx.xx
General Radiography	xx.xx	xx.xx	xx.xx	xx.xx	xx.xx	xx.xx	xx.xx	xx.xx
Hybrid Imaging	xx.xx	xx.xx	xx.xx	xx.xx	xx.xx	xx.xx	xx.xx	xx.xx
Magnetic Resonance Imaging	xx.xx	xx.xx	xx.xx	xx.xx	xx.xx	xx.xx	xx.xx	xx.xx
Mammography	xx.xx	xx.xx	xx.xx	xx.xx	xx.xx	xx.xx	xx.xx	xx.xx
Nuclear Medicine Imaging	xx.xx	xx.xx	xx.xx	xx.xx	xx.xx	xx.xx	xx.xx	xx.xx
Ultrasound	xx.xx	xx.xx	xx.xx	xx.xx	xx.xx	xx.xx	xx.xx	xx.xx
Total	**xx.xx**	**xx.xx**	**xx.xx**	**xx.xx**	**xx.xx**	**xx.xx**	**xx.xx**	**xx.xx**

Table 509. United Kingdom Medical Imaging Equipment Maintenance Services Market Size, by Hybrid Imaging, 2017-2040 (USD Million)

Hybrid Imaging	2017	2024	2025	2026	2027	2032	2040	CAGR (%)
Hybrid Interventional Imaging	xx.xx	xx.xx	xx.xx	xx.xx	xx.xx	xx.xx	xx.xx	xx.xx
PET/CT	xx.xx	xx.xx	xx.xx	xx.xx	xx.xx	xx.xx	xx.xx	xx.xx
PET/MRI	xx.xx	xx.xx	xx.xx	xx.xx	xx.xx	xx.xx	xx.xx	xx.xx
SPECT/CT	xx.xx	xx.xx	xx.xx	xx.xx	xx.xx	xx.xx	xx.xx	xx.xx
Total	**xx.xx**	**xx.xx**	**xx.xx**	**xx.xx**	**xx.xx**	**xx.xx**	**xx.xx**	**xx.xx**

Table 510. United Kingdom Medical Imaging Equipment Maintenance Services Market Size, by Nuclear Medicine Imaging, 2017-2040 (USD Million)

Nuclear Medicine Imaging	2017	2024	2025	2026	2027	2032	2040	CAGR (%)
Gamma Camera and SPECT Imaging	xx.xx	xx.xx	xx.xx	xx.xx	xx.xx	xx.xx	xx.xx	xx.xx
Standalone PET Imaging	xx.xx	xx.xx	xx.xx	xx.xx	xx.xx	xx.xx	xx.xx	xx.xx
Total	**xx.xx**	**xx.xx**	**xx.xx**	**xx.xx**	**xx.xx**	**xx.xx**	**xx.xx**	**xx.xx**

Table 511. United Kingdom Medical Imaging Equipment Maintenance Services Market Size, by Clinical Use, 2017-2040 (USD Million)

Clinical Use	2017	2024	2025	2026	2027	2032	2040	CAGR (%)
Diagnostic and Screening Imaging	xx.xx	xx.xx	xx.xx	xx.xx	xx.xx	xx.xx	xx.xx	xx.xx
Image-Guided Intervention	xx.xx	xx.xx	xx.xx	xx.xx	xx.xx	xx.xx	xx.xx	xx.xx
Shared-Use Imaging	xx.xx	xx.xx	xx.xx	xx.xx	xx.xx	xx.xx	xx.xx	xx.xx
Treatment-Planning Imaging	xx.xx	xx.xx	xx.xx	xx.xx	xx.xx	xx.xx	xx.xx	xx.xx
Total	**xx.xx**	**xx.xx**	**xx.xx**	**xx.xx**	**xx.xx**	**xx.xx**	**xx.xx**	**xx.xx**

Table 512. United Kingdom Medical Imaging Equipment Maintenance Services Market Size, by End User, 2017-2040 (USD Million)

End User	2017	2024	2025	2026	2027	2032	2040	CAGR (%)
Ambulatory Care Centers	xx.xx	xx.xx	xx.xx	xx.xx	xx.xx	xx.xx	xx.xx	xx.xx
Dental Practices	xx.xx	xx.xx	xx.xx	xx.xx	xx.xx	xx.xx	xx.xx	xx.xx
Diagnostic Imaging Centers	xx.xx	xx.xx	xx.xx	xx.xx	xx.xx	xx.xx	xx.xx	xx.xx
Hospitals	xx.xx	xx.xx	xx.xx	xx.xx	xx.xx	xx.xx	xx.xx	xx.xx
Medical and Allied Health Practices	xx.xx	xx.xx	xx.xx	xx.xx	xx.xx	xx.xx	xx.xx	xx.xx
Mobile Imaging Operators	xx.xx	xx.xx	xx.xx	xx.xx	xx.xx	xx.xx	xx.xx	xx.xx
Total	**xx.xx**	**xx.xx**	**xx.xx**	**xx.xx**	**xx.xx**	**xx.xx**	**xx.xx**	**xx.xx**

Table 513. United Kingdom Medical Imaging Equipment Maintenance Services Market Size, by Service Delivery, 2017-2040 (USD Million)

Service Delivery	2017	2024	2025	2026	2027	2032	2040	CAGR (%)
Depot Repair	xx.xx	xx.xx	xx.xx	xx.xx	xx.xx	xx.xx	xx.xx	xx.xx
Integrated Service Delivery	xx.xx	xx.xx	xx.xx	xx.xx	xx.xx	xx.xx	xx.xx	xx.xx
On-Site Service	xx.xx	xx.xx	xx.xx	xx.xx	xx.xx	xx.xx	xx.xx	xx.xx
Remote Service	xx.xx	xx.xx	xx.xx	xx.xx	xx.xx	xx.xx	xx.xx	xx.xx
Total	**xx.xx**	**xx.xx**	**xx.xx**	**xx.xx**	**xx.xx**	**xx.xx**	**xx.xx**	**xx.xx**

Table 514. United Kingdom Medical Imaging Equipment Maintenance Services Market Size, by Procurement Route, 2017-2040 (USD Million)

Procurement Route	2017	2024	2025	2026	2027	2032	2040	CAGR (%)
Framework and Master-Agreement Orders	xx.xx	xx.xx	xx.xx	xx.xx	xx.xx	xx.xx	xx.xx	xx.xx
Standalone Procurement	xx.xx	xx.xx	xx.xx	xx.xx	xx.xx	xx.xx	xx.xx	xx.xx
Total	**xx.xx**	**xx.xx**	**xx.xx**	**xx.xx**	**xx.xx**	**xx.xx**	**xx.xx**	**xx.xx**

Table 515. United Kingdom Medical Imaging Equipment Maintenance Services Market Size, by Service Provider Relationship, 2017-2040 (USD Million)

Service Provider Relationship	2017	2024	2025	2026	2027	2032	2040	CAGR (%)
Manufacturer-Provided Service	xx.xx	xx.xx	xx.xx	xx.xx	xx.xx	xx.xx	xx.xx	xx.xx
Third-Party Service	xx.xx	xx.xx	xx.xx	xx.xx	xx.xx	xx.xx	xx.xx	xx.xx
Total	**xx.xx**	**xx.xx**	**xx.xx**	**xx.xx**	**xx.xx**	**xx.xx**	**xx.xx**	**xx.xx**

Table 516. United Kingdom Medical Imaging Equipment Maintenance Services Market Size, by Contract Coverage, 2017-2040 (USD Million)

Contract Coverage	2017	2024	2025	2026	2027	2032	2040	CAGR (%)
Event-Specific Service	xx.xx	xx.xx	xx.xx	xx.xx	xx.xx	xx.xx	xx.xx	xx.xx
Full-Service Coverage	xx.xx	xx.xx	xx.xx	xx.xx	xx.xx	xx.xx	xx.xx	xx.xx
Limited-Service Coverage	xx.xx	xx.xx	xx.xx	xx.xx	xx.xx	xx.xx	xx.xx	xx.xx
Shared Maintenance Coverage	xx.xx	xx.xx	xx.xx	xx.xx	xx.xx	xx.xx	xx.xx	xx.xx
Total	**xx.xx**	**xx.xx**	**xx.xx**	**xx.xx**	**xx.xx**	**xx.xx**	**xx.xx**	**xx.xx**

Table 517. United Kingdom Medical Imaging Equipment Maintenance Services Market Size, by Pricing Model, 2017-2040 (USD Million)

Pricing Model	2017	2024	2025	2026	2027	2032	2040	CAGR (%)
Fixed Per-Event Fees	xx.xx	xx.xx	xx.xx	xx.xx	xx.xx	xx.xx	xx.xx	xx.xx
Fixed Periodic Fees	xx.xx	xx.xx	xx.xx	xx.xx	xx.xx	xx.xx	xx.xx	xx.xx
Hybrid Pricing	xx.xx	xx.xx	xx.xx	xx.xx	xx.xx	xx.xx	xx.xx	xx.xx
Time-and-Materials Pricing	xx.xx	xx.xx	xx.xx	xx.xx	xx.xx	xx.xx	xx.xx	xx.xx
Usage-Based Fees	xx.xx	xx.xx	xx.xx	xx.xx	xx.xx	xx.xx	xx.xx	xx.xx
Total	**xx.xx**	**xx.xx**	**xx.xx**	**xx.xx**	**xx.xx**	**xx.xx**	**xx.xx**	**xx.xx**

Table 518. United Kingdom Medical Imaging Equipment Maintenance Services Market Size, by Vendor Scope, 2017-2040 (USD Million)

Vendor Scope	2017	2024	2025	2026	2027	2032	2040	CAGR (%)
Multi-Vendor Coverage	xx.xx	xx.xx	xx.xx	xx.xx	xx.xx	xx.xx	xx.xx	xx.xx
Single-Vendor Coverage	xx.xx	xx.xx	xx.xx	xx.xx	xx.xx	xx.xx	xx.xx	xx.xx
Total	**xx.xx**	**xx.xx**	**xx.xx**	**xx.xx**	**xx.xx**	**xx.xx**	**xx.xx**	**xx.xx**

Table 519. United Kingdom Medical Imaging Equipment Maintenance Services Market Size, by Equipment Support Lifecycle, 2017-2040 (USD Million)

Equipment Support Lifecycle	2017	2024	2025	2026	2027	2032	2040	CAGR (%)
Beyond Manufacturer Support	xx.xx	xx.xx	xx.xx	xx.xx	xx.xx	xx.xx	xx.xx	xx.xx
Within Manufacturer Support	xx.xx	xx.xx	xx.xx	xx.xx	xx.xx	xx.xx	xx.xx	xx.xx
Total	**xx.xx**	**xx.xx**	**xx.xx**	**xx.xx**	**xx.xx**	**xx.xx**	**xx.xx**	**xx.xx**

Sources & Evidence

1. GE HealthCare Technologies Inc. - 2025 Form 10-K
   - Evidence informing the 2023 market-value input; displayed series and growth include calculations: Reported services revenue of USD xx.xx supplies a historical commercial-activity proxy; it is broader than imaging maintenance.
   - Evidence informing the 2024 market-value input; displayed series and growth include calculations: Reported services revenue of USD xx.xx supplies the comparable historical proxy.
2. GE HealthCare Technologies Inc. - 2022 Form 10-K
   - Evidence informing the 2020 market-value input; displayed series and growth include calculations: Services revenue of USD xx.xx anchors the high-cost equipment cohort's historical activity index.
   - Evidence informing the 2021 market-value input; displayed series and growth include calculations: Services revenue of USD xx.xx supplies the comparable activity index.
   - Evidence informing the 2022 market-value input; displayed series and growth include calculations: Services revenue of USD xx.xx supplies the activity index. The filing attributes the services decline primarily to unfavorable currency effects.
3. Health at a Glance 2025 - Diagnostic Technologies
   - Evidence informing the 2032 market-value input; displayed series and growth include calculations: Long-run increases in imaging activity support continued equipment demand; examination volumes are not substituted for maintenance revenue.
   - Evidence informing the 2040 market-value input; displayed series and growth include calculations: The observed country variation and incomplete coverage constrain long-run stock-growth assumptions and prohibit uniform worldwide density extrapolation.
4. OnWatch Predict
   - Evidence informing the 2032 market-value input; displayed series and growth include calculations: Conditional reported benefits support considering a service-efficiency counterforce, not applying downtime reductions directly to service revenue.
   - Evidence informing the 2040 market-value input; displayed series and growth include calculations: The offering supports retaining human and component fulfillment costs in the long-run forecast; it does not establish autonomous servicing or engineer replacement.

5. Unite In-House Service Solutions
   - Evidence informing the 2032 market-value input; displayed series and growth include calculations: The retained-labor boundary supports the modeled purchased-scope counterforce, without measuring future adoption.
   - Evidence informing the 2040 market-value input; displayed series and growth include calculations: The offering supports maintaining a distinction between installed equipment obligations and externally purchased service expenditure.
   - Evidence informing base-year allocation inputs; displayed values and growth are calculated: The offering excludes included onsite and planned-maintenance labor, supporting retained-work and purchased-payment distinctions, not observed adoption. ([gehealthcare.com](https://www.gehealthcare.com/en/services/unite-in-house))
   - Evidence informing forecast-year allocation inputs; displayed values and growth are calculated: The offering excludes included onsite and planned-maintenance labor, supporting retained-work and purchased-payment distinctions, not observed adoption. ([gehealthcare.com](https://www.gehealthcare.com/en/services/unite-in-house))
   - Evidence informing base-year allocation inputs; displayed values and growth are calculated: The published xx.xx% remote fix rate is a case-resolution observation, not remote-only revenue. Separately billed on-site labor supports the responsibility distinction.
   - Evidence informing forecast-year allocation inputs; displayed values and growth are calculated: The published xx.xx% remote fix rate is a case-resolution observation, not remote-only revenue. Separately billed on-site labor supports the responsibility distinction.
   - Evidence informing base-year allocation inputs; displayed values and growth are calculated: Excluded on-site and planned-maintenance labor prevents interpreting every remote-support plan as inclusive integrated fulfillment.
   - Evidence informing forecast-year allocation inputs; displayed values and growth are calculated: Excluded on-site and planned-maintenance labor prevents interpreting every remote-support plan as inclusive integrated fulfillment.
   - Evidence informing base-year allocation inputs; displayed values and growth are calculated: Periodic support with additional billed labor or parts supports mixed payment components rather than universal fixed full coverage.
   - Evidence informing forecast-year allocation inputs; displayed values and growth are calculated: Periodic support with additional billed labor or parts supports mixed payment components rather than universal fixed full coverage.
   - Evidence informing base-year allocation inputs; displayed values and growth are calculated: Enterprise offerings covering GE HealthCare assets establish an own-brand agreement example without measuring its market penetration.
   - Evidence informing forecast-year allocation inputs; displayed values and growth are calculated: Enterprise offerings covering GE HealthCare assets establish an own-brand agreement example without measuring its market penetration.

6. Philips Standard Terms and Conditions of Service, Revision 23, April 2024
   - Evidence informing the 2032 market-value input; displayed series and growth include calculations: Published lifecycle terms condition post-End-of-Life repair on parts and trained-personnel availability and remove the earlier uptime guarantee. These constrain assumed indefinite support extension.
   - Evidence informing the 2040 market-value input; displayed series and growth include calculations: The lifecycle conditions support including retirement and support limitations in long-run growth assumptions, but do not establish a dated global withdrawal event.
   - Evidence informing base-year allocation inputs; displayed values and growth are calculated: Post-End-of-Life obligations change materially, supporting a declared-support endpoint rather than an automatic equipment-age threshold.
   - Evidence informing forecast-year allocation inputs; displayed values and growth are calculated: Post-End-of-Life obligations change materially, supporting a declared-support endpoint rather than an automatic equipment-age threshold.
   - Evidence informing base-year allocation inputs; displayed values and growth are calculated: Post-endpoint repair depends on parts and trained-personnel availability without the earlier uptime guarantee; continuing service is conditional, not indefinite.
   - Evidence informing forecast-year allocation inputs; displayed values and growth are calculated: Post-endpoint repair depends on parts and trained-personnel availability without the earlier uptime guarantee; continuing service is conditional, not indefinite.
7. Health at a Glance 2025 - Diagnostic Technologies
   - Evidence informing base-year allocation inputs; displayed values and growth are calculated: Coverage limitation.
   - Evidence informing forecast-year allocation inputs; displayed values and growth are calculated: Coverage limitation.
8. Managed Neutral Vendor Services - East of England Collaborative Procurement Hub
   - Evidence informing forecast-year allocation inputs; displayed values and growth are calculated: The framework starts January xx.xx 2026 and requires mini-competition; admission is not realized maintenance revenue.
   - Evidence informing forecast-year allocation inputs; displayed values and growth are calculated: The managed framework runs January xx.xx 2026-January xx.xx 2030 and requires mini-competition. It supports route availability, not realized maintenance revenue or guaranteed continuation to 2032.

9. RadNet, Inc. - 2025 Form 10-K
   - Evidence informing base-year allocation inputs; displayed values and growth are calculated: The disclosed X-ray fleet provides a buyer-footprint check, not global maintenance revenue. ([sec.gov](https://www.sec.gov/Archives/edgar/data/xx.xx/xx.xx/rdnt-xx.xx.htm))
   - Evidence informing forecast-year allocation inputs; displayed values and growth are calculated: The disclosed X-ray fleet provides a buyer-footprint check, not global maintenance revenue. ([sec.gov](https://www.sec.gov/Archives/edgar/data/xx.xx/xx.xx/rdnt-xx.xx.htm))
   - Evidence informing base-year allocation inputs; displayed values and growth are calculated: The disclosed fluoroscopy fleet constrains the outpatient comparator's scope. ([sec.gov](https://www.sec.gov/Archives/edgar/data/xx.xx/xx.xx/rdnt-xx.xx.htm))
   - Evidence informing forecast-year allocation inputs; displayed values and growth are calculated: The disclosed fluoroscopy fleet constrains the outpatient comparator's scope. ([sec.gov](https://www.sec.gov/Archives/edgar/data/xx.xx/xx.xx/rdnt-xx.xx.htm))
   - Evidence informing base-year allocation inputs; displayed values and growth are calculated: CT fleet changes provide an independent relative-activity check. ([sec.gov](https://www.sec.gov/Archives/edgar/data/xx.xx/xx.xx/rdnt-xx.xx.htm))
   - Evidence informing forecast-year allocation inputs; displayed values and growth are calculated: CT fleet changes provide an independent relative-activity check. ([sec.gov](https://www.sec.gov/Archives/edgar/data/xx.xx/xx.xx/rdnt-xx.xx.htm))
   - Evidence informing base-year allocation inputs; displayed values and growth are calculated: MRI fleet changes inform a restrained relative-growth assumption. ([sec.gov](https://www.sec.gov/Archives/edgar/data/xx.xx/xx.xx/rdnt-xx.xx.htm))
   - Evidence informing forecast-year allocation inputs; displayed values and growth are calculated: MRI fleet changes inform a restrained relative-growth assumption. ([sec.gov](https://www.sec.gov/Archives/edgar/data/xx.xx/xx.xx/rdnt-xx.xx.htm))
   - Evidence informing base-year allocation inputs; displayed values and growth are calculated: Ultrasound fleet disclosure supplies a commercial-stock comparator. ([sec.gov](https://www.sec.gov/Archives/edgar/data/xx.xx/xx.xx/rdnt-xx.xx.htm))
   - Evidence informing forecast-year allocation inputs; displayed values and growth are calculated: Ultrasound fleet disclosure supplies a commercial-stock comparator. ([sec.gov](https://www.sec.gov/Archives/edgar/data/xx.xx/xx.xx/rdnt-xx.xx.htm))
   - Evidence informing base-year allocation inputs; displayed values and growth are calculated: Mammography fleet disclosure supplies a commercial-stock comparator. ([sec.gov](https://www.sec.gov/Archives/edgar/data/xx.xx/xx.xx/rdnt-xx.xx.htm))
   - Evidence informing forecast-year allocation inputs; displayed values and growth are calculated: Mammography fleet disclosure supplies a commercial-stock comparator. ([sec.gov](https://www.sec.gov/Archives/edgar/data/xx.xx/xx.xx/rdnt-xx.xx.htm))
   - Evidence informing base-year allocation inputs; displayed values and growth are calculated: PET/CT fleet growth provides a differentiated adoption comparator. ([sec.gov](https://www.sec.gov/Archives/edgar/data/xx.xx/xx.xx/rdnt-xx.xx.htm))
   - Evidence informing forecast-year allocation inputs; displayed values and growth are calculated: PET/CT fleet growth provides a differentiated adoption comparator. ([sec.gov](https://www.sec.gov/Archives/edgar/data/xx.xx/xx.xx/rdnt-xx.xx.htm))
   - Evidence informing base-year allocation inputs; displayed values and growth are calculated: Manufacturer service arrangements corroborate buyer-side participation, without a spending split. ([sec.gov](https://www.sec.gov/Archives/edgar/data/xx.xx/xx.xx/rdnt-xx.xx.htm))
   - Evidence informing forecast-year allocation inputs; displayed values and growth are calculated: Manufacturer service arrangements corroborate buyer-side participation, without a spending split. ([sec.gov](https://www.sec.gov/Archives/edgar/data/xx.xx/xx.xx/rdnt-xx.xx.htm))
   - Evidence informing base-year allocation inputs; displayed values and growth are calculated: The operator reports external manufacturer-service arrangements and modality fleets. Applying inherited fees produces a modeled fleet-activity index, not observed maintenance expense.
   - Evidence informing forecast-year allocation inputs; displayed values and growth are calculated: The operator reports external manufacturer-service arrangements and modality fleets. Applying inherited fees produces a modeled fleet-activity index, not observed maintenance expense.
   - Evidence informing base-year allocation inputs; displayed values and growth are calculated: The disclosed outpatient fleet is counterevidence against treating hospital-heavy national samples as universal buyer distributions.
   - Evidence informing forecast-year allocation inputs; displayed values and growth are calculated: The disclosed

10. Contracting in Medical Equipment Maintenance Services: An Empirical Investigation
    - Evidence informing base-year allocation inputs; displayed values and growth are calculated: The historical scanner dataset supplies observed plan-selection proportions, not current global value shares. ([business.columbia.edu](https://business.columbia.edu/sites/default/files-efs/pubfiles/xx.xx/besbes_contracting.pdf))
    - Evidence informing forecast-year allocation inputs; displayed values and growth are calculated: The historical scanner dataset supplies observed plan-selection proportions, not current global value shares. ([business.columbia.edu](https://business.columbia.edu/sites/default/files-efs/pubfiles/xx.xx/besbes_contracting.pdf))
    - Evidence informing base-year allocation inputs; displayed values and growth are calculated: Basic and partial plans constrain the narrower-standing-coverage model. ([business.columbia.edu](https://business.columbia.edu/sites/default/files-efs/pubfiles/xx.xx/besbes_contracting.pdf))
    - Evidence informing forecast-year allocation inputs; displayed values and growth are calculated: Basic and partial plans constrain the narrower-standing-coverage model. ([business.columbia.edu](https://business.columbia.edu/sites/default/files-efs/pubfiles/xx.xx/besbes_contracting.pdf))
    - Evidence informing base-year allocation inputs; displayed values and growth are calculated: Preventive obligations coexist with differing repair coverage or charging in the studied plans. ([business.columbia.edu](https://business.columbia.edu/sites/default/files-efs/pubfiles/xx.xx/besbes_contracting.pdf))
    - Evidence informing forecast-year allocation inputs; displayed values and growth are calculated: Preventive obligations coexist with differing repair coverage or charging in the studied plans. ([business.columbia.edu](https://business.columbia.edu/sites/default/files-efs/pubfiles/xx.xx/besbes_contracting.pdf))
    - Evidence informing base-year allocation inputs; displayed values and growth are calculated: Historical full-protection selection supplies a purchasing primitive, converted from plan counts to value using an explicit relative-spending assumption.
    - Evidence informing forecast-year allocation inputs; displayed values and growth are calculated: Historical full-protection selection supplies a purchasing primitive, converted from plan counts to value using an explicit relative-spending assumption.
    - Evidence informing base-year allocation inputs; displayed values and growth are calculated: Basic and partial plans contain annual fees plus variable charges, supporting Hybrid Pricing and preventing misclassification as pure time-and-materials.
    - Evidence informing forecast-year allocation inputs; displayed values and growth are calculated: Basic and partial plans contain annual fees plus variable charges, supporting Hybrid Pricing and preventing misclassification as pure time-and-materials.
    - Evidence informing base-year allocation inputs; displayed values and growth are calculated: The study's time-and-materials label includes an annual fee; it constrains exclusions from the pure no-retainer numerator rather than observing that category's current share.
    - Evidence informing forecast-year allocation inputs; displayed values and growth are calculated: The study's time-and-materials label includes an annual fee; it constrains exclusions from the pure no-retainer numerator rather than observing that category's current share.

11. Appendix 3: Framework Agreement Specification-Maintenance, Repair and Calibration of Medical Equipment

- Evidence informing base-year allocation inputs; displayed values and growth are calculated: Comprehensive procurement coverage combines scheduled maintenance and repairs. ([sccl.nhs.uk](https://www.sccl.nhs.uk/wp-content/uploads/2023/xx.xx/Maintenance-Appendix-xx.xx-Framework-Specification.pdf))
- Evidence informing forecast-year allocation inputs; displayed values and growth are calculated: Comprehensive procurement coverage combines scheduled maintenance and repairs. ([sccl.nhs.uk](https://www.sccl.nhs.uk/wp-content/uploads/2023/xx.xx/Maintenance-Appendix-xx.xx-Framework-Specification.pdf))
- Evidence informing base-year allocation inputs; displayed values and growth are calculated: Comprehensive cover and case-specific component treatment support obligation-based classification. ([sccl.nhs.uk](https://www.sccl.nhs.uk/wp-content/uploads/2023/xx.xx/Maintenance-Appendix-xx.xx-Framework-Specification.pdf))
- Evidence informing forecast-year allocation inputs; displayed values and growth are calculated: Comprehensive cover and case-specific component treatment support obligation-based classification. ([sccl.nhs.uk](https://www.sccl.nhs.uk/wp-content/uploads/2023/xx.xx/Maintenance-Appendix-xx.xx-Framework-Specification.pdf))
- Evidence informing base-year allocation inputs; displayed values and growth are calculated: Preventive-only, labor-only and component-limited options establish narrower standing obligations. ([sccl.nhs.uk](https://www.sccl.nhs.uk/wp-content/uploads/2023/xx.xx/Maintenance-Appendix-xx.xx-Framework-Specification.pdf))
- Evidence informing forecast-year allocation inputs; displayed values and growth are calculated: Preventive-only, labor-only and component-limited options establish narrower standing obligations. ([sccl.nhs.uk](https://www.sccl.nhs.uk/wp-content/uploads/2023/xx.xx/Maintenance-Appendix-xx.xx-Framework-Specification.pdf))
- Evidence informing base-year allocation inputs; displayed values and growth are calculated: Collaborative cover explicitly divides work between buyer and supplier. ([sccl.nhs.uk](https://www.sccl.nhs.uk/wp-content/uploads/2023/xx.xx/Maintenance-Appendix-xx.xx-Framework-Specification.pdf))
- Evidence informing forecast-year allocation inputs; displayed values and growth are calculated: Collaborative cover explicitly divides work between buyer and supplier. ([sccl.nhs.uk](https://www.sccl.nhs.uk/wp-content/uploads/2023/xx.xx/Maintenance-Appendix-xx.xx-Framework-Specification.pdf))

12. What's Included in Preventative Maintenance?

- Evidence informing base-year allocation inputs; displayed values and growth are calculated: Published PM-only monthly prices provide annualized narrow-service monetary anchors; they are not full-contract prices. ([blockimaging.com](https://www.blockimaging.com/blog/bid/xx.xx/what-s-included-in-imaging-equipment-preventative-maintenance-really))
- Evidence informing forecast-year allocation inputs; displayed values and growth are calculated: Published PM-only monthly prices provide annualized narrow-service monetary anchors; they are not full-contract prices. ([blockimaging.com](https://www.blockimaging.com/blog/bid/xx.xx/what-s-included-in-imaging-equipment-preventative-maintenance-really))
- Evidence informing base-year allocation inputs; displayed values and growth are calculated: Separately offered PM-only pricing constrains the relative-payment assumption for narrower coverage. ([blockimaging.com](https://www.blockimaging.com/blog/bid/xx.xx/what-s-included-in-imaging-equipment-preventative-maintenance-really))
- Evidence informing forecast-year allocation inputs; displayed values and growth are calculated: Separately offered PM-only pricing constrains the relative-payment assumption for narrower coverage. ([blockimaging.com](https://www.blockimaging.com/blog/bid/xx.xx/what-s-included-in-imaging-equipment-preventative-maintenance-really))

13. X-ray equipment performance surveys
    - Evidence informing base-year allocation inputs; displayed values and growth are calculated: A public healthcare provider separately offers equipment-performance surveys, corroborating an assessment deliverable without measuring its market share. ([uhb.nhs.uk](https://www.uhb.nhs.uk/services/radiation-protection/x-ray-equipment-performance-surveys/))
    - Evidence informing forecast-year allocation inputs; displayed values and growth are calculated: A public healthcare provider separately offers equipment-performance surveys, corroborating an assessment deliverable without measuring its market share. ([uhb.nhs.uk](https://www.uhb.nhs.uk/services/radiation-protection/x-ray-equipment-performance-surveys/))
14. High-Tech Medical Equipment: VA Has Opportunities to Improve Its Acquisition of Maintenance Services
    - Evidence informing base-year allocation inputs; displayed values and growth are calculated: Procurement-selected imaging service obligations and access constraints provide an OEM-retention counterweight, not a global maintenance share. ([gao.gov](https://www.gao.gov/assets/gao-xx.xx-xx.xx.pdf))
    - Evidence informing forecast-year allocation inputs; displayed values and growth are calculated: Procurement-selected imaging service obligations and access constraints provide an OEM-retention counterweight, not a global maintenance share. ([gao.gov](https://www.gao.gov/assets/gao-xx.xx-xx.xx.pdf))
    - Evidence informing base-year allocation inputs; displayed values and growth are calculated: Bounded third-party access-delay examples qualify frictionless substitution assumptions without establishing universal unsuitability. ([gao.gov](https://www.gao.gov/assets/gao-xx.xx-xx.xx.pdf))
    - Evidence informing forecast-year allocation inputs; displayed values and growth are calculated: Bounded third-party access-delay examples qualify frictionless substitution assumptions without establishing universal unsuitability. ([gao.gov](https://www.gao.gov/assets/gao-xx.xx-xx.xx.pdf))
    - Evidence informing base-year allocation inputs; displayed values and growth are calculated: Inspected route counts include xx.xx standalone contracts; the selected federal sample is adjusted rather than treated as Global spending prevalence.
    - Evidence informing forecast-year allocation inputs; displayed values and growth are calculated: Inspected route counts include xx.xx standalone contracts; the selected federal sample is adjusted rather than treated as Global spending prevalence.
    - Evidence informing base-year allocation inputs; displayed values and growth are calculated: Forty-two HTME and four Federal Supply Schedule orders supply the identifiable agreement-order count for a modeled relative-value bridge.
    - Evidence informing forecast-year allocation inputs; displayed values and growth are calculated: Forty-two HTME and four Federal Supply Schedule orders supply the identifiable agreement-order count for a modeled relative-value bridge.
15. Transcript: Final Guidance: Remanufacturing of Medical Devices, September 10, 2024
    - Evidence informing base-year allocation inputs; displayed values and growth are calculated: Manufacturer and third-party servicing roles depend on the particular device, supporting asset-specific attribution. ([fda.gov](https://www.fda.gov/media/xx.xx/download?attachment=))
    - Evidence informing forecast-year allocation inputs; displayed values and growth are calculated: Manufacturer and third-party servicing roles depend on the particular device, supporting asset-specific attribution. ([fda.gov](https://www.fda.gov/media/xx.xx/download?attachment=))
    - Evidence informing base-year allocation inputs; displayed values and growth are calculated: An OEM can service another entity's device as a third-party servicer. ([fda.gov](https://www.fda.gov/media/xx.xx/download?attachment=))
    - Evidence informing forecast-year allocation inputs; displayed values and growth are calculated: An OEM can service another entity's device as a third-party servicer. ([fda.gov](https://www.fda.gov/media/xx.xx/download?attachment=))

16. Multi-vendor services

- Evidence informing base-year allocation inputs; displayed values and growth are calculated: The advertised Philips and non-Philips service scope demonstrates why corporate identity alone cannot establish OEM attribution.
([usa.philips.com](https://www.usa.philips.com/healthcare/service/healthcare-multi-vendor-services))
- Evidence informing forecast-year allocation inputs; displayed values and growth are calculated: The advertised Philips and non-Philips service scope demonstrates why corporate identity alone cannot establish OEM attribution.
([usa.philips.com](https://www.usa.philips.com/healthcare/service/healthcare-multi-vendor-services))
- Evidence informing base-year allocation inputs; displayed values and growth are calculated: Non-Philips equipment servicing establishes a commercial cross-manufacturer role, not its revenue proportion.
([usa.philips.com](https://www.usa.philips.com/healthcare/service/healthcare-multi-vendor-services))
- Evidence informing forecast-year allocation inputs; displayed values and growth are calculated: Non-Philips equipment servicing establishes a commercial cross-manufacturer role, not its revenue proportion.
([usa.philips.com](https://www.usa.philips.com/healthcare/service/healthcare-multi-vendor-services))
- Evidence informing base-year allocation inputs; displayed values and growth are calculated: Consolidated support for Philips and non-Philips equipment establishes agreement-level multi-vendor coverage; staffing scale and parts access do not measure penetration.
- Evidence informing forecast-year allocation inputs; displayed values and growth are calculated: Consolidated support for Philips and non-Philips equipment establishes agreement-level multi-vendor coverage; staffing scale and parts access do not measure penetration.

17. San Bernardino County - File 11902: Asset Management Agreement with Renovo Solutions LLC for Maintenance Services

- Evidence informing base-year allocation inputs; displayed values and growth are calculated: The approved 2025 three-year, xx.xx-asset agreement supplies a monetary third-party purchasing counterexample; approved value is not realized annual revenue.
([sanbernardino.legistar.com](https://sanbernardino.legistar.com/LegislationDetail.aspx?GUID=06EA5122-33FD-472E-B939-A8FA6E015FEB&ID=xx.xx&Options=&Search=))
- Evidence informing forecast-year allocation inputs; displayed values and growth are calculated: The approved 2025 three-year, xx.xx-asset agreement supplies a monetary third-party purchasing counterexample; approved value is not realized annual revenue.
([sanbernardino.legistar.com](https://sanbernardino.legistar.com/LegislationDetail.aspx?GUID=06EA5122-33FD-472E-B939-A8FA6E015FEB&ID=xx.xx&Options=&Search=))
- Evidence informing base-year allocation inputs; displayed values and growth are calculated: The public agreement combines scheduled maintenance, repairs and parts, supporting combined purchased obligations.
([sanbernardino.legistar.com](https://sanbernardino.legistar.com/LegislationDetail.aspx?GUID=06EA5122-33FD-472E-B939-A8FA6E015FEB&ID=xx.xx&Options=&Search=))
- Evidence informing forecast-year allocation inputs; displayed values and growth are calculated: The public agreement combines scheduled maintenance, repairs and parts, supporting combined purchased obligations.
([sanbernardino.legistar.com](https://sanbernardino.legistar.com/LegislationDetail.aspx?GUID=06EA5122-33FD-472E-B939-A8FA6E015FEB&ID=xx.xx&Options=&Search=))

18. Radiation Protection in Newer Medical Imaging Techniques: PET/CT - Safety Reports Series No. 58

- Evidence informing forecast-year allocation inputs; displayed values and growth are calculated: The 2008 commercial equipment-sales discussion supports historical standalone-to-hybrid substitution, not a current maintenance share or retirement rate.
([www-pub.iaea.org](https://www-pub.iaea.org/MTCD/Publications/PDF/pub1343_web.pdf))
- Evidence informing forecast-year allocation inputs; displayed values and growth are calculated: Historical PET/CT equipment adoption supplies a directional substitution premise, not contemporary service revenue.
([www-pub.iaea.org](https://www-pub.iaea.org/MTCD/Publications/PDF/pub1343_web.pdf))

19. Nexaris-At the nexus of treatment innovation

    · Evidence informing base-year allocation inputs; displayed values and growth are calculated: Named Angio-CT and Angio-MR-CT offerings corroborate integrated interventional configurations, not their maintenance terms, installed count or revenue.
    ([siemens-healthineers.com](https://www.siemens-healthineers.com/angio/nexaris-therapy-suites))

    · Evidence informing forecast-year allocation inputs; displayed values and growth are calculated: Named Angio-CT and Angio-MR-CT offerings corroborate integrated interventional configurations, not their maintenance terms, installed count or revenue.
    ([siemens-healthineers.com](https://www.siemens-healthineers.com/angio/nexaris-therapy-suites))

20. Development of Applications for the Elmammo Avant Class Dedicated Breast PET System

    · Evidence informing base-year allocation inputs; displayed values and growth are calculated: Ten dedicated-PET installations reported by August 2017 establish dated niche commercial activity, not current worldwide stock.
    ([shimadzu.com](https://www.shimadzu.com/about/magazine/tec_news/srv74_12/report08.html))

    · Evidence informing forecast-year allocation inputs; displayed values and growth are calculated: Ten dedicated-PET installations reported by August 2017 establish dated niche commercial activity, not current worldwide stock.
    ([shimadzu.com](https://www.shimadzu.com/about/magazine/tec_news/srv74_12/report08.html))

21. Release of High-Resolution PET System PositView Utilizing High Resolution to Support Research and Development into Diagnosis and Early Treatment for Dementia

    · Evidence informing base-year allocation inputs; displayed values and growth are calculated: The July xx.xx 2025 U.S. marketing announcement provides counterevidence to treating all standalone PET activity as declining legacy systems; maintenance adoption remains unmeasured.
    ([shimadzu-usa.com](https://www.shimadzu-usa.com/news/2025/2025jul25.html))

    · Evidence informing forecast-year allocation inputs; displayed values and growth are calculated: The July xx.xx 2025 U.S. marketing announcement provides counterevidence to treating all standalone PET activity as declining legacy systems; maintenance adoption remains unmeasured.
    ([shimadzu-usa.com](https://www.shimadzu-usa.com/news/2025/2025jul25.html))

22. DIrectory of RAdiotherapy Centres (DIRAC)

    · Evidence informing base-year allocation inputs; displayed values and growth are calculated: Current registry footprint exceeds xx.xx radiotherapy centres; this constrains the assumed treatment-planning customer pool but does not report 2025 simulator stocks or maintenance revenue.

    · Evidence informing forecast-year allocation inputs; displayed values and growth are calculated: Current registry footprint exceeds xx.xx radiotherapy centres; this constrains the assumed treatment-planning customer pool but does not report 2025 simulator stocks or maintenance revenue.

23. Maintenance of the Somatom Definition AS CT simulator from Siemens

    · Evidence informing forecast-year allocation inputs; displayed values and growth are calculated: CT-simulator maintenance was awarded September xx.xx 2026 for EUR xx.xx. Unknown contract duration prevents conversion into annual spending; the award supports a distinct purchased planning-asset obligation.

24. Canadian Medical Imaging Inventory 2022-2023: Provincial and Territorial Overview
    - Evidence informing base-year allocation inputs; displayed values and growth are calculated: Reported hospital and private-facility site types constrain buyer attribution, with explicit regional and classification limitations.
    - Evidence informing forecast-year allocation inputs; displayed values and growth are calculated: Reported hospital and private-facility site types constrain buyer attribution, with explicit regional and classification limitations.
    - Evidence informing base-year allocation inputs; displayed values and growth are calculated: Private-site participation supplies an outpatient calibration lead; private ownership is not equated automatically with imaging-centre status.
    - Evidence informing forecast-year allocation inputs; displayed values and growth are calculated: Private-site participation supplies an outpatient calibration lead; private ownership is not equated automatically with imaging-centre status.
    - Evidence informing base-year allocation inputs; displayed values and growth are calculated: Modality-specific 2022-2023 age distributions supply observed inputs to the explicitly assumed age-to-support-endpoint bridge.
    - Evidence informing forecast-year allocation inputs; displayed values and growth are calculated: Modality-specific 2022-2023 age distributions supply observed inputs to the explicitly assumed age-to-support-endpoint bridge.
    - Evidence informing base-year allocation inputs; displayed values and growth are calculated: Older-equipment distributions constrain the beyond-support model but do not directly measure manufacturer support withdrawal.
    - Evidence informing forecast-year allocation inputs; displayed values and growth are calculated: Older-equipment distributions constrain the beyond-support model but do not directly measure manufacturer support withdrawal.
25. MLN909060 - Independent Diagnostic Testing Facility, February 2026
    - Evidence informing forecast-year allocation inputs; displayed values and growth are calculated: Official mobile-IDTF distinctions separate clinical operators from equipment/personnel leasing and establish a maintenance responsibility, not an outsourcing percentage.
26. Maintenance service agreements
    - Evidence informing base-year allocation inputs; displayed values and growth are calculated: Approximately xx.xx% remotely resolved corrective cases constrain channel assumptions but cannot be substituted for remote-only spending.
    - Evidence informing forecast-year allocation inputs; displayed values and growth are calculated: Approximately xx.xx% remotely resolved corrective cases constrain channel assumptions but cannot be substituted for remote-only spending.
    - Evidence informing base-year allocation inputs; displayed values and growth are calculated: RightFit combines field and remote expertise under customizable agreements, supporting an inseparable integrated-obligation category.
    - Evidence informing forecast-year allocation inputs; displayed values and growth are calculated: RightFit combines field and remote expertise under customizable agreements, supporting an inseparable integrated-obligation category.
    - Evidence informing base-year allocation inputs; displayed values and growth are calculated: Field-engineer access remains part of the commercial offering; remote resolution does not eliminate purchased attendance obligations.
    - Evidence informing forecast-year allocation inputs; displayed values and growth are calculated: Field-engineer access remains part of the commercial offering; remote resolution does not eliminate purchased attendance obligations.

27. Portable Ultrasound Repair Depot
    - Evidence informing base-year allocation inputs; displayed values and growth are calculated: Accepted portable ultrasound systems are repaired at a service centre, supporting a system-level depot channel with eligibility and repaired-portion limits.
    - Evidence informing forecast-year allocation inputs; displayed values and growth are calculated: Accepted portable ultrasound systems are repaired at a service centre, supporting a system-level depot channel with eligibility and repaired-portion limits.
    - Evidence informing base-year allocation inputs; displayed values and growth are calculated: Flat-rate repair for eligible jobs establishes event-specific pricing, while excluded cases receive alternative quotations; adoption is not disclosed.
    - Evidence informing forecast-year allocation inputs; displayed values and growth are calculated: Flat-rate repair for eligible jobs establishes event-specific pricing, while excluded cases receive alternative quotations; adoption is not disclosed.
28. TruPay - GE HealthCare commercial brochure
    - Evidence informing base-year allocation inputs; displayed values and growth are calculated: The official brochure has a fixed first-xx.xx-patient price plus further usage slabs, supporting minimum-plus-variable classification when both components apply.
    - Evidence informing forecast-year allocation inputs; displayed values and growth are calculated: The official brochure has a fixed first-xx.xx-patient price plus further usage slabs, supporting minimum-plus-variable classification when both components apply.
    - Evidence informing base-year allocation inputs; displayed values and growth are calculated: The explicit minimum payment constrains the pure Usage-Based Fees numerator; a pay-per-use promotional label does not independently establish variable-only billing.
    - Evidence informing forecast-year allocation inputs; displayed values and growth are calculated: The explicit minimum payment constrains the pure Usage-Based Fees numerator; a pay-per-use promotional label does not independently establish variable-only billing.
29. Flexible Multi-Vendor Medical Imaging Equipment Service
    - Evidence informing base-year allocation inputs; displayed values and growth are calculated: A disclosed Time & Materials option supports a separate input-charged commercial route without reporting realized revenue or exact customer terms.
    - Evidence informing forecast-year allocation inputs; displayed values and growth are calculated: A disclosed Time & Materials option supports a separate input-charged commercial route without reporting realized revenue or exact customer terms.
    - Evidence informing base-year allocation inputs; displayed values and growth are calculated: Advertised post-OEM-support service corroborates continuing commercial participation beyond manufacturer support, but not universal model eligibility.
    - Evidence informing forecast-year allocation inputs; displayed values and growth are calculated: Advertised post-OEM-support service corroborates continuing commercial participation beyond manufacturer support, but not universal model eligibility.

20.12. Russia

Table 520. Russia Medical Imaging Equipment Maintenance Services Market Size, 2017-2040 (USD Million)

Country	2017	2024	2025	2026	2027	2032	2040	CAGR (%)
Russia	**xx.xx**	**xx.xx**	**xx.xx**	**xx.xx**	**xx.xx**	**xx.xx**	**xx.xx**	**xx.xx**

Table 521. Russia Medical Imaging Equipment Maintenance Services Market Size, by Maintenance Function, 2017-2040 (USD Million)

Maintenance Function	2017	2024	2025	2026	2027	2032	2040	CAGR (%)
Combined Preventive and Corrective Maintenance	xx.xx	xx.xx	xx.xx	xx.xx	xx.xx	xx.xx	xx.xx	xx.xx
Corrective Maintenance	xx.xx	xx.xx	xx.xx	xx.xx	xx.xx	xx.xx	xx.xx	xx.xx
Inspection and Verification	xx.xx	xx.xx	xx.xx	xx.xx	xx.xx	xx.xx	xx.xx	xx.xx
Preventive Maintenance	xx.xx	xx.xx	xx.xx	xx.xx	xx.xx	xx.xx	xx.xx	xx.xx
Total	**xx.xx**	**xx.xx**	**xx.xx**	**xx.xx**	**xx.xx**	**xx.xx**	**xx.xx**	**xx.xx**

Table 522. Russia Medical Imaging Equipment Maintenance Services Market Size, by Imaging Modality, 2017-2040 (USD Million)

Imaging Modality	2017	2024	2025	2026	2027	2032	2040	CAGR (%)
Bone Densitometry	xx.xx	xx.xx	xx.xx	xx.xx	xx.xx	xx.xx	xx.xx	xx.xx
Computed Tomography	xx.xx	xx.xx	xx.xx	xx.xx	xx.xx	xx.xx	xx.xx	xx.xx
Dental Radiology	xx.xx	xx.xx	xx.xx	xx.xx	xx.xx	xx.xx	xx.xx	xx.xx
Fluoroscopy and Angiography	xx.xx	xx.xx	xx.xx	xx.xx	xx.xx	xx.xx	xx.xx	xx.xx
General Radiography	xx.xx	xx.xx	xx.xx	xx.xx	xx.xx	xx.xx	xx.xx	xx.xx
Hybrid Imaging	xx.xx	xx.xx	xx.xx	xx.xx	xx.xx	xx.xx	xx.xx	xx.xx
Magnetic Resonance Imaging	xx.xx	xx.xx	xx.xx	xx.xx	xx.xx	xx.xx	xx.xx	xx.xx
Mammography	xx.xx	xx.xx	xx.xx	xx.xx	xx.xx	xx.xx	xx.xx	xx.xx
Nuclear Medicine Imaging	xx.xx	xx.xx	xx.xx	xx.xx	xx.xx	xx.xx	xx.xx	xx.xx
Ultrasound	xx.xx	xx.xx	xx.xx	xx.xx	xx.xx	xx.xx	xx.xx	xx.xx
Total	**xx.xx**	**xx.xx**	**xx.xx**	**xx.xx**	**xx.xx**	**xx.xx**	**xx.xx**	**xx.xx**

Table 523. Russia Medical Imaging Equipment Maintenance Services Market Size, by Hybrid Imaging, 2017-2040 (USD Million)

Hybrid Imaging	2017	2024	2025	2026	2027	2032	2040	CAGR (%)
Hybrid Interventional Imaging	xx.xx	xx.xx	xx.xx	xx.xx	xx.xx	xx.xx	xx.xx	xx.xx
PET/CT	xx.xx	xx.xx	xx.xx	xx.xx	xx.xx	xx.xx	xx.xx	xx.xx
PET/MRI	xx.xx	xx.xx	xx.xx	xx.xx	xx.xx	xx.xx	xx.xx	xx.xx
SPECT/CT	xx.xx	xx.xx	xx.xx	xx.xx	xx.xx	xx.xx	xx.xx	xx.xx
Total	**xx.xx**	**xx.xx**	**xx.xx**	**xx.xx**	**xx.xx**	**xx.xx**	**xx.xx**	**xx.xx**

Table 524. Russia Medical Imaging Equipment Maintenance Services Market Size, by Nuclear Medicine Imaging, 2017-2040 (USD Million)

Nuclear Medicine Imaging	2017	2024	2025	2026	2027	2032	2040	CAGR (%)
Gamma Camera and SPECT Imaging	xx.xx	xx.xx	xx.xx	xx.xx	xx.xx	xx.xx	xx.xx	xx.xx
Standalone PET Imaging	xx.xx	xx.xx	xx.xx	xx.xx	xx.xx	xx.xx	xx.xx	xx.xx
Total	**xx.xx**	**xx.xx**	**xx.xx**	**xx.xx**	**xx.xx**	**xx.xx**	**xx.xx**	**xx.xx**

Table 525. Russia Medical Imaging Equipment Maintenance Services Market Size, by Clinical Use, 2017-2040 (USD Million)

Clinical Use	2017	2024	2025	2026	2027	2032	2040	CAGR (%)
Diagnostic and Screening Imaging	xx.xx	xx.xx	xx.xx	xx.xx	xx.xx	xx.xx	xx.xx	xx.xx
Image-Guided Intervention	xx.xx	xx.xx	xx.xx	xx.xx	xx.xx	xx.xx	xx.xx	xx.xx
Shared-Use Imaging	xx.xx	xx.xx	xx.xx	xx.xx	xx.xx	xx.xx	xx.xx	xx.xx
Treatment-Planning Imaging	xx.xx	xx.xx	xx.xx	xx.xx	xx.xx	xx.xx	xx.xx	xx.xx
Total	**xx.xx**	**xx.xx**	**xx.xx**	**xx.xx**	**xx.xx**	**xx.xx**	**xx.xx**	**xx.xx**

Table 526. Russia Medical Imaging Equipment Maintenance Services Market Size, by End User, 2017-2040 (USD Million)

End User	2017	2024	2025	2026	2027	2032	2040	CAGR (%)
Ambulatory Care Centers	xx.xx	xx.xx	xx.xx	xx.xx	xx.xx	xx.xx	xx.xx	xx.xx
Dental Practices	xx.xx	xx.xx	xx.xx	xx.xx	xx.xx	xx.xx	xx.xx	xx.xx
Diagnostic Imaging Centers	xx.xx	xx.xx	xx.xx	xx.xx	xx.xx	xx.xx	xx.xx	xx.xx
Hospitals	xx.xx	xx.xx	xx.xx	xx.xx	xx.xx	xx.xx	xx.xx	xx.xx
Medical and Allied Health Practices	xx.xx	xx.xx	xx.xx	xx.xx	xx.xx	xx.xx	xx.xx	xx.xx
Mobile Imaging Operators	xx.xx	xx.xx	xx.xx	xx.xx	xx.xx	xx.xx	xx.xx	xx.xx
Total	**xx.xx**	**xx.xx**	**xx.xx**	**xx.xx**	**xx.xx**	**xx.xx**	**xx.xx**	**xx.xx**

Table 527. Russia Medical Imaging Equipment Maintenance Services Market Size, by Service Delivery, 2017-2040 (USD Million)

Service Delivery	2017	2024	2025	2026	2027	2032	2040	CAGR (%)
Depot Repair	xx.xx	xx.xx	xx.xx	xx.xx	xx.xx	xx.xx	xx.xx	xx.xx
Integrated Service Delivery	xx.xx	xx.xx	xx.xx	xx.xx	xx.xx	xx.xx	xx.xx	xx.xx
On-Site Service	xx.xx	xx.xx	xx.xx	xx.xx	xx.xx	xx.xx	xx.xx	xx.xx
Remote Service	xx.xx	xx.xx	xx.xx	xx.xx	xx.xx	xx.xx	xx.xx	xx.xx
Total	**xx.xx**	**xx.xx**	**xx.xx**	**xx.xx**	**xx.xx**	**xx.xx**	**xx.xx**	**xx.xx**

Table 528. Russia Medical Imaging Equipment Maintenance Services Market Size, by Procurement Route, 2017-2040 (USD Million)

Procurement Route	2017	2024	2025	2026	2027	2032	2040	CAGR (%)
Framework and Master-Agreement Orders	xx.xx	xx.xx	xx.xx	xx.xx	xx.xx	xx.xx	xx.xx	xx.xx
Standalone Procurement	xx.xx	xx.xx	xx.xx	xx.xx	xx.xx	xx.xx	xx.xx	xx.xx
Total	**xx.xx**	**xx.xx**	**xx.xx**	**xx.xx**	**xx.xx**	**xx.xx**	**xx.xx**	**xx.xx**

Table 529. Russia Medical Imaging Equipment Maintenance Services Market Size, by Service Provider Relationship, 2017-2040 (USD Million)

Service Provider Relationship	2017	2024	2025	2026	2027	2032	2040	CAGR (%)
Manufacturer-Provided Service	xx.xx	xx.xx	xx.xx	xx.xx	xx.xx	xx.xx	xx.xx	xx.xx
Third-Party Service	xx.xx	xx.xx	xx.xx	xx.xx	xx.xx	xx.xx	xx.xx	xx.xx
Total	**xx.xx**	**xx.xx**	**xx.xx**	**xx.xx**	**xx.xx**	**xx.xx**	**xx.xx**	**xx.xx**

Table 530. Russia Medical Imaging Equipment Maintenance Services Market Size, by Contract Coverage, 2017-2040 (USD Million)

Contract Coverage	2017	2024	2025	2026	2027	2032	2040	CAGR (%)
Event-Specific Service	xx.xx	xx.xx	xx.xx	xx.xx	xx.xx	xx.xx	xx.xx	xx.xx
Full-Service Coverage	xx.xx	xx.xx	xx.xx	xx.xx	xx.xx	xx.xx	xx.xx	xx.xx
Limited-Service Coverage	xx.xx	xx.xx	xx.xx	xx.xx	xx.xx	xx.xx	xx.xx	xx.xx
Shared Maintenance Coverage	xx.xx	xx.xx	xx.xx	xx.xx	xx.xx	xx.xx	xx.xx	xx.xx
Total	**xx.xx**	**xx.xx**	**xx.xx**	**xx.xx**	**xx.xx**	**xx.xx**	**xx.xx**	**xx.xx**

Table 531. Russia Medical Imaging Equipment Maintenance Services Market Size, by Pricing Model, 2017-2040 (USD Million)

Pricing Model	2017	2024	2025	2026	2027	2032	2040	CAGR (%)
Fixed Per-Event Fees	xx.xx	xx.xx	xx.xx	xx.xx	xx.xx	xx.xx	xx.xx	xx.xx
Fixed Periodic Fees	xx.xx	xx.xx	xx.xx	xx.xx	xx.xx	xx.xx	xx.xx	xx.xx
Hybrid Pricing	xx.xx	xx.xx	xx.xx	xx.xx	xx.xx	xx.xx	xx.xx	xx.xx
Time-and-Materials Pricing	xx.xx	xx.xx	xx.xx	xx.xx	xx.xx	xx.xx	xx.xx	xx.xx
Usage-Based Fees	xx.xx	xx.xx	xx.xx	xx.xx	xx.xx	xx.xx	xx.xx	xx.xx
Total	**xx.xx**	**xx.xx**	**xx.xx**	**xx.xx**	**xx.xx**	**xx.xx**	**xx.xx**	**xx.xx**

Table 532. Russia Medical Imaging Equipment Maintenance Services Market Size, by Vendor Scope, 2017-2040 (USD Million)

Vendor Scope	2017	2024	2025	2026	2027	2032	2040	CAGR (%)
Multi-Vendor Coverage	xx.xx	xx.xx	xx.xx	xx.xx	xx.xx	xx.xx	xx.xx	xx.xx
Single-Vendor Coverage	xx.xx	xx.xx	xx.xx	xx.xx	xx.xx	xx.xx	xx.xx	xx.xx
Total	**xx.xx**	**xx.xx**	**xx.xx**	**xx.xx**	**xx.xx**	**xx.xx**	**xx.xx**	**xx.xx**

Table 533. Russia Medical Imaging Equipment Maintenance Services Market Size, by Equipment Support Lifecycle, 2017-2040 (USD Million)

Equipment Support Lifecycle	2017	2024	2025	2026	2027	2032	2040	CAGR (%)
Beyond Manufacturer Support	xx.xx	xx.xx	xx.xx	xx.xx	xx.xx	xx.xx	xx.xx	xx.xx
Within Manufacturer Support	xx.xx	xx.xx	xx.xx	xx.xx	xx.xx	xx.xx	xx.xx	xx.xx
Total	**xx.xx**	**xx.xx**	**xx.xx**	**xx.xx**	**xx.xx**	**xx.xx**	**xx.xx**	**xx.xx**

Sources & Evidence

1. GE HealthCare Technologies Inc. - 2025 Form 10-K
   - Evidence informing the 2023 market-value input; displayed series and growth include calculations: Reported services revenue of USD xx.xx supplies a historical commercial-activity proxy; it is broader than imaging maintenance.
   - Evidence informing the 2024 market-value input; displayed series and growth include calculations: Reported services revenue of USD xx.xx supplies the comparable historical proxy.
2. GE HealthCare Technologies Inc. - 2022 Form 10-K
   - Evidence informing the 2020 market-value input; displayed series and growth include calculations: Services revenue of USD xx.xx anchors the high-cost equipment cohort's historical activity index.
   - Evidence informing the 2021 market-value input; displayed series and growth include calculations: Services revenue of USD xx.xx supplies the comparable activity index.
   - Evidence informing the 2022 market-value input; displayed series and growth include calculations: Services revenue of USD xx.xx supplies the activity index. The filing attributes the services decline primarily to unfavorable currency effects.
3. Health at a Glance 2025 - Diagnostic Technologies
   - Evidence informing the 2032 market-value input; displayed series and growth include calculations: Long-run increases in imaging activity support continued equipment demand; examination volumes are not substituted for maintenance revenue.
   - Evidence informing the 2040 market-value input; displayed series and growth include calculations: The observed country variation and incomplete coverage constrain long-run stock-growth assumptions and prohibit uniform worldwide density extrapolation.
4. OnWatch Predict
   - Evidence informing the 2032 market-value input; displayed series and growth include calculations: Conditional reported benefits support considering a service-efficiency counterforce, not applying downtime reductions directly to service revenue.
   - Evidence informing the 2040 market-value input; displayed series and growth include calculations: The offering supports retaining human and component fulfillment costs in the long-run forecast; it does not establish autonomous servicing or engineer replacement.

5. Unite In-House Service Solutions
   - Evidence informing the 2032 market-value input; displayed series and growth include calculations: The retained-labor boundary supports the modeled purchased-scope counterforce, without measuring future adoption.
   - Evidence informing the 2040 market-value input; displayed series and growth include calculations: The offering supports maintaining a distinction between installed equipment obligations and externally purchased service expenditure.
   - Evidence informing base-year allocation inputs; displayed values and growth are calculated: The offering excludes included onsite and planned-maintenance labor, supporting retained-work and purchased-payment distinctions, not observed adoption. ([gehealthcare.com](https://www.gehealthcare.com/en/services/unite-in-house))
   - Evidence informing forecast-year allocation inputs; displayed values and growth are calculated: The offering excludes included onsite and planned-maintenance labor, supporting retained-work and purchased-payment distinctions, not observed adoption. ([gehealthcare.com](https://www.gehealthcare.com/en/services/unite-in-house))
   - Evidence informing base-year allocation inputs; displayed values and growth are calculated: The published xx.xx% remote fix rate is a case-resolution observation, not remote-only revenue. Separately billed on-site labor supports the responsibility distinction.
   - Evidence informing forecast-year allocation inputs; displayed values and growth are calculated: The published xx.xx% remote fix rate is a case-resolution observation, not remote-only revenue. Separately billed on-site labor supports the responsibility distinction.
   - Evidence informing base-year allocation inputs; displayed values and growth are calculated: Excluded on-site and planned-maintenance labor prevents interpreting every remote-support plan as inclusive integrated fulfillment.
   - Evidence informing forecast-year allocation inputs; displayed values and growth are calculated: Excluded on-site and planned-maintenance labor prevents interpreting every remote-support plan as inclusive integrated fulfillment.
   - Evidence informing base-year allocation inputs; displayed values and growth are calculated: Periodic support with additional billed labor or parts supports mixed payment components rather than universal fixed full coverage.
   - Evidence informing forecast-year allocation inputs; displayed values and growth are calculated: Periodic support with additional billed labor or parts supports mixed payment components rather than universal fixed full coverage.
   - Evidence informing base-year allocation inputs; displayed values and growth are calculated: Enterprise offerings covering GE HealthCare assets establish an own-brand agreement example without measuring its market penetration.
   - Evidence informing forecast-year allocation inputs; displayed values and growth are calculated: Enterprise offerings covering GE HealthCare assets establish an own-brand agreement example without measuring its market penetration.

6. Philips Standard Terms and Conditions of Service, Revision 23, April 2024
   - Evidence informing the 2032 market-value input; displayed series and growth include calculations: Published lifecycle terms condition post-End-of-Life repair on parts and trained-personnel availability and remove the earlier uptime guarantee. These constrain assumed indefinite support extension.
   - Evidence informing the 2040 market-value input; displayed series and growth include calculations: The lifecycle conditions support including retirement and support limitations in long-run growth assumptions, but do not establish a dated global withdrawal event.
   - Evidence informing base-year allocation inputs; displayed values and growth are calculated: Post-End-of-Life obligations change materially, supporting a declared-support endpoint rather than an automatic equipment-age threshold.
   - Evidence informing forecast-year allocation inputs; displayed values and growth are calculated: Post-End-of-Life obligations change materially, supporting a declared-support endpoint rather than an automatic equipment-age threshold.
   - Evidence informing base-year allocation inputs; displayed values and growth are calculated: Post-endpoint repair depends on parts and trained-personnel availability without the earlier uptime guarantee; continuing service is conditional, not indefinite.
   - Evidence informing forecast-year allocation inputs; displayed values and growth are calculated: Post-endpoint repair depends on parts and trained-personnel availability without the earlier uptime guarantee; continuing service is conditional, not indefinite.

7. RadNet, Inc. - 2025 Form 10-K
   - Evidence informing base-year allocation inputs; displayed values and growth are calculated: The disclosed X-ray fleet provides a buyer-footprint check, not global maintenance revenue. ([sec.gov](https://www.sec.gov/Archives/edgar/data/xx.xx/xx.xx/rdnt-xx.xx.htm))
   - Evidence informing forecast-year allocation inputs; displayed values and growth are calculated: The disclosed X-ray fleet provides a buyer-footprint check, not global maintenance revenue. ([sec.gov](https://www.sec.gov/Archives/edgar/data/xx.xx/xx.xx/rdnt-xx.xx.htm))
   - Evidence informing base-year allocation inputs; displayed values and growth are calculated: The disclosed fluoroscopy fleet constrains the outpatient comparator's scope. ([sec.gov](https://www.sec.gov/Archives/edgar/data/xx.xx/xx.xx/rdnt-xx.xx.htm))
   - Evidence informing forecast-year allocation inputs; displayed values and growth are calculated: The disclosed fluoroscopy fleet constrains the outpatient comparator's scope. ([sec.gov](https://www.sec.gov/Archives/edgar/data/xx.xx/xx.xx/rdnt-xx.xx.htm))
   - Evidence informing base-year allocation inputs; displayed values and growth are calculated: CT fleet changes provide an independent relative-activity check. ([sec.gov](https://www.sec.gov/Archives/edgar/data/xx.xx/xx.xx/rdnt-xx.xx.htm))
   - Evidence informing forecast-year allocation inputs; displayed values and growth are calculated: CT fleet changes provide an independent relative-activity check. ([sec.gov](https://www.sec.gov/Archives/edgar/data/xx.xx/xx.xx/rdnt-xx.xx.htm))
   - Evidence informing base-year allocation inputs; displayed values and growth are calculated: MRI fleet changes inform a restrained relative-growth assumption. ([sec.gov](https://www.sec.gov/Archives/edgar/data/xx.xx/xx.xx/rdnt-xx.xx.htm))
   - Evidence informing forecast-year allocation inputs; displayed values and growth are calculated: MRI fleet changes inform a restrained relative-growth assumption. ([sec.gov](https://www.sec.gov/Archives/edgar/data/xx.xx/xx.xx/rdnt-xx.xx.htm))
   - Evidence informing base-year allocation inputs; displayed values and growth are calculated: Ultrasound fleet disclosure supplies a commercial-stock comparator. ([sec.gov](https://www.sec.gov/Archives/edgar/data/xx.xx/xx.xx/rdnt-xx.xx.htm))
   - Evidence informing forecast-year allocation inputs; displayed values and growth are calculated: Ultrasound fleet disclosure supplies a commercial-stock comparator. ([sec.gov](https://www.sec.gov/Archives/edgar/data/xx.xx/xx.xx/rdnt-xx.xx.htm))
   - Evidence informing base-year allocation inputs; displayed values and growth are calculated: Mammography fleet disclosure supplies a commercial-stock comparator. ([sec.gov](https://www.sec.gov/Archives/edgar/data/xx.xx/xx.xx/rdnt-xx.xx.htm))
   - Evidence informing forecast-year allocation inputs; displayed values and growth are calculated: Mammography fleet disclosure supplies a commercial-stock comparator. ([sec.gov](https://www.sec.gov/Archives/edgar/data/xx.xx/xx.xx/rdnt-xx.xx.htm))
   - Evidence informing base-year allocation inputs; displayed values and growth are calculated: PET/CT fleet growth provides a differentiated adoption comparator. ([sec.gov](https://www.sec.gov/Archives/edgar/data/xx.xx/xx.xx/rdnt-xx.xx.htm))
   - Evidence informing forecast-year allocation inputs; displayed values and growth are calculated: PET/CT fleet growth provides a differentiated adoption comparator. ([sec.gov](https://www.sec.gov/Archives/edgar/data/xx.xx/xx.xx/rdnt-xx.xx.htm))
   - Evidence informing base-year allocation inputs; displayed values and growth are calculated: Manufacturer service arrangements corroborate buyer-side participation, without a spending split. ([sec.gov](https://www.sec.gov/Archives/edgar/data/xx.xx/xx.xx/rdnt-xx.xx.htm))
   - Evidence informing forecast-year allocation inputs; displayed values and growth are calculated: Manufacturer service arrangements corroborate buyer-side participation, without a spending split. ([sec.gov](https://www.sec.gov/Archives/edgar/data/xx.xx/xx.xx/rdnt-xx.xx.htm))
   - Evidence informing base-year allocation inputs; displayed values and growth are calculated: The operator reports external manufacturer-service arrangements and modality fleets. Applying inherited fees produces a modeled fleet-activity index, not observed maintenance expense.
   - Evidence informing forecast-year allocation inputs; displayed values and growth are calculated: The operator reports external manufacturer-service arrangements and modality fleets. Applying inherited fees produces a modeled fleet-activity index, not observed maintenance expense.
   - Evidence informing base-year allocation inputs; displayed values and growth are calculated: The disclosed outpatient fleet is counterevidence against treating hospital-heavy national samples as universal buyer distributions.
   - Evidence informing forecast-year allocation inputs; displayed values and growth are calculated: The disclosed

8. Contracting in Medical Equipment Maintenance Services: An Empirical Investigation
   - Evidence informing base-year allocation inputs; displayed values and growth are calculated: The historical scanner dataset supplies observed plan-selection proportions, not current global value shares. ([business.columbia.edu](https://business.columbia.edu/sites/default/files-efs/pubfiles/xx.xx/besbes_contracting.pdf))
   - Evidence informing forecast-year allocation inputs; displayed values and growth are calculated: The historical scanner dataset supplies observed plan-selection proportions, not current global value shares. ([business.columbia.edu](https://business.columbia.edu/sites/default/files-efs/pubfiles/xx.xx/besbes_contracting.pdf))
   - Evidence informing base-year allocation inputs; displayed values and growth are calculated: Basic and partial plans constrain the narrower-standing-coverage model. ([business.columbia.edu](https://business.columbia.edu/sites/default/files-efs/pubfiles/xx.xx/besbes_contracting.pdf))
   - Evidence informing forecast-year allocation inputs; displayed values and growth are calculated: Basic and partial plans constrain the narrower-standing-coverage model. ([business.columbia.edu](https://business.columbia.edu/sites/default/files-efs/pubfiles/xx.xx/besbes_contracting.pdf))
   - Evidence informing base-year allocation inputs; displayed values and growth are calculated: Preventive obligations coexist with differing repair coverage or charging in the studied plans. ([business.columbia.edu](https://business.columbia.edu/sites/default/files-efs/pubfiles/xx.xx/besbes_contracting.pdf))
   - Evidence informing forecast-year allocation inputs; displayed values and growth are calculated: Preventive obligations coexist with differing repair coverage or charging in the studied plans. ([business.columbia.edu](https://business.columbia.edu/sites/default/files-efs/pubfiles/xx.xx/besbes_contracting.pdf))
   - Evidence informing base-year allocation inputs; displayed values and growth are calculated: Historical full-protection selection supplies a purchasing primitive, converted from plan counts to value using an explicit relative-spending assumption.
   - Evidence informing forecast-year allocation inputs; displayed values and growth are calculated: Historical full-protection selection supplies a purchasing primitive, converted from plan counts to value using an explicit relative-spending assumption.
   - Evidence informing base-year allocation inputs; displayed values and growth are calculated: Basic and partial plans contain annual fees plus variable charges, supporting Hybrid Pricing and preventing misclassification as pure time-and-materials.
   - Evidence informing forecast-year allocation inputs; displayed values and growth are calculated: Basic and partial plans contain annual fees plus variable charges, supporting Hybrid Pricing and preventing misclassification as pure time-and-materials.
   - Evidence informing base-year allocation inputs; displayed values and growth are calculated: The study's time-and-materials label includes an annual fee; it constrains exclusions from the pure no-retainer numerator rather than observing that category's current share.
   - Evidence informing forecast-year allocation inputs; displayed values and growth are calculated: The study's time-and-materials label includes an annual fee; it constrains exclusions from the pure no-retainer numerator rather than observing that category's current share.

9. Appendix 3: Framework Agreement Specification-Maintenance, Repair and Calibration of Medical Equipment

- Evidence informing base-year allocation inputs; displayed values and growth are calculated: Comprehensive procurement coverage combines scheduled maintenance and repairs. ([sccl.nhs.uk](https://www.sccl.nhs.uk/wp-content/uploads/2023/xx.xx/Maintenance-Appendix-xx.xx-Framework-Specification.pdf))
- Evidence informing forecast-year allocation inputs; displayed values and growth are calculated: Comprehensive procurement coverage combines scheduled maintenance and repairs. ([sccl.nhs.uk](https://www.sccl.nhs.uk/wp-content/uploads/2023/xx.xx/Maintenance-Appendix-xx.xx-Framework-Specification.pdf))
- Evidence informing base-year allocation inputs; displayed values and growth are calculated: Comprehensive cover and case-specific component treatment support obligation-based classification. ([sccl.nhs.uk](https://www.sccl.nhs.uk/wp-content/uploads/2023/xx.xx/Maintenance-Appendix-xx.xx-Framework-Specification.pdf))
- Evidence informing forecast-year allocation inputs; displayed values and growth are calculated: Comprehensive cover and case-specific component treatment support obligation-based classification. ([sccl.nhs.uk](https://www.sccl.nhs.uk/wp-content/uploads/2023/xx.xx/Maintenance-Appendix-xx.xx-Framework-Specification.pdf))
- Evidence informing base-year allocation inputs; displayed values and growth are calculated: Preventive-only, labor-only and component-limited options establish narrower standing obligations. ([sccl.nhs.uk](https://www.sccl.nhs.uk/wp-content/uploads/2023/xx.xx/Maintenance-Appendix-xx.xx-Framework-Specification.pdf))
- Evidence informing forecast-year allocation inputs; displayed values and growth are calculated: Preventive-only, labor-only and component-limited options establish narrower standing obligations. ([sccl.nhs.uk](https://www.sccl.nhs.uk/wp-content/uploads/2023/xx.xx/Maintenance-Appendix-xx.xx-Framework-Specification.pdf))
- Evidence informing base-year allocation inputs; displayed values and growth are calculated: Collaborative cover explicitly divides work between buyer and supplier. ([sccl.nhs.uk](https://www.sccl.nhs.uk/wp-content/uploads/2023/xx.xx/Maintenance-Appendix-xx.xx-Framework-Specification.pdf))
- Evidence informing forecast-year allocation inputs; displayed values and growth are calculated: Collaborative cover explicitly divides work between buyer and supplier. ([sccl.nhs.uk](https://www.sccl.nhs.uk/wp-content/uploads/2023/xx.xx/Maintenance-Appendix-xx.xx-Framework-Specification.pdf))

10. What's Included in Preventative Maintenance?

- Evidence informing base-year allocation inputs; displayed values and growth are calculated: Published PM-only monthly prices provide annualized narrow-service monetary anchors; they are not full-contract prices. ([blockimaging.com](https://www.blockimaging.com/blog/bid/xx.xx/what-s-included-in-imaging-equipment-preventative-maintenance-really))
- Evidence informing forecast-year allocation inputs; displayed values and growth are calculated: Published PM-only monthly prices provide annualized narrow-service monetary anchors; they are not full-contract prices. ([blockimaging.com](https://www.blockimaging.com/blog/bid/xx.xx/what-s-included-in-imaging-equipment-preventative-maintenance-really))
- Evidence informing base-year allocation inputs; displayed values and growth are calculated: Separately offered PM-only pricing constrains the relative-payment assumption for narrower coverage. ([blockimaging.com](https://www.blockimaging.com/blog/bid/xx.xx/what-s-included-in-imaging-equipment-preventative-maintenance-really))
- Evidence informing forecast-year allocation inputs; displayed values and growth are calculated: Separately offered PM-only pricing constrains the relative-payment assumption for narrower coverage. ([blockimaging.com](https://www.blockimaging.com/blog/bid/xx.xx/what-s-included-in-imaging-equipment-preventative-maintenance-really))

11. X-ray equipment performance surveys
    - Evidence informing base-year allocation inputs; displayed values and growth are calculated: A public healthcare provider separately offers equipment-performance surveys, corroborating an assessment deliverable without measuring its market share. ([uhb.nhs.uk](https://www.uhb.nhs.uk/services/radiation-protection/x-ray-equipment-performance-surveys/))
    - Evidence informing forecast-year allocation inputs; displayed values and growth are calculated: A public healthcare provider separately offers equipment-performance surveys, corroborating an assessment deliverable without measuring its market share. ([uhb.nhs.uk](https://www.uhb.nhs.uk/services/radiation-protection/x-ray-equipment-performance-surveys/))
12. High-Tech Medical Equipment: VA Has Opportunities to Improve Its Acquisition of Maintenance Services
    - Evidence informing base-year allocation inputs; displayed values and growth are calculated: Procurement-selected imaging service obligations and access constraints provide an OEM-retention counterweight, not a global maintenance share. ([gao.gov](https://www.gao.gov/assets/gao-xx.xx-xx.xx.pdf))
    - Evidence informing forecast-year allocation inputs; displayed values and growth are calculated: Procurement-selected imaging service obligations and access constraints provide an OEM-retention counterweight, not a global maintenance share. ([gao.gov](https://www.gao.gov/assets/gao-xx.xx-xx.xx.pdf))
    - Evidence informing base-year allocation inputs; displayed values and growth are calculated: Bounded third-party access-delay examples qualify frictionless substitution assumptions without establishing universal unsuitability. ([gao.gov](https://www.gao.gov/assets/gao-xx.xx-xx.xx.pdf))
    - Evidence informing forecast-year allocation inputs; displayed values and growth are calculated: Bounded third-party access-delay examples qualify frictionless substitution assumptions without establishing universal unsuitability. ([gao.gov](https://www.gao.gov/assets/gao-xx.xx-xx.xx.pdf))
    - Evidence informing base-year allocation inputs; displayed values and growth are calculated: Inspected route counts include xx.xx standalone contracts; the selected federal sample is adjusted rather than treated as Global spending prevalence.
    - Evidence informing forecast-year allocation inputs; displayed values and growth are calculated: Inspected route counts include xx.xx standalone contracts; the selected federal sample is adjusted rather than treated as Global spending prevalence.
    - Evidence informing base-year allocation inputs; displayed values and growth are calculated: Forty-two HTME and four Federal Supply Schedule orders supply the identifiable agreement-order count for a modeled relative-value bridge.
    - Evidence informing forecast-year allocation inputs; displayed values and growth are calculated: Forty-two HTME and four Federal Supply Schedule orders supply the identifiable agreement-order count for a modeled relative-value bridge.
13. Transcript: Final Guidance: Remanufacturing of Medical Devices, September 10, 2024
    - Evidence informing base-year allocation inputs; displayed values and growth are calculated: Manufacturer and third-party servicing roles depend on the particular device, supporting asset-specific attribution. ([fda.gov](https://www.fda.gov/media/xx.xx/download?attachment=))
    - Evidence informing forecast-year allocation inputs; displayed values and growth are calculated: Manufacturer and third-party servicing roles depend on the particular device, supporting asset-specific attribution. ([fda.gov](https://www.fda.gov/media/xx.xx/download?attachment=))
    - Evidence informing base-year allocation inputs; displayed values and growth are calculated: An OEM can service another entity's device as a third-party servicer. ([fda.gov](https://www.fda.gov/media/xx.xx/download?attachment=))
    - Evidence informing forecast-year allocation inputs; displayed values and growth are calculated: An OEM can service another entity's device as a third-party servicer. ([fda.gov](https://www.fda.gov/media/xx.xx/download?attachment=))

14. Multi-vendor services
    - Evidence informing base-year allocation inputs; displayed values and growth are calculated: The advertised Philips and non-Philips service scope demonstrates why corporate identity alone cannot establish OEM attribution.
    ([usa.philips.com](https://www.usa.philips.com/healthcare/service/healthcare-multi-vendor-services))
    - Evidence informing forecast-year allocation inputs; displayed values and growth are calculated: The advertised Philips and non-Philips service scope demonstrates why corporate identity alone cannot establish OEM attribution.
    ([usa.philips.com](https://www.usa.philips.com/healthcare/service/healthcare-multi-vendor-services))
    - Evidence informing base-year allocation inputs; displayed values and growth are calculated: Non-Philips equipment servicing establishes a commercial cross-manufacturer role, not its revenue proportion.
    ([usa.philips.com](https://www.usa.philips.com/healthcare/service/healthcare-multi-vendor-services))
    - Evidence informing forecast-year allocation inputs; displayed values and growth are calculated: Non-Philips equipment servicing establishes a commercial cross-manufacturer role, not its revenue proportion.
    ([usa.philips.com](https://www.usa.philips.com/healthcare/service/healthcare-multi-vendor-services))
    - Evidence informing base-year allocation inputs; displayed values and growth are calculated: Consolidated support for Philips and non-Philips equipment establishes agreement-level multi-vendor coverage; staffing scale and parts access do not measure penetration.
    - Evidence informing forecast-year allocation inputs; displayed values and growth are calculated: Consolidated support for Philips and non-Philips equipment establishes agreement-level multi-vendor coverage; staffing scale and parts access do not measure penetration.
15. San Bernardino County - File 11902: Asset Management Agreement with Renovo Solutions LLC for Maintenance Services
    - Evidence informing base-year allocation inputs; displayed values and growth are calculated: The approved 2025 three-year, xx.xx-asset agreement supplies a monetary third-party purchasing counterexample; approved value is not realized annual revenue.
    ([sanbernardino.legistar.com](https://sanbernardino.legistar.com/LegislationDetail.aspx?GUID=06EA5122-33FD-472E-B939-A8FA6E015FEB&ID=xx.xx&Options=&Search=))
    - Evidence informing forecast-year allocation inputs; displayed values and growth are calculated: The approved 2025 three-year, xx.xx-asset agreement supplies a monetary third-party purchasing counterexample; approved value is not realized annual revenue.
    ([sanbernardino.legistar.com](https://sanbernardino.legistar.com/LegislationDetail.aspx?GUID=06EA5122-33FD-472E-B939-A8FA6E015FEB&ID=xx.xx&Options=&Search=))
    - Evidence informing base-year allocation inputs; displayed values and growth are calculated: The public agreement combines scheduled maintenance, repairs and parts, supporting combined purchased obligations.
    ([sanbernardino.legistar.com](https://sanbernardino.legistar.com/LegislationDetail.aspx?GUID=06EA5122-33FD-472E-B939-A8FA6E015FEB&ID=xx.xx&Options=&Search=))
    - Evidence informing forecast-year allocation inputs; displayed values and growth are calculated: The public agreement combines scheduled maintenance, repairs and parts, supporting combined purchased obligations.
    ([sanbernardino.legistar.com](https://sanbernardino.legistar.com/LegislationDetail.aspx?GUID=06EA5122-33FD-472E-B939-A8FA6E015FEB&ID=xx.xx&Options=&Search=))
16. Radiation Protection in Newer Medical Imaging Techniques: PET/CT - Safety Reports Series No. 58
    - Evidence informing forecast-year allocation inputs; displayed values and growth are calculated: The 2008 commercial equipment-sales discussion supports historical standalone-to-hybrid substitution, not a current maintenance share or retirement rate.
    ([www-pub.iaea.org](https://www-pub.iaea.org/MTCD/Publications/PDF/pub1343_web.pdf))
    - Evidence informing forecast-year allocation inputs; displayed values and growth are calculated: Historical PET/CT equipment adoption supplies a directional substitution premise, not contemporary service revenue.
    ([www-pub.iaea.org](https://www-pub.iaea.org/MTCD/Publications/PDF/pub1343_web.pdf))

17. Nexaris-At the nexus of treatment innovation

    · Evidence informing base-year allocation inputs; displayed values and growth are calculated: Named Angio-CT and Angio-MR-CT offerings corroborate integrated interventional configurations, not their maintenance terms, installed count or revenue.
    ([siemens-healthineers.com](https://www.siemens-healthineers.com/angio/nexaris-therapy-suites))

    · Evidence informing forecast-year allocation inputs; displayed values and growth are calculated: Named Angio-CT and Angio-MR-CT offerings corroborate integrated interventional configurations, not their maintenance terms, installed count or revenue.
    ([siemens-healthineers.com](https://www.siemens-healthineers.com/angio/nexaris-therapy-suites))

18. Development of Applications for the Elmammo Avant Class Dedicated Breast PET System

    · Evidence informing base-year allocation inputs; displayed values and growth are calculated: Ten dedicated-PET installations reported by August 2017 establish dated niche commercial activity, not current worldwide stock.
    ([shimadzu.com](https://www.shimadzu.com/about/magazine/tec_news/srv74_12/report08.html))

    · Evidence informing forecast-year allocation inputs; displayed values and growth are calculated: Ten dedicated-PET installations reported by August 2017 establish dated niche commercial activity, not current worldwide stock.
    ([shimadzu.com](https://www.shimadzu.com/about/magazine/tec_news/srv74_12/report08.html))

19. Release of High-Resolution PET System PositView Utilizing High Resolution to Support Research and Development into Diagnosis and Early Treatment for Dementia

    · Evidence informing base-year allocation inputs; displayed values and growth are calculated: The July xx.xx 2025 U.S. marketing announcement provides counterevidence to treating all standalone PET activity as declining legacy systems; maintenance adoption remains unmeasured.
    ([shimadzu-usa.com](https://www.shimadzu-usa.com/news/2025/2025jul25.html))

    · Evidence informing forecast-year allocation inputs; displayed values and growth are calculated: The July xx.xx 2025 U.S. marketing announcement provides counterevidence to treating all standalone PET activity as declining legacy systems; maintenance adoption remains unmeasured.
    ([shimadzu-usa.com](https://www.shimadzu-usa.com/news/2025/2025jul25.html))

20. DIrectory of RAdiotherapy Centres (DIRAC)

    · Evidence informing base-year allocation inputs; displayed values and growth are calculated: Current registry footprint exceeds xx.xx radiotherapy centres; this constrains the assumed treatment-planning customer pool but does not report 2025 simulator stocks or maintenance revenue.

    · Evidence informing forecast-year allocation inputs; displayed values and growth are calculated: Current registry footprint exceeds xx.xx radiotherapy centres; this constrains the assumed treatment-planning customer pool but does not report 2025 simulator stocks or maintenance revenue.

21. Maintenance of the Somatom Definition AS CT simulator from Siemens

    · Evidence informing forecast-year allocation inputs; displayed values and growth are calculated: CT-simulator maintenance was awarded September xx.xx 2026 for EUR xx.xx. Unknown contract duration prevents conversion into annual spending; the award supports a distinct purchased planning-asset obligation.

22. Canadian Medical Imaging Inventory 2022-2023: Provincial and Territorial Overview
    - Evidence informing base-year allocation inputs; displayed values and growth are calculated: Reported hospital and private-facility site types constrain buyer attribution, with explicit regional and classification limitations.
    - Evidence informing forecast-year allocation inputs; displayed values and growth are calculated: Reported hospital and private-facility site types constrain buyer attribution, with explicit regional and classification limitations.
    - Evidence informing base-year allocation inputs; displayed values and growth are calculated: Private-site participation supplies an outpatient calibration lead; private ownership is not equated automatically with imaging-centre status.
    - Evidence informing forecast-year allocation inputs; displayed values and growth are calculated: Private-site participation supplies an outpatient calibration lead; private ownership is not equated automatically with imaging-centre status.
    - Evidence informing base-year allocation inputs; displayed values and growth are calculated: Modality-specific 2022-2023 age distributions supply observed inputs to the explicitly assumed age-to-support-endpoint bridge.
    - Evidence informing forecast-year allocation inputs; displayed values and growth are calculated: Modality-specific 2022-2023 age distributions supply observed inputs to the explicitly assumed age-to-support-endpoint bridge.
    - Evidence informing base-year allocation inputs; displayed values and growth are calculated: Older-equipment distributions constrain the beyond-support model but do not directly measure manufacturer support withdrawal.
    - Evidence informing forecast-year allocation inputs; displayed values and growth are calculated: Older-equipment distributions constrain the beyond-support model but do not directly measure manufacturer support withdrawal.
23. MLN909060 - Independent Diagnostic Testing Facility, February 2026
    - Evidence informing forecast-year allocation inputs; displayed values and growth are calculated: Official mobile-IDTF distinctions separate clinical operators from equipment/personnel leasing and establish a maintenance responsibility, not an outsourcing percentage.
24. Maintenance service agreements
    - Evidence informing base-year allocation inputs; displayed values and growth are calculated: Approximately xx.xx% remotely resolved corrective cases constrain channel assumptions but cannot be substituted for remote-only spending.
    - Evidence informing forecast-year allocation inputs; displayed values and growth are calculated: Approximately xx.xx% remotely resolved corrective cases constrain channel assumptions but cannot be substituted for remote-only spending.
    - Evidence informing base-year allocation inputs; displayed values and growth are calculated: RightFit combines field and remote expertise under customizable agreements, supporting an inseparable integrated-obligation category.
    - Evidence informing forecast-year allocation inputs; displayed values and growth are calculated: RightFit combines field and remote expertise under customizable agreements, supporting an inseparable integrated-obligation category.
    - Evidence informing base-year allocation inputs; displayed values and growth are calculated: Field-engineer access remains part of the commercial offering; remote resolution does not eliminate purchased attendance obligations.
    - Evidence informing forecast-year allocation inputs; displayed values and growth are calculated: Field-engineer access remains part of the commercial offering; remote resolution does not eliminate purchased attendance obligations.

25. Portable Ultrasound Repair Depot
    - Evidence informing base-year allocation inputs; displayed values and growth are calculated: Accepted portable ultrasound systems are repaired at a service centre, supporting a system-level depot channel with eligibility and repaired-portion limits.
    - Evidence informing forecast-year allocation inputs; displayed values and growth are calculated: Accepted portable ultrasound systems are repaired at a service centre, supporting a system-level depot channel with eligibility and repaired-portion limits.
    - Evidence informing base-year allocation inputs; displayed values and growth are calculated: Flat-rate repair for eligible jobs establishes event-specific pricing, while excluded cases receive alternative quotations; adoption is not disclosed.
    - Evidence informing forecast-year allocation inputs; displayed values and growth are calculated: Flat-rate repair for eligible jobs establishes event-specific pricing, while excluded cases receive alternative quotations; adoption is not disclosed.
26. Managed Neutral Vendor Services
    - Evidence informing forecast-year allocation inputs; displayed values and growth are calculated: The managed framework runs January xx.xx 2026-January xx.xx 2030 and requires mini-competition. It supports route availability, not realized maintenance revenue or guaranteed continuation to 2032.
27. TruPay - GE HealthCare commercial brochure
    - Evidence informing base-year allocation inputs; displayed values and growth are calculated: The official brochure has a fixed first-xx.xx-patient price plus further usage slabs, supporting minimum-plus-variable classification when both components apply.
    - Evidence informing forecast-year allocation inputs; displayed values and growth are calculated: The official brochure has a fixed first-xx.xx-patient price plus further usage slabs, supporting minimum-plus-variable classification when both components apply.
    - Evidence informing base-year allocation inputs; displayed values and growth are calculated: The explicit minimum payment constrains the pure Usage-Based Fees numerator; a pay-per-use promotional label does not independently establish variable-only billing.
    - Evidence informing forecast-year allocation inputs; displayed values and growth are calculated: The explicit minimum payment constrains the pure Usage-Based Fees numerator; a pay-per-use promotional label does not independently establish variable-only billing.
28. Flexible Multi-Vendor Medical Imaging Equipment Service
    - Evidence informing base-year allocation inputs; displayed values and growth are calculated: A disclosed Time & Materials option supports a separate input-charged commercial route without reporting realized revenue or exact customer terms.
    - Evidence informing forecast-year allocation inputs; displayed values and growth are calculated: A disclosed Time & Materials option supports a separate input-charged commercial route without reporting realized revenue or exact customer terms.
    - Evidence informing base-year allocation inputs; displayed values and growth are calculated: Advertised post-OEM-support service corroborates continuing commercial participation beyond manufacturer support, but not universal model eligibility.
    - Evidence informing forecast-year allocation inputs; displayed values and growth are calculated: Advertised post-OEM-support service corroborates continuing commercial participation beyond manufacturer support, but not universal model eligibility.

20.13. Spain

Table 534. Spain Medical Imaging Equipment Maintenance Services Market Size, 2017-2040 (USD Million)

Country	2017	2024	2025	2026	2027	2032	2040	CAGR (%)
Spain	xx.xx	xx.xx	xx.xx	xx.xx	xx.xx	xx.xx	xx.xx	xx.xx

Table 535. Spain Medical Imaging Equipment Maintenance Services Market Size, by Maintenance Function, 2017-2040 (USD Million)

Maintenance Function	2017	2024	2025	2026	2027	2032	2040	CAGR (%)
Combined Preventive and Corrective Maintenance	xx.xx	xx.xx	xx.xx	xx.xx	xx.xx	xx.xx	xx.xx	xx.xx
Corrective Maintenance	xx.xx	xx.xx	xx.xx	xx.xx	xx.xx	xx.xx	xx.xx	xx.xx
Inspection and Verification	xx.xx	xx.xx	xx.xx	xx.xx	xx.xx	xx.xx	xx.xx	xx.xx
Preventive Maintenance	xx.xx	xx.xx	xx.xx	xx.xx	xx.xx	xx.xx	xx.xx	xx.xx
Total	**xx.xx**	**xx.xx**	**xx.xx**	**xx.xx**	**xx.xx**	**xx.xx**	**xx.xx**	**xx.xx**

Table 536. Spain Medical Imaging Equipment Maintenance Services Market Size, by Imaging Modality, 2017-2040 (USD Million)

Imaging Modality	2017	2024	2025	2026	2027	2032	2040	CAGR (%)
Bone Densitometry	xx.xx	xx.xx	xx.xx	xx.xx	xx.xx	xx.xx	xx.xx	xx.xx
Computed Tomography	xx.xx	xx.xx	xx.xx	xx.xx	xx.xx	xx.xx	xx.xx	xx.xx
Dental Radiology	xx.xx	xx.xx	xx.xx	xx.xx	xx.xx	xx.xx	xx.xx	xx.xx
Fluoroscopy and Angiography	xx.xx	xx.xx	xx.xx	xx.xx	xx.xx	xx.xx	xx.xx	xx.xx
General Radiography	xx.xx	xx.xx	xx.xx	xx.xx	xx.xx	xx.xx	xx.xx	xx.xx
Hybrid Imaging	xx.xx	xx.xx	xx.xx	xx.xx	xx.xx	xx.xx	xx.xx	xx.xx
Magnetic Resonance Imaging	xx.xx	xx.xx	xx.xx	xx.xx	xx.xx	xx.xx	xx.xx	xx.xx
Mammography	xx.xx	xx.xx	xx.xx	xx.xx	xx.xx	xx.xx	xx.xx	xx.xx
Nuclear Medicine Imaging	xx.xx	xx.xx	xx.xx	xx.xx	xx.xx	xx.xx	xx.xx	xx.xx
Ultrasound	xx.xx	xx.xx	xx.xx	xx.xx	xx.xx	xx.xx	xx.xx	xx.xx
Total	**xx.xx**	**xx.xx**	**xx.xx**	**xx.xx**	**xx.xx**	**xx.xx**	**xx.xx**	**xx.xx**

Table 537. Spain Medical Imaging Equipment Maintenance Services Market Size, by Hybrid Imaging, 2017-2040 (USD Million)

Hybrid Imaging	2017	2024	2025	2026	2027	2032	2040	CAGR (%)
Hybrid Interventional Imaging	xx.xx	xx.xx	xx.xx	xx.xx	xx.xx	xx.xx	xx.xx	xx.xx
PET/CT	xx.xx	xx.xx	xx.xx	xx.xx	xx.xx	xx.xx	xx.xx	xx.xx
PET/MRI	xx.xx	xx.xx	xx.xx	xx.xx	xx.xx	xx.xx	xx.xx	xx.xx
SPECT/CT	xx.xx	xx.xx	xx.xx	xx.xx	xx.xx	xx.xx	xx.xx	xx.xx
Total	**xx.xx**	**xx.xx**	**xx.xx**	**xx.xx**	**xx.xx**	**xx.xx**	**xx.xx**	**xx.xx**

Table 538. Spain Medical Imaging Equipment Maintenance Services Market Size, by Nuclear Medicine Imaging, 2017-2040 (USD Million)

Nuclear Medicine Imaging	2017	2024	2025	2026	2027	2032	2040	CAGR (%)
Gamma Camera and SPECT Imaging	xx.xx	xx.xx	xx.xx	xx.xx	xx.xx	xx.xx	xx.xx	xx.xx
Standalone PET Imaging	xx.xx	xx.xx	xx.xx	xx.xx	xx.xx	xx.xx	xx.xx	xx.xx
Total	**xx.xx**	**xx.xx**	**xx.xx**	**xx.xx**	**xx.xx**	**xx.xx**	**xx.xx**	**xx.xx**

Table 539. Spain Medical Imaging Equipment Maintenance Services Market Size, by Clinical Use, 2017-2040 (USD Million)

Clinical Use	2017	2024	2025	2026	2027	2032	2040	CAGR (%)
Diagnostic and Screening Imaging	xx.xx	xx.xx	xx.xx	xx.xx	xx.xx	xx.xx	xx.xx	xx.xx
Image-Guided Intervention	xx.xx	xx.xx	xx.xx	xx.xx	xx.xx	xx.xx	xx.xx	xx.xx
Shared-Use Imaging	xx.xx	xx.xx	xx.xx	xx.xx	xx.xx	xx.xx	xx.xx	xx.xx
Treatment-Planning Imaging	xx.xx	xx.xx	xx.xx	xx.xx	xx.xx	xx.xx	xx.xx	xx.xx
Total	**xx.xx**	**xx.xx**	**xx.xx**	**xx.xx**	**xx.xx**	**xx.xx**	**xx.xx**	**xx.xx**

Table 540. Spain Medical Imaging Equipment Maintenance Services Market Size, by End User, 2017-2040 (USD Million)

End User	2017	2024	2025	2026	2027	2032	2040	CAGR (%)
Ambulatory Care Centers	xx.xx	xx.xx	xx.xx	xx.xx	xx.xx	xx.xx	xx.xx	xx.xx
Dental Practices	xx.xx	xx.xx	xx.xx	xx.xx	xx.xx	xx.xx	xx.xx	xx.xx
Diagnostic Imaging Centers	xx.xx	xx.xx	xx.xx	xx.xx	xx.xx	xx.xx	xx.xx	xx.xx
Hospitals	xx.xx	xx.xx	xx.xx	xx.xx	xx.xx	xx.xx	xx.xx	xx.xx
Medical and Allied Health Practices	xx.xx	xx.xx	xx.xx	xx.xx	xx.xx	xx.xx	xx.xx	xx.xx
Mobile Imaging Operators	xx.xx	xx.xx	xx.xx	xx.xx	xx.xx	xx.xx	xx.xx	xx.xx
Total	**xx.xx**	**xx.xx**	**xx.xx**	**xx.xx**	**xx.xx**	**xx.xx**	**xx.xx**	**xx.xx**

Table 541. Spain Medical Imaging Equipment Maintenance Services Market Size, by Service Delivery, 2017-2040 (USD Million)

Service Delivery	2017	2024	2025	2026	2027	2032	2040	CAGR (%)
Depot Repair	xx.xx	xx.xx	xx.xx	xx.xx	xx.xx	xx.xx	xx.xx	xx.xx
Integrated Service Delivery	xx.xx	xx.xx	xx.xx	xx.xx	xx.xx	xx.xx	xx.xx	xx.xx
On-Site Service	xx.xx	xx.xx	xx.xx	xx.xx	xx.xx	xx.xx	xx.xx	xx.xx
Remote Service	xx.xx	xx.xx	xx.xx	xx.xx	xx.xx	xx.xx	xx.xx	xx.xx
Total	**xx.xx**	**xx.xx**	**xx.xx**	**xx.xx**	**xx.xx**	**xx.xx**	**xx.xx**	**xx.xx**

Table 542. Spain Medical Imaging Equipment Maintenance Services Market Size, by Procurement Route, 2017-2040 (USD Million)

Procurement Route	2017	2024	2025	2026	2027	2032	2040	CAGR (%)
Framework and Master-Agreement Orders	xx.xx	xx.xx	xx.xx	xx.xx	xx.xx	xx.xx	xx.xx	xx.xx
Standalone Procurement	xx.xx	xx.xx	xx.xx	xx.xx	xx.xx	xx.xx	xx.xx	xx.xx
Total	**xx.xx**	**xx.xx**	**xx.xx**	**xx.xx**	**xx.xx**	**xx.xx**	**xx.xx**	**xx.xx**

Table 543. Spain Medical Imaging Equipment Maintenance Services Market Size, by Service Provider Relationship, 2017-2040 (USD Million)

Service Provider Relationship	2017	2024	2025	2026	2027	2032	2040	CAGR (%)
Manufacturer-Provided Service	xx.xx	xx.xx	xx.xx	xx.xx	xx.xx	xx.xx	xx.xx	xx.xx
Third-Party Service	xx.xx	xx.xx	xx.xx	xx.xx	xx.xx	xx.xx	xx.xx	xx.xx
Total	**xx.xx**	**xx.xx**	**xx.xx**	**xx.xx**	**xx.xx**	**xx.xx**	**xx.xx**	**xx.xx**

Table 544. Spain Medical Imaging Equipment Maintenance Services Market Size, by Contract Coverage, 2017-2040 (USD Million)

Contract Coverage	2017	2024	2025	2026	2027	2032	2040	CAGR (%)
Event-Specific Service	xx.xx	xx.xx	xx.xx	xx.xx	xx.xx	xx.xx	xx.xx	xx.xx
Full-Service Coverage	xx.xx	xx.xx	xx.xx	xx.xx	xx.xx	xx.xx	xx.xx	xx.xx
Limited-Service Coverage	xx.xx	xx.xx	xx.xx	xx.xx	xx.xx	xx.xx	xx.xx	xx.xx
Shared Maintenance Coverage	xx.xx	xx.xx	xx.xx	xx.xx	xx.xx	xx.xx	xx.xx	xx.xx
Total	**xx.xx**	**xx.xx**	**xx.xx**	**xx.xx**	**xx.xx**	**xx.xx**	**xx.xx**	**xx.xx**

Table 545. Spain Medical Imaging Equipment Maintenance Services Market Size, by Pricing Model, 2017-2040 (USD Million)

Pricing Model	2017	2024	2025	2026	2027	2032	2040	CAGR (%)
Fixed Per-Event Fees	xx.xx	xx.xx	xx.xx	xx.xx	xx.xx	xx.xx	xx.xx	xx.xx
Fixed Periodic Fees	xx.xx	xx.xx	xx.xx	xx.xx	xx.xx	xx.xx	xx.xx	xx.xx
Hybrid Pricing	xx.xx	xx.xx	xx.xx	xx.xx	xx.xx	xx.xx	xx.xx	xx.xx
Time-and-Materials Pricing	xx.xx	xx.xx	xx.xx	xx.xx	xx.xx	xx.xx	xx.xx	xx.xx
Usage-Based Fees	xx.xx	xx.xx	xx.xx	xx.xx	xx.xx	xx.xx	xx.xx	xx.xx
Total	**xx.xx**	**xx.xx**	**xx.xx**	**xx.xx**	**xx.xx**	**xx.xx**	**xx.xx**	**xx.xx**

Table 546. Spain Medical Imaging Equipment Maintenance Services Market Size, by Vendor Scope, 2017-2040 (USD Million)

Vendor Scope	2017	2024	2025	2026	2027	2032	2040	CAGR (%)
Multi-Vendor Coverage	xx.xx	xx.xx	xx.xx	xx.xx	xx.xx	xx.xx	xx.xx	xx.xx
Single-Vendor Coverage	xx.xx	xx.xx	xx.xx	xx.xx	xx.xx	xx.xx	xx.xx	xx.xx
Total	**xx.xx**	**xx.xx**	**xx.xx**	**xx.xx**	**xx.xx**	**xx.xx**	**xx.xx**	**xx.xx**

Table 547. Spain Medical Imaging Equipment Maintenance Services Market Size, by Equipment Support Lifecycle, 2017-2040 (USD Million)

Equipment Support Lifecycle	2017	2024	2025	2026	2027	2032	2040	CAGR (%)
Beyond Manufacturer Support	xx.xx	xx.xx	xx.xx	xx.xx	xx.xx	xx.xx	xx.xx	xx.xx
Within Manufacturer Support	xx.xx	xx.xx	xx.xx	xx.xx	xx.xx	xx.xx	xx.xx	xx.xx
Total	**xx.xx**	**xx.xx**	**xx.xx**	**xx.xx**	**xx.xx**	**xx.xx**	**xx.xx**	**xx.xx**

Sources & Evidence

1. GE HealthCare Technologies Inc. - 2025 Form 10-K
   - Evidence informing the 2023 market-value input; displayed series and growth include calculations: Reported services revenue of USD xx.xx supplies a historical commercial-activity proxy; it is broader than imaging maintenance.
   - Evidence informing the 2024 market-value input; displayed series and growth include calculations: Reported services revenue of USD xx.xx supplies the comparable historical proxy.
2. GE HealthCare Technologies Inc. - 2022 Form 10-K
   - Evidence informing the 2020 market-value input; displayed series and growth include calculations: Services revenue of USD xx.xx anchors the high-cost equipment cohort's historical activity index.
   - Evidence informing the 2021 market-value input; displayed series and growth include calculations: Services revenue of USD xx.xx supplies the comparable activity index.
   - Evidence informing the 2022 market-value input; displayed series and growth include calculations: Services revenue of USD xx.xx supplies the activity index. The filing attributes the services decline primarily to unfavorable currency effects.
3. Health at a Glance 2025 - Diagnostic Technologies
   - Evidence informing the 2032 market-value input; displayed series and growth include calculations: Long-run increases in imaging activity support continued equipment demand; examination volumes are not substituted for maintenance revenue.
   - Evidence informing the 2040 market-value input; displayed series and growth include calculations: The observed country variation and incomplete coverage constrain long-run stock-growth assumptions and prohibit uniform worldwide density extrapolation.
4. OnWatch Predict
   - Evidence informing the 2032 market-value input; displayed series and growth include calculations: Conditional reported benefits support considering a service-efficiency counterforce, not applying downtime reductions directly to service revenue.
   - Evidence informing the 2040 market-value input; displayed series and growth include calculations: The offering supports retaining human and component fulfillment costs in the long-run forecast; it does not establish autonomous servicing or engineer replacement.

5. Unite In-House Service Solutions
   - Evidence informing the 2032 market-value input; displayed series and growth include calculations: The retained-labor boundary supports the modeled purchased-scope counterforce, without measuring future adoption.
   - Evidence informing the 2040 market-value input; displayed series and growth include calculations: The offering supports maintaining a distinction between installed equipment obligations and externally purchased service expenditure.
   - Evidence informing base-year allocation inputs; displayed values and growth are calculated: The offering excludes included onsite and planned-maintenance labor, supporting retained-work and purchased-payment distinctions, not observed adoption. ([gehealthcare.com](https://www.gehealthcare.com/en/services/unite-in-house))
   - Evidence informing forecast-year allocation inputs; displayed values and growth are calculated: The offering excludes included onsite and planned-maintenance labor, supporting retained-work and purchased-payment distinctions, not observed adoption. ([gehealthcare.com](https://www.gehealthcare.com/en/services/unite-in-house))
   - Evidence informing base-year allocation inputs; displayed values and growth are calculated: The published xx.xx% remote fix rate is a case-resolution observation, not remote-only revenue. Separately billed on-site labor supports the responsibility distinction.
   - Evidence informing forecast-year allocation inputs; displayed values and growth are calculated: The published xx.xx% remote fix rate is a case-resolution observation, not remote-only revenue. Separately billed on-site labor supports the responsibility distinction.
   - Evidence informing base-year allocation inputs; displayed values and growth are calculated: Excluded on-site and planned-maintenance labor prevents interpreting every remote-support plan as inclusive integrated fulfillment.
   - Evidence informing forecast-year allocation inputs; displayed values and growth are calculated: Excluded on-site and planned-maintenance labor prevents interpreting every remote-support plan as inclusive integrated fulfillment.
   - Evidence informing base-year allocation inputs; displayed values and growth are calculated: Periodic support with additional billed labor or parts supports mixed payment components rather than universal fixed full coverage.
   - Evidence informing forecast-year allocation inputs; displayed values and growth are calculated: Periodic support with additional billed labor or parts supports mixed payment components rather than universal fixed full coverage.
   - Evidence informing base-year allocation inputs; displayed values and growth are calculated: Enterprise offerings covering GE HealthCare assets establish an own-brand agreement example without measuring its market penetration.
   - Evidence informing forecast-year allocation inputs; displayed values and growth are calculated: Enterprise offerings covering GE HealthCare assets establish an own-brand agreement example without measuring its market penetration.

6. Philips Standard Terms and Conditions of Service, Revision 23, April 2024
   - Evidence informing the 2032 market-value input; displayed series and growth include calculations: Published lifecycle terms condition post-End-of-Life repair on parts and trained-personnel availability and remove the earlier uptime guarantee. These constrain assumed indefinite support extension.
   - Evidence informing the 2040 market-value input; displayed series and growth include calculations: The lifecycle conditions support including retirement and support limitations in long-run growth assumptions, but do not establish a dated global withdrawal event.
   - Evidence informing base-year allocation inputs; displayed values and growth are calculated: Post-End-of-Life obligations change materially, supporting a declared-support endpoint rather than an automatic equipment-age threshold.
   - Evidence informing forecast-year allocation inputs; displayed values and growth are calculated: Post-End-of-Life obligations change materially, supporting a declared-support endpoint rather than an automatic equipment-age threshold.
   - Evidence informing base-year allocation inputs; displayed values and growth are calculated: Post-endpoint repair depends on parts and trained-personnel availability without the earlier uptime guarantee; continuing service is conditional, not indefinite.
   - Evidence informing forecast-year allocation inputs; displayed values and growth are calculated: Post-endpoint repair depends on parts and trained-personnel availability without the earlier uptime guarantee; continuing service is conditional, not indefinite.
7. Health at a Glance 2025 - Diagnostic Technologies
   - Evidence informing base-year allocation inputs; displayed values and growth are calculated: Imaging-stock comparator.
   - Evidence informing forecast-year allocation inputs; displayed values and growth are calculated: Imaging-stock comparator.

8. RadNet, Inc. - 2025 Form 10-K
   - Evidence informing base-year allocation inputs; displayed values and growth are calculated: The disclosed X-ray fleet provides a buyer-footprint check, not global maintenance revenue. ([sec.gov](https://www.sec.gov/Archives/edgar/data/xx.xx/xx.xx/rdnt-xx.xx.htm))
   - Evidence informing forecast-year allocation inputs; displayed values and growth are calculated: The disclosed X-ray fleet provides a buyer-footprint check, not global maintenance revenue. ([sec.gov](https://www.sec.gov/Archives/edgar/data/xx.xx/xx.xx/rdnt-xx.xx.htm))
   - Evidence informing base-year allocation inputs; displayed values and growth are calculated: The disclosed fluoroscopy fleet constrains the outpatient comparator's scope. ([sec.gov](https://www.sec.gov/Archives/edgar/data/xx.xx/xx.xx/rdnt-xx.xx.htm))
   - Evidence informing forecast-year allocation inputs; displayed values and growth are calculated: The disclosed fluoroscopy fleet constrains the outpatient comparator's scope. ([sec.gov](https://www.sec.gov/Archives/edgar/data/xx.xx/xx.xx/rdnt-xx.xx.htm))
   - Evidence informing base-year allocation inputs; displayed values and growth are calculated: CT fleet changes provide an independent relative-activity check. ([sec.gov](https://www.sec.gov/Archives/edgar/data/xx.xx/xx.xx/rdnt-xx.xx.htm))
   - Evidence informing forecast-year allocation inputs; displayed values and growth are calculated: CT fleet changes provide an independent relative-activity check. ([sec.gov](https://www.sec.gov/Archives/edgar/data/xx.xx/xx.xx/rdnt-xx.xx.htm))
   - Evidence informing base-year allocation inputs; displayed values and growth are calculated: MRI fleet changes inform a restrained relative-growth assumption. ([sec.gov](https://www.sec.gov/Archives/edgar/data/xx.xx/xx.xx/rdnt-xx.xx.htm))
   - Evidence informing forecast-year allocation inputs; displayed values and growth are calculated: MRI fleet changes inform a restrained relative-growth assumption. ([sec.gov](https://www.sec.gov/Archives/edgar/data/xx.xx/xx.xx/rdnt-xx.xx.htm))
   - Evidence informing base-year allocation inputs; displayed values and growth are calculated: Ultrasound fleet disclosure supplies a commercial-stock comparator. ([sec.gov](https://www.sec.gov/Archives/edgar/data/xx.xx/xx.xx/rdnt-xx.xx.htm))
   - Evidence informing forecast-year allocation inputs; displayed values and growth are calculated: Ultrasound fleet disclosure supplies a commercial-stock comparator. ([sec.gov](https://www.sec.gov/Archives/edgar/data/xx.xx/xx.xx/rdnt-xx.xx.htm))
   - Evidence informing base-year allocation inputs; displayed values and growth are calculated: Mammography fleet disclosure supplies a commercial-stock comparator. ([sec.gov](https://www.sec.gov/Archives/edgar/data/xx.xx/xx.xx/rdnt-xx.xx.htm))
   - Evidence informing forecast-year allocation inputs; displayed values and growth are calculated: Mammography fleet disclosure supplies a commercial-stock comparator. ([sec.gov](https://www.sec.gov/Archives/edgar/data/xx.xx/xx.xx/rdnt-xx.xx.htm))
   - Evidence informing base-year allocation inputs; displayed values and growth are calculated: PET/CT fleet growth provides a differentiated adoption comparator. ([sec.gov](https://www.sec.gov/Archives/edgar/data/xx.xx/xx.xx/rdnt-xx.xx.htm))
   - Evidence informing forecast-year allocation inputs; displayed values and growth are calculated: PET/CT fleet growth provides a differentiated adoption comparator. ([sec.gov](https://www.sec.gov/Archives/edgar/data/xx.xx/xx.xx/rdnt-xx.xx.htm))
   - Evidence informing base-year allocation inputs; displayed values and growth are calculated: Manufacturer service arrangements corroborate buyer-side participation, without a spending split. ([sec.gov](https://www.sec.gov/Archives/edgar/data/xx.xx/xx.xx/rdnt-xx.xx.htm))
   - Evidence informing forecast-year allocation inputs; displayed values and growth are calculated: Manufacturer service arrangements corroborate buyer-side participation, without a spending split. ([sec.gov](https://www.sec.gov/Archives/edgar/data/xx.xx/xx.xx/rdnt-xx.xx.htm))
   - Evidence informing base-year allocation inputs; displayed values and growth are calculated: The operator reports external manufacturer-service arrangements and modality fleets. Applying inherited fees produces a modeled fleet-activity index, not observed maintenance expense.
   - Evidence informing forecast-year allocation inputs; displayed values and growth are calculated: The operator reports external manufacturer-service arrangements and modality fleets. Applying inherited fees produces a modeled fleet-activity index, not observed maintenance expense.
   - Evidence informing base-year allocation inputs; displayed values and growth are calculated: The disclosed outpatient fleet is counterevidence against treating hospital-heavy national samples as universal buyer distributions.
   - Evidence informing forecast-year allocation inputs; displayed values and growth are calculated: The disclosed

9. Contracting in Medical Equipment Maintenance Services: An Empirical Investigation
   - Evidence informing base-year allocation inputs; displayed values and growth are calculated: The historical scanner dataset supplies observed plan-selection proportions, not current global value shares. ([business.columbia.edu](https://business.columbia.edu/sites/default/files-efs/pubfiles/xx.xx/besbes_contracting.pdf))
   - Evidence informing forecast-year allocation inputs; displayed values and growth are calculated: The historical scanner dataset supplies observed plan-selection proportions, not current global value shares. ([business.columbia.edu](https://business.columbia.edu/sites/default/files-efs/pubfiles/xx.xx/besbes_contracting.pdf))
   - Evidence informing base-year allocation inputs; displayed values and growth are calculated: Basic and partial plans constrain the narrower-standing-coverage model. ([business.columbia.edu](https://business.columbia.edu/sites/default/files-efs/pubfiles/xx.xx/besbes_contracting.pdf))
   - Evidence informing forecast-year allocation inputs; displayed values and growth are calculated: Basic and partial plans constrain the narrower-standing-coverage model. ([business.columbia.edu](https://business.columbia.edu/sites/default/files-efs/pubfiles/xx.xx/besbes_contracting.pdf))
   - Evidence informing base-year allocation inputs; displayed values and growth are calculated: Preventive obligations coexist with differing repair coverage or charging in the studied plans. ([business.columbia.edu](https://business.columbia.edu/sites/default/files-efs/pubfiles/xx.xx/besbes_contracting.pdf))
   - Evidence informing forecast-year allocation inputs; displayed values and growth are calculated: Preventive obligations coexist with differing repair coverage or charging in the studied plans. ([business.columbia.edu](https://business.columbia.edu/sites/default/files-efs/pubfiles/xx.xx/besbes_contracting.pdf))
   - Evidence informing base-year allocation inputs; displayed values and growth are calculated: Historical full-protection selection supplies a purchasing primitive, converted from plan counts to value using an explicit relative-spending assumption.
   - Evidence informing forecast-year allocation inputs; displayed values and growth are calculated: Historical full-protection selection supplies a purchasing primitive, converted from plan counts to value using an explicit relative-spending assumption.
   - Evidence informing base-year allocation inputs; displayed values and growth are calculated: Basic and partial plans contain annual fees plus variable charges, supporting Hybrid Pricing and preventing misclassification as pure time-and-materials.
   - Evidence informing forecast-year allocation inputs; displayed values and growth are calculated: Basic and partial plans contain annual fees plus variable charges, supporting Hybrid Pricing and preventing misclassification as pure time-and-materials.
   - Evidence informing base-year allocation inputs; displayed values and growth are calculated: The study's time-and-materials label includes an annual fee; it constrains exclusions from the pure no-retainer numerator rather than observing that category's current share.
   - Evidence informing forecast-year allocation inputs; displayed values and growth are calculated: The study's time-and-materials label includes an annual fee; it constrains exclusions from the pure no-retainer numerator rather than observing that category's current share.

10. Appendix 3: Framework Agreement Specification-Maintenance, Repair and Calibration of Medical Equipment

- Evidence informing base-year allocation inputs; displayed values and growth are calculated: Comprehensive procurement coverage combines scheduled maintenance and repairs. ([sccl.nhs.uk](https://www.sccl.nhs.uk/wp-content/uploads/2023/xx.xx/Maintenance-Appendix-xx.xx-Framework-Specification.pdf))
- Evidence informing forecast-year allocation inputs; displayed values and growth are calculated: Comprehensive procurement coverage combines scheduled maintenance and repairs. ([sccl.nhs.uk](https://www.sccl.nhs.uk/wp-content/uploads/2023/xx.xx/Maintenance-Appendix-xx.xx-Framework-Specification.pdf))
- Evidence informing base-year allocation inputs; displayed values and growth are calculated: Comprehensive cover and case-specific component treatment support obligation-based classification. ([sccl.nhs.uk](https://www.sccl.nhs.uk/wp-content/uploads/2023/xx.xx/Maintenance-Appendix-xx.xx-Framework-Specification.pdf))
- Evidence informing forecast-year allocation inputs; displayed values and growth are calculated: Comprehensive cover and case-specific component treatment support obligation-based classification. ([sccl.nhs.uk](https://www.sccl.nhs.uk/wp-content/uploads/2023/xx.xx/Maintenance-Appendix-xx.xx-Framework-Specification.pdf))
- Evidence informing base-year allocation inputs; displayed values and growth are calculated: Preventive-only, labor-only and component-limited options establish narrower standing obligations. ([sccl.nhs.uk](https://www.sccl.nhs.uk/wp-content/uploads/2023/xx.xx/Maintenance-Appendix-xx.xx-Framework-Specification.pdf))
- Evidence informing forecast-year allocation inputs; displayed values and growth are calculated: Preventive-only, labor-only and component-limited options establish narrower standing obligations. ([sccl.nhs.uk](https://www.sccl.nhs.uk/wp-content/uploads/2023/xx.xx/Maintenance-Appendix-xx.xx-Framework-Specification.pdf))
- Evidence informing base-year allocation inputs; displayed values and growth are calculated: Collaborative cover explicitly divides work between buyer and supplier. ([sccl.nhs.uk](https://www.sccl.nhs.uk/wp-content/uploads/2023/xx.xx/Maintenance-Appendix-xx.xx-Framework-Specification.pdf))
- Evidence informing forecast-year allocation inputs; displayed values and growth are calculated: Collaborative cover explicitly divides work between buyer and supplier. ([sccl.nhs.uk](https://www.sccl.nhs.uk/wp-content/uploads/2023/xx.xx/Maintenance-Appendix-xx.xx-Framework-Specification.pdf))

11. What's Included in Preventative Maintenance?

- Evidence informing base-year allocation inputs; displayed values and growth are calculated: Published PM-only monthly prices provide annualized narrow-service monetary anchors; they are not full-contract prices. ([blockimaging.com](https://www.blockimaging.com/blog/bid/xx.xx/what-s-included-in-imaging-equipment-preventative-maintenance-really))
- Evidence informing forecast-year allocation inputs; displayed values and growth are calculated: Published PM-only monthly prices provide annualized narrow-service monetary anchors; they are not full-contract prices. ([blockimaging.com](https://www.blockimaging.com/blog/bid/xx.xx/what-s-included-in-imaging-equipment-preventative-maintenance-really))
- Evidence informing base-year allocation inputs; displayed values and growth are calculated: Separately offered PM-only pricing constrains the relative-payment assumption for narrower coverage. ([blockimaging.com](https://www.blockimaging.com/blog/bid/xx.xx/what-s-included-in-imaging-equipment-preventative-maintenance-really))
- Evidence informing forecast-year allocation inputs; displayed values and growth are calculated: Separately offered PM-only pricing constrains the relative-payment assumption for narrower coverage. ([blockimaging.com](https://www.blockimaging.com/blog/bid/xx.xx/what-s-included-in-imaging-equipment-preventative-maintenance-really))

12. X-ray equipment performance surveys
    - Evidence informing base-year allocation inputs; displayed values and growth are calculated: A public healthcare provider separately offers equipment-performance surveys, corroborating an assessment deliverable without measuring its market share. ([uhb.nhs.uk](https://www.uhb.nhs.uk/services/radiation-protection/x-ray-equipment-performance-surveys/))
    - Evidence informing forecast-year allocation inputs; displayed values and growth are calculated: A public healthcare provider separately offers equipment-performance surveys, corroborating an assessment deliverable without measuring its market share. ([uhb.nhs.uk](https://www.uhb.nhs.uk/services/radiation-protection/x-ray-equipment-performance-surveys/))
13. High-Tech Medical Equipment: VA Has Opportunities to Improve Its Acquisition of Maintenance Services
    - Evidence informing base-year allocation inputs; displayed values and growth are calculated: Procurement-selected imaging service obligations and access constraints provide an OEM-retention counterweight, not a global maintenance share. ([gao.gov](https://www.gao.gov/assets/gao-xx.xx-xx.xx.pdf))
    - Evidence informing forecast-year allocation inputs; displayed values and growth are calculated: Procurement-selected imaging service obligations and access constraints provide an OEM-retention counterweight, not a global maintenance share. ([gao.gov](https://www.gao.gov/assets/gao-xx.xx-xx.xx.pdf))
    - Evidence informing base-year allocation inputs; displayed values and growth are calculated: Bounded third-party access-delay examples qualify frictionless substitution assumptions without establishing universal unsuitability. ([gao.gov](https://www.gao.gov/assets/gao-xx.xx-xx.xx.pdf))
    - Evidence informing forecast-year allocation inputs; displayed values and growth are calculated: Bounded third-party access-delay examples qualify frictionless substitution assumptions without establishing universal unsuitability. ([gao.gov](https://www.gao.gov/assets/gao-xx.xx-xx.xx.pdf))
    - Evidence informing base-year allocation inputs; displayed values and growth are calculated: Inspected route counts include xx.xx standalone contracts; the selected federal sample is adjusted rather than treated as Global spending prevalence.
    - Evidence informing forecast-year allocation inputs; displayed values and growth are calculated: Inspected route counts include xx.xx standalone contracts; the selected federal sample is adjusted rather than treated as Global spending prevalence.
    - Evidence informing base-year allocation inputs; displayed values and growth are calculated: Forty-two HTME and four Federal Supply Schedule orders supply the identifiable agreement-order count for a modeled relative-value bridge.
    - Evidence informing forecast-year allocation inputs; displayed values and growth are calculated: Forty-two HTME and four Federal Supply Schedule orders supply the identifiable agreement-order count for a modeled relative-value bridge.
14. Transcript: Final Guidance: Remanufacturing of Medical Devices, September 10, 2024
    - Evidence informing base-year allocation inputs; displayed values and growth are calculated: Manufacturer and third-party servicing roles depend on the particular device, supporting asset-specific attribution. ([fda.gov](https://www.fda.gov/media/xx.xx/download?attachment=))
    - Evidence informing forecast-year allocation inputs; displayed values and growth are calculated: Manufacturer and third-party servicing roles depend on the particular device, supporting asset-specific attribution. ([fda.gov](https://www.fda.gov/media/xx.xx/download?attachment=))
    - Evidence informing base-year allocation inputs; displayed values and growth are calculated: An OEM can service another entity's device as a third-party servicer. ([fda.gov](https://www.fda.gov/media/xx.xx/download?attachment=))
    - Evidence informing forecast-year allocation inputs; displayed values and growth are calculated: An OEM can service another entity's device as a third-party servicer. ([fda.gov](https://www.fda.gov/media/xx.xx/download?attachment=))

15. Multi-vendor services
    - Evidence informing base-year allocation inputs; displayed values and growth are calculated: The advertised Philips and non-Philips service scope demonstrates why corporate identity alone cannot establish OEM attribution.
    ([usa.philips.com](https://www.usa.philips.com/healthcare/service/healthcare-multi-vendor-services))
    - Evidence informing forecast-year allocation inputs; displayed values and growth are calculated: The advertised Philips and non-Philips service scope demonstrates why corporate identity alone cannot establish OEM attribution.
    ([usa.philips.com](https://www.usa.philips.com/healthcare/service/healthcare-multi-vendor-services))
    - Evidence informing base-year allocation inputs; displayed values and growth are calculated: Non-Philips equipment servicing establishes a commercial cross-manufacturer role, not its revenue proportion.
    ([usa.philips.com](https://www.usa.philips.com/healthcare/service/healthcare-multi-vendor-services))
    - Evidence informing forecast-year allocation inputs; displayed values and growth are calculated: Non-Philips equipment servicing establishes a commercial cross-manufacturer role, not its revenue proportion.
    ([usa.philips.com](https://www.usa.philips.com/healthcare/service/healthcare-multi-vendor-services))
    - Evidence informing base-year allocation inputs; displayed values and growth are calculated: Consolidated support for Philips and non-Philips equipment establishes agreement-level multi-vendor coverage; staffing scale and parts access do not measure penetration.
    - Evidence informing forecast-year allocation inputs; displayed values and growth are calculated: Consolidated support for Philips and non-Philips equipment establishes agreement-level multi-vendor coverage; staffing scale and parts access do not measure penetration.
16. San Bernardino County - File 11902: Asset Management Agreement with Renovo Solutions LLC for Maintenance Services
    - Evidence informing base-year allocation inputs; displayed values and growth are calculated: The approved 2025 three-year, xx.xx-asset agreement supplies a monetary third-party purchasing counterexample; approved value is not realized annual revenue.
    ([sanbernardino.legistar.com](https://sanbernardino.legistar.com/LegislationDetail.aspx?GUID=06EA5122-33FD-472E-B939-A8FA6E015FEB&ID=xx.xx&Options=&Search=))
    - Evidence informing forecast-year allocation inputs; displayed values and growth are calculated: The approved 2025 three-year, xx.xx-asset agreement supplies a monetary third-party purchasing counterexample; approved value is not realized annual revenue.
    ([sanbernardino.legistar.com](https://sanbernardino.legistar.com/LegislationDetail.aspx?GUID=06EA5122-33FD-472E-B939-A8FA6E015FEB&ID=xx.xx&Options=&Search=))
    - Evidence informing base-year allocation inputs; displayed values and growth are calculated: The public agreement combines scheduled maintenance, repairs and parts, supporting combined purchased obligations.
    ([sanbernardino.legistar.com](https://sanbernardino.legistar.com/LegislationDetail.aspx?GUID=06EA5122-33FD-472E-B939-A8FA6E015FEB&ID=xx.xx&Options=&Search=))
    - Evidence informing forecast-year allocation inputs; displayed values and growth are calculated: The public agreement combines scheduled maintenance, repairs and parts, supporting combined purchased obligations.
    ([sanbernardino.legistar.com](https://sanbernardino.legistar.com/LegislationDetail.aspx?GUID=06EA5122-33FD-472E-B939-A8FA6E015FEB&ID=xx.xx&Options=&Search=))
17. Radiation Protection in Newer Medical Imaging Techniques: PET/CT - Safety Reports Series No. 58
    - Evidence informing forecast-year allocation inputs; displayed values and growth are calculated: The 2008 commercial equipment-sales discussion supports historical standalone-to-hybrid substitution, not a current maintenance share or retirement rate.
    ([www-pub.iaea.org](https://www-pub.iaea.org/MTCD/Publications/PDF/pub1343_web.pdf))
    - Evidence informing forecast-year allocation inputs; displayed values and growth are calculated: Historical PET/CT equipment adoption supplies a directional substitution premise, not contemporary service revenue.
    ([www-pub.iaea.org](https://www-pub.iaea.org/MTCD/Publications/PDF/pub1343_web.pdf))

18. Nexaris-At the nexus of treatment innovation

    · Evidence informing base-year allocation inputs; displayed values and growth are calculated: Named Angio-CT and Angio-MR-CT offerings corroborate integrated interventional configurations, not their maintenance terms, installed count or revenue.
    ([siemens-healthineers.com](https://www.siemens-healthineers.com/angio/nexaris-therapy-suites))

    · Evidence informing forecast-year allocation inputs; displayed values and growth are calculated: Named Angio-CT and Angio-MR-CT offerings corroborate integrated interventional configurations, not their maintenance terms, installed count or revenue.
    ([siemens-healthineers.com](https://www.siemens-healthineers.com/angio/nexaris-therapy-suites))

19. Development of Applications for the Elmammo Avant Class Dedicated Breast PET System

    · Evidence informing base-year allocation inputs; displayed values and growth are calculated: Ten dedicated-PET installations reported by August 2017 establish dated niche commercial activity, not current worldwide stock.
    ([shimadzu.com](https://www.shimadzu.com/about/magazine/tec_news/srv74_12/report08.html))

    · Evidence informing forecast-year allocation inputs; displayed values and growth are calculated: Ten dedicated-PET installations reported by August 2017 establish dated niche commercial activity, not current worldwide stock.
    ([shimadzu.com](https://www.shimadzu.com/about/magazine/tec_news/srv74_12/report08.html))

20. Release of High-Resolution PET System PositView Utilizing High Resolution to Support Research and Development into Diagnosis and Early Treatment for Dementia

    · Evidence informing base-year allocation inputs; displayed values and growth are calculated: The July xx.xx 2025 U.S. marketing announcement provides counterevidence to treating all standalone PET activity as declining legacy systems; maintenance adoption remains unmeasured.
    ([shimadzu-usa.com](https://www.shimadzu-usa.com/news/2025/2025jul25.html))

    · Evidence informing forecast-year allocation inputs; displayed values and growth are calculated: The July xx.xx 2025 U.S. marketing announcement provides counterevidence to treating all standalone PET activity as declining legacy systems; maintenance adoption remains unmeasured.
    ([shimadzu-usa.com](https://www.shimadzu-usa.com/news/2025/2025jul25.html))

21. DIrectory of RAdiotherapy Centres (DIRAC)

    · Evidence informing base-year allocation inputs; displayed values and growth are calculated: Current registry footprint exceeds xx.xx radiotherapy centres; this constrains the assumed treatment-planning customer pool but does not report 2025 simulator stocks or maintenance revenue.

    · Evidence informing forecast-year allocation inputs; displayed values and growth are calculated: Current registry footprint exceeds xx.xx radiotherapy centres; this constrains the assumed treatment-planning customer pool but does not report 2025 simulator stocks or maintenance revenue.

22. Maintenance of the Somatom Definition AS CT simulator from Siemens

    · Evidence informing forecast-year allocation inputs; displayed values and growth are calculated: CT-simulator maintenance was awarded September xx.xx 2026 for EUR xx.xx. Unknown contract duration prevents conversion into annual spending; the award supports a distinct purchased planning-asset obligation.

23. Canadian Medical Imaging Inventory 2022-2023: Provincial and Territorial Overview
    - Evidence informing base-year allocation inputs; displayed values and growth are calculated: Reported hospital and private-facility site types constrain buyer attribution, with explicit regional and classification limitations.
    - Evidence informing forecast-year allocation inputs; displayed values and growth are calculated: Reported hospital and private-facility site types constrain buyer attribution, with explicit regional and classification limitations.
    - Evidence informing base-year allocation inputs; displayed values and growth are calculated: Private-site participation supplies an outpatient calibration lead; private ownership is not equated automatically with imaging-centre status.
    - Evidence informing forecast-year allocation inputs; displayed values and growth are calculated: Private-site participation supplies an outpatient calibration lead; private ownership is not equated automatically with imaging-centre status.
    - Evidence informing base-year allocation inputs; displayed values and growth are calculated: Modality-specific 2022-2023 age distributions supply observed inputs to the explicitly assumed age-to-support-endpoint bridge.
    - Evidence informing forecast-year allocation inputs; displayed values and growth are calculated: Modality-specific 2022-2023 age distributions supply observed inputs to the explicitly assumed age-to-support-endpoint bridge.
    - Evidence informing base-year allocation inputs; displayed values and growth are calculated: Older-equipment distributions constrain the beyond-support model but do not directly measure manufacturer support withdrawal.
    - Evidence informing forecast-year allocation inputs; displayed values and growth are calculated: Older-equipment distributions constrain the beyond-support model but do not directly measure manufacturer support withdrawal.
24. MLN909060 - Independent Diagnostic Testing Facility, February 2026
    - Evidence informing forecast-year allocation inputs; displayed values and growth are calculated: Official mobile-IDTF distinctions separate clinical operators from equipment/personnel leasing and establish a maintenance responsibility, not an outsourcing percentage.
25. Maintenance service agreements
    - Evidence informing base-year allocation inputs; displayed values and growth are calculated: Approximately xx.xx% remotely resolved corrective cases constrain channel assumptions but cannot be substituted for remote-only spending.
    - Evidence informing forecast-year allocation inputs; displayed values and growth are calculated: Approximately xx.xx% remotely resolved corrective cases constrain channel assumptions but cannot be substituted for remote-only spending.
    - Evidence informing base-year allocation inputs; displayed values and growth are calculated: RightFit combines field and remote expertise under customizable agreements, supporting an inseparable integrated-obligation category.
    - Evidence informing forecast-year allocation inputs; displayed values and growth are calculated: RightFit combines field and remote expertise under customizable agreements, supporting an inseparable integrated-obligation category.
    - Evidence informing base-year allocation inputs; displayed values and growth are calculated: Field-engineer access remains part of the commercial offering; remote resolution does not eliminate purchased attendance obligations.
    - Evidence informing forecast-year allocation inputs; displayed values and growth are calculated: Field-engineer access remains part of the commercial offering; remote resolution does not eliminate purchased attendance obligations.

26. Portable Ultrasound Repair Depot
    - Evidence informing base-year allocation inputs; displayed values and growth are calculated: Accepted portable ultrasound systems are repaired at a service centre, supporting a system-level depot channel with eligibility and repaired-portion limits.
    - Evidence informing forecast-year allocation inputs; displayed values and growth are calculated: Accepted portable ultrasound systems are repaired at a service centre, supporting a system-level depot channel with eligibility and repaired-portion limits.
    - Evidence informing base-year allocation inputs; displayed values and growth are calculated: Flat-rate repair for eligible jobs establishes event-specific pricing, while excluded cases receive alternative quotations; adoption is not disclosed.
    - Evidence informing forecast-year allocation inputs; displayed values and growth are calculated: Flat-rate repair for eligible jobs establishes event-specific pricing, while excluded cases receive alternative quotations; adoption is not disclosed.
27. Managed Neutral Vendor Services
    - Evidence informing forecast-year allocation inputs; displayed values and growth are calculated: The managed framework runs January xx.xx 2026-January xx.xx 2030 and requires mini-competition. It supports route availability, not realized maintenance revenue or guaranteed continuation to 2032.
28. TruPay - GE HealthCare commercial brochure
    - Evidence informing base-year allocation inputs; displayed values and growth are calculated: The official brochure has a fixed first-xx.xx-patient price plus further usage slabs, supporting minimum-plus-variable classification when both components apply.
    - Evidence informing forecast-year allocation inputs; displayed values and growth are calculated: The official brochure has a fixed first-xx.xx-patient price plus further usage slabs, supporting minimum-plus-variable classification when both components apply.
    - Evidence informing base-year allocation inputs; displayed values and growth are calculated: The explicit minimum payment constrains the pure Usage-Based Fees numerator; a pay-per-use promotional label does not independently establish variable-only billing.
    - Evidence informing forecast-year allocation inputs; displayed values and growth are calculated: The explicit minimum payment constrains the pure Usage-Based Fees numerator; a pay-per-use promotional label does not independently establish variable-only billing.
29. Flexible Multi-Vendor Medical Imaging Equipment Service
    - Evidence informing base-year allocation inputs; displayed values and growth are calculated: A disclosed Time & Materials option supports a separate input-charged commercial route without reporting realized revenue or exact customer terms.
    - Evidence informing forecast-year allocation inputs; displayed values and growth are calculated: A disclosed Time & Materials option supports a separate input-charged commercial route without reporting realized revenue or exact customer terms.
    - Evidence informing base-year allocation inputs; displayed values and growth are calculated: Advertised post-OEM-support service corroborates continuing commercial participation beyond manufacturer support, but not universal model eligibility.
    - Evidence informing forecast-year allocation inputs; displayed values and growth are calculated: Advertised post-OEM-support service corroborates continuing commercial participation beyond manufacturer support, but not universal model eligibility.

20.14. Canada

Table 548. Canada Medical Imaging Equipment Maintenance Services Market Size, 2017-2040 (USD Million)

Country	2017	2024	2025	2026	2027	2032	2040	CAGR (%)
Canada	xx.xx	xx.xx	xx.xx	xx.xx	xx.xx	xx.xx	xx.xx	xx.xx

Table 549. Canada Medical Imaging Equipment Maintenance Services Market Size, by Maintenance Function, 2017-2040 (USD Million)

Maintenance Function	2017	2024	2025	2026	2027	2032	2040	CAGR (%)
Combined Preventive and Corrective Maintenance	xx.xx	xx.xx	xx.xx	xx.xx	xx.xx	xx.xx	xx.xx	xx.xx
Corrective Maintenance	xx.xx	xx.xx	xx.xx	xx.xx	xx.xx	xx.xx	xx.xx	xx.xx
Inspection and Verification	xx.xx	xx.xx	xx.xx	xx.xx	xx.xx	xx.xx	xx.xx	xx.xx
Preventive Maintenance	xx.xx	xx.xx	xx.xx	xx.xx	xx.xx	xx.xx	xx.xx	xx.xx
Total	**xx.xx**	**xx.xx**	**xx.xx**	**xx.xx**	**xx.xx**	**xx.xx**	**xx.xx**	**xx.xx**

Table 550. Canada Medical Imaging Equipment Maintenance Services Market Size, by Imaging Modality, 2017-2040 (USD Million)

Imaging Modality	2017	2024	2025	2026	2027	2032	2040	CAGR (%)
Bone Densitometry	xx.xx	xx.xx	xx.xx	xx.xx	xx.xx	xx.xx	xx.xx	xx.xx
Computed Tomography	xx.xx	xx.xx	xx.xx	xx.xx	xx.xx	xx.xx	xx.xx	xx.xx
Dental Radiology	xx.xx	xx.xx	xx.xx	xx.xx	xx.xx	xx.xx	xx.xx	xx.xx
Fluoroscopy and Angiography	xx.xx	xx.xx	xx.xx	xx.xx	xx.xx	xx.xx	xx.xx	xx.xx
General Radiography	xx.xx	xx.xx	xx.xx	xx.xx	xx.xx	xx.xx	xx.xx	xx.xx
Hybrid Imaging	xx.xx	xx.xx	xx.xx	xx.xx	xx.xx	xx.xx	xx.xx	xx.xx
Magnetic Resonance Imaging	xx.xx	xx.xx	xx.xx	xx.xx	xx.xx	xx.xx	xx.xx	xx.xx
Mammography	xx.xx	xx.xx	xx.xx	xx.xx	xx.xx	xx.xx	xx.xx	xx.xx
Nuclear Medicine Imaging	xx.xx	xx.xx	xx.xx	xx.xx	xx.xx	xx.xx	xx.xx	xx.xx
Ultrasound	xx.xx	xx.xx	xx.xx	xx.xx	xx.xx	xx.xx	xx.xx	xx.xx
Total	**xx.xx**	**xx.xx**	**xx.xx**	**xx.xx**	**xx.xx**	**xx.xx**	**xx.xx**	**xx.xx**

Table 551. Canada Medical Imaging Equipment Maintenance Services Market Size, by Hybrid Imaging, 2017-2040 (USD Million)

Hybrid Imaging	2017	2024	2025	2026	2027	2032	2040	CAGR (%)
Hybrid Interventional Imaging	xx.xx	xx.xx	xx.xx	xx.xx	xx.xx	xx.xx	xx.xx	xx.xx
PET/CT	xx.xx	xx.xx	xx.xx	xx.xx	xx.xx	xx.xx	xx.xx	xx.xx
PET/MRI	xx.xx	xx.xx	xx.xx	xx.xx	xx.xx	xx.xx	xx.xx	xx.xx
SPECT/CT	xx.xx	xx.xx	xx.xx	xx.xx	xx.xx	xx.xx	xx.xx	xx.xx
Total	**xx.xx**	**xx.xx**	**xx.xx**	**xx.xx**	**xx.xx**	**xx.xx**	**xx.xx**	**xx.xx**

Table 552. Canada Medical Imaging Equipment Maintenance Services Market Size, by Nuclear Medicine Imaging, 2017-2040 (USD Million)

Nuclear Medicine Imaging	2017	2024	2025	2026	2027	2032	2040	CAGR (%)
Gamma Camera and SPECT Imaging	xx.xx	xx.xx	xx.xx	xx.xx	xx.xx	xx.xx	xx.xx	xx.xx
Standalone PET Imaging	xx.xx	xx.xx	xx.xx	xx.xx	xx.xx	xx.xx	xx.xx	xx.xx
Total	**xx.xx**	**xx.xx**	**xx.xx**	**xx.xx**	**xx.xx**	**xx.xx**	**xx.xx**	**xx.xx**

Table 553. Canada Medical Imaging Equipment Maintenance Services Market Size, by Clinical Use, 2017-2040 (USD Million)

Clinical Use	2017	2024	2025	2026	2027	2032	2040	CAGR (%)
Diagnostic and Screening Imaging	xx.xx	xx.xx	xx.xx	xx.xx	xx.xx	xx.xx	xx.xx	xx.xx
Image-Guided Intervention	xx.xx	xx.xx	xx.xx	xx.xx	xx.xx	xx.xx	xx.xx	xx.xx
Shared-Use Imaging	xx.xx	xx.xx	xx.xx	xx.xx	xx.xx	xx.xx	xx.xx	xx.xx
Treatment-Planning Imaging	xx.xx	xx.xx	xx.xx	xx.xx	xx.xx	xx.xx	xx.xx	xx.xx
Total	**xx.xx**	**xx.xx**	**xx.xx**	**xx.xx**	**xx.xx**	**xx.xx**	**xx.xx**	**xx.xx**

Table 554. Canada Medical Imaging Equipment Maintenance Services Market Size, by End User, 2017-2040 (USD Million)

End User	2017	2024	2025	2026	2027	2032	2040	CAGR (%)
Ambulatory Care Centers	xx.xx	xx.xx	xx.xx	xx.xx	xx.xx	xx.xx	xx.xx	xx.xx
Dental Practices	xx.xx	xx.xx	xx.xx	xx.xx	xx.xx	xx.xx	xx.xx	xx.xx
Diagnostic Imaging Centers	xx.xx	xx.xx	xx.xx	xx.xx	xx.xx	xx.xx	xx.xx	xx.xx
Hospitals	xx.xx	xx.xx	xx.xx	xx.xx	xx.xx	xx.xx	xx.xx	xx.xx
Medical and Allied Health Practices	xx.xx	xx.xx	xx.xx	xx.xx	xx.xx	xx.xx	xx.xx	xx.xx
Mobile Imaging Operators	xx.xx	xx.xx	xx.xx	xx.xx	xx.xx	xx.xx	xx.xx	xx.xx
Total	**xx.xx**	**xx.xx**	**xx.xx**	**xx.xx**	**xx.xx**	**xx.xx**	**xx.xx**	**xx.xx**

Table 555. Canada Medical Imaging Equipment Maintenance Services Market Size, by Service Delivery, 2017-2040 (USD Million)

Service Delivery	2017	2024	2025	2026	2027	2032	2040	CAGR (%)
Depot Repair	xx.xx	xx.xx	xx.xx	xx.xx	xx.xx	xx.xx	xx.xx	xx.xx
Integrated Service Delivery	xx.xx	xx.xx	xx.xx	xx.xx	xx.xx	xx.xx	xx.xx	xx.xx
On-Site Service	xx.xx	xx.xx	xx.xx	xx.xx	xx.xx	xx.xx	xx.xx	xx.xx
Remote Service	xx.xx	xx.xx	xx.xx	xx.xx	xx.xx	xx.xx	xx.xx	xx.xx
Total	**xx.xx**	**xx.xx**	**xx.xx**	**xx.xx**	**xx.xx**	**xx.xx**	**xx.xx**	**xx.xx**

Table 556. Canada Medical Imaging Equipment Maintenance Services Market Size, by Procurement Route, 2017-2040 (USD Million)

Procurement Route	2017	2024	2025	2026	2027	2032	2040	CAGR (%)
Framework and Master-Agreement Orders	xx.xx	xx.xx	xx.xx	xx.xx	xx.xx	xx.xx	xx.xx	xx.xx
Standalone Procurement	xx.xx	xx.xx	xx.xx	xx.xx	xx.xx	xx.xx	xx.xx	xx.xx
Total	**xx.xx**	**xx.xx**	**xx.xx**	**xx.xx**	**xx.xx**	**xx.xx**	**xx.xx**	**xx.xx**

Table 557. Canada Medical Imaging Equipment Maintenance Services Market Size, by Service Provider Relationship, 2017-2040 (USD Million)

Service Provider Relationship	2017	2024	2025	2026	2027	2032	2040	CAGR (%)
Manufacturer-Provided Service	xx.xx	xx.xx	xx.xx	xx.xx	xx.xx	xx.xx	xx.xx	xx.xx
Third-Party Service	xx.xx	xx.xx	xx.xx	xx.xx	xx.xx	xx.xx	xx.xx	xx.xx
Total	**xx.xx**	**xx.xx**	**xx.xx**	**xx.xx**	**xx.xx**	**xx.xx**	**xx.xx**	**xx.xx**

Table 558. Canada Medical Imaging Equipment Maintenance Services Market Size, by Contract Coverage, 2017-2040 (USD Million)

Contract Coverage	2017	2024	2025	2026	2027	2032	2040	CAGR (%)
Event-Specific Service	xx.xx	xx.xx	xx.xx	xx.xx	xx.xx	xx.xx	xx.xx	xx.xx
Full-Service Coverage	xx.xx	xx.xx	xx.xx	xx.xx	xx.xx	xx.xx	xx.xx	xx.xx
Limited-Service Coverage	xx.xx	xx.xx	xx.xx	xx.xx	xx.xx	xx.xx	xx.xx	xx.xx
Shared Maintenance Coverage	xx.xx	xx.xx	xx.xx	xx.xx	xx.xx	xx.xx	xx.xx	xx.xx
Total	**xx.xx**	**xx.xx**	**xx.xx**	**xx.xx**	**xx.xx**	**xx.xx**	**xx.xx**	**xx.xx**

Table 559. Canada Medical Imaging Equipment Maintenance Services Market Size, by Pricing Model, 2017-2040 (USD Million)

Pricing Model	2017	2024	2025	2026	2027	2032	2040	CAGR (%)
Fixed Per-Event Fees	xx.xx	xx.xx	xx.xx	xx.xx	xx.xx	xx.xx	xx.xx	xx.xx
Fixed Periodic Fees	xx.xx	xx.xx	xx.xx	xx.xx	xx.xx	xx.xx	xx.xx	xx.xx
Hybrid Pricing	xx.xx	xx.xx	xx.xx	xx.xx	xx.xx	xx.xx	xx.xx	xx.xx
Time-and-Materials Pricing	xx.xx	xx.xx	xx.xx	xx.xx	xx.xx	xx.xx	xx.xx	xx.xx
Usage-Based Fees	xx.xx	xx.xx	xx.xx	xx.xx	xx.xx	xx.xx	xx.xx	xx.xx
Total	**xx.xx**	**xx.xx**	**xx.xx**	**xx.xx**	**xx.xx**	**xx.xx**	**xx.xx**	**xx.xx**

Table 560. Canada Medical Imaging Equipment Maintenance Services Market Size, by Vendor Scope, 2017-2040 (USD Million)

Vendor Scope	2017	2024	2025	2026	2027	2032	2040	CAGR (%)
Multi-Vendor Coverage	xx.xx	xx.xx	xx.xx	xx.xx	xx.xx	xx.xx	xx.xx	xx.xx
Single-Vendor Coverage	xx.xx	xx.xx	xx.xx	xx.xx	xx.xx	xx.xx	xx.xx	xx.xx
Total	**xx.xx**	**xx.xx**	**xx.xx**	**xx.xx**	**xx.xx**	**xx.xx**	**xx.xx**	**xx.xx**

Table 561. Canada Medical Imaging Equipment Maintenance Services Market Size, by Equipment Support Lifecycle, 2017-2040 (USD Million)

Equipment Support Lifecycle	2017	2024	2025	2026	2027	2032	2040	CAGR (%)
Beyond Manufacturer Support	xx.xx	xx.xx	xx.xx	xx.xx	xx.xx	xx.xx	xx.xx	xx.xx
Within Manufacturer Support	xx.xx	xx.xx	xx.xx	xx.xx	xx.xx	xx.xx	xx.xx	xx.xx
Total	**xx.xx**	**xx.xx**	**xx.xx**	**xx.xx**	**xx.xx**	**xx.xx**	**xx.xx**	**xx.xx**

Sources & Evidence

1. GE HealthCare Technologies Inc. - 2025 Form 10-K
   - Evidence informing the 2023 market-value input; displayed series and growth include calculations: Reported services revenue of USD xx.xx supplies a historical commercial-activity proxy; it is broader than imaging maintenance.
   - Evidence informing the 2024 market-value input; displayed series and growth include calculations: Reported services revenue of USD xx.xx supplies the comparable historical proxy.
2. GE HealthCare Technologies Inc. - 2022 Form 10-K
   - Evidence informing the 2020 market-value input; displayed series and growth include calculations: Services revenue of USD xx.xx anchors the high-cost equipment cohort's historical activity index.
   - Evidence informing the 2021 market-value input; displayed series and growth include calculations: Services revenue of USD xx.xx supplies the comparable activity index.
   - Evidence informing the 2022 market-value input; displayed series and growth include calculations: Services revenue of USD xx.xx supplies the activity index. The filing attributes the services decline primarily to unfavorable currency effects.
3. Health at a Glance 2025 - Diagnostic Technologies
   - Evidence informing the 2032 market-value input; displayed series and growth include calculations: Long-run increases in imaging activity support continued equipment demand; examination volumes are not substituted for maintenance revenue.
   - Evidence informing the 2040 market-value input; displayed series and growth include calculations: The observed country variation and incomplete coverage constrain long-run stock-growth assumptions and prohibit uniform worldwide density extrapolation.
4. OnWatch Predict
   - Evidence informing the 2032 market-value input; displayed series and growth include calculations: Conditional reported benefits support considering a service-efficiency counterforce, not applying downtime reductions directly to service revenue.
   - Evidence informing the 2040 market-value input; displayed series and growth include calculations: The offering supports retaining human and component fulfillment costs in the long-run forecast; it does not establish autonomous servicing or engineer replacement.

5. Unite In-House Service Solutions
   - Evidence informing the 2032 market-value input; displayed series and growth include calculations: The retained-labor boundary supports the modeled purchased-scope counterforce, without measuring future adoption.
   - Evidence informing the 2040 market-value input; displayed series and growth include calculations: The offering supports maintaining a distinction between installed equipment obligations and externally purchased service expenditure.
   - Evidence informing base-year allocation inputs; displayed values and growth are calculated: The offering excludes included onsite and planned-maintenance labor, supporting retained-work and purchased-payment distinctions, not observed adoption. ([gehealthcare.com](https://www.gehealthcare.com/en/services/unite-in-house))
   - Evidence informing forecast-year allocation inputs; displayed values and growth are calculated: The offering excludes included onsite and planned-maintenance labor, supporting retained-work and purchased-payment distinctions, not observed adoption. ([gehealthcare.com](https://www.gehealthcare.com/en/services/unite-in-house))
   - Evidence informing base-year allocation inputs; displayed values and growth are calculated: The published xx.xx% remote fix rate is a case-resolution observation, not remote-only revenue. Separately billed on-site labor supports the responsibility distinction.
   - Evidence informing forecast-year allocation inputs; displayed values and growth are calculated: The published xx.xx% remote fix rate is a case-resolution observation, not remote-only revenue. Separately billed on-site labor supports the responsibility distinction.
   - Evidence informing base-year allocation inputs; displayed values and growth are calculated: Excluded on-site and planned-maintenance labor prevents interpreting every remote-support plan as inclusive integrated fulfillment.
   - Evidence informing forecast-year allocation inputs; displayed values and growth are calculated: Excluded on-site and planned-maintenance labor prevents interpreting every remote-support plan as inclusive integrated fulfillment.
   - Evidence informing base-year allocation inputs; displayed values and growth are calculated: Periodic support with additional billed labor or parts supports mixed payment components rather than universal fixed full coverage.
   - Evidence informing forecast-year allocation inputs; displayed values and growth are calculated: Periodic support with additional billed labor or parts supports mixed payment components rather than universal fixed full coverage.
   - Evidence informing base-year allocation inputs; displayed values and growth are calculated: Enterprise offerings covering GE HealthCare assets establish an own-brand agreement example without measuring its market penetration.
   - Evidence informing forecast-year allocation inputs; displayed values and growth are calculated: Enterprise offerings covering GE HealthCare assets establish an own-brand agreement example without measuring its market penetration.

6. Philips Standard Terms and Conditions of Service, Revision 23, April 2024
   - Evidence informing the 2032 market-value input; displayed series and growth include calculations: Published lifecycle terms condition post-End-of-Life repair on parts and trained-personnel availability and remove the earlier uptime guarantee. These constrain assumed indefinite support extension.
   - Evidence informing the 2040 market-value input; displayed series and growth include calculations: The lifecycle conditions support including retirement and support limitations in long-run growth assumptions, but do not establish a dated global withdrawal event.
   - Evidence informing base-year allocation inputs; displayed values and growth are calculated: Post-End-of-Life obligations change materially, supporting a declared-support endpoint rather than an automatic equipment-age threshold.
   - Evidence informing forecast-year allocation inputs; displayed values and growth are calculated: Post-End-of-Life obligations change materially, supporting a declared-support endpoint rather than an automatic equipment-age threshold.
   - Evidence informing base-year allocation inputs; displayed values and growth are calculated: Post-endpoint repair depends on parts and trained-personnel availability without the earlier uptime guarantee; continuing service is conditional, not indefinite.
   - Evidence informing forecast-year allocation inputs; displayed values and growth are calculated: Post-endpoint repair depends on parts and trained-personnel availability without the earlier uptime guarantee; continuing service is conditional, not indefinite.
7. Health at a Glance 2025 - Diagnostic Technologies
   - Evidence informing base-year allocation inputs; displayed values and growth are calculated: Imaging-stock comparator.
   - Evidence informing forecast-year allocation inputs; displayed values and growth are calculated: Imaging-stock comparator.

8. RadNet, Inc. - 2025 Form 10-K
   - Evidence informing base-year allocation inputs; displayed values and growth are calculated: The disclosed X-ray fleet provides a buyer-footprint check, not global maintenance revenue. ([sec.gov](https://www.sec.gov/Archives/edgar/data/xx.xx/xx.xx/rdnt-xx.xx.htm))
   - Evidence informing forecast-year allocation inputs; displayed values and growth are calculated: The disclosed X-ray fleet provides a buyer-footprint check, not global maintenance revenue. ([sec.gov](https://www.sec.gov/Archives/edgar/data/xx.xx/xx.xx/rdnt-xx.xx.htm))
   - Evidence informing base-year allocation inputs; displayed values and growth are calculated: The disclosed fluoroscopy fleet constrains the outpatient comparator's scope. ([sec.gov](https://www.sec.gov/Archives/edgar/data/xx.xx/xx.xx/rdnt-xx.xx.htm))
   - Evidence informing forecast-year allocation inputs; displayed values and growth are calculated: The disclosed fluoroscopy fleet constrains the outpatient comparator's scope. ([sec.gov](https://www.sec.gov/Archives/edgar/data/xx.xx/xx.xx/rdnt-xx.xx.htm))
   - Evidence informing base-year allocation inputs; displayed values and growth are calculated: CT fleet changes provide an independent relative-activity check. ([sec.gov](https://www.sec.gov/Archives/edgar/data/xx.xx/xx.xx/rdnt-xx.xx.htm))
   - Evidence informing forecast-year allocation inputs; displayed values and growth are calculated: CT fleet changes provide an independent relative-activity check. ([sec.gov](https://www.sec.gov/Archives/edgar/data/xx.xx/xx.xx/rdnt-xx.xx.htm))
   - Evidence informing base-year allocation inputs; displayed values and growth are calculated: MRI fleet changes inform a restrained relative-growth assumption. ([sec.gov](https://www.sec.gov/Archives/edgar/data/xx.xx/xx.xx/rdnt-xx.xx.htm))
   - Evidence informing forecast-year allocation inputs; displayed values and growth are calculated: MRI fleet changes inform a restrained relative-growth assumption. ([sec.gov](https://www.sec.gov/Archives/edgar/data/xx.xx/xx.xx/rdnt-xx.xx.htm))
   - Evidence informing base-year allocation inputs; displayed values and growth are calculated: Ultrasound fleet disclosure supplies a commercial-stock comparator. ([sec.gov](https://www.sec.gov/Archives/edgar/data/xx.xx/xx.xx/rdnt-xx.xx.htm))
   - Evidence informing forecast-year allocation inputs; displayed values and growth are calculated: Ultrasound fleet disclosure supplies a commercial-stock comparator. ([sec.gov](https://www.sec.gov/Archives/edgar/data/xx.xx/xx.xx/rdnt-xx.xx.htm))
   - Evidence informing base-year allocation inputs; displayed values and growth are calculated: Mammography fleet disclosure supplies a commercial-stock comparator. ([sec.gov](https://www.sec.gov/Archives/edgar/data/xx.xx/xx.xx/rdnt-xx.xx.htm))
   - Evidence informing forecast-year allocation inputs; displayed values and growth are calculated: Mammography fleet disclosure supplies a commercial-stock comparator. ([sec.gov](https://www.sec.gov/Archives/edgar/data/xx.xx/xx.xx/rdnt-xx.xx.htm))
   - Evidence informing base-year allocation inputs; displayed values and growth are calculated: PET/CT fleet growth provides a differentiated adoption comparator. ([sec.gov](https://www.sec.gov/Archives/edgar/data/xx.xx/xx.xx/rdnt-xx.xx.htm))
   - Evidence informing forecast-year allocation inputs; displayed values and growth are calculated: PET/CT fleet growth provides a differentiated adoption comparator. ([sec.gov](https://www.sec.gov/Archives/edgar/data/xx.xx/xx.xx/rdnt-xx.xx.htm))
   - Evidence informing base-year allocation inputs; displayed values and growth are calculated: Manufacturer service arrangements corroborate buyer-side participation, without a spending split. ([sec.gov](https://www.sec.gov/Archives/edgar/data/xx.xx/xx.xx/rdnt-xx.xx.htm))
   - Evidence informing forecast-year allocation inputs; displayed values and growth are calculated: Manufacturer service arrangements corroborate buyer-side participation, without a spending split. ([sec.gov](https://www.sec.gov/Archives/edgar/data/xx.xx/xx.xx/rdnt-xx.xx.htm))
   - Evidence informing base-year allocation inputs; displayed values and growth are calculated: The operator reports external manufacturer-service arrangements and modality fleets. Applying inherited fees produces a modeled fleet-activity index, not observed maintenance expense.
   - Evidence informing forecast-year allocation inputs; displayed values and growth are calculated: The operator reports external manufacturer-service arrangements and modality fleets. Applying inherited fees produces a modeled fleet-activity index, not observed maintenance expense.
   - Evidence informing base-year allocation inputs; displayed values and growth are calculated: The disclosed outpatient fleet is counterevidence against treating hospital-heavy national samples as universal buyer distributions.
   - Evidence informing forecast-year allocation inputs; displayed values and growth are calculated: The disclosed

9. Contracting in Medical Equipment Maintenance Services: An Empirical Investigation
   - Evidence informing base-year allocation inputs; displayed values and growth are calculated: The historical scanner dataset supplies observed plan-selection proportions, not current global value shares. ([business.columbia.edu](https://business.columbia.edu/sites/default/files-efs/pubfiles/xx.xx/besbes_contracting.pdf))
   - Evidence informing forecast-year allocation inputs; displayed values and growth are calculated: The historical scanner dataset supplies observed plan-selection proportions, not current global value shares. ([business.columbia.edu](https://business.columbia.edu/sites/default/files-efs/pubfiles/xx.xx/besbes_contracting.pdf))
   - Evidence informing base-year allocation inputs; displayed values and growth are calculated: Basic and partial plans constrain the narrower-standing-coverage model. ([business.columbia.edu](https://business.columbia.edu/sites/default/files-efs/pubfiles/xx.xx/besbes_contracting.pdf))
   - Evidence informing forecast-year allocation inputs; displayed values and growth are calculated: Basic and partial plans constrain the narrower-standing-coverage model. ([business.columbia.edu](https://business.columbia.edu/sites/default/files-efs/pubfiles/xx.xx/besbes_contracting.pdf))
   - Evidence informing base-year allocation inputs; displayed values and growth are calculated: Preventive obligations coexist with differing repair coverage or charging in the studied plans. ([business.columbia.edu](https://business.columbia.edu/sites/default/files-efs/pubfiles/xx.xx/besbes_contracting.pdf))
   - Evidence informing forecast-year allocation inputs; displayed values and growth are calculated: Preventive obligations coexist with differing repair coverage or charging in the studied plans. ([business.columbia.edu](https://business.columbia.edu/sites/default/files-efs/pubfiles/xx.xx/besbes_contracting.pdf))
   - Evidence informing base-year allocation inputs; displayed values and growth are calculated: Historical full-protection selection supplies a purchasing primitive, converted from plan counts to value using an explicit relative-spending assumption.
   - Evidence informing forecast-year allocation inputs; displayed values and growth are calculated: Historical full-protection selection supplies a purchasing primitive, converted from plan counts to value using an explicit relative-spending assumption.
   - Evidence informing base-year allocation inputs; displayed values and growth are calculated: Basic and partial plans contain annual fees plus variable charges, supporting Hybrid Pricing and preventing misclassification as pure time-and-materials.
   - Evidence informing forecast-year allocation inputs; displayed values and growth are calculated: Basic and partial plans contain annual fees plus variable charges, supporting Hybrid Pricing and preventing misclassification as pure time-and-materials.
   - Evidence informing base-year allocation inputs; displayed values and growth are calculated: The study's time-and-materials label includes an annual fee; it constrains exclusions from the pure no-retainer numerator rather than observing that category's current share.
   - Evidence informing forecast-year allocation inputs; displayed values and growth are calculated: The study's time-and-materials label includes an annual fee; it constrains exclusions from the pure no-retainer numerator rather than observing that category's current share.

10. Appendix 3: Framework Agreement Specification-Maintenance, Repair and Calibration of Medical Equipment

- Evidence informing base-year allocation inputs; displayed values and growth are calculated: Comprehensive procurement coverage combines scheduled maintenance and repairs. ([sccl.nhs.uk](https://www.sccl.nhs.uk/wp-content/uploads/2023/xx.xx/Maintenance-Appendix-xx.xx-Framework-Specification.pdf))
- Evidence informing forecast-year allocation inputs; displayed values and growth are calculated: Comprehensive procurement coverage combines scheduled maintenance and repairs. ([sccl.nhs.uk](https://www.sccl.nhs.uk/wp-content/uploads/2023/xx.xx/Maintenance-Appendix-xx.xx-Framework-Specification.pdf))
- Evidence informing base-year allocation inputs; displayed values and growth are calculated: Comprehensive cover and case-specific component treatment support obligation-based classification. ([sccl.nhs.uk](https://www.sccl.nhs.uk/wp-content/uploads/2023/xx.xx/Maintenance-Appendix-xx.xx-Framework-Specification.pdf))
- Evidence informing forecast-year allocation inputs; displayed values and growth are calculated: Comprehensive cover and case-specific component treatment support obligation-based classification. ([sccl.nhs.uk](https://www.sccl.nhs.uk/wp-content/uploads/2023/xx.xx/Maintenance-Appendix-xx.xx-Framework-Specification.pdf))
- Evidence informing base-year allocation inputs; displayed values and growth are calculated: Preventive-only, labor-only and component-limited options establish narrower standing obligations. ([sccl.nhs.uk](https://www.sccl.nhs.uk/wp-content/uploads/2023/xx.xx/Maintenance-Appendix-xx.xx-Framework-Specification.pdf))
- Evidence informing forecast-year allocation inputs; displayed values and growth are calculated: Preventive-only, labor-only and component-limited options establish narrower standing obligations. ([sccl.nhs.uk](https://www.sccl.nhs.uk/wp-content/uploads/2023/xx.xx/Maintenance-Appendix-xx.xx-Framework-Specification.pdf))
- Evidence informing base-year allocation inputs; displayed values and growth are calculated: Collaborative cover explicitly divides work between buyer and supplier. ([sccl.nhs.uk](https://www.sccl.nhs.uk/wp-content/uploads/2023/xx.xx/Maintenance-Appendix-xx.xx-Framework-Specification.pdf))
- Evidence informing forecast-year allocation inputs; displayed values and growth are calculated: Collaborative cover explicitly divides work between buyer and supplier. ([sccl.nhs.uk](https://www.sccl.nhs.uk/wp-content/uploads/2023/xx.xx/Maintenance-Appendix-xx.xx-Framework-Specification.pdf))

11. What's Included in Preventative Maintenance?

- Evidence informing base-year allocation inputs; displayed values and growth are calculated: Published PM-only monthly prices provide annualized narrow-service monetary anchors; they are not full-contract prices. ([blockimaging.com](https://www.blockimaging.com/blog/bid/xx.xx/what-s-included-in-imaging-equipment-preventative-maintenance-really))
- Evidence informing forecast-year allocation inputs; displayed values and growth are calculated: Published PM-only monthly prices provide annualized narrow-service monetary anchors; they are not full-contract prices. ([blockimaging.com](https://www.blockimaging.com/blog/bid/xx.xx/what-s-included-in-imaging-equipment-preventative-maintenance-really))
- Evidence informing base-year allocation inputs; displayed values and growth are calculated: Separately offered PM-only pricing constrains the relative-payment assumption for narrower coverage. ([blockimaging.com](https://www.blockimaging.com/blog/bid/xx.xx/what-s-included-in-imaging-equipment-preventative-maintenance-really))
- Evidence informing forecast-year allocation inputs; displayed values and growth are calculated: Separately offered PM-only pricing constrains the relative-payment assumption for narrower coverage. ([blockimaging.com](https://www.blockimaging.com/blog/bid/xx.xx/what-s-included-in-imaging-equipment-preventative-maintenance-really))

12. X-ray equipment performance surveys
    - Evidence informing base-year allocation inputs; displayed values and growth are calculated: A public healthcare provider separately offers equipment-performance surveys, corroborating an assessment deliverable without measuring its market share. ([uhb.nhs.uk](https://www.uhb.nhs.uk/services/radiation-protection/x-ray-equipment-performance-surveys/))
    - Evidence informing forecast-year allocation inputs; displayed values and growth are calculated: A public healthcare provider separately offers equipment-performance surveys, corroborating an assessment deliverable without measuring its market share. ([uhb.nhs.uk](https://www.uhb.nhs.uk/services/radiation-protection/x-ray-equipment-performance-surveys/))
13. High-Tech Medical Equipment: VA Has Opportunities to Improve Its Acquisition of Maintenance Services
    - Evidence informing base-year allocation inputs; displayed values and growth are calculated: Procurement-selected imaging service obligations and access constraints provide an OEM-retention counterweight, not a global maintenance share. ([gao.gov](https://www.gao.gov/assets/gao-xx.xx-xx.xx.pdf))
    - Evidence informing forecast-year allocation inputs; displayed values and growth are calculated: Procurement-selected imaging service obligations and access constraints provide an OEM-retention counterweight, not a global maintenance share. ([gao.gov](https://www.gao.gov/assets/gao-xx.xx-xx.xx.pdf))
    - Evidence informing base-year allocation inputs; displayed values and growth are calculated: Bounded third-party access-delay examples qualify frictionless substitution assumptions without establishing universal unsuitability. ([gao.gov](https://www.gao.gov/assets/gao-xx.xx-xx.xx.pdf))
    - Evidence informing forecast-year allocation inputs; displayed values and growth are calculated: Bounded third-party access-delay examples qualify frictionless substitution assumptions without establishing universal unsuitability. ([gao.gov](https://www.gao.gov/assets/gao-xx.xx-xx.xx.pdf))
    - Evidence informing base-year allocation inputs; displayed values and growth are calculated: Inspected route counts include xx.xx standalone contracts; the selected federal sample is adjusted rather than treated as Global spending prevalence.
    - Evidence informing forecast-year allocation inputs; displayed values and growth are calculated: Inspected route counts include xx.xx standalone contracts; the selected federal sample is adjusted rather than treated as Global spending prevalence.
    - Evidence informing base-year allocation inputs; displayed values and growth are calculated: Forty-two HTME and four Federal Supply Schedule orders supply the identifiable agreement-order count for a modeled relative-value bridge.
    - Evidence informing forecast-year allocation inputs; displayed values and growth are calculated: Forty-two HTME and four Federal Supply Schedule orders supply the identifiable agreement-order count for a modeled relative-value bridge.
14. Transcript: Final Guidance: Remanufacturing of Medical Devices, September 10, 2024
    - Evidence informing base-year allocation inputs; displayed values and growth are calculated: Manufacturer and third-party servicing roles depend on the particular device, supporting asset-specific attribution. ([fda.gov](https://www.fda.gov/media/xx.xx/download?attachment=))
    - Evidence informing forecast-year allocation inputs; displayed values and growth are calculated: Manufacturer and third-party servicing roles depend on the particular device, supporting asset-specific attribution. ([fda.gov](https://www.fda.gov/media/xx.xx/download?attachment=))
    - Evidence informing base-year allocation inputs; displayed values and growth are calculated: An OEM can service another entity's device as a third-party servicer. ([fda.gov](https://www.fda.gov/media/xx.xx/download?attachment=))
    - Evidence informing forecast-year allocation inputs; displayed values and growth are calculated: An OEM can service another entity's device as a third-party servicer. ([fda.gov](https://www.fda.gov/media/xx.xx/download?attachment=))

15. Multi-vendor services

- Evidence informing base-year allocation inputs; displayed values and growth are calculated: The advertised Philips and non-Philips service scope demonstrates why corporate identity alone cannot establish OEM attribution.
([usa.philips.com](https://www.usa.philips.com/healthcare/service/healthcare-multi-vendor-services))
- Evidence informing forecast-year allocation inputs; displayed values and growth are calculated: The advertised Philips and non-Philips service scope demonstrates why corporate identity alone cannot establish OEM attribution.
([usa.philips.com](https://www.usa.philips.com/healthcare/service/healthcare-multi-vendor-services))
- Evidence informing base-year allocation inputs; displayed values and growth are calculated: Non-Philips equipment servicing establishes a commercial cross-manufacturer role, not its revenue proportion.
([usa.philips.com](https://www.usa.philips.com/healthcare/service/healthcare-multi-vendor-services))
- Evidence informing forecast-year allocation inputs; displayed values and growth are calculated: Non-Philips equipment servicing establishes a commercial cross-manufacturer role, not its revenue proportion.
([usa.philips.com](https://www.usa.philips.com/healthcare/service/healthcare-multi-vendor-services))
- Evidence informing base-year allocation inputs; displayed values and growth are calculated: Consolidated support for Philips and non-Philips equipment establishes agreement-level multi-vendor coverage; staffing scale and parts access do not measure penetration.
- Evidence informing forecast-year allocation inputs; displayed values and growth are calculated: Consolidated support for Philips and non-Philips equipment establishes agreement-level multi-vendor coverage; staffing scale and parts access do not measure penetration.

16. San Bernardino County - File 11902: Asset Management Agreement with Renovo Solutions LLC for Maintenance Services

- Evidence informing base-year allocation inputs; displayed values and growth are calculated: The approved 2025 three-year, xx.xx-asset agreement supplies a monetary third-party purchasing counterexample; approved value is not realized annual revenue.
([sanbernardino.legistar.com](https://sanbernardino.legistar.com/LegislationDetail.aspx?GUID=06EA5122-33FD-472E-B939-A8FA6E015FEB&ID=xx.xx&Options=&Search=))
- Evidence informing forecast-year allocation inputs; displayed values and growth are calculated: The approved 2025 three-year, xx.xx-asset agreement supplies a monetary third-party purchasing counterexample; approved value is not realized annual revenue.
([sanbernardino.legistar.com](https://sanbernardino.legistar.com/LegislationDetail.aspx?GUID=06EA5122-33FD-472E-B939-A8FA6E015FEB&ID=xx.xx&Options=&Search=))
- Evidence informing base-year allocation inputs; displayed values and growth are calculated: The public agreement combines scheduled maintenance, repairs and parts, supporting combined purchased obligations.
([sanbernardino.legistar.com](https://sanbernardino.legistar.com/LegislationDetail.aspx?GUID=06EA5122-33FD-472E-B939-A8FA6E015FEB&ID=xx.xx&Options=&Search=))
- Evidence informing forecast-year allocation inputs; displayed values and growth are calculated: The public agreement combines scheduled maintenance, repairs and parts, supporting combined purchased obligations.
([sanbernardino.legistar.com](https://sanbernardino.legistar.com/LegislationDetail.aspx?GUID=06EA5122-33FD-472E-B939-A8FA6E015FEB&ID=xx.xx&Options=&Search=))

17. Radiation Protection in Newer Medical Imaging Techniques: PET/CT - Safety Reports Series No. 58

- Evidence informing forecast-year allocation inputs; displayed values and growth are calculated: The 2008 commercial equipment-sales discussion supports historical standalone-to-hybrid substitution, not a current maintenance share or retirement rate.
([www-pub.iaea.org](https://www-pub.iaea.org/MTCD/Publications/PDF/pub1343_web.pdf))
- Evidence informing forecast-year allocation inputs; displayed values and growth are calculated: Historical PET/CT equipment adoption supplies a directional substitution premise, not contemporary service revenue.
([www-pub.iaea.org](https://www-pub.iaea.org/MTCD/Publications/PDF/pub1343_web.pdf))

18. Nexaris-At the nexus of treatment innovation

    · Evidence informing base-year allocation inputs; displayed values and growth are calculated: Named Angio-CT and Angio-MR-CT offerings corroborate integrated interventional configurations, not their maintenance terms, installed count or revenue.
    ([siemens-healthineers.com](https://www.siemens-healthineers.com/angio/nexaris-therapy-suites))

    · Evidence informing forecast-year allocation inputs; displayed values and growth are calculated: Named Angio-CT and Angio-MR-CT offerings corroborate integrated interventional configurations, not their maintenance terms, installed count or revenue.
    ([siemens-healthineers.com](https://www.siemens-healthineers.com/angio/nexaris-therapy-suites))

19. Development of Applications for the Elmammo Avant Class Dedicated Breast PET System

    · Evidence informing base-year allocation inputs; displayed values and growth are calculated: Ten dedicated-PET installations reported by August 2017 establish dated niche commercial activity, not current worldwide stock.
    ([shimadzu.com](https://www.shimadzu.com/about/magazine/tec_news/srv74_12/report08.html))

    · Evidence informing forecast-year allocation inputs; displayed values and growth are calculated: Ten dedicated-PET installations reported by August 2017 establish dated niche commercial activity, not current worldwide stock.
    ([shimadzu.com](https://www.shimadzu.com/about/magazine/tec_news/srv74_12/report08.html))

20. Release of High-Resolution PET System PositView Utilizing High Resolution to Support Research and Development into Diagnosis and Early Treatment for Dementia

    · Evidence informing base-year allocation inputs; displayed values and growth are calculated: The July xx.xx 2025 U.S. marketing announcement provides counterevidence to treating all standalone PET activity as declining legacy systems; maintenance adoption remains unmeasured.
    ([shimadzu-usa.com](https://www.shimadzu-usa.com/news/2025/2025jul25.html))

    · Evidence informing forecast-year allocation inputs; displayed values and growth are calculated: The July xx.xx 2025 U.S. marketing announcement provides counterevidence to treating all standalone PET activity as declining legacy systems; maintenance adoption remains unmeasured.
    ([shimadzu-usa.com](https://www.shimadzu-usa.com/news/2025/2025jul25.html))

21. DIrectory of RAdiotherapy Centres (DIRAC)

    · Evidence informing base-year allocation inputs; displayed values and growth are calculated: Current registry footprint exceeds xx.xx radiotherapy centres; this constrains the assumed treatment-planning customer pool but does not report 2025 simulator stocks or maintenance revenue.

    · Evidence informing forecast-year allocation inputs; displayed values and growth are calculated: Current registry footprint exceeds xx.xx radiotherapy centres; this constrains the assumed treatment-planning customer pool but does not report 2025 simulator stocks or maintenance revenue.

22. Maintenance of the Somatom Definition AS CT simulator from Siemens

    · Evidence informing forecast-year allocation inputs; displayed values and growth are calculated: CT-simulator maintenance was awarded September xx.xx 2026 for EUR xx.xx. Unknown contract duration prevents conversion into annual spending; the award supports a distinct purchased planning-asset obligation.

23. Canadian Medical Imaging Inventory 2022-2023: Provincial and Territorial Overview
    - Evidence informing base-year allocation inputs; displayed values and growth are calculated: Reported hospital and private-facility site types constrain buyer attribution, with explicit regional and classification limitations.
    - Evidence informing forecast-year allocation inputs; displayed values and growth are calculated: Reported hospital and private-facility site types constrain buyer attribution, with explicit regional and classification limitations.
    - Evidence informing base-year allocation inputs; displayed values and growth are calculated: Private-site participation supplies an outpatient calibration lead; private ownership is not equated automatically with imaging-centre status.
    - Evidence informing forecast-year allocation inputs; displayed values and growth are calculated: Private-site participation supplies an outpatient calibration lead; private ownership is not equated automatically with imaging-centre status.
    - Evidence informing base-year allocation inputs; displayed values and growth are calculated: Modality-specific 2022-2023 age distributions supply observed inputs to the explicitly assumed age-to-support-endpoint bridge.
    - Evidence informing forecast-year allocation inputs; displayed values and growth are calculated: Modality-specific 2022-2023 age distributions supply observed inputs to the explicitly assumed age-to-support-endpoint bridge.
    - Evidence informing base-year allocation inputs; displayed values and growth are calculated: Older-equipment distributions constrain the beyond-support model but do not directly measure manufacturer support withdrawal.
    - Evidence informing forecast-year allocation inputs; displayed values and growth are calculated: Older-equipment distributions constrain the beyond-support model but do not directly measure manufacturer support withdrawal.
24. MLN909060 - Independent Diagnostic Testing Facility, February 2026
    - Evidence informing forecast-year allocation inputs; displayed values and growth are calculated: Official mobile-IDTF distinctions separate clinical operators from equipment/personnel leasing and establish a maintenance responsibility, not an outsourcing percentage.
25. Maintenance service agreements
    - Evidence informing base-year allocation inputs; displayed values and growth are calculated: Approximately xx.xx% remotely resolved corrective cases constrain channel assumptions but cannot be substituted for remote-only spending.
    - Evidence informing forecast-year allocation inputs; displayed values and growth are calculated: Approximately xx.xx% remotely resolved corrective cases constrain channel assumptions but cannot be substituted for remote-only spending.
    - Evidence informing base-year allocation inputs; displayed values and growth are calculated: RightFit combines field and remote expertise under customizable agreements, supporting an inseparable integrated-obligation category.
    - Evidence informing forecast-year allocation inputs; displayed values and growth are calculated: RightFit combines field and remote expertise under customizable agreements, supporting an inseparable integrated-obligation category.
    - Evidence informing base-year allocation inputs; displayed values and growth are calculated: Field-engineer access remains part of the commercial offering; remote resolution does not eliminate purchased attendance obligations.
    - Evidence informing forecast-year allocation inputs; displayed values and growth are calculated: Field-engineer access remains part of the commercial offering; remote resolution does not eliminate purchased attendance obligations.

26. Portable Ultrasound Repair Depot
    - Evidence informing base-year allocation inputs; displayed values and growth are calculated: Accepted portable ultrasound systems are repaired at a service centre, supporting a system-level depot channel with eligibility and repaired-portion limits.
    - Evidence informing forecast-year allocation inputs; displayed values and growth are calculated: Accepted portable ultrasound systems are repaired at a service centre, supporting a system-level depot channel with eligibility and repaired-portion limits.
    - Evidence informing base-year allocation inputs; displayed values and growth are calculated: Flat-rate repair for eligible jobs establishes event-specific pricing, while excluded cases receive alternative quotations; adoption is not disclosed.
    - Evidence informing forecast-year allocation inputs; displayed values and growth are calculated: Flat-rate repair for eligible jobs establishes event-specific pricing, while excluded cases receive alternative quotations; adoption is not disclosed.
27. Managed Neutral Vendor Services
    - Evidence informing forecast-year allocation inputs; displayed values and growth are calculated: The managed framework runs January xx.xx 2026-January xx.xx 2030 and requires mini-competition. It supports route availability, not realized maintenance revenue or guaranteed continuation to 2032.
28. TruPay - GE HealthCare commercial brochure
    - Evidence informing base-year allocation inputs; displayed values and growth are calculated: The official brochure has a fixed first-xx.xx-patient price plus further usage slabs, supporting minimum-plus-variable classification when both components apply.
    - Evidence informing forecast-year allocation inputs; displayed values and growth are calculated: The official brochure has a fixed first-xx.xx-patient price plus further usage slabs, supporting minimum-plus-variable classification when both components apply.
    - Evidence informing base-year allocation inputs; displayed values and growth are calculated: The explicit minimum payment constrains the pure Usage-Based Fees numerator; a pay-per-use promotional label does not independently establish variable-only billing.
    - Evidence informing forecast-year allocation inputs; displayed values and growth are calculated: The explicit minimum payment constrains the pure Usage-Based Fees numerator; a pay-per-use promotional label does not independently establish variable-only billing.
29. Flexible Multi-Vendor Medical Imaging Equipment Service
    - Evidence informing base-year allocation inputs; displayed values and growth are calculated: A disclosed Time & Materials option supports a separate input-charged commercial route without reporting realized revenue or exact customer terms.
    - Evidence informing forecast-year allocation inputs; displayed values and growth are calculated: A disclosed Time & Materials option supports a separate input-charged commercial route without reporting realized revenue or exact customer terms.
    - Evidence informing base-year allocation inputs; displayed values and growth are calculated: Advertised post-OEM-support service corroborates continuing commercial participation beyond manufacturer support, but not universal model eligibility.
    - Evidence informing forecast-year allocation inputs; displayed values and growth are calculated: Advertised post-OEM-support service corroborates continuing commercial participation beyond manufacturer support, but not universal model eligibility.

20.15. Mexico

Table 562. Mexico Medical Imaging Equipment Maintenance Services Market Size, 2017-2040 (USD Million)

Country	2017	2024	2025	2026	2027	2032	2040	CAGR (%)
Mexico	**xx.xx**	**xx.xx**	**xx.xx**	**xx.xx**	**xx.xx**	**xx.xx**	**xx.xx**	**xx.xx**

Table 563. Mexico Medical Imaging Equipment Maintenance Services Market Size, by Maintenance Function, 2017-2040 (USD Million)

Maintenance Function	2017	2024	2025	2026	2027	2032	2040	CAGR (%)
Combined Preventive and Corrective Maintenance	xx.xx	xx.xx	xx.xx	xx.xx	xx.xx	xx.xx	xx.xx	xx.xx
Corrective Maintenance	xx.xx	xx.xx	xx.xx	xx.xx	xx.xx	xx.xx	xx.xx	xx.xx
Inspection and Verification	xx.xx	xx.xx	xx.xx	xx.xx	xx.xx	xx.xx	xx.xx	xx.xx
Preventive Maintenance	xx.xx	xx.xx	xx.xx	xx.xx	xx.xx	xx.xx	xx.xx	xx.xx
Total	**xx.xx**	**xx.xx**	**xx.xx**	**xx.xx**	**xx.xx**	**xx.xx**	**xx.xx**	**xx.xx**

Table 564. Mexico Medical Imaging Equipment Maintenance Services Market Size, by Imaging Modality, 2017-2040 (USD Million)

Imaging Modality	2017	2024	2025	2026	2027	2032	2040	CAGR (%)
Bone Densitometry	xx.xx	xx.xx	xx.xx	xx.xx	xx.xx	xx.xx	xx.xx	xx.xx
Computed Tomography	xx.xx	xx.xx	xx.xx	xx.xx	xx.xx	xx.xx	xx.xx	xx.xx
Dental Radiology	xx.xx	xx.xx	xx.xx	xx.xx	xx.xx	xx.xx	xx.xx	xx.xx
Fluoroscopy and Angiography	xx.xx	xx.xx	xx.xx	xx.xx	xx.xx	xx.xx	xx.xx	xx.xx
General Radiography	xx.xx	xx.xx	xx.xx	xx.xx	xx.xx	xx.xx	xx.xx	xx.xx
Hybrid Imaging	xx.xx	xx.xx	xx.xx	xx.xx	xx.xx	xx.xx	xx.xx	xx.xx
Magnetic Resonance Imaging	xx.xx	xx.xx	xx.xx	xx.xx	xx.xx	xx.xx	xx.xx	xx.xx
Mammography	xx.xx	xx.xx	xx.xx	xx.xx	xx.xx	xx.xx	xx.xx	xx.xx
Nuclear Medicine Imaging	xx.xx	xx.xx	xx.xx	xx.xx	xx.xx	xx.xx	xx.xx	xx.xx
Ultrasound	xx.xx	xx.xx	xx.xx	xx.xx	xx.xx	xx.xx	xx.xx	xx.xx
Total	**xx.xx**	**xx.xx**	**xx.xx**	**xx.xx**	**xx.xx**	**xx.xx**	**xx.xx**	**xx.xx**

Table 565. Mexico Medical Imaging Equipment Maintenance Services Market Size, by Hybrid Imaging, 2017-2040 (USD Million)

Hybrid Imaging	2017	2024	2025	2026	2027	2032	2040	CAGR (%)
Hybrid Interventional Imaging	xx.xx	xx.xx	xx.xx	xx.xx	xx.xx	xx.xx	xx.xx	xx.xx
PET/CT	xx.xx	xx.xx	xx.xx	xx.xx	xx.xx	xx.xx	xx.xx	xx.xx
PET/MRI	xx.xx	xx.xx	xx.xx	xx.xx	xx.xx	xx.xx	xx.xx	xx.xx
SPECT/CT	xx.xx	xx.xx	xx.xx	xx.xx	xx.xx	xx.xx	xx.xx	xx.xx
Total	**xx.xx**	**xx.xx**	**xx.xx**	**xx.xx**	**xx.xx**	**xx.xx**	**xx.xx**	**xx.xx**

Table 566. Mexico Medical Imaging Equipment Maintenance Services Market Size, by Nuclear Medicine Imaging, 2017-2040 (USD Million)

Nuclear Medicine Imaging	2017	2024	2025	2026	2027	2032	2040	CAGR (%)
Gamma Camera and SPECT Imaging	xx.xx	xx.xx	xx.xx	xx.xx	xx.xx	xx.xx	xx.xx	xx.xx
Standalone PET Imaging	xx.xx	xx.xx	xx.xx	xx.xx	xx.xx	xx.xx	xx.xx	xx.xx
Total	**xx.xx**	**xx.xx**	**xx.xx**	**xx.xx**	**xx.xx**	**xx.xx**	**xx.xx**	**xx.xx**

Table 567. Mexico Medical Imaging Equipment Maintenance Services Market Size, by Clinical Use, 2017-2040 (USD Million)

Clinical Use	2017	2024	2025	2026	2027	2032	2040	CAGR (%)
Diagnostic and Screening Imaging	xx.xx	xx.xx	xx.xx	xx.xx	xx.xx	xx.xx	xx.xx	xx.xx
Image-Guided Intervention	xx.xx	xx.xx	xx.xx	xx.xx	xx.xx	xx.xx	xx.xx	xx.xx
Shared-Use Imaging	xx.xx	xx.xx	xx.xx	xx.xx	xx.xx	xx.xx	xx.xx	xx.xx
Treatment-Planning Imaging	xx.xx	xx.xx	xx.xx	xx.xx	xx.xx	xx.xx	xx.xx	xx.xx
Total	**xx.xx**	**xx.xx**	**xx.xx**	**xx.xx**	**xx.xx**	**xx.xx**	**xx.xx**	**xx.xx**

Table 568. Mexico Medical Imaging Equipment Maintenance Services Market Size, by End User, 2017-2040 (USD Million)

End User	2017	2024	2025	2026	2027	2032	2040	CAGR (%)
Ambulatory Care Centers	xx.xx	xx.xx	xx.xx	xx.xx	xx.xx	xx.xx	xx.xx	xx.xx
Dental Practices	xx.xx	xx.xx	xx.xx	xx.xx	xx.xx	xx.xx	xx.xx	xx.xx
Diagnostic Imaging Centers	xx.xx	xx.xx	xx.xx	xx.xx	xx.xx	xx.xx	xx.xx	xx.xx
Hospitals	xx.xx	xx.xx	xx.xx	xx.xx	xx.xx	xx.xx	xx.xx	xx.xx
Medical and Allied Health Practices	xx.xx	xx.xx	xx.xx	xx.xx	xx.xx	xx.xx	xx.xx	xx.xx
Mobile Imaging Operators	xx.xx	xx.xx	xx.xx	xx.xx	xx.xx	xx.xx	xx.xx	xx.xx
Total	**xx.xx**	**xx.xx**	**xx.xx**	**xx.xx**	**xx.xx**	**xx.xx**	**xx.xx**	**xx.xx**

Table 569. Mexico Medical Imaging Equipment Maintenance Services Market Size, by Service Delivery, 2017-2040 (USD Million)

Service Delivery	2017	2024	2025	2026	2027	2032	2040	CAGR (%)
Depot Repair	xx.xx	xx.xx	xx.xx	xx.xx	xx.xx	xx.xx	xx.xx	xx.xx
Integrated Service Delivery	xx.xx	xx.xx	xx.xx	xx.xx	xx.xx	xx.xx	xx.xx	xx.xx
On-Site Service	xx.xx	xx.xx	xx.xx	xx.xx	xx.xx	xx.xx	xx.xx	xx.xx
Remote Service	xx.xx	xx.xx	xx.xx	xx.xx	xx.xx	xx.xx	xx.xx	xx.xx
Total	**xx.xx**	**xx.xx**	**xx.xx**	**xx.xx**	**xx.xx**	**xx.xx**	**xx.xx**	**xx.xx**

Table 570. Mexico Medical Imaging Equipment Maintenance Services Market Size, by Procurement Route, 2017-2040 (USD Million)

Procurement Route	2017	2024	2025	2026	2027	2032	2040	CAGR (%)
Framework and Master-Agreement Orders	xx.xx	xx.xx	xx.xx	xx.xx	xx.xx	xx.xx	xx.xx	xx.xx
Standalone Procurement	xx.xx	xx.xx	xx.xx	xx.xx	xx.xx	xx.xx	xx.xx	xx.xx
Total	**xx.xx**	**xx.xx**	**xx.xx**	**xx.xx**	**xx.xx**	**xx.xx**	**xx.xx**	**xx.xx**

Table 571. Mexico Medical Imaging Equipment Maintenance Services Market Size, by Service Provider Relationship, 2017-2040 (USD Million)

Service Provider Relationship	2017	2024	2025	2026	2027	2032	2040	CAGR (%)
Manufacturer-Provided Service	xx.xx	xx.xx	xx.xx	xx.xx	xx.xx	xx.xx	xx.xx	xx.xx
Third-Party Service	xx.xx	xx.xx	xx.xx	xx.xx	xx.xx	xx.xx	xx.xx	xx.xx
Total	**xx.xx**	**xx.xx**	**xx.xx**	**xx.xx**	**xx.xx**	**xx.xx**	**xx.xx**	**xx.xx**

Table 572. Mexico Medical Imaging Equipment Maintenance Services Market Size, by Contract Coverage, 2017-2040 (USD Million)

Contract Coverage	2017	2024	2025	2026	2027	2032	2040	CAGR (%)
Event-Specific Service	xx.xx	xx.xx	xx.xx	xx.xx	xx.xx	xx.xx	xx.xx	xx.xx
Full-Service Coverage	xx.xx	xx.xx	xx.xx	xx.xx	xx.xx	xx.xx	xx.xx	xx.xx
Limited-Service Coverage	xx.xx	xx.xx	xx.xx	xx.xx	xx.xx	xx.xx	xx.xx	xx.xx
Shared Maintenance Coverage	xx.xx	xx.xx	xx.xx	xx.xx	xx.xx	xx.xx	xx.xx	xx.xx
Total	**xx.xx**	**xx.xx**	**xx.xx**	**xx.xx**	**xx.xx**	**xx.xx**	**xx.xx**	**xx.xx**

Table 573. Mexico Medical Imaging Equipment Maintenance Services Market Size, by Pricing Model, 2017-2040 (USD Million)

Pricing Model	2017	2024	2025	2026	2027	2032	2040	CAGR (%)
Fixed Per-Event Fees	xx.xx	xx.xx	xx.xx	xx.xx	xx.xx	xx.xx	xx.xx	xx.xx
Fixed Periodic Fees	xx.xx	xx.xx	xx.xx	xx.xx	xx.xx	xx.xx	xx.xx	xx.xx
Hybrid Pricing	xx.xx	xx.xx	xx.xx	xx.xx	xx.xx	xx.xx	xx.xx	xx.xx
Time-and-Materials Pricing	xx.xx	xx.xx	xx.xx	xx.xx	xx.xx	xx.xx	xx.xx	xx.xx
Usage-Based Fees	xx.xx	xx.xx	xx.xx	xx.xx	xx.xx	xx.xx	xx.xx	xx.xx
Total	**xx.xx**	**xx.xx**	**xx.xx**	**xx.xx**	**xx.xx**	**xx.xx**	**xx.xx**	**xx.xx**

Table 574. Mexico Medical Imaging Equipment Maintenance Services Market Size, by Vendor Scope, 2017-2040 (USD Million)

Vendor Scope	2017	2024	2025	2026	2027	2032	2040	CAGR (%)
Multi-Vendor Coverage	xx.xx	xx.xx	xx.xx	xx.xx	xx.xx	xx.xx	xx.xx	xx.xx
Single-Vendor Coverage	xx.xx	xx.xx	xx.xx	xx.xx	xx.xx	xx.xx	xx.xx	xx.xx
Total	**xx.xx**	**xx.xx**	**xx.xx**	**xx.xx**	**xx.xx**	**xx.xx**	**xx.xx**	**xx.xx**

Table 575. Mexico Medical Imaging Equipment Maintenance Services Market Size, by Equipment Support Lifecycle, 2017-2040 (USD Million)

Equipment Support Lifecycle	2017	2024	2025	2026	2027	2032	2040	CAGR (%)
Beyond Manufacturer Support	xx.xx	xx.xx	xx.xx	xx.xx	xx.xx	xx.xx	xx.xx	xx.xx
Within Manufacturer Support	xx.xx	xx.xx	xx.xx	xx.xx	xx.xx	xx.xx	xx.xx	xx.xx
Total	**xx.xx**	**xx.xx**	**xx.xx**	**xx.xx**	**xx.xx**	**xx.xx**	**xx.xx**	**xx.xx**

Sources & Evidence

1. GE HealthCare Technologies Inc. - 2025 Form 10-K
   - Evidence informing the 2023 market-value input; displayed series and growth include calculations: Reported services revenue of USD xx.xx supplies a historical commercial-activity proxy; it is broader than imaging maintenance.
   - Evidence informing the 2024 market-value input; displayed series and growth include calculations: Reported services revenue of USD xx.xx supplies the comparable historical proxy.
2. GE HealthCare Technologies Inc. - 2022 Form 10-K
   - Evidence informing the 2020 market-value input; displayed series and growth include calculations: Services revenue of USD xx.xx anchors the high-cost equipment cohort's historical activity index.
   - Evidence informing the 2021 market-value input; displayed series and growth include calculations: Services revenue of USD xx.xx supplies the comparable activity index.
   - Evidence informing the 2022 market-value input; displayed series and growth include calculations: Services revenue of USD xx.xx supplies the activity index. The filing attributes the services decline primarily to unfavorable currency effects.
3. Health at a Glance 2025 - Diagnostic Technologies
   - Evidence informing the 2032 market-value input; displayed series and growth include calculations: Long-run increases in imaging activity support continued equipment demand; examination volumes are not substituted for maintenance revenue.
   - Evidence informing the 2040 market-value input; displayed series and growth include calculations: The observed country variation and incomplete coverage constrain long-run stock-growth assumptions and prohibit uniform worldwide density extrapolation.
4. OnWatch Predict
   - Evidence informing the 2032 market-value input; displayed series and growth include calculations: Conditional reported benefits support considering a service-efficiency counterforce, not applying downtime reductions directly to service revenue.
   - Evidence informing the 2040 market-value input; displayed series and growth include calculations: The offering supports retaining human and component fulfillment costs in the long-run forecast; it does not establish autonomous servicing or engineer replacement.

5. Unite In-House Service Solutions
   - Evidence informing the 2032 market-value input; displayed series and growth include calculations: The retained-labor boundary supports the modeled purchased-scope counterforce, without measuring future adoption.
   - Evidence informing the 2040 market-value input; displayed series and growth include calculations: The offering supports maintaining a distinction between installed equipment obligations and externally purchased service expenditure.
   - Evidence informing base-year allocation inputs; displayed values and growth are calculated: The offering excludes included onsite and planned-maintenance labor, supporting retained-work and purchased-payment distinctions, not observed adoption. ([gehealthcare.com](https://www.gehealthcare.com/en/services/unite-in-house))
   - Evidence informing forecast-year allocation inputs; displayed values and growth are calculated: The offering excludes included onsite and planned-maintenance labor, supporting retained-work and purchased-payment distinctions, not observed adoption. ([gehealthcare.com](https://www.gehealthcare.com/en/services/unite-in-house))
   - Evidence informing base-year allocation inputs; displayed values and growth are calculated: The published xx.xx% remote fix rate is a case-resolution observation, not remote-only revenue. Separately billed on-site labor supports the responsibility distinction.
   - Evidence informing forecast-year allocation inputs; displayed values and growth are calculated: The published xx.xx% remote fix rate is a case-resolution observation, not remote-only revenue. Separately billed on-site labor supports the responsibility distinction.
   - Evidence informing base-year allocation inputs; displayed values and growth are calculated: Excluded on-site and planned-maintenance labor prevents interpreting every remote-support plan as inclusive integrated fulfillment.
   - Evidence informing forecast-year allocation inputs; displayed values and growth are calculated: Excluded on-site and planned-maintenance labor prevents interpreting every remote-support plan as inclusive integrated fulfillment.
   - Evidence informing base-year allocation inputs; displayed values and growth are calculated: Periodic support with additional billed labor or parts supports mixed payment components rather than universal fixed full coverage.
   - Evidence informing forecast-year allocation inputs; displayed values and growth are calculated: Periodic support with additional billed labor or parts supports mixed payment components rather than universal fixed full coverage.
   - Evidence informing base-year allocation inputs; displayed values and growth are calculated: Enterprise offerings covering GE HealthCare assets establish an own-brand agreement example without measuring its market penetration.
   - Evidence informing forecast-year allocation inputs; displayed values and growth are calculated: Enterprise offerings covering GE HealthCare assets establish an own-brand agreement example without measuring its market penetration.

6. Philips Standard Terms and Conditions of Service, Revision 23, April 2024
   - Evidence informing the 2032 market-value input; displayed series and growth include calculations: Published lifecycle terms condition post-End-of-Life repair on parts and trained-personnel availability and remove the earlier uptime guarantee. These constrain assumed indefinite support extension.
   - Evidence informing the 2040 market-value input; displayed series and growth include calculations: The lifecycle conditions support including retirement and support limitations in long-run growth assumptions, but do not establish a dated global withdrawal event.
   - Evidence informing base-year allocation inputs; displayed values and growth are calculated: Post-End-of-Life obligations change materially, supporting a declared-support endpoint rather than an automatic equipment-age threshold.
   - Evidence informing forecast-year allocation inputs; displayed values and growth are calculated: Post-End-of-Life obligations change materially, supporting a declared-support endpoint rather than an automatic equipment-age threshold.
   - Evidence informing base-year allocation inputs; displayed values and growth are calculated: Post-endpoint repair depends on parts and trained-personnel availability without the earlier uptime guarantee; continuing service is conditional, not indefinite.
   - Evidence informing forecast-year allocation inputs; displayed values and growth are calculated: Post-endpoint repair depends on parts and trained-personnel availability without the earlier uptime guarantee; continuing service is conditional, not indefinite.
7. Health at a Glance 2025 - Diagnostic Technologies
   - Evidence informing base-year allocation inputs; displayed values and growth are calculated: Imaging-stock comparator.
   - Evidence informing forecast-year allocation inputs; displayed values and growth are calculated: Imaging-stock comparator.

8. RadNet, Inc. - 2025 Form 10-K
   - Evidence informing base-year allocation inputs; displayed values and growth are calculated: The disclosed X-ray fleet provides a buyer-footprint check, not global maintenance revenue. ([sec.gov](https://www.sec.gov/Archives/edgar/data/xx.xx/xx.xx/rdnt-xx.xx.htm))
   - Evidence informing forecast-year allocation inputs; displayed values and growth are calculated: The disclosed X-ray fleet provides a buyer-footprint check, not global maintenance revenue. ([sec.gov](https://www.sec.gov/Archives/edgar/data/xx.xx/xx.xx/rdnt-xx.xx.htm))
   - Evidence informing base-year allocation inputs; displayed values and growth are calculated: The disclosed fluoroscopy fleet constrains the outpatient comparator's scope. ([sec.gov](https://www.sec.gov/Archives/edgar/data/xx.xx/xx.xx/rdnt-xx.xx.htm))
   - Evidence informing forecast-year allocation inputs; displayed values and growth are calculated: The disclosed fluoroscopy fleet constrains the outpatient comparator's scope. ([sec.gov](https://www.sec.gov/Archives/edgar/data/xx.xx/xx.xx/rdnt-xx.xx.htm))
   - Evidence informing base-year allocation inputs; displayed values and growth are calculated: CT fleet changes provide an independent relative-activity check. ([sec.gov](https://www.sec.gov/Archives/edgar/data/xx.xx/xx.xx/rdnt-xx.xx.htm))
   - Evidence informing forecast-year allocation inputs; displayed values and growth are calculated: CT fleet changes provide an independent relative-activity check. ([sec.gov](https://www.sec.gov/Archives/edgar/data/xx.xx/xx.xx/rdnt-xx.xx.htm))
   - Evidence informing base-year allocation inputs; displayed values and growth are calculated: MRI fleet changes inform a restrained relative-growth assumption. ([sec.gov](https://www.sec.gov/Archives/edgar/data/xx.xx/xx.xx/rdnt-xx.xx.htm))
   - Evidence informing forecast-year allocation inputs; displayed values and growth are calculated: MRI fleet changes inform a restrained relative-growth assumption. ([sec.gov](https://www.sec.gov/Archives/edgar/data/xx.xx/xx.xx/rdnt-xx.xx.htm))
   - Evidence informing base-year allocation inputs; displayed values and growth are calculated: Ultrasound fleet disclosure supplies a commercial-stock comparator. ([sec.gov](https://www.sec.gov/Archives/edgar/data/xx.xx/xx.xx/rdnt-xx.xx.htm))
   - Evidence informing forecast-year allocation inputs; displayed values and growth are calculated: Ultrasound fleet disclosure supplies a commercial-stock comparator. ([sec.gov](https://www.sec.gov/Archives/edgar/data/xx.xx/xx.xx/rdnt-xx.xx.htm))
   - Evidence informing base-year allocation inputs; displayed values and growth are calculated: Mammography fleet disclosure supplies a commercial-stock comparator. ([sec.gov](https://www.sec.gov/Archives/edgar/data/xx.xx/xx.xx/rdnt-xx.xx.htm))
   - Evidence informing forecast-year allocation inputs; displayed values and growth are calculated: Mammography fleet disclosure supplies a commercial-stock comparator. ([sec.gov](https://www.sec.gov/Archives/edgar/data/xx.xx/xx.xx/rdnt-xx.xx.htm))
   - Evidence informing base-year allocation inputs; displayed values and growth are calculated: PET/CT fleet growth provides a differentiated adoption comparator. ([sec.gov](https://www.sec.gov/Archives/edgar/data/xx.xx/xx.xx/rdnt-xx.xx.htm))
   - Evidence informing forecast-year allocation inputs; displayed values and growth are calculated: PET/CT fleet growth provides a differentiated adoption comparator. ([sec.gov](https://www.sec.gov/Archives/edgar/data/xx.xx/xx.xx/rdnt-xx.xx.htm))
   - Evidence informing base-year allocation inputs; displayed values and growth are calculated: Manufacturer service arrangements corroborate buyer-side participation, without a spending split. ([sec.gov](https://www.sec.gov/Archives/edgar/data/xx.xx/xx.xx/rdnt-xx.xx.htm))
   - Evidence informing forecast-year allocation inputs; displayed values and growth are calculated: Manufacturer service arrangements corroborate buyer-side participation, without a spending split. ([sec.gov](https://www.sec.gov/Archives/edgar/data/xx.xx/xx.xx/rdnt-xx.xx.htm))
   - Evidence informing base-year allocation inputs; displayed values and growth are calculated: The operator reports external manufacturer-service arrangements and modality fleets. Applying inherited fees produces a modeled fleet-activity index, not observed maintenance expense.
   - Evidence informing forecast-year allocation inputs; displayed values and growth are calculated: The operator reports external manufacturer-service arrangements and modality fleets. Applying inherited fees produces a modeled fleet-activity index, not observed maintenance expense.
   - Evidence informing base-year allocation inputs; displayed values and growth are calculated: The disclosed outpatient fleet is counterevidence against treating hospital-heavy national samples as universal buyer distributions.
   - Evidence informing forecast-year allocation inputs; displayed values and growth are calculated: The disclosed

9. Contracting in Medical Equipment Maintenance Services: An Empirical Investigation
   - Evidence informing base-year allocation inputs; displayed values and growth are calculated: The historical scanner dataset supplies observed plan-selection proportions, not current global value shares. ([business.columbia.edu](https://business.columbia.edu/sites/default/files-efs/pubfiles/xx.xx/besbes_contracting.pdf))
   - Evidence informing forecast-year allocation inputs; displayed values and growth are calculated: The historical scanner dataset supplies observed plan-selection proportions, not current global value shares. ([business.columbia.edu](https://business.columbia.edu/sites/default/files-efs/pubfiles/xx.xx/besbes_contracting.pdf))
   - Evidence informing base-year allocation inputs; displayed values and growth are calculated: Basic and partial plans constrain the narrower-standing-coverage model. ([business.columbia.edu](https://business.columbia.edu/sites/default/files-efs/pubfiles/xx.xx/besbes_contracting.pdf))
   - Evidence informing forecast-year allocation inputs; displayed values and growth are calculated: Basic and partial plans constrain the narrower-standing-coverage model. ([business.columbia.edu](https://business.columbia.edu/sites/default/files-efs/pubfiles/xx.xx/besbes_contracting.pdf))
   - Evidence informing base-year allocation inputs; displayed values and growth are calculated: Preventive obligations coexist with differing repair coverage or charging in the studied plans. ([business.columbia.edu](https://business.columbia.edu/sites/default/files-efs/pubfiles/xx.xx/besbes_contracting.pdf))
   - Evidence informing forecast-year allocation inputs; displayed values and growth are calculated: Preventive obligations coexist with differing repair coverage or charging in the studied plans. ([business.columbia.edu](https://business.columbia.edu/sites/default/files-efs/pubfiles/xx.xx/besbes_contracting.pdf))
   - Evidence informing base-year allocation inputs; displayed values and growth are calculated: Historical full-protection selection supplies a purchasing primitive, converted from plan counts to value using an explicit relative-spending assumption.
   - Evidence informing forecast-year allocation inputs; displayed values and growth are calculated: Historical full-protection selection supplies a purchasing primitive, converted from plan counts to value using an explicit relative-spending assumption.
   - Evidence informing base-year allocation inputs; displayed values and growth are calculated: Basic and partial plans contain annual fees plus variable charges, supporting Hybrid Pricing and preventing misclassification as pure time-and-materials.
   - Evidence informing forecast-year allocation inputs; displayed values and growth are calculated: Basic and partial plans contain annual fees plus variable charges, supporting Hybrid Pricing and preventing misclassification as pure time-and-materials.
   - Evidence informing base-year allocation inputs; displayed values and growth are calculated: The study's time-and-materials label includes an annual fee; it constrains exclusions from the pure no-retainer numerator rather than observing that category's current share.
   - Evidence informing forecast-year allocation inputs; displayed values and growth are calculated: The study's time-and-materials label includes an annual fee; it constrains exclusions from the pure no-retainer numerator rather than observing that category's current share.

10. Appendix 3: Framework Agreement Specification-Maintenance, Repair and Calibration of Medical Equipment

- Evidence informing base-year allocation inputs; displayed values and growth are calculated: Comprehensive procurement coverage combines scheduled maintenance and repairs. ([sccl.nhs.uk](https://www.sccl.nhs.uk/wp-content/uploads/2023/xx.xx/Maintenance-Appendix-xx.xx-Framework-Specification.pdf))
- Evidence informing forecast-year allocation inputs; displayed values and growth are calculated: Comprehensive procurement coverage combines scheduled maintenance and repairs. ([sccl.nhs.uk](https://www.sccl.nhs.uk/wp-content/uploads/2023/xx.xx/Maintenance-Appendix-xx.xx-Framework-Specification.pdf))
- Evidence informing base-year allocation inputs; displayed values and growth are calculated: Comprehensive cover and case-specific component treatment support obligation-based classification. ([sccl.nhs.uk](https://www.sccl.nhs.uk/wp-content/uploads/2023/xx.xx/Maintenance-Appendix-xx.xx-Framework-Specification.pdf))
- Evidence informing forecast-year allocation inputs; displayed values and growth are calculated: Comprehensive cover and case-specific component treatment support obligation-based classification. ([sccl.nhs.uk](https://www.sccl.nhs.uk/wp-content/uploads/2023/xx.xx/Maintenance-Appendix-xx.xx-Framework-Specification.pdf))
- Evidence informing base-year allocation inputs; displayed values and growth are calculated: Preventive-only, labor-only and component-limited options establish narrower standing obligations. ([sccl.nhs.uk](https://www.sccl.nhs.uk/wp-content/uploads/2023/xx.xx/Maintenance-Appendix-xx.xx-Framework-Specification.pdf))
- Evidence informing forecast-year allocation inputs; displayed values and growth are calculated: Preventive-only, labor-only and component-limited options establish narrower standing obligations. ([sccl.nhs.uk](https://www.sccl.nhs.uk/wp-content/uploads/2023/xx.xx/Maintenance-Appendix-xx.xx-Framework-Specification.pdf))
- Evidence informing base-year allocation inputs; displayed values and growth are calculated: Collaborative cover explicitly divides work between buyer and supplier. ([sccl.nhs.uk](https://www.sccl.nhs.uk/wp-content/uploads/2023/xx.xx/Maintenance-Appendix-xx.xx-Framework-Specification.pdf))
- Evidence informing forecast-year allocation inputs; displayed values and growth are calculated: Collaborative cover explicitly divides work between buyer and supplier. ([sccl.nhs.uk](https://www.sccl.nhs.uk/wp-content/uploads/2023/xx.xx/Maintenance-Appendix-xx.xx-Framework-Specification.pdf))

11. What's Included in Preventative Maintenance?

- Evidence informing base-year allocation inputs; displayed values and growth are calculated: Published PM-only monthly prices provide annualized narrow-service monetary anchors; they are not full-contract prices. ([blockimaging.com](https://www.blockimaging.com/blog/bid/xx.xx/what-s-included-in-imaging-equipment-preventative-maintenance-really))
- Evidence informing forecast-year allocation inputs; displayed values and growth are calculated: Published PM-only monthly prices provide annualized narrow-service monetary anchors; they are not full-contract prices. ([blockimaging.com](https://www.blockimaging.com/blog/bid/xx.xx/what-s-included-in-imaging-equipment-preventative-maintenance-really))
- Evidence informing base-year allocation inputs; displayed values and growth are calculated: Separately offered PM-only pricing constrains the relative-payment assumption for narrower coverage. ([blockimaging.com](https://www.blockimaging.com/blog/bid/xx.xx/what-s-included-in-imaging-equipment-preventative-maintenance-really))
- Evidence informing forecast-year allocation inputs; displayed values and growth are calculated: Separately offered PM-only pricing constrains the relative-payment assumption for narrower coverage. ([blockimaging.com](https://www.blockimaging.com/blog/bid/xx.xx/what-s-included-in-imaging-equipment-preventative-maintenance-really))

12. X-ray equipment performance surveys
    - Evidence informing base-year allocation inputs; displayed values and growth are calculated: A public healthcare provider separately offers equipment-performance surveys, corroborating an assessment deliverable without measuring its market share. ([uhb.nhs.uk](https://www.uhb.nhs.uk/services/radiation-protection/x-ray-equipment-performance-surveys/))
    - Evidence informing forecast-year allocation inputs; displayed values and growth are calculated: A public healthcare provider separately offers equipment-performance surveys, corroborating an assessment deliverable without measuring its market share. ([uhb.nhs.uk](https://www.uhb.nhs.uk/services/radiation-protection/x-ray-equipment-performance-surveys/))
13. High-Tech Medical Equipment: VA Has Opportunities to Improve Its Acquisition of Maintenance Services
    - Evidence informing base-year allocation inputs; displayed values and growth are calculated: Procurement-selected imaging service obligations and access constraints provide an OEM-retention counterweight, not a global maintenance share. ([gao.gov](https://www.gao.gov/assets/gao-xx.xx-xx.xx.pdf))
    - Evidence informing forecast-year allocation inputs; displayed values and growth are calculated: Procurement-selected imaging service obligations and access constraints provide an OEM-retention counterweight, not a global maintenance share. ([gao.gov](https://www.gao.gov/assets/gao-xx.xx-xx.xx.pdf))
    - Evidence informing base-year allocation inputs; displayed values and growth are calculated: Bounded third-party access-delay examples qualify frictionless substitution assumptions without establishing universal unsuitability. ([gao.gov](https://www.gao.gov/assets/gao-xx.xx-xx.xx.pdf))
    - Evidence informing forecast-year allocation inputs; displayed values and growth are calculated: Bounded third-party access-delay examples qualify frictionless substitution assumptions without establishing universal unsuitability. ([gao.gov](https://www.gao.gov/assets/gao-xx.xx-xx.xx.pdf))
    - Evidence informing base-year allocation inputs; displayed values and growth are calculated: Inspected route counts include xx.xx standalone contracts; the selected federal sample is adjusted rather than treated as Global spending prevalence.
    - Evidence informing forecast-year allocation inputs; displayed values and growth are calculated: Inspected route counts include xx.xx standalone contracts; the selected federal sample is adjusted rather than treated as Global spending prevalence.
    - Evidence informing base-year allocation inputs; displayed values and growth are calculated: Forty-two HTME and four Federal Supply Schedule orders supply the identifiable agreement-order count for a modeled relative-value bridge.
    - Evidence informing forecast-year allocation inputs; displayed values and growth are calculated: Forty-two HTME and four Federal Supply Schedule orders supply the identifiable agreement-order count for a modeled relative-value bridge.
14. Transcript: Final Guidance: Remanufacturing of Medical Devices, September 10, 2024
    - Evidence informing base-year allocation inputs; displayed values and growth are calculated: Manufacturer and third-party servicing roles depend on the particular device, supporting asset-specific attribution. ([fda.gov](https://www.fda.gov/media/xx.xx/download?attachment=))
    - Evidence informing forecast-year allocation inputs; displayed values and growth are calculated: Manufacturer and third-party servicing roles depend on the particular device, supporting asset-specific attribution. ([fda.gov](https://www.fda.gov/media/xx.xx/download?attachment=))
    - Evidence informing base-year allocation inputs; displayed values and growth are calculated: An OEM can service another entity's device as a third-party servicer. ([fda.gov](https://www.fda.gov/media/xx.xx/download?attachment=))
    - Evidence informing forecast-year allocation inputs; displayed values and growth are calculated: An OEM can service another entity's device as a third-party servicer. ([fda.gov](https://www.fda.gov/media/xx.xx/download?attachment=))

15. Multi-vendor services

- Evidence informing base-year allocation inputs; displayed values and growth are calculated: The advertised Philips and non-Philips service scope demonstrates why corporate identity alone cannot establish OEM attribution.
([usa.philips.com](https://www.usa.philips.com/healthcare/service/healthcare-multi-vendor-services))
- Evidence informing forecast-year allocation inputs; displayed values and growth are calculated: The advertised Philips and non-Philips service scope demonstrates why corporate identity alone cannot establish OEM attribution.
([usa.philips.com](https://www.usa.philips.com/healthcare/service/healthcare-multi-vendor-services))
- Evidence informing base-year allocation inputs; displayed values and growth are calculated: Non-Philips equipment servicing establishes a commercial cross-manufacturer role, not its revenue proportion.
([usa.philips.com](https://www.usa.philips.com/healthcare/service/healthcare-multi-vendor-services))
- Evidence informing forecast-year allocation inputs; displayed values and growth are calculated: Non-Philips equipment servicing establishes a commercial cross-manufacturer role, not its revenue proportion.
([usa.philips.com](https://www.usa.philips.com/healthcare/service/healthcare-multi-vendor-services))
- Evidence informing base-year allocation inputs; displayed values and growth are calculated: Consolidated support for Philips and non-Philips equipment establishes agreement-level multi-vendor coverage; staffing scale and parts access do not measure penetration.
- Evidence informing forecast-year allocation inputs; displayed values and growth are calculated: Consolidated support for Philips and non-Philips equipment establishes agreement-level multi-vendor coverage; staffing scale and parts access do not measure penetration.

16. San Bernardino County - File 11902: Asset Management Agreement with Renovo Solutions LLC for Maintenance Services

- Evidence informing base-year allocation inputs; displayed values and growth are calculated: The approved 2025 three-year, xx.xx-asset agreement supplies a monetary third-party purchasing counterexample; approved value is not realized annual revenue.
([sanbernardino.legistar.com](https://sanbernardino.legistar.com/LegislationDetail.aspx?GUID=06EA5122-33FD-472E-B939-A8FA6E015FEB&ID=xx.xx&Options=&Search=))
- Evidence informing forecast-year allocation inputs; displayed values and growth are calculated: The approved 2025 three-year, xx.xx-asset agreement supplies a monetary third-party purchasing counterexample; approved value is not realized annual revenue.
([sanbernardino.legistar.com](https://sanbernardino.legistar.com/LegislationDetail.aspx?GUID=06EA5122-33FD-472E-B939-A8FA6E015FEB&ID=xx.xx&Options=&Search=))
- Evidence informing base-year allocation inputs; displayed values and growth are calculated: The public agreement combines scheduled maintenance, repairs and parts, supporting combined purchased obligations.
([sanbernardino.legistar.com](https://sanbernardino.legistar.com/LegislationDetail.aspx?GUID=06EA5122-33FD-472E-B939-A8FA6E015FEB&ID=xx.xx&Options=&Search=))
- Evidence informing forecast-year allocation inputs; displayed values and growth are calculated: The public agreement combines scheduled maintenance, repairs and parts, supporting combined purchased obligations.
([sanbernardino.legistar.com](https://sanbernardino.legistar.com/LegislationDetail.aspx?GUID=06EA5122-33FD-472E-B939-A8FA6E015FEB&ID=xx.xx&Options=&Search=))

17. Radiation Protection in Newer Medical Imaging Techniques: PET/CT - Safety Reports Series No. 58

- Evidence informing forecast-year allocation inputs; displayed values and growth are calculated: The 2008 commercial equipment-sales discussion supports historical standalone-to-hybrid substitution, not a current maintenance share or retirement rate.
([www-pub.iaea.org](https://www-pub.iaea.org/MTCD/Publications/PDF/pub1343_web.pdf))
- Evidence informing forecast-year allocation inputs; displayed values and growth are calculated: Historical PET/CT equipment adoption supplies a directional substitution premise, not contemporary service revenue.
([www-pub.iaea.org](https://www-pub.iaea.org/MTCD/Publications/PDF/pub1343_web.pdf))

18. Nexaris-At the nexus of treatment innovation

    · Evidence informing base-year allocation inputs; displayed values and growth are calculated: Named Angio-CT and Angio-MR-CT offerings corroborate integrated interventional configurations, not their maintenance terms, installed count or revenue.
    ([siemens-healthineers.com](https://www.siemens-healthineers.com/angio/nexaris-therapy-suites))

    · Evidence informing forecast-year allocation inputs; displayed values and growth are calculated: Named Angio-CT and Angio-MR-CT offerings corroborate integrated interventional configurations, not their maintenance terms, installed count or revenue.
    ([siemens-healthineers.com](https://www.siemens-healthineers.com/angio/nexaris-therapy-suites))

19. Development of Applications for the Elmammo Avant Class Dedicated Breast PET System

    · Evidence informing base-year allocation inputs; displayed values and growth are calculated: Ten dedicated-PET installations reported by August 2017 establish dated niche commercial activity, not current worldwide stock.
    ([shimadzu.com](https://www.shimadzu.com/about/magazine/tec_news/srv74_12/report08.html))

    · Evidence informing forecast-year allocation inputs; displayed values and growth are calculated: Ten dedicated-PET installations reported by August 2017 establish dated niche commercial activity, not current worldwide stock.
    ([shimadzu.com](https://www.shimadzu.com/about/magazine/tec_news/srv74_12/report08.html))

20. Release of High-Resolution PET System PositView Utilizing High Resolution to Support Research and Development into Diagnosis and Early Treatment for Dementia

    · Evidence informing base-year allocation inputs; displayed values and growth are calculated: The July xx.xx 2025 U.S. marketing announcement provides counterevidence to treating all standalone PET activity as declining legacy systems; maintenance adoption remains unmeasured.
    ([shimadzu-usa.com](https://www.shimadzu-usa.com/news/2025/2025jul25.html))

    · Evidence informing forecast-year allocation inputs; displayed values and growth are calculated: The July xx.xx 2025 U.S. marketing announcement provides counterevidence to treating all standalone PET activity as declining legacy systems; maintenance adoption remains unmeasured.
    ([shimadzu-usa.com](https://www.shimadzu-usa.com/news/2025/2025jul25.html))

21. DIrectory of RAdiotherapy Centres (DIRAC)

    · Evidence informing base-year allocation inputs; displayed values and growth are calculated: Current registry footprint exceeds xx.xx radiotherapy centres; this constrains the assumed treatment-planning customer pool but does not report 2025 simulator stocks or maintenance revenue.

    · Evidence informing forecast-year allocation inputs; displayed values and growth are calculated: Current registry footprint exceeds xx.xx radiotherapy centres; this constrains the assumed treatment-planning customer pool but does not report 2025 simulator stocks or maintenance revenue.

22. Maintenance of the Somatom Definition AS CT simulator from Siemens

    · Evidence informing forecast-year allocation inputs; displayed values and growth are calculated: CT-simulator maintenance was awarded September xx.xx 2026 for EUR xx.xx. Unknown contract duration prevents conversion into annual spending; the award supports a distinct purchased planning-asset obligation.

23. Canadian Medical Imaging Inventory 2022-2023: Provincial and Territorial Overview
    - Evidence informing base-year allocation inputs; displayed values and growth are calculated: Reported hospital and private-facility site types constrain buyer attribution, with explicit regional and classification limitations.
    - Evidence informing forecast-year allocation inputs; displayed values and growth are calculated: Reported hospital and private-facility site types constrain buyer attribution, with explicit regional and classification limitations.
    - Evidence informing base-year allocation inputs; displayed values and growth are calculated: Private-site participation supplies an outpatient calibration lead; private ownership is not equated automatically with imaging-centre status.
    - Evidence informing forecast-year allocation inputs; displayed values and growth are calculated: Private-site participation supplies an outpatient calibration lead; private ownership is not equated automatically with imaging-centre status.
    - Evidence informing base-year allocation inputs; displayed values and growth are calculated: Modality-specific 2022-2023 age distributions supply observed inputs to the explicitly assumed age-to-support-endpoint bridge.
    - Evidence informing forecast-year allocation inputs; displayed values and growth are calculated: Modality-specific 2022-2023 age distributions supply observed inputs to the explicitly assumed age-to-support-endpoint bridge.
    - Evidence informing base-year allocation inputs; displayed values and growth are calculated: Older-equipment distributions constrain the beyond-support model but do not directly measure manufacturer support withdrawal.
    - Evidence informing forecast-year allocation inputs; displayed values and growth are calculated: Older-equipment distributions constrain the beyond-support model but do not directly measure manufacturer support withdrawal.
24. MLN909060 - Independent Diagnostic Testing Facility, February 2026
    - Evidence informing forecast-year allocation inputs; displayed values and growth are calculated: Official mobile-IDTF distinctions separate clinical operators from equipment/personnel leasing and establish a maintenance responsibility, not an outsourcing percentage.
25. Maintenance service agreements
    - Evidence informing base-year allocation inputs; displayed values and growth are calculated: Approximately xx.xx% remotely resolved corrective cases constrain channel assumptions but cannot be substituted for remote-only spending.
    - Evidence informing forecast-year allocation inputs; displayed values and growth are calculated: Approximately xx.xx% remotely resolved corrective cases constrain channel assumptions but cannot be substituted for remote-only spending.
    - Evidence informing base-year allocation inputs; displayed values and growth are calculated: RightFit combines field and remote expertise under customizable agreements, supporting an inseparable integrated-obligation category.
    - Evidence informing forecast-year allocation inputs; displayed values and growth are calculated: RightFit combines field and remote expertise under customizable agreements, supporting an inseparable integrated-obligation category.
    - Evidence informing base-year allocation inputs; displayed values and growth are calculated: Field-engineer access remains part of the commercial offering; remote resolution does not eliminate purchased attendance obligations.
    - Evidence informing forecast-year allocation inputs; displayed values and growth are calculated: Field-engineer access remains part of the commercial offering; remote resolution does not eliminate purchased attendance obligations.

26. Portable Ultrasound Repair Depot
    - Evidence informing base-year allocation inputs; displayed values and growth are calculated: Accepted portable ultrasound systems are repaired at a service centre, supporting a system-level depot channel with eligibility and repaired-portion limits.
    - Evidence informing forecast-year allocation inputs; displayed values and growth are calculated: Accepted portable ultrasound systems are repaired at a service centre, supporting a system-level depot channel with eligibility and repaired-portion limits.
    - Evidence informing base-year allocation inputs; displayed values and growth are calculated: Flat-rate repair for eligible jobs establishes event-specific pricing, while excluded cases receive alternative quotations; adoption is not disclosed.
    - Evidence informing forecast-year allocation inputs; displayed values and growth are calculated: Flat-rate repair for eligible jobs establishes event-specific pricing, while excluded cases receive alternative quotations; adoption is not disclosed.
27. Managed Neutral Vendor Services
    - Evidence informing forecast-year allocation inputs; displayed values and growth are calculated: The managed framework runs January xx.xx 2026-January xx.xx 2030 and requires mini-competition. It supports route availability, not realized maintenance revenue or guaranteed continuation to 2032.
28. TruPay - GE HealthCare commercial brochure
    - Evidence informing base-year allocation inputs; displayed values and growth are calculated: The official brochure has a fixed first-xx.xx-patient price plus further usage slabs, supporting minimum-plus-variable classification when both components apply.
    - Evidence informing forecast-year allocation inputs; displayed values and growth are calculated: The official brochure has a fixed first-xx.xx-patient price plus further usage slabs, supporting minimum-plus-variable classification when both components apply.
    - Evidence informing base-year allocation inputs; displayed values and growth are calculated: The explicit minimum payment constrains the pure Usage-Based Fees numerator; a pay-per-use promotional label does not independently establish variable-only billing.
    - Evidence informing forecast-year allocation inputs; displayed values and growth are calculated: The explicit minimum payment constrains the pure Usage-Based Fees numerator; a pay-per-use promotional label does not independently establish variable-only billing.
29. Flexible Multi-Vendor Medical Imaging Equipment Service
    - Evidence informing base-year allocation inputs; displayed values and growth are calculated: A disclosed Time & Materials option supports a separate input-charged commercial route without reporting realized revenue or exact customer terms.
    - Evidence informing forecast-year allocation inputs; displayed values and growth are calculated: A disclosed Time & Materials option supports a separate input-charged commercial route without reporting realized revenue or exact customer terms.
    - Evidence informing base-year allocation inputs; displayed values and growth are calculated: Advertised post-OEM-support service corroborates continuing commercial participation beyond manufacturer support, but not universal model eligibility.
    - Evidence informing forecast-year allocation inputs; displayed values and growth are calculated: Advertised post-OEM-support service corroborates continuing commercial participation beyond manufacturer support, but not universal model eligibility.

21. Competitive Landscape

21.1. Market Share Analysis, 2025

Competitive positioning is determined by the equipment and responsibility a supplier can actually accept. [redacted] A mixed-fleet buyer can seek a consolidated interface, but should compare the accepted assets and escalation responsibilities rather than treat the supplier's corporate category as proof of eligibility.

Account access also depends on what the operator wants to retain. GE HealthCare's Unite offering supports an internal engineering team; Intelas offers embedded and hybrid engineering relationships; and PartsSource coordinates event-based service and supplemental labor through a provider network. [redacted]

Acquisition-built and multi-modality platforms broaden the set of potential fleet suppliers. [redacted] Buyers should distinguish the accountable lead from any specialist or partner delivery and preserve exclusions at asset level.

Canadian alternatives illustrate the difference between fleet breadth and specialization. BCL X-Ray Canada Inc. advertises tailored multi-vendor agreements and support for older equipment. [redacted]

[redacted]

▪▪▪▪▪▪▪▪▪▪ ▪▪▪▪▪▪▪▪▪▪▪ ▪▪▪▪▪▪▪▪ ▪▪▪ ▪▪▪▪▪▪▪▪▪▪ ▪▪▪▪▪▪▪ These distinctions support separate equipment-specific quotations and narrower service lots. Brand specialization can make a proposal relevant without independently establishing OEM authorization, nationwide fulfillment, or equivalence to a manufacturer agreement.

In South America, Aries Ingeniería en Imágenes Médicas advertises Siemens MRI and Siemens and GE CT support, Medical Care offers multibrand CT maintenance, and INSMETAR S.A.▪▪ ▪▪▪▪▪▪▪▪▪▪ ▪▪▪▪▪▪▪▪▪▪▪ ▪▪▪ ▪▪▪▪▪▪▪ ▪▪▪ ▪▪▪▪▪ ▪▪▪▪▪▪▪▪▪▪▪▪▪▪▪ ▪▪▪▪▪▪▪▪▪▪ ▪▪▪▪▪▪▪▪▪▪▪▪▪ ▪▪▪▪▪ ▪▪▪▪▪▪▪▪▪▪ ▪▪▪▪▪▪▪▪▪ ▪▪▪▪▪ ▪▪▪▪▪▪▪ ▪▪▪▪▪▪▪▪▪▪ ▪▪▪ ▪▪▪▪▪▪▪▪▪▪ ▪▪▪▪▪▪▪ ▪▪▪▪▪▪▪▪▪ ▪▪▪▪▪ ▪▪▪▪ ▪▪▪▪▪▪▪▪ ▪▪▪▪▪▪▪▪▪▪▪ ▪▪▪▪▪▪▪▪▪▪ ▪▪▪▪ ▪▪▪ ▪▪▪▪▪▪▪▪▪▪▪▪▪▪▪▪ ▪▪▪▪▪▪▪▪▪ ▪▪▪▪▪▪▪ ▪▪▪▪▪▪▪▪ ▪▪▪▪▪▪▪ ▪▪▪ ▪▪▪▪▪▪▪ ▪▪▪▪ ▪▪▪▪▪▪▪▪ ▪▪ ▪▪▪ ▪▪▪▪▪▪▪▪ ▪▪▪▪▪ ▪▪▪ ▪▪▪▪▪▪▪▪▪ ▪▪▪▪▪▪▪▪▪ ▪▪▪▪▪▪▪▪▪ ▪▪ ▪▪▪▪ ▪▪ ▪▪▪▪▪▪▪▪ These are locally differentiated alternatives: a regional commitment and covered component schedule should govern the award, not a geographic marketing label.

▪▪ ▪▪▪▪▪▪▪▪▪ ▪▪▪▪▪▪▪▪ ▪▪▪▪▪▪▪ ▪▪▪▪▪▪▪ ▪▪▪▪▪▪▪ ▪▪▪▪ ▪▪▪▪▪▪▪▪▪▪ ▪▪▪▪▪▪▪▪▪▪▪▪▪▪▪ ▪▪▪ ▪▪▪▪▪▪▪▪▪▪ ▪▪▪▪▪▪▪▪▪▪ ▪▪▪▪▪▪▪▪▪▪ ▪▪▪ ▪▪▪▪▪▪▪▪▪ ▪▪▪▪▪▪▪ ▪▪▪▪▪▪ ▪▪ ▪▪▪ ▪▪▪▪▪▪▪▪▪ ▪▪▪ ▪▪▪ ▪▪▪▪▪▪▪ ▪▪▪▪▪▪ ▪▪▪▪▪▪▪▪▪▪▪▪▪▪▪▪▪▪ ▪▪▪▪▪▪▪▪▪ ▪▪▪▪▪▪▪▪▪ ▪▪▪▪▪▪▪▪▪ ▪▪▪▪▪ ▪▪▪▪▪▪▪▪▪ ▪▪▪▪▪▪▪▪▪▪▪▪▪▪▪▪▪▪ ▪▪▪▪▪▪▪ ▪▪▪▪▪▪▪ ▪▪ ▪▪▪▪▪ ▪▪▪▪▪▪▪▪▪▪ ▪▪▪▪▪▪▪▪▪▪▪ ▪▪▪ ▪▪▪▪▪▪▪▪▪▪▪ ▪▪▪▪▪▪▪▪▪▪▪ ▪▪▪▪▪▪▪▪▪▪▪ ▪▪▪▪▪▪▪▪▪▪▪ ▪▪▪▪▪▪▪ ▪▪▪▪▪▪▪▪ ▪▪▪▪▪▪▪▪▪▪▪▪▪▪ In continental Europe, inftech GmbH and VeMed GmbH present CT/MRI-oriented service, while Medikol describes post-warranty scanner support. A specialist can compete for a defined equipment requirement without replicating an enterprise engineering program; the buyer retains coordination when separate suppliers cover the fleet.

North African routes include equipment-linked service and separate technical providers. Vicenne's imaging-maintenance proposition is presented through SCRIM; T2S Group distinguishes maintenance-offering Techniques Science Santé from imaging distributor IM Alliance; EquiMedix offers imaging-related technical maintenance; Modern Systems names preventive and corrective support for imaging equipment in Egypt; and CIDIS connects distribution, installation, and maintenance in Algeria. ▪▪▪ ▪ ▪▪▪▪▪▪▪▪▪▪▪ ▪▪ ▪▪▪▪▪▪ ▪▪▪ ▪▪▪▪▪▪ ▪▪▪▪▪▪▪▪▪▪ ▪▪ ▪▪▪ ▪▪▪▪▪ ▪▪▪▪▪▪▪▪▪▪▪ ▪▪▪▪▪▪▪▪▪ ▪▪▪▪▪▪▪ ▪▪▪▪▪▪▪▪▪▪▪▪▪▪▪ ▪▪▪ ▪▪▪ ▪▪▪▪▪▪▪▪▪▪ ▪▪▪▪▪▪▪▪▪▪▪▪▪ ▪▪▪ ▪▪▪ ▪▪▪▪▪▪ ▪▪▪▪▪▪▪ ▪▪▪▪▪▪▪▪ ▪▪▪▪▪▪▪ ▪▪▪▪▪▪▪▪▪▪

Sub-Saharan African offerings demonstrate why advertised reach must remain separate from local contracting. ▪▪▪ ▪▪▪▪▪▪▪▪▪▪▪▪ ▪▪▪▪▪▪▪▪ ▪▪▪▪▪▪▪ ▪▪▪▪▪▪▪▪▪▪▪▪▪▪▪▪▪▪ ▪▪▪▪▪▪▪▪ ▪▪▪ ▪▪▪▪▪▪▪▪ ▪▪▪▪▪▪▪▪▪ ▪▪▪ ▪▪▪▪▪▪▪▪▪ ▪▪▪▪▪▪▪▪ ▪▪▪▪▪▪▪▪ ▪▪▪▪▪▪▪▪▪▪ ▪▪▪▪▪▪▪▪▪ ▪▪▪▪▪▪▪▪▪▪▪▪▪▪▪ ▪▪▪▪▪▪▪▪▪▪▪ ▪▪ ▪▪▪▪▪▪▪ ▪▪▪▪ ▪▪▪▪▪▪▪▪ ▪▪▪▪▪▪▪▪ ▪ ▪▪▪▪▪▪▪▪ ▪▪▪▪▪▪▪▪ ▪▪▪▪▪▪▪▪▪▪▪ ▪▪▪▪ ▪ ▪▪▪▪▪▪▪▪▪▪▪ ▪▪▪▪▪▪▪▪▪ ▪▪▪▪▪▪▪▪▪ ▪▪▪▪▪ ▪▪▪▪▪▪▪▪▪▪ ▪▪▪▪▪▪ ▪▪▪▪▪▪▪▪▪▪ ▪▪▪▪▪▪▪▪▪ ▪▪▪▪ ▪▪▪▪▪▪▪▪▪▪▪▪ ▪▪▪▪ ▪▪▪▪▪▪ ▪▪▪▪▪ ▪▪▪▪▪▪▪▪ ▪▪▪▪▪▪▪▪▪▪ ▪▪▪▪▪▪▪▪▪▪ ▪▪▪▪▪▪▪▪ ▪▪▪▪▪▪▪▪ ▪▪▪▪▪▪▪ ▪▪▪▪ ▪▪▪▪ ▪▪▪▪▪▪ ▪▪▪▪ ▪▪ ▪▪▪▪▪▪▪▪▪▪ ▪▪▪▪▪▪▪▪▪ ▪▪▪ ▪▪▪▪ ▪▪▪▪▪▪▪▪ ▪▪▪▪▪▪▪▪▪▪ ▪▪▪▪▪▪ ▪▪ ▪▪▪▪▪▪▪▪▪▪▪▪ These routes can contribute local delivery, but a cross-border statement does not establish an active local contract, dispatch commitment, or permission for every asset.

▪▪▪▪▪▪▪▪▪▪▪▪▪▪▪▪▪▪ ▪▪▪▪▪▪▪▪ ▪▪▪▪▪▪▪▪ ▪▪▪▪ ▪▪▪▪▪▪▪▪ ▪▪▪▪ ▪▪▪▪▪▪▪▪▪▪▪ ▪▪▪▪▪▪▪ ▪▪▪▪▪▪▪▪▪▪ ▪▪ ▪▪▪▪▪▪▪▪ ▪▪▪▪▪▪▪▪ ▪▪▪▪▪ ▪▪▪▪▪▪▪▪▪ ▪▪▪▪▪▪▪▪▪▪▪▪▪▪▪▪▪▪ ▪▪▪▪▪▪▪▪▪▪▪▪

[illegible] MRS Medikal Onarım Servisi advertises Philips-system maintenance in Turkey, but brand-focused repair language does not independently establish authorized-manufacturer status. Buyers should compare the actual local service entitlement and escalation owner rather than equate every equipment-linked supplier with direct OEM contracting.

Asian and Australasian alternatives are similarly country- and equipment-specific. [illegible] None of these relationships should be treated as transferable maintenance permission throughout a wider region.

Figure 36. Global Medical Imaging Equipment Maintenance Services Market Share, by Key Player, 2025

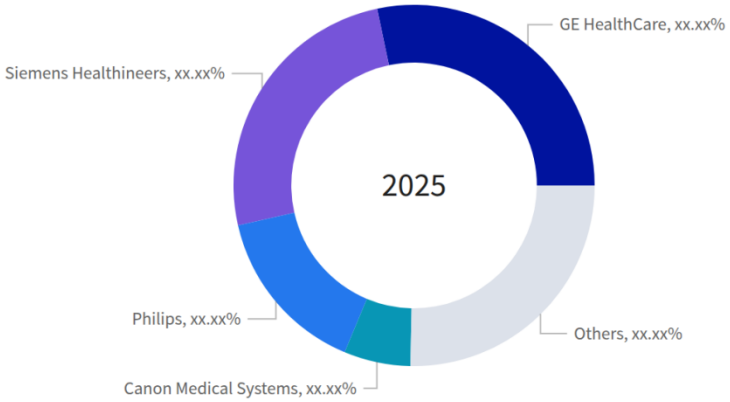

Table 576. Global Medical Imaging Equipment Maintenance Services Market Share, by Key Player, 2025

Key Player	Share (%)
Abtahi Engineering Technology	xx.xx
Acertara Acoustic Laboratories, LLC	xx.xx
Advanced Medical Imaging Solutions	xx.xx
Advanced Technology Company K.S.C.P.	xx.xx
Agenor Mantenimientos	xx.xx
Agfa NV	xx.xx
Agiliti	xx.xx
Al Mazroui Medical Group	xx.xx

Table 576 - continued

Key Player	Share (%)
Al-Badr Company	xx.xx
Al-Bahja for Supplying & Maintaining Medical Equipment Company Ltd.	xx.xx
Al-Mimar Group	xx.xx
Alkan Medical	xx.xx
Allema Medical	xx.xx
Altakassusi Alliance Medical Limited	xx.xx
Althea Group	xx.xx
Altima Diagnostic Imaging Solutions	xx.xx
American Medical Imaging	xx.xx
Ampronix	xx.xx
AMS	xx.xx
Arabian International Healthcare Holding Company	xx.xx
Armedtechnica	xx.xx
Arpamedical	xx.xx
Attieh Medico Ltd.	xx.xx
Avante Health Solutions	xx.xx
Avensys UK Ltd	xx.xx
BCL X-Ray Canada Inc.	xx.xx
BioImaging Services	xx.xx
BPL Medical Technologies Private Limited	xx.xx
Canon Medical Systems	xx.xx
Carestream Health, Inc.	xx.xx
Cassling	xx.xx
Catalyst MedTech	xx.xx
Cemtaş Medikal	xx.xx
Christie Innomed	xx.xx
CIDIS	xx.xx
CMS Imaging, Inc.	xx.xx
Crown Healthcare	xx.xx
Daravoria Medical	xx.xx
DBI Medical Solutions	xx.xx
Diavant LLC	xx.xx

Table 576 - continued

Key Player	Share (%)
DMS Imaging	xx.xx
DUS Sale, Inc.	xx.xx
Eldan	xx.xx
Electrónica Médica	xx.xx
Elvatrón S.A.	xx.xx
Elzhen	xx.xx
EndoComplete	xx.xx
EntroMedical Healthcare Solutions	xx.xx
Ergéa Group	xx.xx
Esaote	xx.xx
Everything Ultrasound	xx.xx
Faman Tech Corporation	xx.xx
FastMediks	xx.xx
FATRA Medical Equipment Services	xx.xx
FUJIFILM Holdings Corporation	xx.xx
GE HealthCare	xx.xx
Guangdong Shangyao Sangnike	xx.xx
Hilditch Group	xx.xx
HIMEX Corporation	xx.xx
Hologic, Inc.	xx.xx
Hospimed	xx.xx
Hospital Consulting	xx.xx
Huanya Guoji	xx.xx
IASIS Technologies	xx.xx
ICON BIOTRONICS	xx.xx
Imagem Healthcare Solutions	xx.xx
Imagex Medical Ltd	xx.xx
IMATEC	xx.xx
Imex Medical	xx.xx
Imperial Imaging Technology	xx.xx
Ingénierie Biomédicale et Électrique (IBE)	xx.xx
Innovatus Imaging	xx.xx

Table 576 - continued

Key Player	Share (%)
INSMETAR S.A.C.	xx.xx
Intelas	xx.xx
InterMed	xx.xx
Intermed-Pal	xx.xx
ISS Solutions	xx.xx
JNC International Limited	xx.xx
Kaisixuanda	xx.xx
KEI Medical Imaging Services	xx.xx
Kirloskar Technologies Pvt. Ltd.	xx.xx
Levant Inc.	xx.xx
Level One Imaging Solutions	xx.xx
Lighthouse Medical	xx.xx
Link Medical Systems	xx.xx
Lomaen Medical (Pty) Ltd	xx.xx
Med-X Medical Systems	xx.xx
MEDFORD	xx.xx
Mediark	xx.xx
Medical Equipment and Ancillary Services (MEANS)	xx.xx
Medicare Solutions	xx.xx
Medikol	xx.xx
MEDIMAGE MEDICAL SYSTEMS COTE D'IVOIRE	xx.xx
Mediquipment Limited	xx.xx
Mediso	xx.xx
Medisolve	xx.xx
Medistus Limited	xx.xx
Meditech	xx.xx
Meditel Healthcare Group	xx.xx
Megascope Healthcare Ltd	xx.xx
MEMS Imaging	xx.xx
Mindray	xx.xx
MIS Healthcare	xx.xx
Modality Group Limited	xx.xx

Table 576 - continued

Key Player	Share (%)
Modern Systems	xx.xx
MOSEL	xx.xx
MRS Medikal Onarım Servisi	xx.xx
MXR Imaging	xx.xx
NAROGE MEDICAL & SERVICES SARL	xx.xx
Nordic Service Group	xx.xx
Ocean Medic	xx.xx
Pacific Diagnostics	xx.xx
Pantanal Medical Service	xx.xx
PartsSource	xx.xx
Perfect Business LLC	xx.xx
Phantom Healthcare IND Private Limited	xx.xx
Philips	xx.xx
ProbeLogic	xx.xx
Probo Medical	xx.xx
Promed	xx.xx
Promoción Medica, S.A.	xx.xx
QMS Medical	xx.xx
Quest Asia Technologies Pte. Ltd.	xx.xx
Radiographics SAS	xx.xx
Radon Medical Imaging	xx.xx
RENOVO Solutions	xx.xx
Revitech	xx.xx
RS&A	xx.xx
Sanrad Medical Systems Private Limited	xx.xx
Santax Medico	xx.xx
Sayun Medical Corporation	xx.xx
Scientific & Medical Equipment House Company	xx.xx
Serv Imagem	xx.xx
Shimadzu Corporation	xx.xx
Siemens Healthineers	xx.xx
SIUN LLC	xx.xx

Table 576 - continued

Key Player	Share (%)
Sodexo	xx.xx
SSEM Mthembu Medical (Pty) Ltd	xx.xx
Star lucent Medical	xx.xx
Sun Care Co. Ltd.	xx.xx
Systems for Projects & Maintenance (SPM)	xx.xx
T-Biotech	xx.xx
T2S Group	xx.xx
Techno Medical	xx.xx
TecnicaMed	xx.xx
Tecnoimagen	xx.xx
Tenacore	xx.xx
The Intuitive Biomedical Solution, Inc.	xx.xx
Tihama Tractors & Engineering Co. Ltd.	xx.xx
TQMS Sp. z o.o.	xx.xx
Tromp Medical	xx.xx
Unison Healthcare Group	xx.xx
United Imaging	xx.xx
Vicenne	xx.xx
Wimagenes S.R.L.	xx.xx
xx.xx	xx.xx
Youssef Allam	xx.xx
Zahrawi Group	xx.xx
Zamedi Diagnostics & Instruments Ltd	xx.xx
Zelin Medical Systems	xx.xx
Ziehm Imaging	xx.xx
Others	xx.xx

Sources & Evidence

1. Unite In-House Service Solutions

   · Unite establishes a manufacturer-backed route supporting retained internal maintenance rather than complete labor outsourcing. ([gehealthcare.com](https://www.gehealthcare.com/en/services/unite-in-house))

   · Evidence informing base-year company-share estimates: Unite excludes included on-site and planned-maintenance labor, supporting exclusion of retained internal labor from the company numerator. ([gehealthcare.com](https://www.gehealthcare.com/en/services/unite-in-house))

2. Multi-vendor services
   · Philips advertises maintenance for Philips and non-Philips equipment and consolidated service accountability.
   ([usa.philips.com](https://www.usa.philips.com/healthcare/service/healthcare-multi-vendor-services))
   · Evidence informing base-year company-share estimates: The cross-vendor proposition and more than xx.xx field specialists support a manufacturer-led third-party service role, not its revenue share.
   ([usa.philips.com](https://www.usa.philips.com/healthcare/service/healthcare-multi-vendor-services))
3. HTM Models - Intelas
   · The differentiated HTM models establish alternatives for continuing program responsibility and supplemental delivery, not a single outsourcing obligation.
   ([intelashealth.com](https://www.intelashealth.com/htm-models/))
4. PartsSource's On-Demand Service Solution
   · PartsSource advertises preventive and corrective maintenance and supplemental labor through its On-Demand Service network.
   ([corporate.partssource.com](https://corporate.partssource.com/solution/on-demand-service/))
   · Evidence informing base-year company-share estimates: The specific service offering reports more than xx.xx network technicians and describes preventive, corrective and supplemental work across biomedical and imaging equipment; network size is not treated as employee count.
   ([corporate.partssource.com](https://corporate.partssource.com/solution/on-demand-service/))
5. OEM and Third-Party Equipment Support Services | Cassling
   · Cassling advertises Siemens Healthineers OEM service and preventive maintenance, with separate support for selected Hologic, GE HealthCare, and other equipment.
   ([cassling.com](https://www.cassling.com/services/equipment-service))
   · Evidence informing base-year company-share estimates: Cassling distinguishes Siemens Healthineers OEM-linked maintenance from selected other-brand support, supporting the service boundary but not the assumed contracting-principal fraction.
6. SCRIM | Vicenne
   · Vicenne identifies SCRIM's imaging distribution and lifecycle support, including maintenance and technical follow-up. ([vicenne.com](https://vicenne.com/les-filiales/scrim))
7. Radiology Equipment Services | Phantom Healthcare
   · Phantom explicitly advertises annual and comprehensive maintenance for GE MRI and CT equipment across India and identifies Phantom Healthcare IND Private Limited.
   ([phantomhealthcare.com](https://www.phantomhealthcare.com/services.html))
   · Evidence informing base-year company-share estimates: Identifies the Indian service proposition and annual/comprehensive maintenance for GE MRI and CT equipment; broader equipment sales and unrelated overseas entities are not automatically included.
8. Medical Equipment Servicing Australia | ParagonCare
   · The advertised trans-Tasman representation model establishes offered regional support, not transferable permissions throughout a wider region.
   ([paragoncare.com.au](https://paragoncare.com.au/services/service-maintenance/))
9. About Us | Block Imaging
   · Block identifies a brand-agnostic equipment-service role.
   ([blockimaging.com](https://www.blockimaging.com/about-us))
10. Medionics Imaging Limited - Service Support
    · The jointly presented Bangladesh service team supports a local service proposition, not separately established responsibilities for each entity.
    ([medionicsbd.com](https://www.medionicsbd.com/service-support))

11. About Elzhen Company
    - Elzhen describes ultrasound maintenance and repair and identifies itself as part of Lenard Healthcare. ([elzhen.com](https://elzhen.com/about-us))
    - Evidence informing base-year company-share estimates: Reports more than xx.xx institutional customer relationships and a Lenard Healthcare affiliation. These constrain customer-pool scale and ownership attribution, not observed 2025 maintenance revenue. ([elzhen.com](https://elzhen.com/about-us))
12. Medical Imaging Services & Solutions | MXR Imaging
    - MXR's service-contract, maintenance, and repair portfolio supports potential fleet-level comparison without establishing every branch's direct fulfillment. ([mxrimaging.com](https://mxrimaging.com/services/))
13. Diagnostic Imaging Services | InterMed
    - InterMed offers preventive maintenance, corrective repair, fuller agreements, and in-house programs across named imaging modalities. ([intermed1.com](https://intermed1.com/diagnostic-imaging-services/))
    - Evidence informing base-year company-share estimates: The diagnostic-imaging portfolio distinguishes standing maintenance, preventive work, retained-team programs and time-and-material repair from additional advisory services. It supports scope exclusions, not realized revenue. ([intermed1.com](https://intermed1.com/diagnostic-imaging-services/))
14. About Probo Medical | Ultrasound Machines
    - Probo describes acquisition-related expansion of equipment, parts, and service capabilities into CT, MRI, mammography, X-ray, and other modalities. ([probomedical.com](https://www.probomedical.com/company/about-us/))
    - Evidence informing base-year company-share estimates: The company history identifies the Alpha Source acquisition, operations across North America and Europe and more than xx.xx professionals. Its combined equipment, parts, rental, repair and service activities require maintenance-only attribution.
15. Our History - 626
    - xx.xx's history identifies acquired businesses with MRI and multi-modality X-ray and ultrasound service roles, supporting a platform-breadth interpretation rather than universal branch capability. ([weare626.com](https://weare626.com/our-history/))
    - Evidence informing base-year company-share estimates: The acquisition history distinguishes imaging service, equipment sales, parts, installation and biomedical capabilities, supporting exclusions from the modeled maintenance numerator. ([weare626.com](https://weare626.com/our-history/))
16. Medical Equipment Repair & Maintenance Services Canada
    - The Canadian ultrasound-focused service portfolio differs from a whole-fleet or MRI/CT maintenance proposition. ([imagemonitoring.com](https://imagemonitoring.com/service/))
17. BCL X-Ray Canada Inc.
    - BCL X-Ray Canada advertises tailored multi-vendor agreements, ultrasound loaners, nuclear-medicine and MRI support, and support for older equipment. Its breadth remains an offered scope, not universal asset acceptance. ([bclxray.ca](https://www.bclxray.ca/))
    - Evidence informing base-year company-share estimates: Separately advertises customized maintenance agreements, component service and new equipment sales, supporting the imaging-service attribution and exclusions.
    - Evidence informing base-year company-share estimates: The offered modality breadth does not establish universal equipment acceptance or the modeled annual workload.
18. MRI & CT Scanner Repair Canada | GE & Siemens Service - Scanova Technologies
    - Scanova advertises GE and Siemens MRI and CT repair, maintenance, and service agreements in Canada, supporting an equipment- and brand-focused comparison. (scanovatech.com)
19. Radiology Equipment Service & Support | Nuon Imaging
    - Nuon presents a Canadian radiology-equipment service-and-support offering, supporting a regional equipment-service role without establishing whole-fleet equivalence. ([nuonimaging.ca](https://nuonimaging.ca/service-and-support/))

20. Simedic - Nuestros servicios
    - Simedic advertises preventive and corrective maintenance for imaging equipment, supporting a Mexican multi-modality service proposition rather than equipment sales alone. ([simedic.mx](https://simedic.mx/Nuestros-servicios/))
21. Biomedica Sanmartin, S.A. de C.V.
    - Biomedica Sanmartin offers preventive and corrective maintenance and identifies CT, X-ray, ultrasound, and mammography equipment within its technical scope. (bsmdemexico.com)
22. MOSEL - Venta y Soporte de Equipos de Imagenología Médica | Guadalajara
    - MOSEL advertises preventive maintenance and corrective repair for X-ray, CT, mammography, and densitometry equipment in Mexico. (mosel.mx)
    - Evidence informing base-year company-share estimates: Reports more than xx.xx equipment installations and offers imaging-equipment maintenance. The cumulative installed count anchors the cohort proxy, not annual service revenue or current contracted assets. (mosel.mx)
23. Mantenimiento y venta de equipo médico | Allema Medical
    - Allema identifies a Mexican imaging-maintenance business with a Siemens technology specialization. The company statement does not independently establish OEM authorization. (allemamedical.com)
    - Evidence informing base-year company-share estimates: Distinguishes maintenance packages with different labor and parts obligations and identifies Allema as an independent provider. This supports a scope adjustment but does not measure its numerical discount or plan mix. (allemamedical.com)
24. Rinnos - Respuesta innovadora de servicios
    - Rinnos focuses on MRI support and identifies a network of third-party providers for associated requirements, supporting a distinct coordination boundary. (rinnos.com)
25. RetoMeditech
    - RetoMeditech describes a Mexican imaging-equipment sales, service, and maintenance business. The page establishes an advertised role rather than a current customer award. ([retomeditech.com](https://www.retomeditech.com/about.html))
26. Aries Ingeniería en Imágenes Médicas
    - Aries advertises Siemens MRI support, Siemens and GE CT support, preventive and corrective maintenance, and on-demand service from Argentina. ([aries.com.ar](https://www.aries.com.ar/))
27. Serviços Medical Care
    - Medical Care's service offering includes preventive and corrective maintenance and contracts for multibrand CT equipment. ([medicalcare.med.br](https://medicalcare.med.br/servicos))
28. Insmetar
    - INSMETAR advertises maintenance and repair for named radiodiagnostic equipment, supporting an equipment-service comparison without establishing every regional contract. (insmetar.com.pe)
29. Distriservices Xray healthcare colombia
    - Distriservices X-RAY HEALTHCARE COLOMBIA S.A.S advertises preventive and corrective maintenance and repair for imaging equipment. (distriservicesxray.co)
30. mantenimiento y planes - ORIMEC
    - ORIMEC presents GE FIT coverage tiers with different labor and parts obligations and expressly qualifies response by city or region. ([orimec.com.ec](https://www.orimec.com.ec/mantenimiento-y-planes/))
31. Imex Service
    - Imex Service connects maintenance contracts and technical support with Imex Medical's equipment business in Brazil. ([imexmedical.com.br](https://www.imexmedical.com.br/imex-service/))
    - Evidence informing base-year company-share estimates: Identifies a dedicated technical maintenance operation within the broader equipment business, supporting separation of paid maintenance from equipment and adjacent activity.

32. MIS Healthcare - Support and Maintenance

· MIS Healthcare advertises preventive maintenance and emergency response for diagnostic-imaging systems across the UK and Ireland. Offered reach is not evidence of every local contract. ([mishealthcare.co.uk](https://www.mishealthcare.co.uk/services/support-and-maintenance))

· Evidence informing base-year company-share estimates: MIS describes imaging maintenance and regional engineering delivery across England, Scotland, Wales, and Ireland. This supports the service-footprint model's commercial scope, not its assumed FTE count.

33. Diagnostic imaging equipment maintenance contracts - QMS Medical

· QMS Medical offers diagnostic-imaging maintenance contracts rather than equipment supply alone. ([qms-med.com](https://www.qms-med.com/our-services/service-maintenance-contracts))

· Evidence informing base-year company-share estimates: QMS publishes preventive, corrective, comprehensive, and mixed-fleet imaging maintenance agreements, establishing the modeled service category rather than its revenue.

34. Ultrasound Maintenance and Repair Services | Avensys

· Avensys advertises ultrasound maintenance, repair, planned maintenance, and service contracts, supporting a narrower ultrasound peer group. ([avensysmedical.co.uk](https://www.avensysmedical.co.uk/ultrasound-maintenance-and-repair-services/))

· Evidence informing base-year company-share estimates: Avensys separately offers ultrasound preventive maintenance and comprehensive contracts with differing parts and transducer inclusions, supporting an imaging-specific service model.

35. About Everything Ultrasound | Trusted Ultrasound Service Experts

· Everything Ultrasound presents an independent ultrasound service and support alternative, without independently establishing comparative performance. ([everythingultrasound.co.uk](https://www.everythingultrasound.co.uk/about))

· Evidence informing base-year company-share estimates: The company describes a startup and identifies technical and commercial leadership. Its founder's earlier business history does not establish predecessor revenue attributable to this company.

36. Portable Ultrasound Service and Repair - Modality

· Modality's named portable-ultrasound service-and-repair offering supports a narrower equipment-repair role rather than enterprise HTM equivalence. ([modality-group.com](https://www.modality-group.com/repair/ultrasound-system-service-and-repair/ultrasound-portable-service/))

37. inftech GmbH - CT/MRT Wartung

· inftech's CT/MRI maintenance page establishes a scanner-focused service offering, not acceptance of every fleet asset. ([inftech-gmbh.de](https://www.inftech-gmbh.de/ctmrtwartung.html))

38. VeMed GmbH - Medizintechnik

· VeMed describes its own field technicians for maintenance and repair and a CT/MRI focus, supporting a scanner-service role distinct from parts supply alone. (vemed.de)

39. Front page - MEDIKOL

· Medikol presents independent post-warranty CT, MRI, and X-ray support in Poland, supporting a lifecycle-specific scanner-service comparison. ([medikol.eu](https://medikol.eu/en/))

· Evidence informing base-year company-share estimates: States that the company maintains more than xx.xx systems for more than xx.xx public and private hospitals and identifies its imaging and accessory portfolio; these undated self-reported counts anchor the fleet model with explicit timing and scope adjustments.

40. Notre groupe - T2S Group

· T2S Group identifies maintenance-offering Techniques Science Santé separately from imaging distributor IM Alliance; the group page does not allocate individual imaging-maintenance contracts. ([t2s.group](https://t2s.group/notre-groupe/))

41. Services - EQUIMEDIX

· EquiMedix publishes Moroccan technical maintenance services connected to MRI, CT, ultrasound, and radiology equipment. ([equimedix.ma](https://equimedix.ma/services/))

42. Medical Imaging Services in Egypt | Modern Systems
    - Modern Systems advertises preventive and corrective imaging maintenance and names CT, MRI, mammography, and other imaging support within an Egypt-linked offering. ([modern-system.org](https://modern-system.org/our-service/))
    - Evidence informing base-year company-share estimates: Establishes an imaging-maintenance offering alongside installation, parts and warranty support, requiring purchased-service exclusions. ([modern-system.org](https://modern-system.org/our-service/))
43. CIDIS - Importation et maintenance de matériel d'imagerie médicale en Algérie
    - CIDIS connects Algerian medical-imaging distribution and installation with maintenance, establishing an equipment-linked service route. (cidis.dz)
44. Technical Services | JNC International Limited
    - JNC International advertises planned-maintenance contracts and technical service, supporting a local equipment-service route without establishing every imaging deployment. ([jnciltd.com](https://www.jnciltd.com/services/technical-services))
45. Medical Equipment And Ancillary Services - Service And Commitment
    - Medical Equipment and Ancillary Services explicitly includes medical-imaging installation, maintenance, and repair within its Ghanaian business offering. (means.com.gh)
46. MEMS Imaging Tanzania - MEMS Imaging
    - MEMS Imaging markets imaging repair and maintenance in Tanzania and provides a Kenya-linked regional contact, supporting offered cross-border reach rather than proof of every local contract. ([memsimaging.com](https://memsimaging.com/tanzania/))
    - Evidence informing base-year company-share estimates: Establishes advertised Tanzania maintenance coverage with a Kenya-linked contact; supports treating country coverage as offered reach rather than a multiplier of observed operating units.
47. DCX Equipment Supply & SLA Services - Jos Hansen Shop | Kenya
    - Jos·Hansen offers diagnostic and X-ray equipment programs with preventive and corrective maintenance SLAs across named African countries; offered coverage does not establish active contracts everywhere. ([joshansen.com](https://joshansen.com/ke/en/shop/dcx-equipment-sla))
48. Medical Equipment Repair Kenya | 3 Essential Services
    - Ultrascope explicitly distinguishes work delivered directly from work arranged through manufacturer-authorized agents or specialists and requests model confirmation for equipment acquired elsewhere. ([ultrascopemedical.co.ke](https://ultrascopemedical.co.ke/services/))
49. After Sales Servicing - AMMCS
    - Al Mazroui Medical Group describes diagnostic-imaging maintenance through its engineering unit, together with UAE field support and workshop repairs. ([almazrouimedical.ae](https://almazrouimedical.ae/after-sales-servicing/))
    - Evidence informing base-year company-share estimates: Reports more than xx.xx engineers in the broader UAE after-sales organization. The model uses xx.xx as an undated staffing-scale proxy, with explicit imaging, period and end-user-billing assumptions.
50. Our Services | AME Dubai
    - Asia Medical Equipment offers preventive and corrective maintenance with remote and on-site support and describes a GE distribution relationship. The latter remains a company statement. ([amedubai.com](https://www.amedubai.com/en/services))
51. Philips Medikal Cihazların Servis, Onarım ve Bakımı - MRS Medikal Onarım Servisi
    - MRS Medikal advertises maintenance and repair for Philips MRI, CT, ultrasound, and digital-radiography systems from its Turkish business. Brand-specific advertising is not independent authorization evidence. ([mrsmedikal.com](https://www.mrsmedikal.com/markalar/philips))
52. POCUS Ultrasound & Diagnostic Imaging Systems | Eldan
    - Eldan connects its Israeli imaging portfolio with continuing maintenance, field service, on-site support, and remote assistance. ([eldan.biz](https://www.eldan.biz/imaging-ultrasound-cardiology/))

53. FAQs | Scanmed Technology (S) Pte Ltd

· Scanmed offers preventive maintenance, corrective repair, and other after-sales engineering services in Singapore. The offering does not establish permissions across a wider region. ([scanmed.com.sg](https://www.scanmed.com.sg/faqs))

54. Pemeliharaan & Perbaikan Alat Medis

· PT Hayati Semesta Raharja advertises maintenance and repair and names CT, X-ray, ultrasound, and MRI within the Indonesian service proposition. ([pthsr.id](https://pthsr.id/home/detaillayanan/pemeliharaan-perbaikan-alat-medis))

55. Siemens Healthineers Annual Report 2025

· Evidence informing base-year company-share estimates: The 2025 segment note reports adjusted external Imaging revenue of EUR xx.xx and Advanced Therapies revenue of EUR xx.xx; the subsidiary schedule includes Block operating entities. These support the consolidated model, not the assumed maintenance intensity. ([corporate.webassets.siemens-healthineers.com](https://corporate.webassets.siemens-healthineers.com/a364b935102e7df5/d7fdacda458e/siemens-healthineers-ir-annual-report-2025.pdf))

56. Federal Reserve Board - Foreign Exchange Rates, G.5A Annual, January 5, 2026

- Evidence informing base-year company-share estimates: The published 2025 average USD xx.xx per EUR supplies the currency bridge for the modeled consolidated numerator. ([federalreserve.gov](https://www.federalreserve.gov/releases/g5a/current/))
- Evidence informing base-year company-share estimates: The same 2025 annual-average EUR/USD conversion is applied to Medisolve's modeled maintenance pool; it does not validate the period or imaging-scope assumptions. ([federalreserve.gov](https://www.federalreserve.gov/releases/g5a/current/))
- Evidence informing base-year company-share estimates: The observed 2025 EUR/USD average supports conversion of the over-time revenue bridge. ([federalreserve.gov](https://www.federalreserve.gov/releases/g5a/current/))
- Evidence informing base-year company-share estimates: The observed 2025 JPY/USD average supports conversion of the Medical maintenance proxy. ([federalreserve.gov](https://www.federalreserve.gov/releases/g5a/current/))
- Evidence informing base-year company-share estimates: The observed 2025 JPY/USD average supplies the common currency bridge, not a fiscal-period revenue observation. ([federalreserve.gov](https://www.federalreserve.gov/releases/g5a/current/))
- Evidence informing base-year company-share estimates: The observed 2025 EUR/USD average supports conversion of the filtered Radiology Solutions services pool. ([federalreserve.gov](https://www.federalreserve.gov/releases/g5a/current/))
- Evidence informing base-year company-share estimates: Supplies the 2025 annual-average conversion of JPY xx.xx per USD used for the modeled attributable recurring-service pool.
- Evidence informing base-year company-share estimates: Supplies the 2025 annual-average conversion of USD xx.xx per EUR used for the group-revenue constraint.
- Evidence informing base-year company-share estimates: Supplies the 2025 annual-average conversion of CNY xx.xx per USD used for repair-service revenue.
- Evidence informing base-year company-share estimates: Supplies the 2025 annual-average conversion of CNY xx.xx per USD used for the radiography equipment-receipts proxy.
- Evidence informing base-year company-share estimates: 2025 annual-average MXN xx.xx per USD converts the modeled Mexican maintenance numerator.
- Evidence informing base-year company-share estimates: 2025 annual-average DKK xx.xx per USD converts the modeled DKK-equivalent maintenance numerator.
- Evidence informing base-year company-share estimates: 2025 annual-average BRL xx.xx per USD converts the modeled Brazilian maintenance numerator.
- Evidence informing base-year company-share estimates: The 2025 annual average USD xx.xx per GBP converts the modeled attributable GBP numerator into USD.
- Evidence informing base-year company-share estimates: The 2025 annual average USD xx.xx per GBP supports the numerator's currency bridge.
- Evidence informing base-year company-share estimates: Provides the 2025 annual average of USD xx.xx per EUR used to convert the modeled DMS maintenance numerator. ([federalreserve.gov](https://www.federalreserve.gov/releases/g5a/current/))
- Evidence informing base-year company-share estimates: Provides the same 2025 annual-average currency conversion for Tromp's modeled maintenance numerator. ([federalreserve.gov](https://www.federalreserve.gov/releases/g5a/current/))
- Evidence informing base-year company-share estimates: Reports the 2025 annual-average exchange rate of USD xx.xx per EUR, used to convert the modeled euro numerator.
- Evidence informing base-year company-share estimates: Provides the 2025 USD/EUR conversion input for Agenor's modeled attributable service revenue.
- Evidence informing base-year company-share estimates: Provides the 2025 USD/EUR conversion input for the workforce-calibrated TQMS numerator.
- Evidence informing base-year company-share estimates: The annual exchange-rate publication supplies the 2025 conversion convention of USD xx.xx per EUR used to translate the modeled maintenance numerator.
- Evidence informing base-year company-share estimates: The same 2025 average EUR/USD conversion is applied consistently to NSG's modeled numerator; currency conversion does not validate its scope or activity assumptions.
- Evidence informing base-year company-share estimates: Reports the 2025 annual average exchange rate of USD xx.xx per EUR, used to convert the modeled EUR xx.xx maintenance numerator.
- Evidence informing base-year company-share estimates: The 2025 annual average of ZAR xx.xx per USD converts the modeled rand maintenance numerator into nominal USD.

57. Healthcare Technology Management - Siemens Healthineers USA

· Evidence informing base-year company-share estimates: The Block-linked HTM proposition includes multivendor maintenance and an on-demand engineer network. It supports asset-specific provider classification and the consolidated boundary, not a separately measured Block numerator or cross-vendor revenue share. ([siemens-healthineers.com](https://www.siemens-healthineers.com/en-us/services/healthcare-technology-management))

58. Sincronis Acquires Logic S.r.l. and Expands Its Service Portfolio - Medisolve

· Evidence informing base-year company-share estimates: The September xx.xx 2025 announcement reports group scale exceeding EUR xx.xx and xx.xx employees and identifies the Logic acquisition. The revenue scale is used as a run-rate anchor, not audited calendar-2025 maintenance revenue. ([medisolve.eu](https://medisolve.eu/en/sincronis-acquires-logic-s-r-l-and-expands-its-service-portfolio/))

· Evidence informing base-year company-share estimates: The disclosed broader-provider scale supplies the conservative EUR xx.xx/xx.xx productivity reference used in the staffing proxy, not observed Hospital Consulting revenue.

· Evidence informing base-year company-share estimates: Supplies the comparable-provider productivity reference before explicit Polish specialist, timing, scope and direct-user adjustments.

59. AGCM - A517, Mercati di manutenzione di dispositivi diagnostici, Decision 28620

· Evidence informing base-year company-share estimates: The historical generalist-provider figures of EUR xx.xx imaging technical assistance and EUR xx.xx total revenue provide the explicitly qualified imaging-intensity comparator. They are not Medisolve observations. ([agcm.it](https://www.agcm.it/dotcmsCustom/getDominoAttach?urlStr=xx.xx.xx.xx%3A8080%2F41256297003874BD%2F0%2FB13F234DB1AF848FC12586DF00528DF4%2F%24File%2Fp28620.pdf))

60. About Us - Polygon: Clinical Engineering and Biomedical Solutions

· Evidence informing base-year company-share estimates: The official history traces Tecnologie Sanitarie through the Polygon name transition, supporting non-additive treatment of the legacy catalog identity within the group model. ([polygon.eu](https://polygon.eu/en/about-us/))

61. Medisolve Expands Its Presence in Europe with the Acquisition of CEDYT in Spain

· Evidence informing base-year company-share estimates: The later disclosure identifies more than xx.xx maintained diagnostic-imaging devices through Polygon and HCE and separately identifies CEDYT's acquisition. This is a scale and exclusion check, not a 2025 paid-fleet observation. ([medisolve.eu](https://medisolve.eu/en/medisolve-expands-its-presence-in-europe-with-the-acquisition-of-cedyt-in-spain/))

62. Vicenne - Document de référence relatif à l'exercice 2024

· Evidence informing base-year company-share estimates: The reference document reports SCRIM services of MAD xx.xx and total services of approximately MAD xx.xx in 2024. These anchor the retained model and the unresolved comparison with the later services definition. ([ammc.ma](https://www.ammc.ma/sites/default/files/IPO_Vicenne_DR_010_2025.pdf))

63. Vicenne - Corrected Fourth-Quarter 2025 Financial Indicators

· Evidence informing base-year company-share estimates: The corrected indicator's chart confirms Services of MAD xx.xx in 2025 versus MAD xx.xx in 2024. It does not resolve the earlier MAD xx.xx definition or isolate imaging maintenance. ([ammc.ma](https://www.ammc.ma/sites/default/files/CP_Vicenne_T4_25_erratum.pdf))

64. Internal Revenue Service - Yearly Average Currency Exchange Rates

· Evidence informing base-year company-share estimates: The published 2025 yearly average of MAD xx.xx per USD supplies the retained numerator's currency conversion. ([irs.gov](https://www.irs.gov/individuals/international-taxpayers/yearly-average-currency-exchange-rates))

· Evidence informing base-year company-share estimates: The published 2025 yearly average of MAD xx.xx per USD supplies the currency conversion for the modeled after-sales attribution.

65. GE HealthCare Technologies Inc. - 2025 Form 10-K
    - Evidence informing base-year company-share estimates: Reports 2025 services of USD xx.xx, PCS revenue of USD xx.xx and Other revenue of USD xx.xx; these anchor the explicitly filtered maintenance model. ([sec.gov](https://www.sec.gov/Archives/edgar/data/xx.xx/xx.xx/gehc-xx.xx.htm))
    - Evidence informing base-year company-share estimates: USD xx.xx service costs against USD xx.xx services supplies a broad cost-ratio plausibility check, not Carestream's economics. ([sec.gov](https://www.sec.gov/Archives/edgar/data/xx.xx/xx.xx/gehc-xx.xx.htm))
    - Evidence informing base-year company-share estimates: 2025 services revenue and field-engineer count supply the common service-economic index, not Modern Systems' observed revenue.
    - Evidence informing base-year company-share estimates: 2025 services revenue and field-engineer count supply the common index used before SPM-specific scope adjustments.
    - Evidence informing base-year company-share estimates: 2025 services revenue and field-engineer count supply the common index, not Alkan's corporate revenue or market share.
    - Evidence informing base-year company-share estimates: The common service-economic index is adjusted for Youssef Allam's modeled medical-imaging obligation.
    - Evidence informing base-year company-share estimates: The common service-economic index is adjusted for CIDIS's disclosed technical workforce and modeled purchased scope.
    - Evidence informing base-year company-share estimates: The common service-economic index constrains the Med-X workforce-based estimate before local scope adjustments.
    - Evidence informing base-year company-share estimates: The common service-economic index supports the monetary bridge from JNC's technical-team anchor.
    - Evidence informing base-year company-share estimates: The common service-economic index supports Daravoria's estimate after ultrasound, paid-maintenance and principal adjustments.
66. Royal Philips Annual Report 2025
    - Evidence informing base-year company-share estimates: Diagnosis & Treatment sales recognized over time were EUR xx.xx in 2025 and EUR xx.xx in 2024; these are not directly disclosed maintenance-only services. ([sec.gov](https://www.sec.gov/Archives/edgar/data/xx.xx/xx.xx/philipsfullannualreport2.htm))
67. Canon Annual Report 2025 - Note 15, Revenue
    - Evidence informing base-year company-share estimates: The Medical revenue note reports JPY xx.xx recognized over time and describes fixed-fee stand-ready maintenance recognition; the xx.xx% in-scope retention is assumed. ([global.canon](https://global.canon/en/ir/annual/canon-annual-report-2025.pdf))
68. FUJIFILM Holdings Corporation and Subsidiaries - Consolidated Financial Statements, March 31, 2025
    - Evidence informing base-year company-share estimates: Reports JPY xx.xx Medical Systems revenue for the year ended March xx.xx 2025 and identifies medical maintenance revenue recognition; modality mix and maintenance intensities are modeled. ([ir.fujifilm.com](https://ir.fujifilm.com/en/investors/ir-materials/integrated-report/main/xx.xx/teaserItems1/xx.xx/linkList/xx.xx/link/fh_2025_006e.pdf))
69. FUJIFILM - Financial Results for the Fiscal Year Ended March 31, 2025
    - Evidence informing base-year company-share estimates: Reports maintenance expansion associated with higher contract rates, supporting an actual recurring service business without disclosing its maintenance-only amount. ([ir.fujifilm.com](https://ir.fujifilm.com/en/investors/ir-news/auto_20250502530287/pdfFile.pdf))
70. Hologic, Inc. - 2025 Form 10-K
    - Evidence informing base-year company-share estimates: Breast Health and Skeletal Health segment totals minus product revenue yield USD xx.xx and USD xx.xx service-related pools; maintenance retention remains modeled. ([sec.gov](https://www.sec.gov/Archives/edgar/data/xx.xx/xx.xx/holx-xx.xx.htm))
71. Agfa-Gevaert Annual Report 2025 - Revenue Disaggregation, Report Page 122
    - Evidence informing base-year company-share estimates: The reproduced issuer financial-statement table reports Radiology Solutions services of EUR xx.xx in 2025 versus EUR xx.xx in 2024. Definitive ESEF comparison remains a verification gap. ([fliphtml5.com](https://fliphtml5.com/krsk/Agfa_AnnualReport25_ONLINE/Agfa-Gevaet_Annual_Report_2025_/xx.xx/?utm_source=openai))

72. Hologic SureCare - Breast & Skeletal Health
· Evidence informing base-year company-share estimates: The specialty service portfolio supports Breast and Skeletal Health maintenance attribution while distinguishing optional enhancements from universal coverage. ([hologic.com](https://www.hologic.com/surecare-service/breast-skeletal-health))
73. Canon Medical Systems - Service Solution
· Evidence informing base-year company-share estimates: Differentiated service and inspection arrangements corroborate the commercial maintenance boundary without establishing contract-mix percentages. ([global.medical.canon](https://global.medical.canon/service-support/our-service/service-solution/))
74. Fujifilm Healthcare - Ultrasound Service and Support
· Evidence informing base-year company-share estimates: Ultrasound full-service, limited-support and preventive-maintenance options establish purchased-service categories, not their market penetration. ([healthcaresolutions-us.fujifilm.com](https://healthcaresolutions-us.fujifilm.com/support-services/ultrasound-service-and-support/))
75. Carestream Healthcare International - Company Profile
· Evidence informing base-year company-share estimates: The company-authored current international profile advertises a network of more than xx.xx service engineers. It supplies a scale proxy, not 2025 employed FTEs or revenue. ([linkedin.com](https://www.linkedin.com/company/carestream-healthcare-international/))
76. Carestream - Welcome to Smart Services Brochure
· Evidence informing base-year company-share estimates: Comprehensive, biomedical and flexible agreements support distinct purchased obligations and the exclusion of automatically assumed complete labor outsourcing. ([carestream.com](https://www.carestream.com/en/us/-/media/publicsite/resources/brochure_smart_services_201809.pdf))
77. Presentation Slides for the fiscal year ended March 31, 2025
· Evidence informing base-year company-share estimates: Reports Medical Systems recurring sales of JPY xx.xx, a xx.xx% recurring ratio and xx.xx% growth for the fiscal year ended March xx.xx 2025. This anchors the modeled service pool, not a directly observed maintenance share.
78. Midea Group marks its commitment to healthcare and innovation by completing the acquisition of Esaote
· Evidence informing base-year company-share estimates: Company material reports 2025 group revenue of EUR xx.xx, supplying the revenue constraint for the jointly modeled equipment and maintenance pools. Group revenue is not treated as maintenance revenue.
79. Esaote Sustainability Report 2025
· Evidence informing base-year company-share estimates: The 2025 sustainability report identifies more than xx.xx cumulative MRI installations and a global service business. The cumulative footprint anchors the specialist MRI model but does not measure active paid-maintenance units.
80. Shanghai United Imaging Healthcare Co., Ltd. - 2025 Annual Report
· Evidence informing base-year company-share estimates: Discloses 2025 repair-service revenue of CNY xx.xx and xx.xx% growth, separately from equipment and software.
· Evidence informing base-year company-share estimates: RT equipment revenue provides a scope-calibration input; the imaging-only service exclusion remains modeled rather than disclosed.
81. Shenzhen Mindray Bio-Medical Electronics Co., Ltd. - 2025 Annual Report
· Evidence informing base-year company-share estimates: Reports ultrasound sales of xx.xx units in 2025 and xx.xx in 2024, supporting the shipment-cohort proxy.
· Evidence informing base-year company-share estimates: Reports 2025 Medical Imaging revenue of CNY xx.xx. The radiography equipment allocation, service coverage and fees remain explicit assumptions.
82. Sodexo Clinical Technology Management - FDA docket submission, September 20, 2021
· Evidence informing base-year company-share estimates: The September xx.xx 2021 company submission identifies approximately xx.xx engineers and technicians, xx.xx U.S. healthcare delivery organizations and xx.xx maintained medical devices. It supports a dated mixed-equipment footprint, not 2025 imaging revenue.
83. Sodexo Expands Healthcare Technology Management with Advanced Facility in Kolkata
· Evidence informing base-year company-share estimates: The February xx.xx 2025 announcement identifies xx.xx+ maintained medical devices and xx.xx locations through HITES. Its up-to-xx.xx-device facility capacity is not treated as realized maintained inventory.

84. About Intelas - Smarter asset management
· Evidence informing base-year company-share estimates: Reports more than xx.xx managed medical devices across nearly xx.xx sites. These undated mixed-equipment counts anchor the retrospective footprint model, not an observed imaging-revenue split.
85. Regaining Control of Imaging Service at Scale - Intelas
· Evidence informing base-year company-share estimates: The Beth Israel Lahey Health case identifies xx.xx inventory assets across xx.xx acute-care hospitals, supporting the scale of a continuing HTM relationship without establishing imaging-only consideration.
86. Intelas Named Winner of PR Daily's Marketing Awards for Brand Launch
· Evidence informing base-year company-share estimates: Identifies continuity between Intelas and the legacy Crothall Healthcare Technology Solutions business; the new brand is not treated as evidence of zero predecessor activity.
87. RENOVO SOLUTIONS Announces Strategic Partnership with Surgical Solutions to Enhance OR and SPD Performance Nationwide
· Evidence informing base-year company-share estimates: The October xx.xx 2025 announcement identifies more than xx.xx clients across nearly xx.xx sites and a broad biomedical, imaging and surgical-service portfolio. The model separately estimates imaging-program incidence.
88. San Bernardino County File 11902 - Asset Management Agreement with Renovo Solutions LLC for Maintenance Services
· Evidence informing base-year company-share estimates: The April xx.xx 2025 approval covers USD xx.xx for imaging-equipment asset management, maintenance and repair over May xx.xx 2025-April xx.xx 2028. Annualization supplies a comparable program-price anchor, not realized annual company revenue.
· Evidence informing base-year company-share estimates: The April xx.xx 2025 approval covers USD xx.xx over three years for xx.xx imaging assets. Its derived USD xx.xx per asset-year is a mixed-scope pricing cross-check, not AMIS revenue or a Saudi fee observation.
· Evidence informing base-year company-share estimates: The buyer-approved mixed-imaging maintenance and asset-management obligation provides an independent annualized fee comparator, without validating BioImaging's modeled customer conversion or realized revenue.
89. Probo Medical Signs Definitive Agreement to Acquire Alpha Source Group
· Evidence informing base-year company-share estimates: The December xx.xx 2023 transaction announcement identifies more than xx.xx Alpha Source field engineers and an intended combined global team exceeding xx.xx field-service engineers. The latter is treated as an announced scale reference, not an audited 2025 workforce.
90. Contact MXR Imaging - Nationwide Service Coverage
· Evidence informing base-year company-share estimates: Identifies more than xx.xx field-service engineers and seven strategic U.S. locations. The disclosed lower-bound service footprint constrains the workforce model but does not disclose contract load or maintenance revenue.
91. Profile - Althea Group
· Evidence informing base-year company-share estimates: The corporate profile identifies xx.xx managed medical devices, 2,000 healthcare facilities, xx.xx countries and more than 2,000 employees. These are mixed-equipment operating proxies requiring date, perimeter and imaging adjustments.
92. About Us - Ergéa UK
· Evidence informing base-year company-share estimates: Identifies the 2022 acquisition of Althea UK and Ireland and its subsequent combination with Medipass, supporting exclusion of transferred UK activity from the retained Althea numerator.
· Evidence informing base-year company-share estimates: Identifies more than xx.xx diagnostic-imaging devices under management, approximately xx.xx employees and xx.xx long-term managed-equipment partnerships. These footprint inputs require maintenance-only fee and responsibility adjustments.
93. Ergéa Group - Corporate Home and Service Models
· Evidence informing base-year company-share estimates: Identifies more than xx.xx group professionals and distinguishes hospital partnerships from proprietary outpatient clinical activity. Group personnel are only a proxy for narrowly attributed external maintenance activity.

94. Our Expertise - Ergéa Group
    - Evidence informing base-year company-share estimates: Describes hospital solutions combining multi-vendor maintenance with construction, equipment procurement and clinical staffing. It supports maintenance-only attribution and exclusion of clinical and equipment-acquisition consideration.
95. PartsSource - Healthcare Products and Solutions, operational-statistics section
    - Evidence informing base-year company-share estimates: The retrieved operational-statistics section reports xx.xx service events managed annually. This is a current, broader-service activity proxy, not a verified 2025 imaging count. (corporate.partssource.com)
96. PartsSource, Inc. Terms and Conditions of Sale
    - Evidence informing base-year company-share estimates: Sales terms identify PartsSource as seller of products or services, supporting the possible end-user contracting role used in the model, without measuring its incidence. ([partssource.com](https://www.partssource.com/policies/termsandconditionofsale))
97. PartsSource, Inc. Terms and Conditions of Purchase
    - Evidence informing base-year company-share estimates: Purchase terms distinguish independent suppliers, supporting separate attribution of the end-user obligation and subcontracted fulfillment rather than counting both. ([partssource.com](https://www.partssource.com/policies/termsandconditionofpurchase))
98. InterMed - Official Company Profile
    - Evidence informing base-year company-share estimates: InterMed's own profile gives a current xx.xx-xx.xx employee band and identifies biomedical and imaging specialties. The xx.xx-person 2025 working point and functional splits remain assumptions. ([linkedin.com](https://www.linkedin.com/company/intermed1))
99. Patrick Goheen - 626 Imaging-Service Team and Coverage Post
    - Evidence informing base-year company-share estimates: A company-representative public post describes a team of more than xx.xx field-service engineers. The model treats this as an unverified scale proxy rather than an audited 2025 average. ([linkedin.com](https://www.linkedin.com/posts/patrick-goheen-a5220b2a_healthcareexcellence-imagingsolutions-activity-xx.xx-Ek1_))
100. Innovatus Imaging - What Are the Most Common Failures on MRI Coils?
    - Evidence informing base-year company-share estimates: The company-authored August xx.xx 2025 publication reports more than xx.xx MRI-coil repairs in the preceding year, used as a rolling-year activity proxy rather than an exact calendar-year observation. ([medwrench.com](https://www.medwrench.com/article/xx.xx/what-are-the-most-common-failures-on-mri-coils?utm_source=openai))
101. AAMI eXchange 2025 - Innovatus Imaging Exhibitor Profile
    - Evidence informing base-year company-share estimates: The company's 2025 exhibition profile reports cumulative repairs exceeding xx.xx probes and xx.xx coils. Their ratio is a historical mix proxy, not a disclosed annual workload ratio. ([fp37.a2zinc.net](https://fp37.a2zinc.net/clients/aami/aami2025/public/eBooth.aspx?BoothID=xx.xx&FromPage=Exhibitors.aspx&IndexInList=xx.xx&ListByBooth=true&ParentBoothID=&utm_source=openai))
102. Innovatus Imaging - Visual Inspection of Ultrasound Probes, Commercial Cost Illustration
    - Evidence informing base-year company-share estimates: Supplier commercial illustrations use USD xx.xx for major probe repair and USD xx.xx for preventive repair. These constrain an assumed fee mix but are not realized company average prices. ([innovatusimaging.com](https://innovatusimaging.com/visual-inspection-of-ultrasound-probes/?utm_source=openai))
103. Innovatus Imaging - 2025 Ultrasound-Probe Operations Company Post
    - Evidence informing base-year company-share estimates: The official company post reports xx.xx% loaner fulfillment for 2025. This qualifies unconditional-availability interpretations but does not establish a representative guarantee or revenue premium. ([linkedin.com](https://www.linkedin.com/posts/innovatusimaging_ultrasound-probe-repair-with-unparalleled-activity-xx.xx-ooDB))

104. Solutech - Coverage and Team-Scale Section
    - Evidence informing base-year company-share estimates: The current company describes more than xx.xx Solutionists supporting radiotherapy and ultrasound. This is a team-scale proxy requiring retrospective and imaging-only adjustments. (thesolutech.com)
105. Solutech - Comprehensive Ultrasound Services
    - Evidence informing base-year company-share estimates: The ultrasound offering distinguishes maintenance agreements from replacement parts, training and free support, supporting the model's paid-maintenance boundary. ([thesolutech.com](https://thesolutech.com/ultrasound/))
106. RS&A and Summit Imaging Relaunch as Solutech - June 25, 2025
    - Evidence informing base-year company-share estimates: The June xx.xx 2025 announcement establishes the RS&A/Summit Imaging relaunch as Solutech, supporting continuity rather than a midyear pre-entry zero. ([thesolutech.com](https://thesolutech.com/wp-content/uploads/solutech_pressrelease_062325.pdf))
107. Jordan Health Products I, Inc., Case 24-12271 - Declaration of Rob Hubbard, Document 10
    - Evidence informing base-year company-share estimates: The October xx.xx 2024 court declaration provides the approximately xx.xx-person diagnostic-imaging division and xx.xx-plus-xx.xx ultrasound-business employee anchors. USD xx.xx broader 2023 revenue is only a scale check. ([documents.elevenflo.com](https://documents.elevenflo.com/uuid_database_8_14_23/00b0e09c-5aff-487c-91bb-7f28018432c4.pdf))
108. Avante Health Solutions Announces Successful Completion of Sale to Staple Street Capital
    - Evidence informing base-year company-share estimates: The February xx.xx 2025 company announcement reports the completed sale and continuing business, supporting operating continuity but not quantifying retained maintenance revenue. ([storage.googleapis.com](https://storage.googleapis.com/avante/documents/Avante_Sale_Press_Release.pdf))
109. Agiliti, Inc. - 2023 Form 10-K
    - Evidence informing base-year company-share estimates: The 2023 mandatory filing reports USD xx.xx Clinical Engineering revenue, more than xx.xx technical resources and xx.xx% service-line growth. These are broader and earlier than the modeled 2025 imaging-maintenance numerator. ([sec.gov](https://www.sec.gov/Archives/edgar/data/xx.xx/xx.xx/agti-xx.xx.htm))
110. Medical Imaging Services - Repair and Maintenance - Agiliti
    - Evidence informing base-year company-share estimates: The specific imaging portfolio establishes multi-brand maintenance and repair participation. Its more than xx.xx district offices are not treated as imaging-only sites or annual revenue. ([agilitihealth.com](https://www.agilitihealth.com/medical-imaging-services/))
111. 6 Ways to Simplify: Lean on Cassling as Your Strategic Healthcare Partner
    - Evidence informing base-year company-share estimates: The earlier company article discloses more than xx.xx field service engineers, providing the staffing anchor used without an assumed growth uplift; it does not report 2025 maintenance revenue.
112. Announcing Radon Medical Imaging Expansion and New Website
    - Evidence informing base-year company-share estimates: The March xx.xx 2024 announcement reports xx.xx field service engineers and technicians and more than xx.xx employees across broader imaging and biomedical operations.
    - Evidence informing base-year company-share estimates: Pre-base-year integration of acquired operations supports group-level attribution, while the broader workforce requires an assumed imaging-only adjustment.
113. Business Partners | Hometown Health Online - CMS Imaging Profile
    - Evidence informing base-year company-share estimates: CMS Imaging's company-authored partner profile reports more than xx.xx field service engineers separately from sales and applications personnel; the statement's date is unspecified.
114. Metropolitan Nashville Hospital Authority - January 25, 2024 Board Agenda
    - Evidence informing base-year company-share estimates: The January xx.xx 2024 board packet lists a comprehensive CT service proposal at USD xx.xx annually for five years, supplying a contract-price check rather than realized 2025 revenue.

115. Service & Support - CMS Imaging
- Evidence informing base-year company-share estimates: The official portfolio separates equipment maintenance and parts-inclusive service plans from project management, installation and clinical applications, supporting numerator exclusions.

116. Arineta SpotLight Brochure - October 2025
- Evidence informing base-year company-share estimates: The October 2025 partner brochure reports more than 2,000 scanners serviced annually and more than xx.xx certified engineers, anchoring the scanner-based model.
- Evidence informing base-year company-share estimates: These activity disclosures do not identify maintenance-only revenue, captive equipment or contracting-principal allocation.

117. Service Programs - Catalyst MedTech
- Evidence informing base-year company-share estimates: Catalyst names SPECT, SPECT/CT, PET, PET/CT and CT service programs, supporting modality classification without establishing the assumed mix.

118. TTG Imaging Solutions Rebrands as Catalyst MedTech, Strengthening Focus on Innovation in Nuclear Medicine and Molecular Imaging
- Evidence informing base-year company-share estimates: The January xx.xx 2025 announcement identifies continuity from TTG Imaging Solutions and separates equipment, maintenance and DIS clinical businesses, supporting captive and adjacent-revenue exclusions.

119. About Us - KEI Medical MRI & CT Services
- Evidence informing base-year company-share estimates: KEI describes a xx.xx-person mixed team encompassing field service, inventory and operational support, alongside MRI/CT parts and equipment activities.
- Evidence informing base-year company-share estimates: The disclosure constrains company scale but does not establish the modeled five maintenance-service equivalents or annual service revenue.

120. Medical Imaging Equipment, Service & Support - Imperial Imaging Technology
- Evidence informing base-year company-share estimates: The retrieved numerical footprint reports more than xx.xx customers serviced and more than xx.xx successful installations.
- Evidence informing base-year company-share estimates: Human-healthcare and veterinary offerings require explicit scope and historical adjustments; neither cumulative count is annual maintenance revenue.

121. Medical Imaging Repair & Equipment Service - Imperial Imaging Technology
- Evidence informing base-year company-share estimates: The official maintenance page establishes repair and planned-maintenance participation, supporting service attribution rather than monetizing equipment installations.

122. Noritsu America Corporation Announces the Sale of its Medical Imaging Division to Imperial Imaging Technology
- Evidence informing base-year company-share estimates: Noritsu's December xx.xx 2022 announcement describes the transfer of its Georgia medical-imaging business and associated customer and engineering activity to Imperial, establishing pre-2025 commercial continuity.

123. Ampronix - Company Profile
- Evidence informing base-year company-share estimates: The company-maintained profile states a xx.xx-xx.xx employee size band and describes manufacturing, distribution and repair roles; only the self-declared band, not platform-associated profile counts, informs the working staffing assumption.

124. Service and Repair Solutions - Ampronix
- Evidence informing base-year company-share estimates: Ampronix's repair offering spans displays and other medical peripherals, supporting component-service classification and the need to exclude unrelated equipment and standalone product turnover.

125. Why Service and Repair - Ampronix
- Evidence informing base-year company-share estimates: The official page establishes an operating repair and refurbishment facility but does not disclose annual repair volumes or revenue; facility descriptions are not converted into technical throughput.

126. Service Repair - Primary Medical Imaging
    - Evidence informing base-year company-share estimates: Publishes USD xx.xx per service labor hour, used only as an undated independent-supplier price comparator for the modeled 2025 rate; it does not establish Levant's revenue or realized price.
    - Evidence informing base-year company-share estimates: Supplies the USD xx.xx hourly price comparator used in the workforce model; staffing realization, contract consideration and scope attribution remain assumptions.
    - Evidence informing base-year company-share estimates: Supplies the USD xx.xx starting hourly comparator; the model applies an explicit xx.xx% Canadian price/mix discount rather than treating this as BCL's observed rate.
127. About Us - Levant Inc.
    - Evidence informing base-year company-share estimates: Identifies the exact company's imaging field-service business alongside separate parts, equipment, installation and consulting activities, supporting the maintenance-only scope deduction.
128. Levant, Inc. - Company Profile
    - Evidence informing base-year company-share estimates: Company-managed profile reports a xx.xx-xx.xx employee band. This bounds the small-organization assumption but does not observe 2025 field-service headcount; legacy computer-hardware metadata limits precision.
129. Multi-Vendor Service: Diagnostic Imaging - Christie Innomed
    - Evidence informing base-year company-share estimates: The 2025 diagnostic-imaging brochure reports xx.xx+ certified technicians and a Canadian service footprint. This supplies the staffing anchor, not a maintenance-only revenue observation.
    - Evidence informing base-year company-share estimates: The brochure includes imaging and biomedical support, requiring an explicit imaging attribution rather than counting the entire workforce.
130. BCL X-RAY CANADA INC - Contract History W3931-120271/001/PV, Amendment 006
    - Evidence informing base-year company-share estimates: Official procurement history identifies BCL's radiographic-maintenance contract, its CAD xx.xx amended total and 2017 expiry, together with a historical xx.xx-xx.xx employee band.
    - Evidence informing base-year company-share estimates: These are historical scale constraints only; the multiyear contract is not treated as realized 2025 revenue.
131. BCL X-RAY CANADA INC. - Company Profile
    - Evidence informing base-year company-share estimates: Company-managed profile reports xx.xx-xx.xx employees and both service and equipment-sales roles, supporting a bounded staffing model rather than an automatic revenue allocation.
132. Nosotros | Allema Medical
    - Evidence informing base-year company-share estimates: Reports more than xx.xx installed operating systems and a Siemens-oriented imaging portfolio. The installation count anchors the modeled service-book scale; the maintenance conversion remains assumed. ([allemamedical.com](https://allemamedical.com/nosotros/))
133. Medicare Solutions - Company Profile
    - Evidence informing base-year company-share estimates: Company-authored profile selects an xx.xx-xx.xx employee band, used as a bounded workforce input rather than an observed maintenance staffing count.
134. Medicare Solutions - Mantenimiento a Equipo de Radiología
    - Evidence informing base-year company-share estimates: Distinguishes annual maintenance policies and event services from installation, equipment transactions and standalone parts, supporting the modeled scope exclusions.
135. Ocean Medic - Portafolio 2026
    - Evidence informing base-year company-share estimates: The company-authored 2026 portfolio reports more than xx.xx experts and three locations, with installation, training, repair and maintenance roles; used through an explicit retrospective bridge.

136. Ocean Medic S.A. de C.V. - Company Profile
    - Evidence informing base-year company-share estimates: The company profile selects an xx.xx-xx.xx employee band, creating an unresolved population or timing discrepancy with the portfolio's more-than-xx.xx expert description.
137. Lighthouse Medical - Bermuda’s Healthcare: Local Solutions for a World-Class Standard
    - Evidence informing base-year company-share estimates: A September xx.xx 2025 company statement establishes an existing Bermuda-based engineering team and maintenance-plan offering, without disclosing exact staffing.
138. Lighthouse Medical - Steadfast in The Age of Unreliability
    - Evidence informing base-year company-share estimates: The January xx.xx 2026 statement reports hiring another biomedical engineer, providing a dated expansion check rather than a retrospective exact headcount.
139. Lighthouse Medical - Biomedical Engineering Services Bermuda
    - Evidence informing base-year company-share estimates: Identifies imaging service within a much broader biomedical, laboratory, dental and veterinary portfolio, supporting a restricted human-imaging allocation.
140. Santax Medico - Fra røntgenfilm til avanceret billeddiagnostisk udstyr
    - Evidence informing base-year company-share estimates: The April 2024 company account reports xx.xx employees across four Nordic countries, approximately half technical personnel, and mixed installation, service and training roles.
141. Imex Medical - Company Profile
    - Evidence informing base-year company-share estimates: Company-authored profile selects a xx.xx-xx.xx employee band, constraining the assumed workforce scale but not the maintenance staffing allocation.
142. Fundação Paraibana de Gestão em Saúde - Contract 0879/2025
    - Evidence informing base-year company-share estimates: The December 2025 primary contract identifies an imaging-maintenance obligation at BRL xx.xx monthly and BRL xx.xx for twelve months; used as a fee comparison, not full-year 2025 revenue.
143. Block Imaging - What's Included in Preventative Maintenance?, updated May 27, 2025
    - Evidence informing base-year company-share estimates: Dated PM-only quotations support the distinction between narrow purchased obligations and comprehensive maintenance, not this company's realized billing yield.
    - Evidence informing base-year company-share estimates: Modality-specific PM-only quotations constrain commercial interpretation of fee differences without establishing this company's contract population.
    - Evidence informing base-year company-share estimates: Dated narrow-coverage prices provide a commercial comparison, not a Bermuda rate or evidence of Lighthouse revenue.
    - Evidence informing base-year company-share estimates: Differentiated PM-only prices support scope-sensitive valuation, without verifying the assumed Nordic billing rate.
    - Evidence informing base-year company-share estimates: PM-only prices illustrate coverage differences and are not substituted for the Brazilian contract or realized company fees.
    - Evidence informing base-year company-share estimates: The supplier's May xx.xx 2025 commercial pricing page advertises PM-only CT and MRI plans at USD xx.xx and USD xx.xx monthly, respectively. Annualized prices of USD xx.xx and USD xx.xx provide a scope-price comparison, not MRS realized repair prices.
    - Evidence informing base-year company-share estimates: Advertised PM-only monthly prices are USD xx.xx for a radiography room and USD xx.xx for digital mammography, annualizing to USD xx.xx and USD xx.xx. These support differentiated commercial service pricing but do not establish Turkish prices, customer mix or Cemtaş revenue.
144. Pantanal Medical Service - Manutenção de equipamentos de imagem e aparelhos radioativos
    - Evidence informing base-year company-share estimates: Identifies Pantanal's imaging-maintenance offering and its separate broader hospital-equipment activities, supporting imaging-only scope exclusions.
145. Londrina Jornal Oficial n° 5551 - August 5, 2025
    - Evidence informing base-year company-share estimates: The August xx.xx 2025 municipal publication identifies an imaging-maintenance amendment of BRL xx.xx, approximately xx.xx% of updated contract value, supporting the derived approximately BRL xx.xx contractual proxy.

146. Londrina Jornal Oficial nº 5442 - March 21, 2025
    - Evidence informing base-year company-share estimates: Documents the March 2025 contractual name/address change from Enilda de Oliveira Batista to Pantanal Medical Service under the same CNPJ, supporting commercial continuity.
147. Sobre a Servimagem - Nossa História e Missão
    - Evidence informing base-year company-share estimates: Establishes Serv Imagem's VMI radiology-maintenance role and Prime-group affiliation; equipment and standalone-parts activities require exclusion.
148. Nossos Clientes e Parceiros de Sucesso - Serv Imagem
    - Evidence informing base-year company-share estimates: Publishes five regional service/contact locations used as the footprint anchor; customer logos are not treated as active maintenance-contract counts.
149. HCP Gestão - UPA Igarassu Serv Imagem X-ray Maintenance Purchasing Process
    - Evidence informing base-year company-share estimates: Contains an April 2025 hospital purchase order of BRL xx.xx for X-ray maintenance supplied by Serv Imagem Nordeste; annualization is a disclosed modeling assumption.
150. Diário Oficial da Paraíba - April 4, 2025
    - Evidence informing base-year company-share estimates: Publishes Cajazeiras contract xx.xx/2025 for BRL xx.xx of preventive/corrective X-ray maintenance, dated April xx.xx 2025 and valid until April xx.xx 2026.
151. INCA - Contrato nº 169/2024
    - Evidence informing base-year company-share estimates: Reports an original BRL xx.xx X-ray maintenance contract over November 2024-October 2029, illustrating contract-scope dispersion and the need not to treat multiyear awards as annual revenue.
152. Imagem Healthcare Solutions - Institucional
    - Evidence informing base-year company-share estimates: Reports more than xx.xx hospital customers, more than xx.xx employees and the 2025 brand repositioning; these constrain the commercial-footprint model but do not measure imaging-maintenance penetration.
153. Hospital de Clínicas de Porto Alegre - Contract Register
    - Evidence informing base-year company-share estimates: Identifies an Imagem Healthcare Solutions X-ray digitalizer-maintenance agreement of BRL xx.xx spanning December xx.xx 2025-December xx.xx 2026, confirming specific imaging-service purchasing without equating the full award with 2025 revenue.
154. INCA - Contrato nº 26/2025
    - Evidence informing base-year company-share estimates: The broader GE medical-hospital equipment contract includes an annual estimated BRL xx.xx with demand-dependent service and parts components; it is not admitted wholesale as imaging-maintenance revenue.
155. Electrónica Médica - Institucional
    - Evidence informing base-year company-share estimates: Reports more than xx.xx public and more than xx.xx private institutional customers, supporting a conservative cumulative footprint of xx.xx rather than an observed active maintenance-account count.
156. Electrónica Médica - Servicios
    - Evidence informing base-year company-share estimates: Establishes radiographic preventive/corrective maintenance and repair separately from rental, installation and other services, supporting the modeled scope exclusions.
157. El Día - Empresas platenses en jaque: cierre en Hernández y crisis en Tolosa
    - Evidence informing base-year company-share estimates: Corroborates a dated February 2026 business-distress event, qualifying assumptions of stable customer retention without measuring 2025 maintenance revenue.
158. Trabajar en TECNOIMAGEN | Great Place To Work Argentina
    - Evidence informing base-year company-share estimates: The April 2025 certification profile reports company size of xx.xx and describes equipment commercialization and hardware/software after-sales activity. This anchors workforce scale, not maintenance-only revenue.

159. Solución integral en servicio posventa y técnico
    - Evidence informing base-year company-share estimates: The official Argentine service page establishes preventive, corrective and remote support, alongside installation and training that require exclusion or adjustment in the modeled maintenance numerator.
160. Home - Tecnoimagen
    - Evidence informing base-year company-share estimates: The official portfolio spans human imaging, nonimaging hospital equipment, medical IT and veterinary products, supporting scope adjustments rather than treating all company activity as imaging maintenance.
161. Nosotros | Wimagenes
    - Evidence informing base-year company-share estimates: Wimagenes identifies its regional Tecnoimagen representation, supporting separate attribution of dealer-led end-user obligations rather than adding the same expenditure to Tecnoimagen.
    - Evidence informing base-year company-share estimates: The company reports more than xx.xx customers and six specialists, and describes regional representation and after-sales support. These are current footprint proxies, not observed 2025 maintained assets or revenue.
162. Registro de Proveedores de IOSFA - enero de 2025
    - Evidence informing base-year company-share estimates: The January 2025 supplier register lists Wimagenes S.R.L., its tax identifier and 2024 registration dates, supporting pre-base-year identity continuity without establishing an award or maintenance revenue.
163. Radiographics SAS.
    - Evidence informing base-year company-share estimates: The official page advertises physical radiological-equipment maintenance and provides xx.xx named customer entries. The model removes veterinary and non-operating-institution entries and explicitly assumes active paid-maintenance conversion.
    - Evidence informing base-year company-share estimates: The same page lists rental, imaging IT, consumables and other adjacent activities, which are not automatically maintenance revenue.
164. Relación Gaceta Septiembre 2025 - Hospital de La Plata
    - Evidence informing base-year company-share estimates: The September 2025 buyer register lists contract xx.xx with Radiographics for COP xx.xx of RIS-PACE LUMIER licensing. The amount is excluded from physical-maintenance attribution and independently challenges conversion of all imaging-related business into the numerator.
165. Sobre DBI Medial Solutions
    - Evidence informing base-year company-share estimates: The official description reports more than xx.xx installed/repaired equipment units and describes Colombian maintenance contracts and individual services. The model explicitly adjusts this cumulative activity proxy for timing, repeated or inactive equipment, annual paid coverage and direct contracting.
166. Establecimientos certificados en CCAA de dispositivos médicos - 2 de marzo de 2026
    - Evidence informing base-year company-share estimates: The regulator list identifies DBI Medical Solutions S.A.S., NIT xx.xx-xx.xx as a certified establishment. This supports the entity boundary, not realized maintenance sales, geographic awards or service authorization for every asset.
167. Insmetar::Nosotros
    - Evidence informing base-year company-share estimates: The official company description distinguishes imaging maintenance from installation, fabrication and supplies, supporting the maintenance-only scope and the need to exclude supplier-to-supplier or adjacent activity.
168. Insmetar::Proyectos
    - Evidence informing base-year company-share estimates: The official project portfolio includes CT, mammography, angiography, fluoroscopy and gamma-camera work. It supports commercial modality breadth but does not establish project frequency, maintained assets or revenue.
169. Informe de experiencia profesional en la instalación y puesta en marcha de tomógrafos - descripción
    - Evidence informing base-year company-share estimates: The public academic description reports approximately xx.xx CT installations performed for INSMETAR during 2019-2021. This aggregate commercial activity anchors the modeled installation cohort; it is not maintenance revenue or a complete company-wide installed-base census.

170. Instituto Tecnológico de Costa Rica - Mesa Medical company case study
    - Evidence informing base-year company-share estimates: The historical xx.xx% public-sales observation supplies a cautious comparator for the modeled public/private bridge; it is not an Elvatrón observation.
171. CGR - Procedures awarded to Elvatron Sociedad Anonima by CCSS in 2025
    - Evidence informing base-year company-share estimates: The 2025 CCSS register provides the award total and item amounts used to distinguish imaging maintenance from equipment acquisition and other services in the contract-flow model.
172. MINSA Panamá - X-ray installation, service and maintenance licensees, updated January 22, 2026
    - Evidence informing base-year company-share estimates: Listed in the January xx.xx 2026 X-ray-service registry; no 2025 revenue is disclosed.
173. MINSA - Listado de empresas licenciadas para instalación, servicio y mantenimiento de fuentes radiactivas y/o equipos generadores de rayos X, actualizado al 15 de octubre de 2024
    - Evidence informing base-year company-share estimates: The October xx.xx 2024 list names Promed, providing a pre-base-year licensing anchor, not sales.
    - Evidence informing base-year company-share estimates: The October xx.xx 2024 list names Hospimed, S.A.; no monetary activity is quantified.
174. Promoción Médica, S.A. - Informe de Actualización Trimestral, septiembre de 2025, including Promed Europe, S.L. y Subsidiarias financial schedules
    - Evidence informing base-year company-share estimates: The cumulative September 2025 consolidating schedule isolates Panama entity E001 maintenance contracts of USD xx.xx and repairs of USD xx.xx. The wider group's USD xx.xx maintenance pool is not substituted for this entity. Imaging attribution and annualization remain modeled.
175. Actos Públicos relativos a contrataciones públicas - Hospital del Niño - abril de 2025
    - Evidence informing base-year company-share estimates: The purchasing report identifies Promoción Médica portable digital X-ray maintenance of USD xx.xx for the stated January 2024-December 2025 period and a USD xx.xx medical-freezer package. These support differentiated fee-weighting, not realized company-wide sales; repeated rows are not added.
176. Soporte Técnico Certificado - Hospimed Panamá
    - Evidence informing base-year company-share estimates: Hospimed reports more than ten engineers and technicians and separately identifies applications personnel. The conservative ten-person engineering floor anchors the model; 2025 timing, imaging allocation, paid-maintenance effort and revenue realization are assumptions.
177. Sobre Nosotros - Hospimed Panamá
    - Evidence informing base-year company-share estimates: The company describes installation and maintenance and reports more than eighty installations across its wider portfolio. This is a scale check, not an imaging installed-base count or paid-maintenance observation.
178. Lanzamiento del 1er Resonador 5 Tesla en Panamá - Hospimed Panamá
    - Evidence informing base-year company-share estimates: Hospimed identifies its Panama United Imaging distribution role. This supports the imaging-business connection used in workforce attribution, but provides no paid-maintenance contract count or fee.

179. GHC - External Contracts Register 2025/2026
    - Evidence informing base-year company-share estimates: A GBP xx.xx seven-year Samsung X-ray maintenance commitment provides a company-specific recurring-purchasing check; it is not realized annual revenue. The register also supplies the comparable fee used in the model.
    - Evidence informing base-year company-share estimates: Contract C339235 names Modality for ultrasound maintenance at GBP xx.xx excluding VAT over approximately five years. Level annualization supplies the modeled GBP xx.xx fee reference.
    - Evidence informing base-year company-share estimates: The annualized ultrasound-maintenance contract fee is a comparable pricing input, not Avensys revenue or its own contract price.
    - Evidence informing base-year company-share estimates: The annualized ultrasound-maintenance contract fee calibrates the startup model; it does not establish Everything Ultrasound's customer count.
    - Evidence informing base-year company-share estimates: The ultrasound-maintenance fee supplies a monetary coverage-equivalent reference for the modeled small service team, not observed QMS sales.
    - Evidence informing base-year company-share estimates: The ultrasound-maintenance fee is a comparable price anchor for Imagex's modeled service footprint, not an Imagex award.
180. H2 Equity Partners - MIS Healthcare Has Acquired Xiel Limited
    - Evidence informing base-year company-share estimates: The January xx.xx 2025 announcement states that Xiel's acquisition completed in December 2024 and that group revenue exceeded GBP xx.xx. This is a broad scale constraint, not maintenance revenue.
181. Modality - Company-Published LinkedIn Profile
    - Evidence informing base-year company-share estimates: Modality's company-published profile gives a current xx.xx-xx.xx employee range and identifies service, repair, rental, equipment sales, and managed maintenance. It bounds business scale without establishing 2025 maintenance staffing.
182. Modality - Diagnostic Imaging Equipment Maintenance: Service Contracts
    - Evidence informing base-year company-share estimates: The portfolio distinguishes multi-vendor, managed, comprehensive, preventive, and partnered service obligations, supporting maintenance attribution and retained-responsibility exclusions.
183. Avensys - Are You Interested in Becoming an Apprentice?
    - Evidence informing base-year company-share estimates: Avensys describes a broader biomedical network exceeding xx.xx engineers. The disclosure constrains overall scale but neither dates an imaging-specific 2025 count nor supports attributing the entire network.
184. Companies House - Everything Ultrasound Limited, Company 16229297
    - Evidence informing base-year company-share estimates: The official registry records incorporation on February xx.xx 2025, informing the modeled partial-year exposure without establishing the trading start or a zero.
185. QMS Medical - Meet the Team
    - Evidence informing base-year company-share estimates: The current roster identifies a service director, field engineer/director, and senior engineer. These roles constrain the small-team proxy but do not establish their 2025 participation.
186. Quality Medical Services - Company-Published LinkedIn Profile
    - Evidence informing base-year company-share estimates: The company-published profile describes a xx.xx-xx.xx employee business spanning equipment supply, rentals, maintenance, and medical/veterinary channels, supporting explicit scope exclusions.
187. Imagex Medical Ltd - Company-Published LinkedIn Profile
    - Evidence informing base-year company-share estimates: Imagex's company-published profile gives an xx.xx-xx.xx employee range and identifies ultrasound agreements, system and transducer repairs, equipment rentals, parts, and pre-owned systems. These support scale and exclusion premises, not a disclosed maintenance numerator.
188. Our Team | Hilditch Group
    - Evidence informing base-year company-share estimates: Identifies an engineering manager and two medical engineers, separately from an administrator and an IT-oriented technician; supplies the staffing-role anchor for the modeled xx.xx technical FTE.

189. Hilditch Group - Ultrasound Service Engineer Job Advertisement
· Evidence informing base-year company-share estimates: Distinguishes continuing ultrasound customer maintenance from auction-related engineering, supporting the model's maintenance-versus-resale scope adjustment; the vacancy is not counted as employment.
190. Revitech GmbH - Company Professional Profile
· Evidence informing base-year company-share estimates: The company's self-reported xx.xx-xx.xx employee band constrains the workforce model; the selected xx.xx-person point and service allocation remain assumptions, not reported employment.
191. Mehr Nachhaltigkeit in der Medizintechnik | Revitech
· Evidence informing base-year company-share estimates: Identifies ultrasound-probe specialization, Sana affiliation and interaction with more than sixty group hospitals; supports excluding captive activity and does not verify the modeled xx.xx% external retention.
192. PROMED Medical Parts & Equipment e.K. - Company Professional Profile
· Evidence informing base-year company-share estimates: The exact company's self-reported xx.xx-xx.xx employee band anchors a staffing-based maintenance estimate; the selected xx.xx-person point is explicitly modeled.
193. Über uns - Promed
· Evidence informing base-year company-share estimates: Describes approximately xx.xx square metres of mixed facilities and separates maintenance from trading, refurbishment, parts and rental; facility area is not converted directly into revenue.
194. Kooperation - Promed
· Evidence informing base-year company-share estimates: Identifies a separate PROMED Hellas cooperation relationship, supporting exclusion of the Greek partner's independent turnover and caution over overlapping fulfillment.
195. DMS Group - Rapport annuel au 31 décembre 2025
· Evidence informing base-year company-share estimates: Reports xx.xx average employees, xx.xx year-end employees and a xx.xx% combined commercial/after-sales staffing category used in the workforce model. EUR xx.xx goods-and-services revenue is not treated as maintenance revenue. ([dms-imaging.com](https://www.dms-imaging.com/wp-content/uploads/2026/xx.xx/DMS-2025-Rapport-financier-annuel-au-xx.xx-decembre-2025.pdf))
196. DMS Imaging - Terms and Conditions of Customer Services for Distributors, Version 04
· Evidence informing base-year company-share estimates: The commercial distributor and warranty boundary supports excluding ordinary acquisition warranties and distributor-led duplicate activity; it does not establish the modeled eligible-service proportion. ([dms-imaging.com](https://www.dms-imaging.com/wp-content/uploads/2022/xx.xx/E_PS07-006_04-Terms-and-conditions-of-customer-services-for-distributors.pdf))
197. Tromp Medical - International Business Overview
· Evidence informing base-year company-share estimates: Discloses approximately xx.xx current employees and an installed customer base exceeding xx.xx imaging systems. Headcount anchors the retrospective workforce model; installed systems provide a separate scale check, not paid-contract revenue. ([trompmedical.com](https://www.trompmedical.com/en-gb/))
198. Tromp Medical AS - Account of Due Diligence under the Norwegian Transparency Act
· Evidence informing base-year company-share estimates: Describes the Norwegian technical team's installation, maintenance and intercompany-support roles. This supports separate paid-maintenance and end-user-attribution adjustments rather than treating all technical activity as independent maintenance revenue. ([trompmedical.com](https://www.trompmedical.com/app/uploads/2024/xx.xx/Tromp-Medical-2023-Report-Transparency-Act-v2-signert.pdf))
199. H.C. Hospital Consulting S.p.A. - Bilancio SA8000, 2024 observation period, May 5, 2025
· Evidence informing base-year company-share estimates: The report covers 2024 and records xx.xx employees at December xx.xx 2024; this is the observed workforce anchor, not a 2025 imaging-revenue disclosure.

200. Hospital Consulting S.p.A. - Company History
   - Evidence informing base-year company-share estimates: Identifies the HERMED/Fresenius ownership lineage and entry into Fresenius Health Services in 2025, preventing attribution to the comparator's corporate group.
201. AGCM - A517, Mercati di manutenzione di dispositivi diagnostici, Decision 28620
   - Evidence informing base-year company-share estimates: Reports historical Althea Italia total revenue of EUR xx.xx, including EUR xx.xx imaging technical assistance, supplying a regional generalist-provider mix comparator rather than a target-company observation.
   - Evidence informing base-year company-share estimates: Supplies the historical xx.xx/xx.xx imaging-intensity comparator applied only after explicit target-specific scope and direct-user adjustments.
202. Agenor Mantenimientos - Historia
   - Evidence informing base-year company-share estimates: Reports 2025 turnover of EUR xx.xx and more than xx.xx healthcare customer centers, providing a company-specific commercial scale anchor broader than imaging maintenance.
203. BOE-B-2018-43562 - Málaga Diagnostic Imaging Maintenance Contract Formalization
   - Evidence informing base-year company-share estimates: Names Agenor in a historical imaging-maintenance award whose EUR xx.xx net aggregate is not usable as an individual 2025 numerator.
204. TQMS - O nas
   - Evidence informing base-year company-share estimates: Publishes xx.xx unique named team members and identifies TQMS Sp. z o.o.; the roster is a staffing proxy, not verified 2025 average employment or revenue.
205. TQMS - Serwis i Przeglądy
   - Evidence informing base-year company-share estimates: Identifies KRS xx.xx and an offering combining imaging service with installation, relocation and standalone parts activity, supporting explicit maintenance-scope exclusions.
206. SPSK im. prof. Adama Grucy - MRI System Sale, Proceeding DZP.26.20.2024, Result
   - Evidence informing base-year company-share estimates: The March xx.xx 2024 result concerns sale of an MRI system to TQMS.PL for PLN xx.xx; this candidate anchor is excluded because both transaction direction and named entity differ from captured maintenance revenue.
207. Medexa - Endoscope Service
   - Evidence informing base-year company-share estimates: The disclosed commercial partnership supports excluding partner-principal transactions from EndoComplete's modeled direct end-user activity rather than counting both parties' turnover.
208. EndoComplete - The EndoComplete-Team
   - Evidence informing base-year company-share estimates: The current directory identifies eight people explicitly titled Technician, separately from management, quality control and administration. The model assumes continuity into 2025 and an unobserved imaging workload allocation.
209. EndoComplete - Reparatur und Wartung flexibler Endoskope
   - Evidence informing base-year company-share estimates: The commercial repair portfolio identifies TEE and endosonography probes alongside ordinary flexible endoscopes, supporting imaging-component inclusion and the exclusion of unrelated endoscopy work.
210. ProMedical Oy - Maintenance
   - Evidence informing base-year company-share estimates: The eight-engineer shared maintenance organization supplies a company-specific staffing anchor for the NSG model; its imaging workload and 2025 continuity remain assumptions.
211. Trescal - Completes Five Acquisitions to Add EUR 25 Million in Sales
   - Evidence informing base-year company-share estimates: The January xx.xx 2023 acquirer announcement reports NSG sales of EUR xx.xx, xx.xx employees and five Nordic facilities. These are earlier, broader-business calibration inputs, not observed 2025 imaging-maintenance sales.
   - Evidence informing base-year company-share estimates: The disclosed NSG sales-to-total-employment ratio supplies a commercial comparator for EndoComplete's explicitly adjusted workforce model; it is not an EndoComplete financial disclosure.

212. Nordic Service Group - Medical Equipment Service
- Evidence informing base-year company-share estimates: NSG's medical-service offering separately identifies spare-parts sales and maintenance activity, supporting the need to exclude standalone products from the broader financial comparator.

213. IASIS Technologies - Company Operating Figures
- Evidence informing base-year company-share estimates: Reports more than xx.xx work-hours in one unspecified year, supplying the operating-volume anchor for the modeled maintenance numerator; the year and paid-maintenance composition require assumptions.

214. IASIS Technologies - Service Contracts
- Evidence informing base-year company-share estimates: Distinguishes full-service, labor-only and shared-risk maintenance agreements, supporting separate treatment of labor and attributable bundled consideration rather than equipment sales.

215. MEDFORD - О компании
- Evidence informing base-year company-share estimates: Reports xx.xx service-department personnel in an undated company roster; this is a staffing proxy, not an observed 2025 maintenance-revenue figure.

216. MEDFORD - О компании в 2020 году
- Evidence informing base-year company-share estimates: The presentation identifies eight service-department personnel as of August 2020, providing a dated historical staffing comparison rather than a 2025 observation.

217. MEDFORD - Ремонт и сервисное обслуживание
- Evidence informing base-year company-share estimates: Identifies imaging maintenance alongside non-imaging medical-equipment service, supporting the need for a company-specific imaging allocation and exclusion of unrelated activity.

218. About us - Armedtechnica
- Evidence informing base-year company-share estimates: Disclosed installed stocks, broader turnover and technical roster anchor the modeled maintenance numerator, not observed maintenance revenue.
- Evidence informing base-year company-share estimates: Supplies the peer stock-and-staff calibration; Link-specific adjustments remain assumptions.
- Evidence informing base-year company-share estimates: Supplies the peer calibration, not Meditech sales or staffing observations.
- Evidence informing base-year company-share estimates: Supplies the Armenian peer calibration used in the workforce model.
- Evidence informing base-year company-share estimates: Supplies the peer calibration before SIUN's modeled imaging adjustment.

219. Link Medical Systems - LinkedIn company profile
- Evidence informing base-year company-share estimates: Company-authored profile reports an xx.xx-xx.xx employee band and international imaging-service activity, including parts-inclusive contracts alongside excluded equipment and parts sales. It does not disclose 2025 maintenance revenue.

220. meditech LLC - LinkedIn company profile
- Evidence informing base-year company-share estimates: Company-authored profile reports an xx.xx-xx.xx employee band and engineering across imaging, theatre and laboratory equipment, supporting a bounded workforce proxy and a nonimaging scope adjustment.

221. Diavant LLC - LinkedIn company profile
- Evidence informing base-year company-share estimates: Company-authored profile reports an xx.xx-xx.xx employee band and imaging maintenance and repair activity; it constrains organizational scale but does not report technical staffing or revenue.

222. Service team completes annual certification across all modalities - Diavant News
- Evidence informing base-year company-share estimates: The March xx.xx 2025 company statement establishes a base-year local service-centre and engineering offering across imaging modalities, without quantifying paid maintenance activity.

223. SIUN Medical Equipment & Services - LinkedIn company profile
   - Evidence informing base-year company-share estimates: Company-authored profile reports an xx.xx-xx.xx employee band and a broad medical-equipment engineering business, supporting the workforce-scale proxy but not an observed imaging-service percentage.
224. SIUN - Equipment, Consultation and Service
   - Evidence informing base-year company-share estimates: The official website distinguishes medical-equipment supply, consultation and technical maintenance, supporting commercial participation and the exclusion of nonmaintenance activities.
225. Meditech - Medical equipment in Armenia
   - Evidence informing base-year company-share estimates: The official Armenian website confirms equipment supply and continuing support while identifying installation, training, warranty service and engineering as separate responsibilities; these do not all enter the maintenance numerator.
226. Maintenance - AMMCS
   - Evidence informing base-year company-share estimates: Provides named hospital and medical-district maintenance references alongside excluded municipal-laboratory work; the footprint supports the service-role assessment but does not establish 2025 contract values.
227. EntroMedical - FANR Services, Radiation Safety and Medical Equipment
   - Evidence informing base-year company-share estimates: Reports five biomedical engineers and four medical physicists, supplying the modeled commercial staffing scale. Cumulative facilities served and an advertised starting inspection fee do not establish annual revenue.
228. Medical Equipment Installation, Training & Maintenance | EntroMedical Healthcare Solutions UAE
   - Evidence informing base-year company-share estimates: Identifies imaging maintenance within a broader medical-equipment service portfolio, supporting explicit exclusions and the modeled imaging-allocation adjustment.
229. About Us | ICON BIOTRONICS FZE - 13+ Years
   - Evidence informing base-year company-share estimates: The company reports exceeding xx.xx active clients in 2024 and describes imaging and dental engineering activities. This supports the account-scale anchor, not the assumed 2025 asset wallet or final share.
230. Tibbiyah - Arabic Consolidated Financial Statements for the Year Ended 31 December 2025
   - Evidence informing base-year company-share estimates: The 2025 statements disclose SAR xx.xx of services and civil-works revenue, separately from goods and warranties; this is the modeled service-pool anchor, not imaging-maintenance revenue.
   - Evidence informing base-year company-share estimates: The statements identify a xx.xx% equity-accounted Philips Saudi healthcare joint venture, supporting exclusion of joint-venture turnover rather than adding a proportionate supplier numerator.
231. Scientific and Medical Equipment House Company - Interim Condensed Consolidated Financial Statements, 31 March 2025
   - Evidence informing base-year company-share estimates: The first-quarter 2025 segment note reports SAR xx.xx external operation-and-maintenance revenue and separately identifies intersegment revenue.
   - Evidence informing base-year company-share estimates: The disclosed pool is broader than medical imaging maintenance and requires the explicit annualization and scope assumptions in the model.
232. Scientific & Medical Equipment House Co. Announces Its Annual Consolidated Financial Results for the Period Ended 31 December 2025G
   - Evidence informing base-year company-share estimates: The company reports SAR xx.xx annual 2025 revenue and project-completion and handover effects in operations and maintenance. These provide a scale and direction check, not the modeled imaging fraction.
233. Scientific & Medical Equipment House Co. - Signing of the Najran Medical-Device Maintenance and Repair Contract
   - Evidence informing base-year company-share estimates: The December xx.xx 2025 Najran contract announcement identifies a five-year, VAT-inclusive SAR xx.xx commitment and postpones expected financial impact to Q2 2026. The commitment is therefore not added as 2025 annual revenue.

234. HomeStead - Suncare
   · Evidence informing base-year company-share estimates: Company-stated xx.xx-plus cumulative projects and an imaging-maintenance portfolio provide an unverified activity proxy, not observed 2025 revenue or active paid contracts. Unrelated template content reduces confidence in the project-count anchor.
235. AlBadr Company Materials and hospitals supplies LTD | LinkedIn
   · Evidence informing base-year company-share estimates: The company-authored profile identifies Saudi imaging maintenance and an xx.xx-xx.xx employee size band, used only to constrain an assumption-led workforce model; it does not establish a dated 2025 headcount or market leadership.
236. Attieh Medico - corporate facts and healthcare maintenance services
   · Evidence informing base-year company-share estimates: Official material identifies seven Saudi branches, maintenance contracts and imaging-related business lines. The branch count constrains a modeled service-resource numerator but does not establish branch staffing or maintenance revenue.
237. Technomedical | LinkedIn
   · Evidence informing base-year company-share estimates: The company-authored profile states a xx.xx-xx.xx employee band and founding in 2023. These unverified statements constrain the retrospective working model but are not a 2025 workforce observation.
238. Radiology & Medical Imaging Services - technomedical-sa.com
   · Evidence informing base-year company-share estimates: Official imaging-service categories include X-ray, ultrasound, CT, MRI and catheterization-laboratory maintenance. The page supports in-scope participation, not service volume or the modeled imaging-workload fraction.
239. Service Unit - Zahrawi
   · Evidence informing base-year company-share estimates: The service unit reports more than xx.xx engineers across its locations. The undated threshold constrains the modeled service-resource base; imaging allocation, paid-maintenance proportion and productivity remain assumptions.
240. Zahrawi Group - 2025 Integrated Report, Performance Snapshot
   · Evidence informing base-year company-share estimates: The 2025 report identifies xx.xx employees and five GCC markets, establishing a dated group footprint and showing why total corporate personnel cannot be equated with imaging-service resources. Neither measure is used directly as a market-share weight.
241. About Us - Meditel Healthcare Group
   · Evidence informing base-year company-share estimates: Official material reports more than xx.xx experts and technical-service teams across more than xx.xx Turkish provinces, with imaging and nonimaging business lines. The footprint constrains a modeled imaging-service subset, not observed 2025 maintenance revenue.
242. History of Meditel Healthcare
   · Evidence informing base-year company-share estimates: The group history identifies MEDKO's move into patient healthcare services. This supports separating clinical receipts and captive maintenance from externally purchased equipment-maintenance consideration; it does not quantify the assumed exclusion.
243. TecnicaMed | Tıbbi Görüntüleme Sistemleri Teknik Servis
   · Evidence informing base-year company-share estimates: The company reports xx.xx+ serviced devices and xx.xx+ institutional customers and identifies MRI, CT, radiography and workstation offerings. These are cumulative footprint inputs, not observed 2025 maintenance revenue or market share.
244. Hakkımızda - MRS Medikal Onarım Servisi
   · Evidence informing base-year company-share estimates: The company profile reports xx.xx+ institutional customers and xx.xx+ completed projects and describes imaging-system and component-service activities. The customer threshold anchors the modeled annual event cohort; neither indicator is an annual revenue observation.
245. Hakkımızda | Cemtaş Medikal - Tıbbi Cihaz Teknolojileri
   · Evidence informing base-year company-share estimates: The company profile reports xx.xx+ customers and identifies radiography, mammography and other diagnostic-equipment activities. The customer threshold supports a commercial cohort anchor, with imaging-only, period and paid-maintenance conversions remaining assumptions.

246. About Perfect Business LLC | Oman
   - Evidence informing base-year company-share estimates: Perfect Business reports xx.xx+ healthcare organizations reached and distinguishes imaging-related activity from laboratory, consumable and sterilization businesses. Organizational reach is the model's starting population, not an observed maintenance-customer count.
247. Perfect Business LLC | Healthcare Technology & Medical Equipment Oman
   - Evidence informing base-year company-share estimates: The company identifies a CT and digital-radiography deployment at KIMS Oman Hospital and local lifecycle support. This supports the relevant modality exposure but does not disclose 2025 paid maintenance consideration or installed quantities for the full business.
248. Advanced Technology Company K.S.C.P. - Consolidated Annual Financial Statements, 31 December 2025
   - Evidence informing base-year company-share estimates: Audited note xx.xx reports KWD xx.xx maintenance-services revenue in 2025 and KWD xx.xx in 2024, separately from other revenue categories.
   - Evidence informing base-year company-share estimates: Provides the observed maintenance pool for the modeled imaging allocation; it does not disclose the xx.xx% imaging assumption or final market share.
249. Advanced Technology Company - Company Profile 2024
   - Evidence informing base-year company-share estimates: The company-authored portfolio identifies diagnostic imaging alongside multiple non-imaging divisions and includes therapeutic equipment, supporting the need for a maintenance-pool scope adjustment rather than use of the full reported pool.
250. □□□□□□□ □□□□□□ □□ | About Al-Mimar Group
   - Evidence informing base-year company-share estimates: The company reports having equipped more than xx.xx Iraqi doctors; this cumulative footprint anchors the assumption-led active-equipment model, not a directly observed maintenance numerator.
251. □□□□□□□ □□□□□□ □□□□□ | Al-Mimar Group Companies
   - Evidence informing base-year company-share estimates: Distinguishes imaging distribution, engineering maintenance, broader medical activities and regional logistics; identifies MRI/nuclear service and supply to other local companies, supporting group consolidation and duplicate-turnover exclusions.
252. Medical Equipment Procurement | Al-Bahja Medical Equipment
   - Evidence informing base-year company-share estimates: Reports xx.xx delivered projects and a mixed imaging/non-imaging equipment portfolio; the cumulative count anchors the project-to-active-equipment working model, not observed annual service revenue.
253. Maintenance & Repair Services | Al-Bahja Medical Equipment
   - Evidence informing base-year company-share estimates: Establishes standing maintenance and repair contracts as a commercial offering, supporting a maintenance-service conversion of the separate project footprint without treating equipment procurement as service revenue.
254. Arpamedical | High performance independent service organization
   - Evidence informing base-year company-share estimates: Establishes Arman Parto Tasvir/Arpamedical's Iranian CT, MRI and angiography service role alongside equipment, installation and parts activity; supports the model's scope exclusions.
255. Arpamedical co. | LinkedIn
   - Evidence informing base-year company-share estimates: The company-controlled profile reports a current xx.xx-xx.xx employee band. It anchors company scale only; the 2025 headcount, maintenance staffing and monetization coefficients remain modeled.
256. Rambam Medical Center - Service agreement for two Samsung ultrasound systems, notice 4000559982
   - Evidence informing base-year company-share estimates: Supplies an independent Israeli ultrasound-service price comparator: USD xx.xx divided by three years and two systems equals USD xx.xx per system-year before the model's portfolio and attribution adjustments.
257. Career & Culture: Join Eldan's Team
   - Evidence informing base-year company-share estimates: Reports more than xx.xx professionals across Eldan's medical and scientific distribution and service businesses. This is a broad scale proxy, not a measured 2025 imaging-maintenance workforce.

258. Tel Aviv Sourasky Medical Center - Ultrasound-system service contract with Eldan, notice 4000611764
    - Evidence informing base-year company-share estimates: Names Eldan for ultrasound-system service at USD xx.xx including VAT for January xx.xx 2026-December xx.xx 2028. Used only as an out-of-year commercial scale check, not as 2025 recognized revenue or as the optional extension ceiling.
259. Clients - Tihama Tractors & Engineering Co., Ltd
    - Evidence informing base-year company-share estimates: Names xx.xx customer relationships. Excluding two ministries leaves xx.xx clinical facilities used as the modeled footprint anchor, not observed maintenance-contract counts.
260. Our Experience - Tihama Tractors & Engineering Co., Ltd
    - Evidence informing base-year company-share estimates: Identifies MRI, CT, SPECT, cath-lab, digital X-ray and ultrasound commercial experience, supporting imaging-specific scope rather than industrial-group revenue attribution.
261. Services - Tihama Tractors & Engineering Co., Ltd
    - Evidence informing base-year company-share estimates: Lists proactive maintenance and full-coverage maintenance contracts, supporting a commercially purchased service role without establishing realized annual revenue.
262. Star lucent Medical for Import Medical Equipment, and maintenance services
    - Evidence informing base-year company-share estimates: Lists six named clients and annual-or-longer maintenance offerings with CT, MRI and cath-lab activity; these support the footprint proxy, not observed contract revenue.
263. About Us - Sayun Medical Corporation
    - Evidence informing base-year company-share estimates: Reports xx.xx employees across five functions and an ultrasound/X-ray portfolio. The workforce anchors organizational scale; engineering allocation and paid imaging activity remain modeled.
264. Our Services - Sayun Medical Corporation
    - Evidence informing base-year company-share estimates: Describes a maintenance center and support during and after warranty, supporting assessment of a continuing service role without measuring separately purchased annual maintenance.
265. Projects - imatec
    - Evidence informing base-year company-share estimates: The cumulative installed-base tables constrain the modeled imaging footprint: xx.xx diagnostic CT systems, seven gamma cameras, one PET/CT, an additional Tishreen CT and two general X-ray systems. Planning-project descriptions inform explicit deduplication assumptions, not verified active counts. ([imatec-sy.com](https://imatec-sy.com/index.php/projects/))
266. Our Team - imatec
    - Evidence informing base-year company-share estimates: Nine named service-team members support the specialist-service organizational premise. The roster does not establish 2025 imaging revenue, paid workload or the model's survival and fee parameters. ([imatec-sy.com](https://imatec-sy.com/index.php/our-team/))
267. Volunteer Training Program for Biomedical Engineering Students - imatec
    - Evidence informing base-year company-share estimates: The company's dated May 2025 event corroborates continuing personnel and installed-equipment engagement at Al-Bairouni. It is a continuity check, not purchased maintenance revenue. ([imatec-sy.com](https://imatec-sy.com/index.php/volunteer-training-program-for-biomedical-engineering-students/))
268. Intermed Pal :: Who We Are
    - Evidence informing base-year company-share estimates: Reports xx.xx employees, including xx.xx medical-equipment engineers; the undated engineering count anchors the assumption-led 2025 activity model.
    - Evidence informing base-year company-share estimates: Identifies imaging alongside other equipment categories, requiring an explicit imaging and paid-maintenance scope adjustment.
269. Intermed Pal :: Technical Support
    - Evidence informing base-year company-share estimates: Establishes continuing remote and on-site technical-support offerings; availability is not represented as annual maintenance revenue or a realized fee.

270. Synergizer - Healthcare, Issue 6 - Synergy Consulting
- Evidence informing base-year company-share estimates: Describes a commissioned ten-year radiology partnership covering seven hospitals and nuclear-medicine facilities in two hospitals.
- Evidence informing base-year company-share estimates: The hospital counts anchor a modeled maintenance component; the publication does not disclose the asset basket or annual maintenance consideration used in the estimate.

271. Heritage Capital - Annual Report 2025
- Evidence informing base-year company-share estimates: The owner's 2025 report identifies six national branches and more than xx.xx employees at SSEM. These constrain commercial scale; they do not disclose imaging-maintenance revenue or the modeled six imaging-service equivalents.

272. SSEM Mthembu Medical - Corporate Profile: The Pulse of Technology
- Evidence informing base-year company-share estimates: The commercial profile identifies the six-location national network and local technical support within a diversified medical-equipment business. It supports a service-workforce bridge, not counting total equipment distribution as maintenance.

273. Diagnostic & X-Ray Equipment Suppliers | Lomaen Medical
- Evidence informing base-year company-share estimates: The published roster identifies four field-service roles, a national service manager and a QA technical manager, supporting the modeled five-equivalent service workforce.
- Evidence informing base-year company-share estimates: The company serves human medical and veterinary imaging, requiring an explicit human-medical attribution rather than treating all service activity as in scope.

274. T2S Group Holding - Document de référence relatif à l'exercice 2025
- Evidence informing base-year company-share estimates: The 2025 business disclosures provide whole-MMAD anchors of xx.xx for SAV, xx.xx for RADONCO and xx.xx for ORAS. These are broader commercial inputs, not a disclosed imaging-maintenance numerator.
- Evidence informing base-year company-share estimates: The model applies separate installed-base mix, nonimaging, maintenance-only and end-user attribution adjustments.

275. Modern Systems for Trading | LinkedIn
- Evidence informing base-year company-share estimates: The company-authored xx.xx-xx.xx employee band constrains the modeled headcount; it is not a 2025 technical-team census. ([linkedin.com](https://www.linkedin.com/company/modern-systems-for-trading))

276. About Modern Systems | Medical Technology & Engineering
- Evidence informing base-year company-share estimates: Describes connected Egypt, UK and Saudi operations and dated branch establishment; presence is not an annual revenue observation. ([modern-system.org](https://modern-system.org/about-modern-systems/))

277. Systems for Projects and Maintenance | LinkedIn
- Evidence informing base-year company-share estimates: Reports an xx.xx-xx.xx employee band and cumulative imaging-service activity; cumulative repairs are not annualized as revenue. ([linkedin.com](https://www.linkedin.com/company/spm-solutions-eg))

278. SPM - About Us
- Evidence informing base-year company-share estimates: Identifies imaging maintenance contracts and fuller parts/labor coverage separately from equipment supply. ([spmhospitals.com](https://spmhospitals.com/about.html))

279. Alkan Medical | LinkedIn
- Evidence informing base-year company-share estimates: The company-authored xx.xx-xx.xx employee band, after-sales role and mixed medical portfolio constrain its workforce and imaging-scope assumptions. ([linkedin.com](https://www.linkedin.com/company/alkan-medical))

280. Trade & Distribution | Alkan Holding
- Evidence informing base-year company-share estimates: Separately identifies Alkan Medical and its imaging/non-imaging portfolio; parent-group workforce and turnover are not its maintenance numerator. ([alkanholding.com](https://alkanholding.com/lines-of-business/trade-distribution/))

281. Services | Youssef Allam Group
    - Evidence informing base-year company-share estimates: The medical-solutions section discloses more than xx.xx trained engineers and maintenance/staffing contracts, supplying the technical-team floor. ([yallam.com](https://www.yallam.com/en/services))
282. Products | Youssef Allam Group
    - Evidence informing base-year company-share estimates: Separates medical radiology/dental categories from printing and media-storage activity; does not measure an installed maintenance fleet. ([yallam.com](https://www.yallam.com/en/products))
283. Qui sommes-nous | CIDIS
    - Evidence informing base-year company-share estimates: Its disclosed technical-staff mix supplies an upper comparator for Modern Systems' modeled technical-workforce fraction.
    - Evidence informing base-year company-share estimates: Its disclosed technical-staff mix supplies the comparator for SPM's modeled technical-workforce fraction.
    - Evidence informing base-year company-share estimates: Its technical-staff mix supplies a comparator, not an observed Alkan workforce.
    - Evidence informing base-year company-share estimates: Reports xx.xx employees, including xx.xx engineers and xx.xx technicians, and a mixed imaging/dental portfolio. ([cidis.dz](https://cidis.dz/qui-sommes-nous/))
    - Evidence informing base-year company-share estimates: Its disclosed technical-staff mix supplies an upper comparator for Med-X's modeled workforce fraction.
284. Med-X Medical Systems | LinkedIn
    - Evidence informing base-year company-share estimates: The company-authored Tunis profile states xx.xx-xx.xx employees and imaging maintenance alongside distribution, PACS, training and consumables. ([linkedin.com](https://www.linkedin.com/company/med-x-medical-systems))
285. JNC International - Company Profile
    - Evidence informing base-year company-share estimates: Its technical-staff mix supplies a lower comparator for Modern Systems' assumed workforce allocation.
    - Evidence informing base-year company-share estimates: Its technical-staff mix supplies a broad-distributor comparator for SPM's service-centered allocation.
    - Evidence informing base-year company-share estimates: Its approximately xx.xx% technical-staff mix supplies the broad medical-distributor comparator used for Alkan.
    - Evidence informing base-year company-share estimates: Its technical-staff mix supplies a lower comparator for Med-X's modeled workforce fraction.
    - Evidence informing base-year company-share estimates: Reports a xx.xx-person technical team within approximately xx.xx staff and a mixed medical portfolio; the older disclosure is bridged, not asserted as 2025 payroll. ([jnciltd.com](https://www.jnciltd.com/uploads/files/jnci-company-profile.pdf))
286. Equipment Maintenance | JNC International Limited
    - Evidence informing base-year company-share estimates: Separately advertises planned maintenance contracts and on-demand purchases, supporting purchased-obligation distinctions but not their revenue mix. ([jnciltd.com](https://www.jnciltd.com/services/technical-services/equipment-maintenance))
287. About - Medical
    - Evidence informing base-year company-share estimates: Discloses xx.xx biomedical engineers; its current workforce is used as an explicitly uncertain 2025 proxy. ([daravoria.com](https://daravoria.com/about/))
288. Daravoria Medical
    - Evidence informing base-year company-share estimates: Describes ultrasound support alongside laboratory and point-of-care activity and warranty/SLA fulfillment, requiring imaging and paid-maintenance exclusions. (daravoria.com)
289. FATRA Medical Equipment Services - Leading Medical Equipment Supply & Clinical Engineering Services Across Nigeria
    - Evidence informing base-year company-share estimates: The company history places service to xx.xx+ hospitals under its 2025 milestone, supplying the customer-footprint anchor for the modeled numerator. Broad professional and device/model counts are not converted into imaging sales.

290. Our Services | FATRA Medical Equipment Services
    - Evidence informing base-year company-share estimates: The official portfolio includes diagnostic imaging alongside nonimaging equipment and advertises preventive and corrective maintenance. It supports the need for an imaging-specific scope adjustment, not an observed revenue split.
291. Performance Audit Report of the Auditor-General on the Procurement and Maintenance of Medical Equipment in Teaching Hospitals
    - Evidence informing base-year company-share estimates: The audit identifies MEANS's GHS xx.xx imaging preventive-maintenance agreement at Komfo Anokye Teaching Hospital for March xx.xx 2023-February xx.xx 2026. The model annualizes this commitment; the source does not report realized 2025 company revenue.
292. Exchange Rate - Bank of Ghana
    - Evidence informing base-year company-share estimates: The twelve 2025 monthly-average GHS/USD rates total xx.xx; their arithmetic mean, xx.xx/xx.xx supplies the annual currency-conversion bridge for the modeled maintenance commitment.
293. Spectra Health Limited - Medical Equipment And Ancillary Services
    - Evidence informing base-year company-share estimates: The 2016 Spectra project explicitly includes CT and mammography maintenance alongside other work. This historical equipment footprint calibrates the modeled non-KATH allowance, not an observed 2025 booking.
294. About Us - Medical Equipment And Ancillary Services
    - Evidence informing base-year company-share estimates: The company describes its broad hospital-engineering scope and the separation from predecessor Mediwise. These boundaries prevent counting all historical projects or nonimaging activity as current imaging maintenance.
295. FastMediks - The Most Reliable Medical Supply
    - Evidence informing base-year company-share estimates: Discloses four named hospital relationships involving equipment supply and engineering support, providing the customer-footprint anchor for the explicitly modeled annual account equivalents.
    - Evidence informing base-year company-share estimates: Establishes a maintenance offering alongside excluded equipment, IT and clinical-service activities; does not disclose 2025 maintenance revenue.
296. MEMS IMAGING | LinkedIn
    - Evidence informing base-year company-share estimates: The company-authored profile reports a xx.xx-xx.xx employee band and an imaging-focused engineering business, constraining the staffing scenario but not observing 2025 staffing or revenue.
297. Equipment Repair & Maintenance - MEMS Imaging
    - Evidence informing base-year company-share estimates: Establishes an imaging-equipment maintenance offering distinct from installations, equipment transfers, standalone parts and other services excluded from the modeled numerator.
298. Ethics and Anti-Corruption Commission - Annual Report 2022/2023
    - Evidence informing base-year company-share estimates: Records an FY2017/2018 award involving xx.xx CT scanners to Megascope, providing a historical procurement-cohort anchor only; it does not establish delivery, 2025 active maintenance or realized annual revenue.
299. TurnKey - Megascope Healthcare Ltd
    - Evidence informing base-year company-share estimates: Reports experience with more than xx.xx hospitals and continuing service-contract offerings, anchoring the cumulative customer universe used in the non-CT activity bridge.
    - Evidence informing base-year company-share estimates: Separates imaging from broader turnkey construction, theatre and laboratory work that is excluded from the maintenance numerator.
300. Our Services | Medistus Limited
    - Evidence informing base-year company-share estimates: Reports xx.xx-plus facilities served and offers preventive, remedial and comprehensive maintenance, anchoring the modeled customer-to-paid-imaging-obligation bridge rather than directly measuring it.

301. Ultrasound Machine Prices and Sale in Kenya | Medistus Limited
   · Evidence informing base-year company-share estimates: Advertises annual ultrasound-maintenance examples around KES xx.xx for basic arrangements and KES xx.xx for broader high-tier coverage; these asking-price examples constrain the modeled fee mix, not realized invoices or plan prevalence.
302. Central Bank of Kenya - 2025 Annual Report, Exchange Rate Developments
   · Evidence informing base-year company-share estimates: Reports a 2025 annual-average exchange rate of KES xx.xx per USD, used to convert the modeled Kenyan-shilling maintenance numerator into the frozen denominator's currency.
303. Biomedical Engineering as a Driver for Healthcare Improvements in East Africa
   · Evidence informing base-year company-share estimates: The 2022 study reports approximately xx.xx biomedical engineers and technicians at Crown Healthcare. This is a historical workforce input, not observed 2025 maintenance revenue.
304. Medical Equipment - Crown Healthcare
   · Evidence informing base-year company-share estimates: Crown's official portfolio includes imaging and dental-imaging categories alongside broader medical, laboratory and pharmaceutical activities, supporting a company-specific imaging allocation rather than attribution of the entire business.
305. Sub-Saharan Africa Respiratory Care Equipment Distributor Landscape - November 2021
   · Evidence informing base-year company-share estimates: The 2021 distributor profile distinguishes initial warranty from separately renewable annual service and reports different labor-only and comprehensive pricing structures. Its respiratory-equipment rates are not treated as imaging tariffs.
306. Pyramid Group: Pacific Diagnostics and Pyramid Pharma
   · Evidence informing base-year company-share estimates: The historical case study reports xx.xx trained Pacific Diagnostics engineers across four named African countries and describes service work for manufacturers as well as customers. These constrain workforce scale and motivate a non-overlapping contracting-role adjustment.
307. Pacific Diagnostics - Medical Imaging Solutions
   · Evidence informing base-year company-share estimates: Pacific identifies its imaging-equipment distribution, service and maintenance business and regional history, supporting the economic identity used in the model without attributing pharmaceutical activity.
308. L'entreprise - L'expertise technique au service de la santé -Ingénierie Biomédicale et Électrique (IBE)
   · Evidence informing base-year company-share estimates: IBE reports xx.xx clients across mixed business activities and advertises imaging products plus preventive and corrective maintenance. This supports only the modeled commercial-exposure pool, not observed 2025 maintenance revenue or the assumed conversion factors.
309. Hub Medimage en Côte d'Ivoire : Au Cœur de l'Innovation
   · Evidence informing base-year company-share estimates: The Abidjan hub reports seven engineers and diagnostic-imaging/oncology responsibilities, constraining the staffing model's scale without establishing 2025 maintenance revenue. ([medimage.fr](https://www.medimage.fr/hub-medimage-cote-ivoire))
310. Nos réalisations partout en Afrique
   · Evidence informing base-year company-share estimates: Named Ivorian imaging-equipment projects support the local equipment-linked footprint; installations are not treated as annual maintenance sales. ([medimage.fr](https://www.medimage.fr/nos-realisations))
311. Hôpital Général de Douala - Communiqué N°013/C/HGD/DG/DTH/SMP/2023
   · Evidence informing base-year company-share estimates: The June xx.xx 2023 award names Naroge for XAF xx.xx over six months for mixed biomedical and imaging maintenance, supporting the historical recurring-account premise.
   ([armp.cm](https://armp.cm/details?id_publication=xx.xx&type_publication=COMM))
312. Hôpital Général de Douala - Décision N°012/D/HGD/DG/DTH/SMP/2024
   · Evidence informing base-year company-share estimates: The June xx.xx 2024 decision awards Naroge XAF xx.xx over seven months for mixed biomedical and imaging maintenance; this is a prior-period purchasing anchor, not 2025 revenue.
   ([armp.cm](https://www.armp.cm/details?id_publication=xx.xx&type_publication=DEC-ATTR))

313. Hôpital Général de Douala - Appel d'Offres N°010/AONO/HGD/CIPM/2025

· Evidence informing base-year company-share estimates: The April xx.xx 2025 solicitation specifies a tax-inclusive XAF xx.xx budget and seven-month execution period. The model applies explicit retention, imaging-scope and execution assumptions rather than treating the budget as an award. ([armp.cm](https://armp.cm/details?id_publication=xx.xx&type_publication=AO))

314. Hôpital Général de Douala - Décision N°025/D/HGD/DG/DTH/SMP/2025

· Evidence informing base-year company-share estimates: A December xx.xx 2025 decision names Naroge for a twelve-month, XAF xx.xx radiology-support procurement identified with 2026; it corroborates continuity but is excluded from the 2025 numerator. ([armp.cm](https://www.armp.cm/details?id_publication=xx.xx&type_publication=DEC-ATTR))

315. Services - T-Biotech Sarl

· Evidence informing base-year company-share estimates: The company reports xx.xx-plus equipped facilities and preventive/corrective maintenance contracts. These constrain a customer-footprint model, not an observed imaging-maintenance share. ([tbiotechsarl.com](https://tbiotechsarl.com/services))

316. Zamedi Diagnostics - Official Products and Services Website

· Evidence informing base-year company-share estimates: The official site reports xx.xx-plus successful installations and offers imaging products, maintenance and repair. The model treats the unperiodized installation count as a weak broad-equipment exposure anchor, not observed 2025 imaging revenue. (zamedidiag.com)

317. Phantom Healthcare | Refurbished MRI, CT, PET-CT and Cath Lab Solutions

· Evidence informing base-year company-share estimates: Company reports xx.xx-plus installations and a xx.xx-plus service-engineer team. These commercial stocks anchor the model; calendar-2025 alignment, modality eligibility, active survival and paid retention are assumptions.

318. About Us - Sanrad

· Evidence informing base-year company-share estimates: Reports more than xx.xx cumulative installations, ten support offices and xx.xx employees in a CT/MRI equipment and support business.

· Evidence informing base-year company-share estimates: The INR xx.xx broader turnover statement is an undated scale check, not a directly observed maintenance numerator.

319. Smart UpKeep | BPL Medical Technologies

· Evidence informing base-year company-share estimates: Reports more than xx.xx service engineers across India. The model uses xx.xx as a network floor and separately assumes company-attributable, imaging and paid-maintenance fractions.

320. BPL Medical Technologies | Service Contracts for Medical Equipments

· Evidence informing base-year company-share estimates: Establishes purchased service packages for BPL equipment, including preventive and broader service offerings; it does not disclose imaging-specific deployment or realized annual fees.

321. KTPL Technologies was listed as one of India’s top five healthcare providers for 2023

· Evidence informing base-year company-share estimates: Official company publication dated April xx.xx 2023 describes maintenance of more than xx.xx mixed medical devices at around xx.xx facilities and more than xx.xx professionals.

· Evidence informing base-year company-share estimates: The model explicitly filters this historical mixed-device footprint to imaging and does not treat all maintained biomedical assets as imaging equipment.

322. 中小企业声明函（工程、服务）-河南大学淮河医院佳能 320 排 CT 全保服务项目，2024 年 12 月 17 日

· Evidence informing base-year company-share estimates: Government-hosted declaration dated December xx.xx 2024 reports prior-year revenue of RMB xx.xx and xx.xx employees for the named Wuxi entity.

· Evidence informing base-year company-share estimates: This is a self-declared historical company-revenue input, not observed 2025 imaging-maintenance revenue; the declaration's ownership language remains in conflict with the supplied affiliation boundary.

323. 上药桑尼克医疗科技-MR 维修，CT 维修，医疗设备托管

· Evidence informing base-year company-share estimates: The company's own disclosure reports more than xx.xx repair engineers and identifies imaging maintenance alongside hospital-wide management, installation and standalone parts activities. Staffing is a current commercial proxy, not observed 2025 revenue.

324. 河南科技大学第一附属医院磁共振及 DSA 设备全保项目包 1-中标公告

· Evidence informing base-year company-share estimates: The April xx.xx 2025 award names Guangdong Shangyao Sangnike for a CNY xx.xx MRI full-maintenance agreement over three years. Even annualization supplies a CNY xx.xx system-year fee proxy, not realized annual company revenue.

325. 導入施設・サービス内容 - 【公式】esaote 日本で唯一の整形領域専用 MRI

· Evidence informing base-year company-share estimates: The installation list provides xx.xx human-imaging MRI systems across five named product groups and six veterinary systems excluded from the model. Installed counts are not observations of active paid maintenance.

326. 会社情報 | 株式会社メディアーク

· Evidence informing base-year company-share estimates: The official company information identifies Mediark's Esaote MRI agency role and a dedicated maintenance-service contact, supporting a local commercial service role without establishing its recognized revenue.

327. 寰亞國際股份有限公司 - 最新職缺徵才簡介｜518 熊班

· Evidence informing base-year company-share estimates: The employer-authored profile lists ten employees and imaging-equipment trading and maintenance activities. The undated self-reported staffing count anchors an explicitly assumed retrospective service-book model.

328. 寰亞國際股份有限公司 - 關於我們

· Evidence informing base-year company-share estimates: The company describes CT/MRI maintenance resources, including more than xx.xx CT units or component sets and four MRI component sets. The model uses xx.xx:xx.xx only as a provisional category-mix proxy, never as a count of paying customer systems.

329. Why Probe Repairs Make Sense - ProbeLogic

· Evidence informing base-year company-share estimates: The October xx.xx 2017 company article reports an average 2D probe repair price of AUD xx.xx. It anchors a dated commercial price, with the model's subsequent repricing and mix adjustment explicitly assumed.

330. Our Team - ProbeLogic

· Evidence informing base-year company-share estimates: The team page identifies relevant technical repair roles separately from directors, administration and development roles. It constrains the staffing proxy but does not verify calendar-2025 full-time equivalents or invoice volume.

331. Laura - ProbeLogic

· Evidence informing base-year company-share estimates: The employee profile states that Laura joined ProbeLogic in 2025. The assumed half-year contribution is a modeling choice, not a disclosed employment start month.

332. About Tenacore | Your Partner in Healthcare Excellence

· Evidence informing base-year company-share estimates: Company-reported footprint exceeds xx.xx supported hospitals and describes an international business. This anchors the customer-cohort model, not observed 2025 imaging revenue.

333. Ultrasound Repairs Tenacore

· Evidence informing base-year company-share estimates: Establishes ultrasound-probe repair as an offered imaging-service category. No realized prices or completed repair counts are disclosed; these remain modeled.

334. TENACORE PTY LTD | buy.nsw

· Evidence informing base-year company-share estimates: The supplier profile, updated August xx.xx 2025, identifies Tenacore Pty Ltd and describes medical-equipment repair alongside consumables and accessories. It supports base-year operating presence, not imaging revenue.

335. Current details for ABN 89 665 303 828 | ABN Lookup
   · Evidence informing base-year company-share estimates: Identifies the Australian private company and active ABN dating from January xx.xx 2023. This does not establish international group ownership or maintenance turnover.
336. AJJ, Subsidiary of OEL (Holdings) Limited, Acquires 70% of Quest Asia Technologies
   · Evidence informing base-year company-share estimates: The August xx.xx 2023 announcement reports more than xx.xx active ultrasound service contracts, including human and veterinary customers, separately from equipment-supply master agreements. This is the historical quantity anchor for the modeled 2025 cohort.
337. AJJ Medtech Holdings Limited - Annual Report 2025
   · Evidence informing base-year company-share estimates: Reports 2025 healthcare-products-and-services revenue of SGD xx.xx and continued QAT control, and treats repair and maintenance as separate performance obligations. Group revenue is only a scale check, not QAT maintenance revenue.
338. Himex Corporation - company profile
   · Evidence informing base-year company-share estimates: Company-operated profile reports more than xx.xx cumulative installations at more than xx.xx hospitals and separately describes joint-venture operations. Supports the installation-stock proxy, not annual maintenance revenue.
339. Keeping Your Medical Imaging Equipment at Peak Performance
   · Evidence informing base-year company-share estimates: The August xx.xx 2025 company publication confirms that an imaging-maintenance service was offered during the base year. It does not disclose consideration or paid contract counts.
340. Asset Management Systems - Proven Performance
   · Evidence informing base-year company-share estimates: AMS reports maintaining over xx.xx medical devices and performing over xx.xx maintenance and repair actions annually. These broader, undated operating counts constrain scale but are not imaging-maintenance revenue.
341. Asset Management Systems - FAQs
   · Evidence informing base-year company-share estimates: The FAQ identifies xx.xx full medical-asset-management hospital customers and states that AMS assumes financial responsibility for existing vendor service contracts. Supports the hospital-program anchor and principal-attribution premise, not observed 2025 fees.
342. Faman Tech Corporation - Bio-Medical
   · Evidence informing base-year company-share estimates: The biomedical page advertises annual and comprehensive maintenance, names imaging categories, and displays xx.xx customer labels. Supports the reference-count and commercial-scope inputs; current imaging engagement and revenue coefficients are modeled.
343. Abtahi Engineering Technology - Repair & Maintenance
   · Evidence informing base-year company-share estimates: The maintenance page reports over xx.xx hospitals served and advertises yearly maintenance contracts, with radiography, ultrasound, C-arm and dental-imaging scope. The customer figure is not a dated 2025 paid-imaging-contract count.
344. Zelin Medical Systems - Projects
   · Evidence informing base-year company-share estimates: The selective project schedule identifies MRI, angiography and CT maintenance references, including continuing, expired and undated relationships. Supports the deduplicated reference-based fleet proxy; continuation probabilities and fees remain assumptions.
345. About Us - Mediquipment
   · Evidence informing base-year company-share estimates: Reports equipment installations across approximately xx.xx hospitals, supplying the historical customer-footprint anchor. The imaging, active-service and annual-fee adjustments are modeled separately. ([mediquipment.com](https://www.mediquipment.com/about-us/))

346. Radiology Solutions & Diagnostic Systems | Mediquipment Limited

· Evidence informing base-year company-share estimates: Separately identifies CT, MRI, X-ray, ultrasound and mammography offerings and maintenance support. This constrains the model's imaging categories but does not establish their installed mix or revenue.
([mediquipment.com](https://www.mediquipment.com/radiology/))

347. Unison Healthcare Group - Group Overview

· Evidence informing base-year company-share estimates: Reports more than xx.xx advanced-equipment installations and xx.xx customer-service professionals. These constrain commercial scale; active imaging composition, retrospective period, fees and direct contracting remain assumptions.
([unisonhealthcaregroup.com](https://www.unisonhealthcaregroup.com/en/page/introduction))

348. Ultrasound Repair, Device Testing, Diagnostics & Products: Acertara

· Evidence informing base-year company-share estimates: Company-stated annual activity exceeds xx.xx probes repaired and tested. Used as an undated run-rate proxy, with explicit 2025, billable-activity and direct-customer adjustments. ([acertaralabs.com](https://acertaralabs.com/home-page-sample-xx.xx/))

349. Ultrasound Probe Services - Quality Assurance - Acertara

· Evidence informing base-year company-share estimates: Identifies hospital, imaging-center, OEM and independent-service-organization customers, supporting exclusion of development services and duplicate supplier-to-supplier activity rather than counting all ultrasound-related business.
([acertaralabs.com](https://acertaralabs.com/services/))

350. VA National Acquisition Center - Acertara Contract 36F79721D0074

· Evidence informing base-year company-share estimates: Identifies Acertara contract 36F79721D0074, effective February xx.xx 2021, with equipment maintenance and repair coverage and listed expiration October xx.xx 2026. This establishes an available direct contracting route, not annual orders or revenue.
([vendorportal.ecms.va.gov](https://www.vendorportal.ecms.va.gov/NAC/Search/Details/36F79721D0074))

351. ATON 2 GmbH - Konzernabschluss 2025

· Evidence informing base-year company-share estimates: Reports 2025 Med Tech external revenue of EUR xx.xx and 2024 EUR xx.xx. The model excludes gross-performance accounting additions and explicitly estimates the maintenance portion of the broader reporting boundary.
([aton.de](https://aton.de/?aton_report=2025))

352. Ziehm Tailored Solutions

· Evidence informing base-year company-share estimates: Distinguishes inspection-oriented and broader C-arm service packages, supporting the scope distinction and the need for a blended maintenance fee rather than applying premium full-coverage pricing to every system.
([ziehm.com](https://www.ziehm.com/en/us/customer-service/ziehm-tailored-solutions/))

353. Arrowhead Regional Medical Center - Amendment No. 2 to Ziehm Imaging Maintenance Agreement

· Evidence informing base-year company-share estimates: The 2025 amendment identifies Ziehm as the maintenance contractor and increases the contract maximum to USD xx.xx through June xx.xx 2026. The multiyear ceiling corroborates purchased maintenance but is not treated as realized 2025 revenue or extrapolated directly worldwide.
([sanbernardino.legistar.com](https://sanbernardino.legistar.com/View.ashx?GUID=7D136F9A-xx.xx-49FA-8EB6-7093CD8D5A4B&ID=xx.xx&M=F))

354. Altima Diagnostic Imaging Solutions | LinkedIn

· Evidence informing base-year company-share estimates: The company-authored profile reports a xx.xx-xx.xx employee size band and an MRI/CT service business. This brackets the assumption-led staffing model but does not establish a dated 2025 workforce or maintenance revenue.

355. Emergency MRI System Repairs - Altima Diagnostic Imaging Solutions

· Evidence informing base-year company-share estimates: The company offers noncontract diagnostic-imaging maintenance and repair and describes parts availability. This supports the modeled service scope, not the assumed prices, paid workload or maintenance allocation.

356. About Us - American Medical Imaging - Medical Imaging Technology
   - Evidence informing base-year company-share estimates: The official description identifies a platform formed through seven independent X-ray-company acquisitions and distinguishes sales, installation and service activities. Seven acquired regional businesses anchor the operating-footprint model; staffing and maintenance billings remain assumptions.
357. Our Team | ISS Solutions
   - Evidence informing base-year company-share estimates: The official team disclosure identifies more than xx.xx clinical devices at commercial and Geisinger sites and a xx.xx-plus technical team. The device count anchors the model; imaging prevalence, commercial attribution and attributable maintenance coverage are explicitly assumed.
358. About Us | ISS Solutions
   - Evidence informing base-year company-share estimates: The official offering includes on-site biomedical, imaging and specialty-equipment maintenance together with third-party service management. This supports excluding nonimaging and coordination-only activity rather than treating the entire HTM program as imaging-maintenance revenue.
359. About us - Mediso
   - Evidence informing base-year company-share estimates: Separately discloses more than xx.xx clinical products and xx.xx preclinical products, together with equipment servicing and affiliated customer-support operations. The clinical count anchors the modeled fleet bridge; active status, retrospective timing, configuration mix and attributable paid coverage remain assumptions.
360. Diagnosing More Than Machines: A Field Engineer's Take on Service, Support & Staying One Step Ahead - DUS Sale, Inc.
   - Evidence informing base-year company-share estimates: The company article dated October xx.xx 2024 identifies Wasyl Wynnyckyj III as a senior field-service engineer, supporting pre-2025 service continuity but not a complete workforce or revenue observation.
361. Our Team | Ultrasound Equipment Specialists at DUS Sale
   - Evidence informing base-year company-share estimates: The current team page lists a senior field-service engineer and a Field Service Engineer II, alongside commercial, clinical and inventory personnel; the model does not treat all listed personnel as maintenance labor.
362. Gaurang Patel - DUS Sale, Inc.
   - Evidence informing base-year company-share estimates: Gaurang Patel's biography emphasizes logistics, equipment coordination and customer support despite the engineering title, supporting a fractional rather than full maintenance-labor attribution.
363. Ultrasound System Service & Repair Los Angeles and Orange County
   - Evidence informing base-year company-share estimates: Publishes USD xx.xx/hour for additional ultrasound labor and travel under specified plans. This is a conditional comparator for the modeled 2025 fee-equivalent rate, not DUS's observed realized price.
   - Evidence informing base-year company-share estimates: The conditional USD xx.xx/hour independent-service price supplies a conservative commercial labor-rate anchor; transfer to TIBS's multimodality activity and 2025 period is assumed.
   - Evidence informing base-year company-share estimates: The conditional USD xx.xx/hour price anchors the fee-equivalent labor model; it does not establish Level One's actual modality-specific rates or annual activity.
364. About Us - Advanced Medical Imaging Solutions
   - Evidence informing base-year company-share estimates: The company's own description reports xx.xx-plus systems serviced and an Al Khobar-based imaging-maintenance business. The count is unperiodized and requires explicit conversion into a modeled 2025 paid population.
365. Advanced Medical Imaging Solutions - Medical Imaging Maintenance in Saudi Arabia
   - Evidence informing base-year company-share estimates: Identifies PET/CT, SPECT/CT, MRI, CT and X-ray maintenance categories in Saudi Arabia, supporting the modeled modality basket's commercial scope but not its assumed weights.

366. TIBS - The Intuitive Biomedical Solution | LinkedIn
    - Evidence informing base-year company-share estimates: The company-controlled profile declares an xx.xx-xx.xx employee band and three business locations. It supplies a broad staffing-scale constraint, not observed 2025 imaging-service employment.
367. Home - TIBS - The Intuitive Biomedical Solution
    - Evidence informing base-year company-share estimates: The company combines imaging maintenance with broader biomedical equipment and product activity, supporting explicit imaging and eligible-maintenance deductions rather than attribution of all company activity.
368. C-arm service and repairs - TIBS - The Intuitive Biomedical Solution
    - Evidence informing base-year company-share estimates: Lists on-site engineer locations across the United States. The model treats these as advertised delivery reach and does not count each location as an employee or independent annual revenue unit.
369. About BioImaging Services | Medical Imaging Experts - Cleveland, Ohio
    - Evidence informing base-year company-share estimates: Reports xx.xx-plus facilities served and a mixed parts, equipment and service business. This is the footprint anchor for the explicit annual-maintenance conversion, not an annual customer census.
370. Medical Imaging Equipment Services | BioImaging Services
    - Evidence informing base-year company-share estimates: Identifies preventive maintenance and repair for MRI, CT, C-arm, ultrasound and X-ray systems, supporting the included commercial categories without establishing their revenue weights.
371. Level One Imaging Solutions | LinkedIn
    - Evidence informing base-year company-share estimates: The company-controlled profile declares xx.xx-xx.xx employees and displays six associated profiles, supporting a small-organization working scale while leaving the 2025 technical workforce unmeasured.
372. About Level One Imaging Solutions
    - Evidence informing base-year company-share estimates: Establishes predecessor continuity and describes historical technical fulfillment for major third-party service organizations alongside direct hospital relationships. This supports counting the predecessor once and modeling a deduction for duplicate supplier-to-supplier turnover.

21.2. Market Concentration Analysis, 2025

Control in Medical Imaging Equipment Maintenance Services cannot be inferred from the number of supplier names. Block Imaging Inc. identifies its business as independently led and operated but jointly owned by Siemens Healthineers and CommonSpirit Health. ■■■ ■■■■■■■■■■■■■■ ■■■■■■■■■■■ ■■■ ■■■■■ ■ ■■■■■■■■■ ■■■■■■■■■■■ ■■■■■■■■■ ■■■■■■■■ ■■■■■■■■■■■■ ■■ ■■■■■■■■■■■■■■■■■■■■■ ■■■■■■■■■■■ ■■ ■■■■■■■ ■■■■■■■■■■■■■ ■■■■■■■■ ■■■■ ■■■■■■■■ ■■■■■■ ■■■■■■■■■■■■■ ■■■ ■■■■■■■■■■ ■■■■■■■■ ■■■■■■ ■■■■■■■■ ■■■■■■■■■■■ ■■■ ■■■■■■■■ ■■■■■■■■ ■■ ■■■■■■■■■■■■■ ■■■■■■■■ ■■■ ■■■■■■■■ ■■■■■■■■ ■■■■■■■ ■■■ ■■■■■■■■ ■■■■■■■■ ■■■■■■■■■■ ■■■■■■■■ ■■■■■■■■■■■■■■■■■■ ■■■ ■■■■■■ ■■ ■■■ ■■■■■■■■■■ ■■■■■■■■ ■■■ ■ ■■■■■■ ■■■■■■■■■■■■■■■■■■■■■■■■■■■■■■■■ ■■■■■■■■■■

Other relationships also qualify apparent supplier independence. Serv Imagem identifies itself and VMI Médica within the Prime group and describes its maintenance role for VMI radiology equipment; VMI provides regional and factory support channels. ■■■■■■ ■■■■■■■■■■ ■■■■■■■ ■■■■ ■■■■■■ ■■■■■■■■■■■ ■■■■■■■■■■■ ■■■■■■■ ■■■■■■ ■■■■■■■■ ■■■■■■■■■ ■■■■■■■■■■■ ■■■■■ ■■■■■■■ ■■■■■■■■■■ ■■■■■■■■■■ ■■■■■■■■■ ■■ ■■■ ■■■■■■■■■■■■ ■■■ ■■■■■■■■ ■■■■■■■■■■ ■■■■■■■■■ ■■■■■■■■ ■■■■■■■■■ ■■■■■■ ■■■ ■■ ■■■■■■■■ ■■ ■■■■■■■■■ ■ ■■■■■■■■ ■■■■■■■ ■■■■■■■■■ ■■■■■■ ■■■■■■■■■■■ ■■■■■ ■■■■■■■ ■■■■■■ ■■■■ ■■ ■■■■■■■

[illegible]

Service orchestration creates control over supplier selection even when the coordinator does not employ every engineer. PartsSource advertises selection, coordination, and documentation through a network including manufacturers and independent organizations. [illegible] The first relationship identifies a service partner; the second does not allocate contracts or ownership between the named entities. For a buyer, the practical question is whether separate proposals represent independently accountable alternatives or different interfaces to the same delivery arrangement.

Procurement can create a separate account-access gate. The East of England Managed Neutral Vendor Services framework includes maintenance within a wider managed obligation and requires mini-competition. [illegible]

Consolidation of contracting interfaces can improve coordination while increasing dependence on the lead's actual resources and contract terms. [illegible] Direct entry preserves more control but requires the entrant to establish those same commitments itself.

Sources & Evidence

1. Managed Neutral Vendor Services
   · The Managed Neutral Vendor Services framework includes maintenance within managed services and identifies mini-competition as its award route. Framework access is not an award. ([eoecph.nhs.uk](https://www.eoecph.nhs.uk/frameworks/managed-neutral-vendor-services/))
2. Multi-vendor services
   · Philips identifies parts access through Philips, Dunlee Imaging Components, and AllParts Medical within its cross-vendor offering. ([usa.philips.com](https://www.usa.philips.com/healthcare/service/healthcare-multi-vendor-services))
3. PartsSource's On-Demand Service Solution
   · PartsSource describes provider selection, service coordination, and collection and review of service documentation; its network includes manufacturers and independent organizations. ([corporate.partssource.com](https://corporate.partssource.com/solution/on-demand-service/))
4. PartsSource, Inc. Terms and Conditions of Sale
   · The published sales terms identify PartsSource as seller of products or services and do not guarantee delivery or completion dates. Applicability depends on the governing order. ([partssource.com](https://www.partssource.com/policies/termsandconditionofsale))
5. PartsSource, Inc. Terms and Conditions of Purchase
   · PartsSource's purchase terms characterize suppliers as independent contractors rather than its agents, supporting a bounded coordinator-and-supplier interpretation where incorporated. ([partssource.com](https://www.partssource.com/policies/termsandconditionofpurchase))
6. OEM and Third-Party Equipment Support Services | Cassling
   · Cassling's Siemens-linked service includes OEM parts and support for upgrades and software updates, establishing an equipment-specific manufacturer channel rather than uniform cross-brand authorization. ([cassling.com](https://www.cassling.com/services/equipment-service))
7. Medical Equipment Servicing Australia | ParagonCare
   · The OEM Service Partnership provides manufacturers with service representation, supporting a conditional local-partner alternative to establishing a separate delivery organization. ([paragoncare.com.au](https://paragoncare.com.au/services/service-maintenance/))
8. About Us | Block Imaging
   · Block states that it is independently led and operated and jointly owned by Siemens Healthineers and CommonSpirit Health. This qualifies ownership-independent treatment without erasing the operating identity. ([blockimaging.com](https://www.blockimaging.com/about-us))
9. Support och Kontakt | ProMedical Oy
   · ProMedical describes cooperation with Nordic Service Group for maintenance of BK Medical ultrasound scanners. This establishes a service relationship, not an ownership conclusion. ([promedical.se](https://promedical.se/support-kontakt/))
10. Medionics Imaging Limited - Service Support
    · The service page jointly names Medionics Imaging Ltd. and Meditel (PVT) Ltd. and presents Bangladesh-wide support without allocating contracts between the entities. ([medionicsbd.com](https://www.medionicsbd.com/service-support))
11. About Elzhen Company
    · Elzhen's stated Lenard Healthcare relationship qualifies interpretation of a separate commercial name as a separate ownership alternative. ([elzhen.com](https://elzhen.com/about-us))
12. Sobre a Servimagem | Nossa História e Missão
    · Serv Imagem identifies itself and VMI Médica within the Prime group and describes authorized maintenance of VMI radiology equipment. ([servimagem.com.br](https://servimagem.com.br/sobre-a-serv-imagem-nossa-historia-e-missao/))
13. Suporte Técnico - VMI Medica
    · VMI provides regional technical-support and factory service-call routes and links Serv Imagem within its Prime Holding Group presentation. ([vmimedica.com](https://vmimedica.com/suporte-tecnico/))

14. Our History - Medisolve - Health tech solutions
    · Medisolve's history identifies the 2025 group formation around Polygon, Sincronis, HCE, Meditech, and Logic, supporting related-platform rather than automatic independent-name treatment. ([medisolve.eu](https://medisolve.eu/en/our-history/))
15. About Us - Polygon | Clinical Engineering and Biomedical Solutions
    · Polygon's corporate history identifies Tecnologie Sanitarie as its predecessor, without establishing a separate current contracting business under that legacy name. ([polygon.eu](https://polygon.eu/en/about-us/))
16. Modern Slavery Statement - AGITO Medical
    · AGITO states that it became independent after a Philips divestment in the fourth quarter of 2024, providing a counterexample to assuming historical group relationships continue. ([agitomedical.com](https://www.agitomedical.com/modern-slavery-statement))
17. Maintenance - Planmed
    · The local-distributor route provides a counterexample to treating manufacturer support as necessarily direct manufacturer contracting. ([planmed.com](https://www.planmed.com/mammography/maintenance/))
18. Medical Equipment Repair Kenya | 3 Essential Services
    · The direct-versus-arranged distinction supports a coordinator-accountability comparison without establishing that all engineers belong to the contracting organization. ([ultrascopemedical.co.ke](https://ultrascopemedical.co.ke/services/))

21.3. Recent Developments & Impact Analysis, 2025

Corporate combinations change continuity and contracting diligence more immediately than they establish equivalent delivery. DirectMed Imaging's January xx.xx 2026 announcement states that it acquired Tri-Imaging Solutions and that the combined business would operate under the Tri-Imaging name. ▪▪▪▪▪▪▪ ▪▪▪▪▪▪▪ ▪▪▪▪▪▪▪ ▪▪▪▪▪▪▪▪▪ ▪▪▪▪▪▪▪▪▪ ▪▪ ▪▪▪ ▪▪▪▪▪▪ ▪▪▪▪ ▪▪▪▪▪▪▪▪ ▪▪▪▪▪▪▪ ▪▪▪▪▪▪▪ ▪▪ ▪▪▪▪▪▪▪▪ ▪▪▪ ▪▪▪▪▪ ▪▪▪▪ ▪▪▪ ▪▪▪▪▪▪ ▪▪▪▪▪▪▪ ▪▪▪▪▪▪▪▪▪ ▪▪▪▪▪ ▪▪▪▪▪▪▪▪ ▪▪ ▪▪▪▪▪▪▪▪ ▪▪ ▪▪▪▪ ▪▪▪ ▪▪▪▪▪ ▪▪▪▪▪ ▪▪▪▪▪▪▪▪▪▪▪▪ ▪▪▪▪▪▪▪ ▪▪▪▪▪▪▪▪▪ ▪▪▪▪▪▪▪▪ ▪▪▪▪▪▪▪ ▪▪▪▪▪▪▪▪▪▪▪▪ ▪▪▪ ▪▪▪ ▪▪▪▪▪▪▪ ▪▪▪ ▪▪▪▪▪▪▪▪▪ ▪▪▪▪▪▪▪▪ ▪▪▪▪▪▪ ▪▪▪▪▪▪▪ ▪▪▪▪▪▪ ▪▪▪▪▪ ▪▪▪▪▪▪▪▪▪ ▪▪▪▪▪▪▪▪ ▪▪ ▪▪▪▪▪ ▪▪▪▪▪▪▪▪ ▪▪▪▪ ▪▪ ▪▪▪▪ ▪▪ ▪▪▪▪▪▪▪▪▪▪▪ ▪▪▪▪▪▪▪▪▪ ▪▪▪▪ ▪▪▪▪▪ ▪▪▪▪▪▪ ▪▪▪▪▪▪▪▪▪▪ ▪▪▪▪▪▪ ▪▪▪▪▪▪ ▪▪▪▪▪▪▪▪▪ ▪▪ ▪▪▪▪▪ ▪▪▪▪▪▪▪ ▪▪▪▪▪▪▪▪▪▪ ▪▪▪ ▪▪▪▪▪▪▪▪▪▪▪ ▪▪▪▪▪▪▪▪▪▪ ▪▪ ▪▪▪▪▪▪▪▪ ▪▪▪▪▪▪ ▪▪▪▪▪▪ ▪▪▪▪▪▪▪▪ ▪▪▪ ▪▪▪▪▪▪▪▪▪▪▪ ▪▪▪▪▪▪▪▪▪▪ ▪▪▪▪▪▪ ▪▪▪▪▪▪▪▪ ▪▪▪▪▪▪▪▪ ▪▪ ▪ ▪▪▪▪▪▪▪▪ ▪▪▪▪▪▪▪▪▪▪▪▪

▪▪▪▪▪▪▪▪ ▪▪▪▪▪▪▪▪ ▪▪▪▪▪▪▪▪▪▪▪ ▪▪▪▪▪▪▪ ▪ ▪▪▪▪▪▪▪ ▪▪▪▪▪▪▪▪▪▪▪ ▪▪▪▪▪▪▪ ▪▪▪▪▪▪▪▪▪ ▪▪▪▪▪▪▪▪▪▪▪ ▪▪▪ ▪▪▪▪▪▪▪▪▪▪▪ ▪▪▪▪▪▪▪▪▪▪▪▪▪▪▪▪▪ ▪▪▪▪▪▪▪▪▪ ▪▪▪▪▪▪▪▪▪▪ ▪▪▪ ▪▪▪▪▪▪▪▪▪ ▪▪ ▪▪▪▪ ▪▪▪▪▪▪ ▪▪▪▪▪▪▪▪ ▪▪▪▪▪▪▪▪▪▪ ▪▪▪▪ ▪▪▪▪▪▪▪▪▪ ▪▪▪ ▪▪▪▪▪▪ ▪▪▪ ▪▪▪▪▪▪▪▪▪ ▪ ▪▪▪▪ ▪▪▪▪▪▪ ▪▪▪▪▪▪▪▪▪▪▪ ▪▪▪▪▪▪▪▪▪ ▪▪▪▪▪▪▪▪▪▪▪▪▪▪▪▪▪ ▪▪▪▪▪▪▪▪▪▪▪ ▪▪ ▪▪▪▪▪▪ This supports a broader group-level service proposition, not automatic interchangeability among operating companies. Buyers seeking multi-country coverage should obtain country-specific delivery and escalation commitments; local contractors can remain necessary even where a common group coordinates the relationship.

Digital service differentiation is becoming more connected to the surrounding coverage proposition. On June xx.xx 2026, Konica Minolta announced an updated AeroRemote Insights platform and a Quinsite partnership, positioning analytics and monitoring alongside Blue Moon Lifecycle Products. ▪▪▪ ▪▪▪▪▪▪ ▪▪▪▪▪ ▪▪▪▪▪▪▪▪▪▪▪▪▪▪▪▪▪ ▪▪▪▪▪▪ ▪▪▪▪▪▪▪ ▪▪▪▪▪ ▪▪▪ ▪▪▪▪▪▪▪▪▪▪ ▪▪▪▪▪▪▪▪▪ ▪▪▪▪▪▪▪▪▪▪ ▪▪▪ ▪▪▪▪▪▪▪ ▪▪▪▪▪▪▪▪▪▪▪ ▪▪ ▪▪▪▪ ▪▪▪ ▪▪▪▪▪▪▪▪▪

[redacted]

Samsung Healthcare's March xx.xx 2026 announcement described unification of the U.S. [redacted] The announcement does not establish one worldwide maintenance contractor or uniform coverage across the combined portfolio.

Buyer contracting and later standard terms provide different evidence of market access. San Bernardino County approved a Hologic Sales and Service, LLC mammography-maintenance and repair agreement for Arrowhead Regional Medical Center on February xx.xx 2026. [redacted]

Sources & Evidence

1. Breast & Skeletal Health Maintenance & Repair Service Agreement Terms, v09.25.26
   · The September xx.xx 2026 standard terms are distinct from a buyer's earlier negotiated agreement and do not establish retroactive replacement or delivered service. ([hologic.com](https://www.hologic.com/sites/default/files/Breast%20and%20Skeletal%20Health%20Maintenance%20and%20Repair%20Service%20Agreement%20Terms%20US%20V09.xx.xx%xx.xx.pdf))
2. San Bernardino County File 13647: Agreement with Hologic Sales and Service, LLC for Preventative Maintenance and Repairs for Digital Mammography Equipment
   · San Bernardino County approved the Hologic Sales and Service, LLC mammography maintenance and repair agreement for Arrowhead Regional Medical Center on February xx.xx 2026. Approval establishes a purchasing relationship, not completed service. ([sanbernardino.legistar.com](https://sanbernardino.legistar.com/LegislationDetail.aspx?GUID=94E99DC7-15DE-449D-A779-6F5330B833F1&ID=xx.xx&Options=&Search=))
3. Our History - Medisolve - Health tech solutions
   · The history describes Medisolve's formation in 2025 and a 2026 CEDYT acquisition adding diagnostic-imaging capabilities in Spain; it does not allocate individual customer contracts. ([medisolve.eu](https://medisolve.eu/en/our-history/))
4. Tri-Imaging Solutions and DirectMed Imaging Merge to Create a Scaled Imaging Solutions Platform
   · The January xx.xx 2026 announcement states that DirectMed acquired Tri-Imaging and that the combined business would operate under the Tri-Imaging name. It does not allocate every legacy contract or establish completed integration. ([triimaging.com](https://triimaging.com/news-and-resources/2026/xx.xx/xx.xx/tri-imaging-solutions-and-directmed-imaging-merge-to-create-a-scaled-imaging-solutions-platform/))

5. Brown's Medical Imaging and Prestige Medical Imaging Merge, Expanding Nationwide Service Capabilities
   · Brown's November xx.xx 2025 announcement reports completion of its merger with Prestige Medical Imaging under the Brown's brand and describes vendor-agnostic service. Completion does not establish unchanged transfer of every customer obligation. ([brownsmedical.com](https://brownsmedical.com/browns-medical-imaging-and-prestige-medical-imaging-merge-expanding-nationwide-servicecapabilities/))
6. RS&A and Summit Imaging Relaunch as Solutech
   · The June xx.xx 2025 announcement relaunches RS&A and Summit Imaging under Solutech, establishing a unified brand context rather than a separate new retained supplier identity. ([thesolutech.com](https://thesolutech.com/wp-content/uploads/solutech_pressrelease_062325.pdf))
7. Konica Minolta Healthcare Expands Service Offerings and Updates AeroRemote Insights with In-Depth Analytics and Operational Intelligence to Help Facilities Address Current Department Challenges
   · On June xx.xx 2026 Konica Minolta announced an AeroRemote Insights update and Quinsite partnership, connecting analytics and monitoring with Blue Moon Lifecycle Products. The announcement does not establish restoration outcomes or adoption. ([healthcare.konicaminolta.us](https://healthcare.konicaminolta.us/news-and-insights/konica-minolta-healthcare-expands-service-offerings-and-updates-aeroremote-insights-with-in-depth))
8. Boston Imaging and NeuroLogica unify under Samsung HME America, announcing brand update and strategic advancements
   · Samsung's March xx.xx 2026 announcement describes unification of U.S. NeuroLogica and Boston Imaging operations under Samsung HME America across ultrasound, digital radiography, and CT. It does not establish a worldwide maintenance contractor or uniform legacy entitlements. ([usa.samsunghealthcare.com](https://usa.samsunghealthcare.com/news-center/boston-imaging-and-neurologica-unify-under-samsung-hme-america))

21.4. Product Portfolio Analysis, 2025

[illegible] Esaote offers customized preventive and corrective maintenance agreements. Buyers should compare these alternatives by the work and components accepted, rather than assume that similarly named plans transfer the same responsibilities.

Specialty manufacturers address different installed-equipment requirements. [illegible] These are equipment-specific alternatives, not interchangeable substitutes for a mixed-fleet maintenance program.

Carestream Health, Inc., Agfa NV, Shimadzu Corporation, and Konica Minolta provide radiography-oriented support propositions. Their commercial emphasis differs: Carestream

RESEARCH SAMPLE REPORT

describes customizable preventive and proactive service plans; Agfa publishes radiology-support contract options; Shimadzu identifies periodic maintenance and emergency support; and Konica Minolta connects digital-radiography coverage with equipment-monitoring tools. [redacted]

[redacted] GE HealthCare's Unite offering instead supports retained internal personnel, with included coverage excluding on-site and planned-maintenance labor. An operator should not replace an engineering program with a support package unless it can execute the work left with its own team.

Althea Group combines preventive and corrective imaging maintenance with wider lifecycle services. Ergéa Group's UK offering expressly permits maintenance as a standalone contract or within a broader transformation relationship. [redacted]

[redacted] A lead maintenance provider can use these capabilities for an expressly allocated component obligation, while retaining responsibility for the remaining scanner. Compatible replacement arrangements, transport, quotation approval, and the repair warranty matter more to this comparison than an undifferentiated claim of imaging expertise.

[redacted] These disclosures make the suppliers relevant candidates for specified systems; they do not establish equivalent coverage of every hybrid configuration. PET/MRI and Hybrid

Interventional Imaging remain included requirements for which buyers need configuration-specific commitments rather than coverage inferred from a constituent modality.

Regional portfolios can complement, rather than replicate, broader programs. ▪▪▪▪▪▪▪ ▪▪▪▪▪▪▪▪▪▪ ▪▪▪ ▪▪▪▪▪▪▪ ▪▪▪▪▪▪▪ ▪▪▪▪▪▪▪▪▪▪ ▪▪▪▪▪▪▪▪▪ ▪▪▪▪▪▪▪▪▪▪ ▪▪▪ ▪▪ ▪▪▪ ▪▪▪ ▪▪ ▪▪▪▪▪▪▪▪▪ ▪▪ ▪▪▪▪▪▪ ▪▪▪▪▪▪▪ ▪▪▪ ▪▪▪▪▪▪▪ ▪▪▪▪▪▪▪▪▪▪▪ ▪▪▪▪▪▪▪ ▪▪▪▪▪▪▪▪▪ ▪▪▪▪▪▪▪▪▪▪ ▪▪▪▪▪▪▪▪▪ ▪▪▪▪▪▪▪ ▪▪▪ ▪▪▪▪▪▪▪▪▪ ▪▪▪ ▪▪▪▪▪▪▪ ▪▪ ▪▪▪▪▪▪▪▪▪▪▪▪▪▪▪▪ ▪▪▪▪▪▪▪▪ ▪▪▪▪▪▪▪ ▪▪▪▪▪▪▪▪▪▪▪ ▪▪▪▪▪▪▪▪▪▪▪ ▪▪▪▪▪▪ ▪▪▪▪▪▪▪▪▪ ▪▪▪▪▪▪▪▪▪▪▪ ▪▪▪ ▪▪▪▪▪▪▪▪▪▪▪▪ ▪▪▪▪▪▪▪▪ ▪▪▪▪▪▪▪▪▪▪▪▪▪ ▪▪▪▪▪▪ ▪▪▪▪▪▪▪▪▪ ▪▪▪ ▪▪▪ ▪▪▪▪▪▪▪▪ ▪▪▪▪▪▪▪▪ ▪▪▪▪▪▪▪▪ ▪▪▪▪▪▪▪▪▪ ▪▪▪ ▪▪▪▪▪▪▪ ▪▪▪▪▪▪▪▪▪▪▪▪▪▪▪▪▪▪▪▪ ▪▪▪▪▪▪▪▪▪▪▪ ▪▪▪ ▪▪▪▪▪▪▪ ▪▪▪▪▪▪▪ ▪▪▪▪▪▪▪▪▪▪ ▪▪▪▪▪▪ ▪▪▪▪▪▪▪▪ ▪▪▪▪▪▪▪▪▪ ▪▪▪▪▪▪▪▪▪▪▪ ▪▪▪▪ ▪▪▪▪▪▪▪▪▪▪▪ ▪▪▪ ▪▪▪▪▪▪▪ ▪▪ ▪▪▪▪▪▪▪▪ These routes can supply local delivery or an equipment-linked service relationship, but geographic presence does not establish acceptance of an inherited mixed fleet or transferable manufacturer rights.

Sources & Evidence

1. Ultrasound Probe Repair & Loaners
   · Innovatus advertises ultrasound-probe repair through a shipment-based relationship and coordinated loaners, establishing a bounded component-service role rather than complete scanner coverage. ([innovatusimaging.com](https://innovatusimaging.com/ultrasound-probes/ultrasound-probe-repair-loaners/))
2. Unite In-House Service Solutions
   · Unite supports in-house engineering and provides remote support and service-resource access. The advertised flagship plans exclude included on-site and planned-maintenance labor. ([gehealthcare.com](https://www.gehealthcare.com/en/services/unite-in-house))
3. Breast & Skeletal Health - Hologic SureCare Service
   · Hologic SureCare covers Breast & Skeletal Health systems, from telephone and remote support through broader plans, with software and hardware enhancements offered as options. ([hologic.com](https://www.hologic.com/surecare-service/breast-skeletal-health))
4. HTM Models - Intelas
   · Intelas distinguishes embedded, field-based, and hybrid HTM models, including hospital teams and support for outpatient locations. ([intelashealth.com](https://www.intelashealth.com/htm-models/))
5. Diagnostic Imaging Maintenance - Ergéa UK
   · Ergéa's UK offering permits standalone maintenance or inclusion in a broader transformation solution and names CT, MRI, SPECT/CT, PET/CT, and gamma cameras. ([ergeagroup.com](https://ergeagroup.com/uk/maintenance-services/diagnostic-imaging-maintenance/))
6. Service Programs - Catalyst MedTech
   · Catalyst names SPECT, SPECT/CT, PET, PET/CT, and CT and offers annual, preventive-maintenance, and event-based support. This does not establish acceptance of every hybrid configuration. ([catalystmedtech.com](https://catalystmedtech.com/service/service-programs/))
7. Radiology Equipment Services | Phantom Healthcare
   · The maintenance commitment advertised for named GE MRI and CT equipment is narrower than the business's wider equipment catalog. ([phantomhealthcare.com](https://www.phantomhealthcare.com/services.html))
8. Medical Equipment Servicing Australia | ParagonCare
   · ParagonCare advertises equipment repair, maintenance, asset records, and manufacturer service representation across Australia and New Zealand. ([paragoncare.com.au](https://paragoncare.com.au/services/service-maintenance/))

9. Service Solution | Service | Canon Medical Systems
   · Canon distinguishes fuller coverage, maintenance, parts, and periodic-inspection arrangements and states that contract types differ by regulatory jurisdiction. ([global.medical.canon](https://global.medical.canon/service-support/our-service/service-solution/))
10. Ultrasound Service and Support | Fujifilm Healthcare
    · Fujifilm's U.S. ultrasound portfolio distinguishes full service, customer support, preventive-maintenance-only contracts, and comprehensive probe protection, with country availability qualified. ([healthcaresolutions-us.fujifilm.com](https://healthcaresolutions-us.fujifilm.com/support-services/ultrasound-service-and-support/))
11. Service and Maintenance Training | United-Imaging Healthcare
    · United Imaging labels both All-In and Shared-Risk arrangements as full-service agreements; the labels do not establish a shared-maintenance labor arrangement. ([usa.united-imaging.com](https://usa.united-imaging.com/products/service))
12. Technical Support: Assistance Services and after-sales support - Esaote
    · Esaote advertises planned and reactive maintenance interventions and customized preventive and corrective maintenance agreements. ([esaote.com](https://www.esaote.com/en-US/customer-care/technical-support/))
13. Equipment Services | Carestream
    · Carestream describes customizable service plans providing preventive and proactive care for Carestream equipment. This supports its own equipment-service role, not interchangeability with Carestream Dental. ([carestream.com](https://www.carestream.com/en/us/services-and-support))
14. Tailored support for your radiology department's needs
    · Agfa's radiology-support brochure presents maintenance-contract and repair support for radiography equipment, supporting a radiography-oriented portfolio comparison. ([agfa.com](https://www.agfa.com/he/global/en/internet/he/library/libraryopen?ID=xx.xx))
15. Proactive Service Support : SHIMADZU MEDICAL SYSTEMS USA
    · Shimadzu Medical Systems USA describes periodic maintenance and emergency service within its proactive support offering. ([shimadzu-usa.com](https://www.shimadzu-usa.com/support/proactive_service.html))
16. Service Solutions | Konica Minolta Healthcare Americas, Inc.
    · Konica Minolta connects digital-radiography and detector coverage with field support and AeroRemote Insights monitoring. ([healthcare.konicaminolta.us](https://healthcare.konicaminolta.us/service-solutions))
17. Service & Support Offerings | Samsung Healthcare
    · Samsung Healthcare advertises custom plans with preventive maintenance, field-service support, and remote maintenance; product-specific support remains relevant. ([usa.samsunghealthcare.com](https://usa.samsunghealthcare.com/service/offerings))
18. Neusoft Customer Solutions
    · Neusoft Medical Systems includes regular maintenance within its customer-solutions offering; that description does not establish every local contract or equipment acceptance. ([neusoftmedical.com](https://www.neusoftmedical.com/en/services-training/customer-solutions.html))
19. Clinical Engineering Services | RENOVO Solutions
    · RENOVO's on-site clinical-engineering program expressly includes diagnostic-imaging equipment management and multi-vendor service coordination. ([renovo1.com](https://renovo1.com/healthcare-technology-management/clinical-engineering/))
20. Making a difference in the Caribbean
    · TRIMEDX's company account describes imaging-engineering support covering CT, MRI, nuclear medicine, ultrasound, and X-ray within a broader Caribbean engineering deployment. ([trimedx.com](https://www.trimedx.com/resource/making-a-difference-in-the-caribbean))
21. Premier's Trusted Contracted Supplier for Healthcare Support Services
    · Sodexo identifies diagnostic-imaging and biomedical equipment within its healthcare technology management offering. Its promotional outcome claims are not used as comparative proof. ([us.sodexo.com](https://us.sodexo.com/industry/healthcare/premier))

22. About Us | ISS Solutions
· ISS Solutions describes on-site technicians maintaining imaging equipment and planned-maintenance and third-party service-management arrangements. ([isssolutions.com](https://www.isssolutions.com/about/))
23. Diagnostic Imaging Services | Althea Group
· Althea offers preventive and corrective imaging maintenance alongside procurement, inventory, disposal, and wider lifecycle services. ([althea-group.com](https://www.althea-group.com/diagnostic-imaging-services/))
24. Medical Imaging Services & Solutions | MXR Imaging
· MXR advertises MRI, CT and PET/CT, X-ray, ultrasound, probe, and coil service, establishing both system and component roles. ([mxrimaging.com](https://mxrimaging.com/services/))
25. Ultrasound Probe Services - Quality Assurance - Acertara
· Acertara offers ultrasound-probe services to healthcare providers and service organizations, supporting comparison within component repair rather than whole-system maintenance. ([acertaralabs.com](https://acertaralabs.com/services/))
26. Service and Repair Solutions By | Ampronix
· Ampronix advertises repair and preventive support for medical displays and imaging components, establishing a component-oriented commercial role. ([ampronix.com](https://www.ampronix.com/pages/medical-service-and-repair-solutions))
27. About Us - ProbeLogic
· ProbeLogic describes ultrasound-transducer repair and offered service across Australia and New Zealand, supporting a regional component-service comparison. ([probelogic.com.au](https://probelogic.com.au/about-us/))
28. Medical Equipment Repair & Maintenance Services Canada
· Image Monitoring offers ultrasound-system repair and refurbishment together with probe repairs, loaners, and exchange options. ([imagemonitoring.com](https://imagemonitoring.com/service/))
29. Ziehm Tailored Solutions
· Ziehm distinguishes inspection-oriented support from Gold Basic and Platinum Elite packages adding labor, travel, parts, and specified major-component coverage. ([ziehm.com](https://www.ziehm.com/en/us/customer-service/ziehm-tailored-solutions/))
30. Maintenance - Planmed
· Planmed directs mammography-maintenance customers to their local distributor, making the delivery channel part of the commercial proposition. ([planmed.com](https://www.planmed.com/mammography/maintenance/))
31. BPL Medical Technologies | Service Contracts for Medical Equipments
· BPL's service-contract page concerns BPL equipment and devices; it does not by itself establish the imaging-equipment schedule required for a matched comparison. ([bplmedicaltechnologies.com](https://www.bplmedicaltechnologies.com/service-contracts/))
32. Services - Electron Medical
· Electron Medical's New Zealand service portfolio describes preventive maintenance and repair for diagnostic equipment, supporting a local field-service role. ([electronmedical.co.nz](https://electronmedical.co.nz/services/))
33. Unison Healthcare Group - Introduction
· Unison Healthcare Group connects equipment integration with maintenance and repair services in Taiwan; the group description does not identify every local contract signatory. ([unisonhealthcaregroup.com](https://www.unisonhealthcaregroup.com/en/page/introduction))

21.5. Benchmarking Analysis, 2025

A defensible benchmark compares executable obligations rather than promotional performance claims. ■■■■■■■ ■■■■■■■■■■■■■ ■■■■■■■■ ■■■■■■■ ■■■■■■■■ ■■■■■■■■■■ ■■■■ ■■■■■■ ■■■■■■ ■■■ ■■■■■■ ■■■■■■■■■■■■ ■■ ■■ ■■■■■■■■ ■■■■■■ ■■■■■■ ■■■■■■■■■■ ■■■■■■■■■■ ■■■■■■■■ ■■ ■■■■■■■■■■ ■■ ■■■■■■■■■■ ■■■ ■■■■■■■■■■ ■■■■■■■■■■ ■■■■ ■■■

[illegible] Monitoring capability alone is not evidence of a restoration commitment.

[illegible] These differences make a matched asset schedule, pre-existing-condition treatment, software entitlement, remote-access responsibility, and support horizon more useful comparison criteria than a common full-service label. A narrower plan remains a legitimate alternative when the operator has an executable owner for excluded work.

Local permission and purchased capability require separate checks. [illegible] Reserma's maintenance-contract offering provides additional commercial context, but each proposed obligation still needs asset-specific acceptance.

Technorad Sdn Bhd advertises Malaysian imaging maintenance and describes H-class licensing and manufacturer training. [illegible] Its advertised breadth should not be benchmarked as superior to a narrower supplier whose accepted scope is more explicit.

Digital presentation also requires commercial corroboration. BioImaging's Moroccan site advertises imaging maintenance but explicitly identifies itself as a demonstration site and labels its contact form as a demonstration. [illegible]

Names and portfolio adjacency are insufficient to resolve the contracting party. Canon Healthcare Systems Ltd remains distinct from Canon Medical Systems; the inspected Ugandan

business presentation does not establish a manufacturer affiliation. ▪▪▪▪▪▪▪▪▪ ▪▪▪▪▪▪▪▪ ▪▪▪▪▪▪▪▪ ▪▪▪ ▪▪▪▪▪▪▪▪ ▪▪▪▪▪▪ ▪▪▪▪ ▪▪▪▪ ▪▪ ▪▪▪▪▪▪▪▪▪▪ ▪▪ ▪▪▪▪▪▪▪▪▪ ▪▪▪ ▪▪▪▪▪▪▪▪ ▪▪▪▪▪▪▪▪▪▪▪▪▪▪ ▪▪▪▪▪▪▪▪ ▪▪▪▪▪▪ ▪▪▪▪▪▪▪▪ ▪▪▪▪▪▪▪▪▪ ▪▪▪▪▪▪▪▪ ▪▪▪▪▪▪▪▪▪▪ ▪▪▪▪▪ ▪▪▪▪▪▪▪▪▪▪▪ ▪▪▪ ▪▪▪▪▪▪ ▪▪▪▪▪▪ ▪▪▪ ▪▪▪▪▪▪▪ ▪▪▪▪▪▪▪▪ ▪▪▪▪▪▪ ▪▪▪▪▪▪▪▪▪ ▪▪▪▪▪▪▪▪▪▪▪▪▪▪▪▪▪▪ ▪▪▪▪▪▪▪▪▪▪▪▪▪▪ ▪▪▪ ▪▪▪ ▪▪▪▪▪▪▪▪▪ ▪▪▪▪▪▪▪▪▪ ▪▪▪ ▪▪▪▪▪▪▪ ▪▪▪▪▪▪ ▪▪▪▪▪▪ ▪▪▪▪▪▪▪ ▪▪ ▪▪▪▪▪▪▪▪▪▪ ▪▪▪▪▪▪▪ ▪▪▪▪▪▪▪▪▪ ▪▪▪▪▪▪ ▪▪ ▪▪▪▪▪▪▪▪▪ ▪▪▪▪▪▪ ▪▪ ▪▪▪▪▪▪▪▪ ▪▪▪▪▪▪▪▪▪▪▪▪ ▪▪▪▪▪▪ ▪▪▪ ▪▪▪▪▪▪▪▪ ▪▪▪▪▪▪▪▪▪▪ ▪▪▪▪▪▪▪▪▪▪▪▪ ▪▪▪▪▪▪▪▪ ▪▪▪▪▪▪▪▪ ▪▪▪▪▪▪▪▪▪ ▪▪▪▪▪▪▪▪▪▪ ▪▪▪ ▪▪▪▪▪▪▪▪ ▪▪▪▪▪▪▪▪▪▪ ▪▪▪▪▪▪▪▪ ▪▪▪▪▪▪▪▪▪ ▪▪▪▪ ▪▪▪ ▪▪ ▪▪▪▪▪▪▪▪▪ ▪▪▪▪ ▪▪▪ ▪▪▪▪▪▪▪▪ ▪▪▪▪▪▪▪▪▪▪ ▪▪▪▪▪▪▪▪▪

▪▪▪▪ ▪▪▪▪▪▪▪▪ ▪▪▪▪▪▪▪▪▪▪▪ ▪▪▪▪▪▪ ▪▪▪▪▪▪▪▪▪▪ ▪▪▪▪▪▪▪▪▪▪ ▪▪▪▪▪▪▪▪ ▪▪▪▪▪ ▪▪▪▪▪▪▪▪▪▪▪▪▪▪▪▪▪▪▪▪▪▪ ▪▪▪▪▪▪▪▪▪▪▪ ▪▪▪ ▪▪▪ ▪▪▪▪▪▪▪▪▪▪▪ ▪▪▪▪▪ ▪▪ ▪▪▪▪▪▪▪▪▪▪ ▪▪▪▪▪▪▪▪▪▪▪ ▪▪▪▪▪▪▪▪ ▪▪▪▪▪▪▪▪ ▪▪▪▪▪▪▪▪▪▪▪▪▪▪▪▪▪▪▪▪▪▪▪▪ ▪▪▪▪▪▪▪▪▪▪▪ ▪▪▪▪▪ ▪▪▪▪▪▪▪ ▪▪▪▪▪▪▪▪▪▪▪ ▪▪▪▪▪▪▪▪ ▪▪▪▪▪ ▪▪▪▪▪▪▪▪▪▪ ▪▪▪▪▪▪▪▪▪ ▪▪▪▪▪▪▪▪▪ ▪▪▪▪▪▪▪ ▪▪▪▪▪▪▪▪▪▪▪▪ ▪▪▪▪▪▪ ▪▪▪ ▪▪▪▪▪ ▪▪▪ ▪▪▪▪▪▪▪▪ ▪▪▪▪▪▪▪ ▪▪▪▪▪▪▪▪▪ ▪▪▪▪▪▪▪▪▪ ▪▪▪▪▪▪▪▪▪▪ ▪▪▪▪▪▪▪▪▪▪▪▪▪▪▪ ▪▪▪▪▪▪▪▪▪▪▪▪▪▪ ▪▪▪ ▪▪▪▪▪ ▪▪▪▪▪▪▪▪▪▪▪ ▪▪▪▪▪▪▪▪▪ ▪▪▪ ▪▪▪▪▪▪ ▪▪▪▪▪▪▪▪▪ ▪▪▪▪▪ ▪▪▪▪▪▪ ▪▪▪▪▪▪▪ ▪▪▪▪▪▪▪▪ ▪▪▪▪▪▪▪▪▪ ▪▪▪▪▪▪▪▪▪▪▪▪▪▪▪▪▪▪ ▪▪▪▪▪▪ ▪▪ ▪▪▪ ▪▪▪▪▪ ▪▪ ▪▪ ▪▪▪▪▪▪▪▪▪▪▪ ▪▪▪▪▪▪▪▪▪▪▪ ▪▪▪▪▪▪▪▪▪▪▪ Dental Radiology remains included, but neither a general medical-equipment listing nor an adjacent service business establishes the required equipment-specific obligation for Genoray America, Inc. These limitations prevent a complete bidder screen or a universal supplier recommendation; they do not establish inactivity, inferiority, or exclusion from the market.

Sources & Evidence

1. Siemens Healthineers Guardian Program
   · Guardian advertises connected monitoring, expert review, and remote intervention or an engineer visit. These capabilities do not independently establish a restoration deadline for an individual agreement. ([siemens-healthineers.com](https://www.siemens-healthineers.com/en-us/equipment-services/performance-productivity-services/guardian-program))
2. Breast & Skeletal Health Maintenance & Repair Service Agreement Terms, v09.25.26
   · Hologic's U.S. terms dated September xx.xx 2026 tie coverage to the quotation and service type, distinguish software updates from upgrades, and address support withdrawal. ([hologic.com](https://www.hologic.com/sites/default/files/Breast%20and%20Skeletal%20Health%20Maintenance%20and%20Repair%20Service%20Agreement%20Terms%20US%20V09.xx.xx%xx.xx.pdf))
3. Servicios - Reserma S.A.
   · Reserma advertises preventive and corrective maintenance contracts and optional parts replacement, adding commercial context beyond the government licensing list. ([reserma.com](https://reserma.com/servicios/))
4. Listado de empresas licenciadas para la instalación, servicio y mantenimiento de aparatos generadores de rayos X - actualizado al 22 de enero de 2026
   · Panama's list updated January xx.xx 2026 names the publication's retained suppliers for installation, service, and maintenance of X-ray-generating equipment. It does not establish equivalent capability, manufacturer rights, or awards. ([minsa.gob.pa](https://www.minsa.gob.pa/sites/default/files/general/20260210_lista_de_empresa_instalacion_servicio_y_mantenimiento_ene_202677.pdf))
5. SCRIM | Vicenne
   · The subsidiary presentation identifies an operating route for Vicenne's proposition rather than an undifferentiated parent maintenance commitment. ([vicenne.com](https://vicenne.com/les-filiales/scrim))

6. Technorad | Our Services
   · Technorad advertises Malaysian imaging maintenance and describes H-class licensing and manufacturer training. These are company claims, not independently established current asset-specific permissions. ([technorad.my](https://technorad.my/medical-imaging-maintenance/))
7. Medionics Imaging Limited - Service Support
   · Joint presentation of the service team does not identify which named entity signs or fulfills a particular agreement. ([medionicsbd.com](https://www.medionicsbd.com/service-support))
8. Ziehm Tailored Solutions
   · Ziehm states that equipment defects must be corrected before equipment without coverage is placed under a new service contract, establishing a commercial entry condition. ([ziehm.com](https://www.ziehm.com/en/us/customer-service/ziehm-tailored-solutions/))
9. Diagnostic imaging equipment maintenance contracts - QMS Medical
   · QMS distinguishes planned preventive maintenance, corrective support, and comprehensive agreements, supporting an obligation-based benchmark. ([qms-med.com](https://www.qms-med.com/our-services/service-maintenance-contracts))
10. Services - EQUIMEDIX
    · EquiMedix's named service offering supplies a different evidence condition from a site explicitly labeled a demonstration; it still does not establish a particular award. ([equimedix.ma](https://equimedix.ma/services/))
11. BioImaging - Maintenance & Vente d'Équipements Biomédicaux à Témara, Maroc
    · BioImaging's Moroccan page advertises imaging maintenance but labels the contact form as a demonstration and the site as a demonstration site. This leaves the live commercial operation unverified rather than proving inactivity. (bioimaging.ma)
12. Canon Healthcare Systems Ltd - Medical Supplies & Biomedical Engineering Uganda
    · The Ugandan business presentation identifies Canon Healthcare Systems Ltd. It establishes that named local identity but does not substantiate the unresolved affiliation with Canon Medical Systems. (canonhealthcaresystems.com)
13. Ultrasound Service Contracts - Ultrasound Parts Solutions
    · Ultrasound Parts Solutions publishes an ultrasound service-contract offering. The offering alone does not settle the retained identity's exact order party or wider brand relationship. ([ultrasoundpartssolutions.com](https://ultrasoundpartssolutions.com/ultrasound-service-contracts))
14. Ultrasound Service Contracts & Maintenance | DUS Sale, Inc.
    · DUS publishes ultrasound-service contracts with preventive-maintenance and parts-and-labor options. The proposed contract must still identify the actual order party and accepted delivery. ([dxuss.com](https://dxuss.com/services/service-contracts/))
15. FAQs | Get Informed - ACCESS MEDICAL
    · Access Medical's ultrasound-business FAQ offers one-time service and annual contracts; it does not establish the governing signatory or fulfillment of a particular order. ([accessmedical.llc](https://www.accessmedical.llc/faqs))
16. Medical Imaging Equipment Services | BioImaging Services
    · BioImaging Services publishes maintenance and equipment-service offerings and identifies a Cleveland, Ohio location, keeping this identity distinct from Moroccan BioImaging. ([bioimagingservices.com](https://bioimagingservices.com/services))
17. CT Maintenance and Repair Service - Level One Imaging Solutions
    · Level One's CT Multi-Care programs range from fuller parts-and-labor coverage to preventive-maintenance-only programs, supporting an equipment-specific coverage comparison. ([leveloneimaging.com](https://leveloneimaging.com/ct.html))
18. Konica Minolta Healthcare Expands Service Offerings and Updates AeroRemote Insights with In-Depth Analytics and Operational Intelligence to Help Facilities Address Current Department Challenges
    · AeroRemote Insights is described as analytics and monitoring for digital-radiography systems and detectors, supporting distinction from an accepted repair endpoint. ([healthcare.konicaminolta.us](https://healthcare.konicaminolta.us/news-and-insights/konica-minolta-healthcare-expands-service-offerings-and-updates-aeroremote-insights-with-in-depth))

22. Company Profiles

22.1. GE HealthCare

GE HealthCare's Unite plans provide a manufacturer-backed route for retaining imaging maintenance in-house. The advertised offering combines remote support, service-document and license-key access, with differing parts coverage between Unite and Unite Plus. ▪▪▪▪▪▪▪ ▪▪▪ ▪▪▪▪▪▪▪▪▪▪▪▪▪▪▪▪▪ ▪▪▪▪▪ ▪▪▪ ▪▪▪▪▪▪▪▪ ▪▪▪▪ ▪▪▪▪▪▪▪▪ ▪▪▪▪▪▪▪▪ ▪▪▪ ▪▪▪▪▪▪▪ ▪▪▪▪▪▪▪▪▪▪▪ ▪▪▪ ▪▪▪▪▪▪▪▪▪▪▪ ▪▪▪▪▪▪▪▪ ▪▪ ▪▪▪▪▪▪▪▪ ▪▪▪▪▪▪▪▪▪▪▪ ▪▪▪▪ ▪▪▪▪▪▪▪ ▪▪▪▪ ▪▪▪▪▪▪▪▪▪ ▪▪▪ ▪▪▪▪▪ ▪▪▪▪▪▪▪▪▪▪▪▪▪▪▪▪▪▪

Hospitals should compare these plans against retained staffing and escalation needs, not treat included parts as Full-Service Coverage. A separately published April 2020 General Service Package license limits use to identified equipment and a facility and restricts transfer and sublicensing; it is not itself a Unite agreement. ▪▪▪▪▪▪ ▪▪▪▪▪▪▪▪▪▪ ▪▪ ▪ ▪▪▪▪▪▪▪▪ ▪▪▪▪▪▪▪▪▪▪▪▪ ▪▪▪▪▪▪▪ ▪▪▪▪▪▪▪▪ ▪▪▪▪▪▪▪ ▪▪▪▪▪▪▪▪▪ ▪▪▪▪▪▪ ▪▪▪▪▪▪▪ ▪▪▪ ▪▪▪▪▪▪▪▪▪ ▪▪ ▪▪▪▪▪▪▪▪▪ ▪▪▪▪▪▪ ▪▪▪▪▪▪ ▪▪▪▪▪▪▪▪▪▪▪▪ ▪▪▪▪▪▪▪▪▪ ▪▪▪▪▪▪▪▪▪ ▪▪▪▪▪▪▪▪ ▪▪▪▪▪▪▪ ▪▪▪ ▪▪ ▪▪▪▪▪▪▪▪▪▪ ▪▪▪▪▪▪ ▪▪▪ ▪▪▪▪▪▪▪▪ ▪▪▪▪▪▪▪ ▪▪▪▪▪▪ ▪▪▪▪▪ ▪▪ ▪▪▪▪▪▪▪ ▪▪▪ ▪▪▪▪▪▪▪▪▪ ▪▪▪▪▪▪

Sources & Evidence

1. GE Healthcare General Service Package License Agreement
   - The General Service Package license, revised April 2020, restricts use to specified equipment and a facility and prohibits transfer, assignment and sublicensing. It is a separate published agreement, not evidence of the terms governing a particular Unite purchase. ([services.gehealthcare.com](https://services.gehealthcare.com/medias/GEHCServiceShop-GeneralServicePackageLicenseAgreement-xx.xx.pdf?context=bWFzdGVyfHJvb3R8MTUwMTQ2fGFwcGxpY2F0aW9uL3BkZnxoMzgvaDU5Lzg5MTc1MzM4MTg5MTAucGRmfGVjMTU1ZjUxZmU3OGNhNGZiODgwNTRlNDhkMzk5YjlkNDQzMTBkMjA2YTBhOGRmZTFlMTE0NzI3MjY0NjA0ZTM))
2. Unite In-House Service Solutions
   - Unite advertises remote support, service-document and license-key access, and different parts coverage between Unite and Unite Plus. Both flagship plans exclude included on-site and planned-maintenance labor, which is billed separately; eligibility and compatibility conditions apply. ([gehealthcare.com](https://www.gehealthcare.com/en/services/unite-in-house))
3. GE HealthCare reports fourth quarter and full year 2025 financial results
   - Company verification: GE HealthCare's February xx.xx 2026 financial-results announcement confirms continuing operations and an active Imaging business.
4. Service Solutions | GE HealthCare (United States)
   - Company verification: GE HealthCare offers service agreements and comprehensive lifecycle support covering its own and multi-vendor equipment.
5. Premier Continuum of Care Supply & Support Contract Portfolio 2024-2025
   - Company verification: The 2024-2025 buyer-channel portfolio lists GE Precision Healthcare as an equipment-maintenance supplier.

22.2. Siemens Healthineers

Siemens Healthineers' U.S. ▪▪▪▪▪▪▪▪ ▪▪▪▪▪▪▪ ▪▪▪▪▪▪▪▪ ▪▪▪▪▪▪▪▪▪ ▪▪▪▪▪▪▪▪▪ ▪▪▪▪ ▪▪▪▪▪▪▪▪ ▪▪▪▪▪▪▪▪▪ ▪▪▪▪▪▪▪▪▪▪▪▪▪▪▪▪▪▪▪▪ ▪▪▪▪▪▪▪▪ ▪▪▪▪▪▪▪▪▪▪▪▪▪▪ ▪▪▪▪▪▪▪▪▪ ▪▪▪ ▪▪▪▪▪▪▪ ▪▪▪▪▪▪▪▪▪▪▪▪ ▪▪ ▪▪ ▪▪▪▪▪▪▪▪ ▪▪▪▪▪▪▪ ▪▪▪ ▪▪▪▪▪▪▪▪▪▪▪▪ ▪▪▪▪▪▪▪▪ ▪▪▪▪▪▪▪▪▪▪▪▪ ▪▪ ▪▪▪

[illegible] Maintenance reports provide an additional interface for reviewing service activity.

Eligibility cannot be inferred from a common remote-service label. The related U.S. [illegible]

Sources & Evidence

1. Siemens Healthineers Guardian Program
   - The U.S. Guardian offering combines connected monitoring, trained engineers supported by artificial intelligence and automatic ticketing, remote intervention or an engineer visit, and maintenance reporting. These are advertised service capabilities, not independently verified restoration outcomes. ([siemens-healthineers.com](https://www.siemens-healthineers.com/en-us/equipment-services/performance-productivity-services/guardian-program))
2. Smart Remote Services - Siemens Healthineers USA
   - The related U.S. Smart Remote Services page requires a service agreement and stable connectivity. Its availability notice limits the described services to CT and warns of country restrictions; it does not establish eligibility for every Guardian configuration. ([siemens-healthineers.com](https://www.siemens-healthineers.com/en-us/equipment-services/connect-platforms/smart-remote-service))
3. Siemens Healthineers Annual Report 2025
   - Company verification: The 2025 annual report establishes Siemens Healthineers' group identity and continuing medical-equipment maintenance and repair business.
   - Company verification: The report identifies Block Imaging entities in subsidiary disclosures.
   - Company verification: The September xx.xx 2025 subsidiary schedule includes Block Imaging International, LLC and Block Imaging Parts & Service, LLC within Siemens Healthineers' reporting perimeter.
   - Company verification: The schedule also identifies Healthcare Technology Management, LLC, supporting nonduplicative treatment of the retained Siemens and Block identities.
4. Customer Services - Siemens Healthineers USA
   - Company verification: Siemens Healthineers publicly offers customer-service plans supporting medical imaging equipment.
5. About Us | Block Imaging
   - Company verification: Block Imaging identifies Siemens Healthineers as a joint owner.
6. Healthcare Technology Management - Siemens Healthineers USA
   - Company verification: Siemens Healthineers offers multi-vendor imaging and biomedical maintenance through its healthcare technology management proposition with Block Imaging.
7. Premier Continuum of Care Supply & Support Contract Portfolio 2024-2025
   - Company verification: The dated portfolio lists Siemens Medical Solutions USA among equipment-maintenance suppliers.

22.3. Philips

Philips' U.S. multi-vendor offering consolidates maintenance of Philips and non-Philips imaging equipment within a single service relationship. ▪▪ ▪▪▪▪▪ ▪▪▪▪▪▪▪▪ ▪▪▪▪▪▪▪ ▪▪▪▪▪▪▪▪ ▪▪▪▪▪▪▪▪▪▪▪▪ ▪▪▪ ▪▪▪▪▪▪▪▪ ▪▪▪▪▪▪▪▪ ▪▪ ▪▪▪▪▪▪▪▪▪▪▪▪ ▪▪▪▪▪▪▪▪ ▪▪▪▪▪▪▪▪ ▪▪▪▪▪▪▪▪▪▪▪ ▪▪▪▪▪▪▪▪ ▪▪ ▪ ▪▪▪▪▪▪▪▪ ▪▪▪▪▪▪▪▪ ▪▪▪▪▪▪▪▪▪ ▪▪▪▪▪▪▪▪▪▪▪▪ ▪▪▪▪▪ ▪▪▪▪▪▪▪ ▪▪▪▪▪▪▪▪ ▪▪▪▪▪▪▪▪▪▪▪▪▪▪▪ These capabilities support a manufacturer-led cross-vendor model rather than a simple division between OEM and independent service.

A mixed-vendor hospital fleet can compare consolidated accountability with separate asset-level agreements. ▪▪▪▪▪▪ ▪▪▪▪▪▪▪▪▪▪▪▪▪ ▪▪▪▪▪▪▪ ▪▪▪▪▪▪▪ ▪▪▪▪▪▪▪▪ ▪▪ ▪▪▪▪▪▪▪▪▪ ▪▪▪▪▪▪▪▪▪ ▪▪▪▪▪▪▪▪▪ ▪▪▪▪▪ ▪▪▪▪▪▪▪▪▪▪▪▪ ▪▪▪▪▪▪▪▪▪▪▪▪ ▪▪▪▪▪▪▪▪▪▪▪▪▪▪▪▪▪ ▪▪▪ ▪ ▪▪▪▪▪▪▪ ▪▪▪▪▪▪▪▪▪▪ ▪▪▪▪▪▪▪▪ ▪▪▪▪▪ ▪▪▪▪▪▪▪▪▪▪▪▪ ▪▪▪▪▪▪▪ ▪▪▪▪▪▪▪ ▪▪▪▪▪ ▪▪▪ ▪▪▪▪▪▪▪▪▪ ▪▪▪▪▪▪▪▪▪▪▪▪ ▪▪▪▪▪▪▪▪ ▪▪▪▪▪▪▪▪▪▪▪▪ ▪▪▪ ▪▪▪▪▪▪ ▪▪▪▪▪▪▪▪ ▪▪▪▪▪▪▪▪▪▪▪▪ ▪▪▪▪▪ ▪▪▪▪▪▪▪▪ ▪▪▪▪▪▪▪▪▪▪ ▪▪▪▪▪▪▪▪ ▪▪▪▪ ▪▪▪▪▪▪▪ ▪▪▪▪▪▪▪ ▪▪▪▪ ▪▪▪▪ ▪▪▪▪▪▪▪▪ ▪▪▪▪▪▪▪▪▪▪ Philips' advertised flexibility therefore supports a matched-scope quotation, not an assumption of superior uptime or universal coverage.

Sources & Evidence

1. Multi-vendor services
   - Philips advertises customizable maintenance for Philips and non-Philips equipment, consolidated accountability, and parts access through Philips, Dunlee Imaging Components and AllParts Medical. The portfolio description does not establish asset-specific contractual eligibility. ([usa.philips.com](https://www.usa.philips.com/healthcare/service/healthcare-multi-vendor-services))
   - Company verification: Philips offers vendor-agnostic maintenance and lifecycle services for imaging and biomedical assets.
2. About AllParts Medical
   - AllParts identifies itself as a Philips company and describes replacement-parts support across imaging manufacturers and modalities. This corroborates the parts-channel role, not whole-system maintenance eligibility. ([allpartsmedical.com](https://www.allpartsmedical.com/homepage/about.html))
3. Philips Annual Report 2025
   - Company verification: Philips' 2025 annual report establishes continuing group operations and customer-service fees within its diagnostic-imaging business.
   - Company verification: The report identifies MRI, ultrasound, CT and diagnostic X-ray within Precision Diagnosis; these disclosures are not maintenance-market shares.
4. Premier Continuum of Care Supply & Support Contract Portfolio 2024-2025
   - Company verification: The dated portfolio lists Philips Healthcare among equipment-maintenance suppliers.

22.4. Hologic, Inc.

Hologic, Inc.'s SureCare portfolio provides specialty support for Breast & Skeletal Health systems, ranging from telephone and remote support to broader service plans. ▪▪▪▪▪▪▪▪ ▪▪▪ ▪▪▪▪▪▪▪▪ ▪▪▪▪▪▪▪▪ ▪▪▪ ▪▪▪▪▪▪▪ ▪▪ ▪▪▪▪▪▪▪ ▪▪▪▪▪▪ ▪▪▪▪ ▪▪▪▪▪▪▪▪▪ ▪▪▪▪▪▪▪▪▪▪▪▪▪ San Bernardino County's February xx.xx 2026 approval of a mammography maintenance and repair agreement for Arrowhead Regional Medical Center provides a buyer-side example of contracting with Hologic Sales and Service, LLC; it does not establish delivery outcomes.

▪▪▪▪▪▪▪▪▪ ▪▪▪▪ ▪▪▪▪▪▪▪▪▪▪ ▪▪▪▪▪ ▪▪▪▪▪ ▪▪▪▪▪▪▪▪▪ ▪▪▪ ▪▪▪▪ ▪▪▪▪ ▪▪▪▪ ▪▪▪▪▪▪▪▪ ▪▪▪▪▪ ▪▪▪ ▪▪▪▪▪▪▪▪ ▪▪▪ ▪▪▪ ▪▪▪ ▪▪▪▪▪▪▪▪ ▪▪▪▪▪ ▪▪ ▪▪▪ ▪▪▪▪▪▪▪▪▪ ▪▪▪ ▪▪▪▪▪▪▪▪ ▪▪▪▪▪▪▪▪ ▪▪▪▪▪ ▪▪▪▪

[redacted] Specialty coverage can consolidate support, but neither the portfolio label nor a multi-year contract assures continuing coverage of every component or software enhancement. Buyer-specific negotiated agreements may differ from the standard terms.

Sources & Evidence

1. Breast & Skeletal Health - Hologic SureCare Service
   - SureCare advertises Breast & Skeletal Health service plans ranging from telephone and remote support to broader coverage, with software and hardware upgrades available as options. ([hologic.com](https://www.hologic.com/surecare-service/breast-skeletal-health))
2. Breast & Skeletal Health Maintenance & Repair Service Agreement Terms, v09.25.26
   - The U.S. terms dated September xx.xx 2026 name Hologic Sales and Service, LLC, tie coverage to the quotation and service type, distinguish updates from upgrades, and condition some response commitments on remote access. Support withdrawal requires xx.xx months' written notice before affected coverage may be removed. ([hologic.com](https://www.hologic.com/sites/default/files/Breast%20and%20Skeletal%20Health%20Maintenance%20and%20Repair%20Service%20Agreement%20Terms%20US%20V09.xx.xx%xx.xx.pdf))
3. San Bernardino County File 13647: Agreement with Hologic Sales and Service, LLC for Preventative Maintenance and Repairs for Digital Mammography Equipment
   - San Bernardino County approved an agreement with Hologic Sales and Service, LLC on February xx.xx 2026 for preventive maintenance and repair of Arrowhead Regional Medical Center's digital mammography equipment. The record describes negotiated terms; approval does not establish completed service or uniform customer terms. ([sanbernardino.legistar.com](https://sanbernardino.legistar.com/LegislationDetail.aspx?GUID=94E99DC7-15DE-449D-A779-6F5330B833F1&ID=xx.xx&Options=&Search=))
4. Blackstone and TPG Complete Acquisition of Hologic
   - Company verification: Hologic announced completion of its acquisition by Blackstone- and TPG-managed funds on April xx.xx 2026 and its transition to private ownership.
   - Company verification: The announcement establishes continuation of the Hologic operating-company identity after the acquisition.
5. Hologic Breast & Skeletal Health Maintenance and Repair Service Agreement Terms
   - Company verification: Hologic publishes commercial maintenance and repair agreement terms for its Breast & Skeletal Health portfolio.

22.5. Intelas

Intelas offers an embedded imaging-engineering model. [redacted] The relevant capability is integration of maintenance labor and management, not simply remote advice.

A hospital seeking a continuing engineering presence should specify dedicated versus shared staffing, accepted equipment, outside-specialist escalation, and access to service records during and after the agreement. Embedding a team may align maintenance with daily

scheduling and vendor management, but also integrates the provider's reporting platform and management processes into operations. ■■■ ■ ■■■■■■■■■ ■■■■■■■■ ■■■■■ ■■■■■■■■ ■■■■■■■■■■■ ■■■■■■■■■■■ ■■■ ■■ ■■■■■ ■■■■■■■■■■■ ■■■■■ ■■■■■■■■■■■ ■■■ ■■■■■ ■■■■■■■■ ■■■■■■■ ■■■■■■■■ ■■■ ■■■■■■■■■■■ ■■■■■■■■■■ ■■■■■■■ ■■ ■■■■■ ■■ ■■■■■■■■■■■■ ■■■■■■■■■■ ■■■■■■■■■■■■■■■■■■ ■■■■■■■ ■■■■■■■ ■■ ■■■■■■■■■■ ■■■■■■■■■■■■■

Sources & Evidence

1. Maximize Imaging Uptime & Patient Throughput - Intelas
   · Intelas advertises on-site imaging engineers, customized MRI, X-ray and CT service plans, remote diagnostics, and recording of service actions in its CMMS. These establish its advertised imaging-service role, not independent proof of uptime or compliance outcomes. ([intelashealth.com](https://www.intelashealth.com/healthcare-imaging-equipment-service/))
   · Company verification: Intelas offers on-site imaging-equipment support and customized service plans for MRI, X-ray, CT and specialized imaging modalities.
2. HTM Models - Intelas
   · Intelas distinguishes a fully outsourced on-site clinical-engineering team, field-based staffing support, and a hybrid hospital-and-outpatient model. Its description includes vendor management, service documentation and integrated maintenance-management platforms. ([intelashealth.com](https://www.intelashealth.com/htm-models/))
3. Crothall Healthcare - Learn About Our Company
   · Company verification: Compass Healthcare's company materials identify Intelas as a healthcare business focused on asset management and equipment uptime.

22.6. Ergéa Group

Ergéa Group's UK and Ireland business advertises multi-vendor diagnostic-imaging maintenance either as a standalone contract or within a broader transformation solution. ■■■■■ ■■■■■■■■■■ ■■■■■■■ ■■■ ■■■■ ■■■■■■■■■ ■■■■■■ ■■■ ■■■■■ ■■■■■■■■ ■■■ ■■■■■■■■■ ■■■■■■■■■ ■■■■■■■■ ■■■■■■■■■■ ■ ■■ ■■■■■■■■■■■■■ ■■■■■■■■■ ■■■ ■■■■■■■ ■■■■■■ ■■■■■■■■ The group's regional description connects this business to the former Althea UK and Medipass Healthcare operations and identifies managed-equipment relationships at Leeds Cancer Centre and Churchill Hospital.

For an operator retaining equipment procurement and lifecycle decisions, standalone maintenance provides a narrower contractual option than a broader managed-equipment relationship. Bundling may consolidate responsibilities, but buyers should preserve an identifiable maintenance scope, service obligations, and exit provisions. ■■■■■ ■■■■■■ ■■■■■■■■■■ ■■ ■■■ ■■■■■■■■■ ■■■■■■■■■■ ■■■ ■■■■■ ■■■■■■■■■■■■■ ■■■ ■■■■■■■■■ ■■■■■■■■■■■ ■■■■■■ ■■■ ■■ ■■■■■■■■■■■ ■■■■■■ ■■■ ■■■■■■ ■■■ ■■■■■■■■■■■ ■■■■■■ ■■■ ■■■■■■■■ ■■■■■ ■■■■ ■■■■■■ ■■■■■■■■■ ■■ ■■■■■■■ ■■■■■■ ■■■■■■■■ ■■■■■■ ■■■■■■

Sources & Evidence

1. Diagnostic Imaging Maintenance - Ergéa UK
   · Ergéa's regional offering permits standalone maintenance or inclusion in a broader transformation solution. It names CT, MRI, SPECT/CT, PET/CT and gamma cameras and describes in-house engineers, UK customer care and onshore parts support. ([ergeagroup.com](https://ergeagroup.com/uk/maintenance-services/diagnostic-imaging-maintenance/))

2. About Us - Ergéa UK
   - Ergéa connects its UK and Ireland business with Ergéa Group and the former Althea UK and Medipass Healthcare operations. It identifies diagnostic-imaging managed-equipment relationships at Leeds Cancer Centre and Churchill Hospital. These regional descriptions do not establish identical commitments across the group. ([ergeagroup.com](https://ergeagroup.com/uk/about-us/))
   - Company verification: Ergéa identifies its UK managed-equipment and maintenance business, group relationship and diagnostic-imaging customer activities.
3. Althea UK and Medipass Healthcare are now Ergéa
   - Company verification: A March xx.xx 2023 announcement states that Althea UK and Medipass Healthcare combined operations and rebranded as Ergéa.
   - Company verification: The announcement explicitly identifies vendor-independent radiology maintenance.

22.7. PartsSource

PartsSource advertises On-Demand Service for preventive and corrective maintenance and supplemental labor across imaging and biomedical equipment. Its network includes manufacturers and independent service organizations. ■■■■■■■■■■■ ■■■■■■■■■ ■■■■■■■■ ■■■■■■■■■■ ■■■■■■■ ■■■■■■■■■■■■■ ■■■ ■■■■■■■■■■ ■■■ ■■■■■■ ■■ ■■■■■■■■■■■■■■ ■■■■■■■■■ ■■■■■■■■■■■■■ ■■■■■■■ ■■■ ■■■■■■■■■■■ ■■■■ ■■■■■■■■■■■■■■■■■■■■■■■■ ■■■■■■■■ ■■■ ■■■■■■■■ ■■■■■■■■■■ ■■ ■■■■■■■■■■ ■■■ ■■■■■■■ ■■■■■■■■■■■■ ■■■■■■■■ ■■■■■■■■■■■■■ ■■■■ ■■■ ■■■■■■■■■■ ■■■■ ■■■■■ ■■■■■■■■■■ ■■ ■■■ ■■■■■■■■■■

Published customer terms identify PartsSource, Inc. as seller of products or services, while supplier terms characterize vendors as independent contractors. For transactions governed by these terms, PartsSource can occupy a contracting role beyond referral alone. ■■■■■■ ■■■■■ ■■■■ ■■■■■ ■■ ■■■■ ■■ ■■■■■■■■■■■■■■■ ■■■■ ■■ ■■■ ■■■■ ■■■■■■■ ■■■■■■■■ ■■■ ■■■■■■■■■ ■■■■■■■■■ ■■■■■ ■■■■■■■■■■■■ ■■■■■■■■ ■■■ ■■■■■■■■■■ ■■■■■■ ■■■■■ ■■■■■■ ■■■■■■■ ■■■■■■ ■■■■■■ ■■ ■■■■■■■■■■■ ■■ ■■■■■■■■■■ ■■■■■■■■■ ■■■ ■■■ ■■■■■■■■■■ ■■■■■ ■■■■■ ■■ ■■■ ■■■■■■■■■■ ■ ■■■■■■■■■■ ■■■■■ ■■■ ■■■■■■■■ ■■■■■ ■■■■ ■■■■■■■■■■ ■■■ ■■■■■■ ■■■■■■■■ ■■■■■■■■■■■■

Sources & Evidence

1. PartsSource's On-Demand Service Solution
   - PartsSource advertises preventive and corrective maintenance and supplemental labor through a network including OEMs and independent organizations. It describes provider selection, service coordination, documentation review and field-service reports for CMMS integration. ([corporate.partssource.com](https://corporate.partssource.com/solution/on-demand-service/))
   - Company verification: PartsSource offers an on-demand equipment-service network covering preventive and corrective maintenance, including imaging modalities.
2. PartsSource, Inc. Terms and Conditions of Sale
   - Published sales terms, effective January xx.xx 2015, identify PartsSource, Inc. as seller of products or services and provide a reasonable-care-and-skill service warranty. They do not guarantee delivery or completion dates. Applicability to a particular order requires its governing documents. ([partssource.com](https://www.partssource.com/policies/termsandconditionofsale))
3. PartsSource, Inc. Terms and Conditions of Purchase
   - Published purchase terms, effective March xx.xx 2015, cover PartsSource purchases of products or services and characterize its suppliers as independent contractors rather than its agents. This supports a bounded principal-and-supplier interpretation where those terms govern. ([partssource.com](https://www.partssource.com/policies/termsandconditionofpurchase))

4. Premier Continuum of Care Supply & Support Contract Portfolio 2024-2025
   · Company verification: The dated portfolio lists PartsSource among equipment-maintenance suppliers.

22.8. Innovatus Imaging

[illegible] The shipment-based relationship addresses the probe rather than establishing complete scanner coverage. This makes the company relevant to operators and to maintenance providers seeking a component-repair partner, while leaving the wider system-service obligation to be allocated separately.

The published depot terms, marked valid June xx.xx 2022, condition loaners on appropriate stock and repairs on quotation acceptance, including approval of additional work. Buyers should obtain a compatible-loaner commitment, assign quotation authority, and agree transport and return responsibilities before relying on the arrangement for continuity. [illegible]

Sources & Evidence

1. Ultrasound Probe Repair & Loaners
   · Innovatus advertises ultrasound-probe repair through a shipment-based relationship and a loaner program with coordinated shipping. The offering concerns a removable component rather than complete scanner maintenance.
   ([innovatusimaging.com](https://innovatusimaging.com/ultrasound-probes/ultrasound-probe-repair-loaners/))
2. Innovatus Imaging Depot Repair Terms and Conditions, Valid June 8, 2022
   · The linked depot terms are marked valid June xx.xx 2022. They condition loaners on appropriate inventory, require acceptance of repair and additional-work quotations, and assign delivery and loaner-return obligations. They do not make loaner availability unconditional.
   ([innovatusimaging.com](https://innovatusimaging.com/wp-content/uploads/2026/xx.xx/Innovatus-Imaging-Depot-Terms-and-Conditions-CURRENT.pdf))
3. About Us | Innovatus Imaging
   · Company verification: Innovatus Imaging describes its specialist ultrasound-probe and MRI-coil repair business serving healthcare providers, HTM teams and OEMs.

22.9. Cassling

[illegible] Cassling separately names selected Hologic, GE HealthCare, and other equipment. Its manufacturer relationship must therefore be assessed against each serviced asset rather than applied uniformly across a mixed fleet.

Cassling describes its sales representation footprint as the U.S. Midwest and portions of the South and West; that description is not an asset-specific service-territory commitment. [illegible]

[redacted]

Sources & Evidence

1. OEM and Third-Party Equipment Support Services | Cassling
   - Cassling advertises Siemens Healthineers OEM service and preventive maintenance, OEM parts access, upgrades and software updates, and service for selected Hologic, GE HealthCare, and other equipment. ([cassling.com](https://www.cassling.com/services/equipment-service))
   - Company verification: Cassling offers OEM service and preventive maintenance for Siemens Healthineers imaging equipment and additional equipment-support service options.
2. Cassling | Our Partners
   - Cassling identifies itself as a Siemens Healthineers Advanced Partner and authorized sales representative across the Midwest and portions of the South and West; this describes sales representation rather than an asset-specific service commitment. ([cassling.com](https://www.cassling.com/about/our-partners))
3. Programa para Parceiros de Vendas - Siemens Healthineers
   - Siemens Healthineers features Cassling in its sales-partner material, corroborating the commercial relationship without specifying equipment-level maintenance rights. ([siemens-healthineers.com](https://www.siemens-healthineers.com/pt/business-opportunities/distributors))
4. Cassling | About Us
   - Company verification: Cassling identifies Omaha, Nebraska as its headquarters and states that it became xx.xx% employee-owned through an ESOP in 2025.

22.10. Catalyst MedTech

[redacted] Preventive-maintenance and time-and-materials options provide narrower alternatives. The company also describes modality-focused field service, technical support, dispatch, and parts fulfillment, supported by U.S. parts and support centers.

Nuclear-imaging buyers should compare commitments for the complete named system, particularly SPECT/CT and PET/CT, rather than accept constituent-modality experience as whole-system coverage. Annual coverage can consolidate responsibilities that would otherwise sit across separate service events; narrower arrangements retain more approval and continuity coordination with the operator. [redacted]

Sources & Evidence

1. Service Programs - Catalyst MedTech
   · Catalyst names SPECT, SPECT/CT, PET, PET/CT, and CT service experience and advertises annual agreements including service, parts, labor, planned maintenance, and applications support, alongside preventive-maintenance and time-and-materials options. ([catalystmedtech.com](https://catalystmedtech.com/service/service-programs/))
   · Company verification: Catalyst MedTech offers annual service agreements, time-and-material support, and preventive maintenance for SPECT, SPECT/CT, PET, PET/CT, and CT equipment.
2. Why Catalyst? - Catalyst MedTech
   · Catalyst describes modality-focused teams combining field service engineers, technical and applications support, dispatch, and warehouse parts fulfillment. ([catalystmedtech.com](https://catalystmedtech.com/service/why-catalyst/))
3. TTG Imaging Solutions Rebrands as Catalyst MedTech, Strengthening Focus on Innovation in Nuclear Medicine and Molecular Imaging
   · The company-issued January xx.xx 2025 announcement describes U.S. parts and support centers and distinguishes equipment, service and maintenance, and clinical-solutions businesses. ([prnewswire.com](https://www.prnewswire.com/news-releases/ttg-imaging-solutions-rebrands-as-catalyst-medtech-strengthening-focus-on-innovation-in-nuclear-medicine-and-molecular-imaging-xx.xx.html))
   · Company verification: A company-issued January xx.xx 2025 announcement identifies Catalyst MedTech as the new brand of TTG Imaging Solutions.
   · Company verification: The announcement describes United States service and maintenance operations for nuclear and molecular imaging equipment.

22.11. Reserma S.A.

[redacted] Panama's Ministry of Health list updated January xx.xx 2026, names Reserma, S.A. among companies licensed for installation, service, and maintenance of X-ray-generating equipment. Its wider advertised portfolio also includes MRI and ultrasound, but the X-ray listing does not establish contract acceptance for those modalities or every listed equipment model.

For a Panamanian buyer, the useful distinction is between permission for a listed activity, manufacturer relationships, and the obligation actually purchased. Reserma describes exclusive manufacturer authorization for represented brands; the government list corroborates licensing, not that separate exclusivity assertion. [redacted]

Sources & Evidence

1. Servicios - Reserma S.A.
   · Reserma advertises preventive and corrective maintenance contracts and optional parts replacement from Panama; its equipment navigation includes MRI and ultrasound. Exclusive manufacturer authorization is a separate company assertion. ([reserma.com](https://reserma.com/servicios/))

2. Listado de empresas licenciadas para la instalación, servicio y mantenimiento de aparatos generadores de rayos X - actualizado al 22 de enero de 2026
   - Panama's Ministry of Health list updated January xx.xx 2026, names Reserma, S.A. among companies licensed for installation, service, and maintenance of X-ray-generating equipment. ([minsa.gob.pa](https://www.minsa.gob.pa/sites/default/files/general/20260210_lista_de_empresa_instalacion_servicio_y_mantenimiento_ene_202677.pdf))
   - Company verification: Panama's January xx.xx 2026 licensing list names Reserma, S.A. for installation, service and maintenance of X-ray-generating equipment.
   - Company verification: Licensing corroborates its service role but does not establish purchase volume or maintenance revenue.
3. Inicio - Reserma S.A.
   - Company verification: Reserma S.A. advertises equipment repair and maintenance contracts within its Panama medical-imaging business.
   - Company verification: Its stated equipment portfolio includes CT, MRI, mammography, ultrasound and radiography.

22.12. Vicenne

[redacted] SCRIM describes local teams supported by commercial partners and lists Philips among those partners. This identifies an equipment-linked support route, not a parent-level promise to maintain every system associated with the group.

Buyers should identify the operating contract party and separate SCRIM's obligations from manufacturer escalation. [redacted]

[redacted] Renewal remains unverified. Buyers whose procurement requires that credential should obtain renewed, entity- and site-matched evidence; the displayed certificate neither establishes continuing certification nor proves that SCRIM has ceased providing maintenance.

Sources & Evidence

1. SCRIM | Vicenne
   - Vicenne identifies SCRIM as a Moroccan subsidiary distributing imaging equipment and offering installation, maintenance, and technical and applications follow-up through local teams supported by partners; Philips is a listed partner. ([vicenne.com](https://vicenne.com/les-filiales/scrim))
   - Company verification: Vicenne identifies SCRIM as a subsidiary with an imaging-equipment portfolio and lifecycle maintenance and technical-support services.
2. Certificat de Système de Management et annexe - SCRIM
   - SCRIM's published ISO xx.xx:2016 certificate covers associated services and after-sales support, identifies Moroccan sites in its annex, and states validity through June xx.xx 2026; it does not establish renewal. ([api.vicenne.com](https://api.vicenne.com/assets/819475d8-75c1-42ce-bc5b-4112340d72e6))

3. Prospectus Summary - Vicenne IPO
   - Company verification: The regulator-hosted prospectus establishes Vicenne's legal identity, subsidiary structure and February xx.xx 2025 name change from Best Health.
   - Company verification: It documents preventive and corrective maintenance contracts and separately attributed SCRIM service activity.
   - Company verification: These service disclosures are broader than imaging-maintenance-only revenue and are not adopted as market shares.

22.13. Phantom Healthcare IND Private Limited

Phantom Healthcare IND Private Limited is the Indian entity identified by the business in Faridabad. Its service offering explicitly advertises annual and comprehensive maintenance for GE MRI and CT equipment across India, alongside repair of existing MRI and CT systems. ■■■ ■■■■■■■ ■■■■■■■■■■■■■■■■■■ ■■■■■■■■ ■■■■■■■■ ■■■■■■■■■■ ■■■■■■■■ ■■■ ■■■■■ ■■■■■■■■■■■■■ ■■■■■■■■■■■■ ■■■ ■■■ ■■■■■■■ ■■■■■■■■■ ■■■■■■■ ■■■■■■ ■■■ ■■ ■■■■ ■■ ■■ ■■■■■■■ ■■■■■■ ■■■■■■■■■■■■ ■■■■■■■■■■■■

Indian operators comparing renewal options can assess recurring maintenance and individual repair separately. Before relying on either, the buyer should obtain a model-specific schedule covering parts, labor, exclusions, local engineer delivery, escalation, and necessary service-resource access. ■■■■■■ ■■ ■■■■■■■■■■■■■ ■■■■■■ ■■■■■ ■■ ■■■ ■■■■■■■■■■ ■■■■■■■■■■ ■■■■■■■■■■■■ ■■ ■■■ ■■■■■■■■■■■■■■■ ■■■ ■■■■■ ■■■■■■■■■■ ■■■■■■■■■■■■ ■■■ ■■■ ■■■■■■■■■■■■ ■■ ■■ ■■■■■■■■ ■■■■■ ■■■■■■■■ ■■■■■■ ■■■ ■■■■■■■■■■ ■■■ ■ ■■■■■■■■■■ ■■■■ ■■■ ■■■■■■■ ■■■■■■■■■■■■ ■■■■■■■■ ■■■■■■■■ ■■ ■ ■■■■■■■■■■ ■■■■■■■■■■ ■■■ ■■ ■■■■■■■■■■■■■■■■■■ ■■■■■■■■■■ ■■■ ■■■■■■■■ ■■ ■■■■■■■■■■■■ ■■■■■■■■ ■■■■■■■ ■■■■■■■■ ■■■■■■■■■■ ■■ ■■■■■■■■ ■■■■■■■■■■■■

Sources & Evidence

1. Radiology Equipment Services | Phantom Healthcare
   - Phantom advertises annual and comprehensive maintenance for GE MRI and CT systems across India and repair of existing MRI and CT equipment. ([phantomhealthcare.com](https://www.phantomhealthcare.com/services.html))
   - Company verification: Identifies Phantom Healthcare IND Private Limited in Faridabad, India.
   - Company verification: Advertises annual and comprehensive maintenance services for GE MRI and CT systems across India, together with repair services.
2. About Phantom Healthcare | Refurbished Radiology Equipment Company
   - The business identifies Phantom Healthcare IND Private Limited in Faridabad, describes its preowned MRI and CT equipment activity, and separately identifies U.S. and UAE entities. ([phantomhealthcare.com](https://www.phantomhealthcare.com/about.html))

22.14. ParagonCare

ParagonCare advertises consolidated equipment service across Australia and New Zealand, including periodic and remedial maintenance contracts, repair, asset-management records, and service representation for manufacturers. ■■■ ■■■■■■■■■■ ■■■■■■■■ ■■■■■■■■■■ ■■■■■■■■■■ ■■■■■■■■■■ ■■■■■■■■■■■ ■■■■■■■ ■■■■■■■■■■■■■ ■■■■■■ ■■■ ■■■■■■■■■■■■■■■■■ ■■■■■■■■■■ ■■■■■■■■■■ ■■■■■ ■■■ ■■■■■■■■■■ These portfolio listings establish relevant

imaging participation, but not identical model acceptance or maintenance coverage in both countries.

A manufacturer entering a regional territory can evaluate ParagonCare's existing field-service and equipment-management offering instead of immediately establishing its own delivery organization. [illegible] The trade-off is fewer coordination interfaces against greater reliance on the lead provider's actual imaging capability and manufacturer relationships.

Sources & Evidence

1. Medical Equipment Servicing Australia | ParagonCare
   - ParagonCare advertises Australia and New Zealand service coverage, periodic and remedial maintenance contracts, manufacturer service representation, consolidated delivery, and asset-service record traceability. ([paragoncare.com.au](https://paragoncare.com.au/services/service-maintenance/))
   - Company verification: ParagonCare offers equipment-maintenance contracts, repair services and consolidated service support across Australia and New Zealand.
   - Company verification: Its portfolio includes diagnostic ultrasound, radiography, C-arm and nuclear-medicine equipment.
   - Company verification: The page does not isolate the contracting perimeter or revenue of diagnostic-imaging maintenance.
2. Medical Imaging Equipment Australia | ParagonCare
   - ParagonCare's Australian imaging portfolio includes ultrasound, digital radiography, C-arm, and nuclear medicine, including Mediso SPECT and SPECT/CT, with installation and ongoing technical support for supplied imaging equipment. ([paragoncare.com.au](https://paragoncare.com.au/medical-imaging/))

22.15. Technorad Sdn Bhd

Technorad Sdn Bhd presents a Malaysian independent engineering and imaging-maintenance offering from Selangor. Its advertised preventive and corrective maintenance spans CT, MRI, angiography, mammography, fluoroscopy, X-ray, C-arm, and ultrasound. [illegible]

Malaysian operators can request an equipment-specific proposal, but should resolve authorization separately from advertised breadth before awarding an obligation. [illegible] Technorad's Malaysian presence should not be treated as

transferable service permission elsewhere in ASEAN, and company-described training should not be equated with unrestricted OEM authorization.

Sources & Evidence

1. Technorad | Our Services
   - Technorad advertises preventive and corrective imaging maintenance across named radiology categories and describes manufacturer training and H-class licensing for a number of brands and products. These are company statements. ([technorad.my](https://technorad.my/medical-imaging-maintenance/))
   - Company verification: Technorad markets preventive and corrective maintenance for radiology systems in Malaysia.
   - Company verification: Its named equipment categories include CT, MRI, angiography, mammography, X-ray, C-arm and ultrasound.
2. Technorad | About Us
   - Technorad identifies its exact company name, independent engineering role, Selangor location, imaging-maintenance activity, and company-described H-class license and manufacturer-factory training. ([technorad.my](https://technorad.my/about-us/))

23. Companies Covered

Table 577. Global Medical Imaging Equipment Maintenance Services Market, Companies Covered

Company
626
Aamal Medical
Abana Medical Technology
Abtahi Engineering Technology
Access Medical
ACD
Acertara Acoustic Laboratories, LLC
Advanced Medical Imaging Solutions
Advanced Technology Company K.S.C.P.
Advanced Vision Trading
AFRICMED Ltd
Agenor Mantenimientos
Agfa NV
Agiliti
AGITO Medical
Ain Alrasid
Al Mazroui Medical Group
Al-Badr Company
Al-Bahja for Supplying & Maintaining Medical Equipment Company Ltd.
Al-Hilal Medical Corp.
AL-MANSORI Medical Corp.
Al-Mimar Group
Al-Theqa Medical Supplies Co.
Aljawda Scientific Company
Alkan Medical
Allema Medical
Almotec S.A.
Altakassusi Alliance Medical Limited
Althea Group
Altima Diagnostic Imaging Solutions

Table 577 - continued

Company
American Medical Imaging
Ampronix
AMS
AmTech Biomedical Solutions PLC
Anjad Company for Consulting in the Field of Radiation Health
Anuttama Biomedical LTD
Apariva
Arabian International Healthcare Holding Company
Arabian Medical and Pharmaceutical Co.
Aries Ingeniería en Imágenes Médicas
Armedtechnica
Arpamedical
Arrow-Tech Medical Systems
Asia Medical Equipment (AME)
ASIME, S.A.
Asyl Service
Attieh Medico Ltd.
Avante Health Solutions
Avensys UK Ltd
AXIM
BCL X-Ray Canada Inc.
BesTEC Healthcare
BIOERIX S.A.
BioImaging
BioImaging Services
Biomateriales
BiomedEx Services Ltd.
Biomedica Sanmartin, S.A. de C.V.
Biomedical Engineering SARL (BME)
Biomedical Enterprises of Trinidad and Tobago Limited (BMETT)
Biomedical Support
Biopro Solutions S.A.R.L

Table 577 - continued

Company
Block Imaging Inc.
BPL Medical Technologies Private Limited
Brown's Medical Imaging
Caipro Internacional
CAMECO
Canon Healthcare Systems Ltd
Canon Medical Systems
Cape Healthcare Systems
Carestream Health, Inc.
Casa del Medico
Cassling
Catalyst MedTech
Cellular Trading Plc
Cemtaş Medikal
Christie Innomed
CIDIS
CLAP LABORATORIOS (Clapablo Medical)
Clarus Enterprises
CMS Imaging, Inc.
Crown Healthcare
Daravoria Medical
Datamedic Colombia S.A.S.
DBI Medical Solutions
Delang Medical System S.A.
Demsid Group
DEMSID SN SA
Diavant LLC
Dipremedia
DirectMed Imaging
Distriservices X-RAY HEALTHCARE COLOMBIA S.A.S
DMS Imaging
DUS Sale, Inc.

Table 577 - continued

Company
Eldan
Electron Medical
Electronica Medica, S.A.
Electrónica Médica
ELEMA Diagnóstico
Elite Biomedical Engineering Limited
ElsMor Medical Systems Ltd.
Elvatrón S.A.
Elzhen
Eminent Biomedical Systems Ltd
EndoComplete
EntroMedical Healthcare Solutions
EquiMedix
EquiposMedico
Ergéa Group
ES Medical
Esaote
Esrod Panamá
EverX Pty Ltd
Everything Ultrasound
Faman Tech Corporation
FastMediks
FATRA Medical Equipment Services
First Choice Imaging, LLC
FM Junior
FUJIFILM Holdings Corporation
GE HealthCare
Genoray America, Inc.
German Rays Medical
Grey Click
Guangdong Shangyao Sangnike
Gulf Medical Commercial Agencies

Table 577 - continued

Company
Gulf Medical Company
HaussMedical
HCE Ghana Limited
Hi Tech Medical City of Yemen
Hilditch Group
HIMEX Corporation
Hoard Medical Solutions-FZCO
Hologic, Inc.
Hospimed
Hospital Consulting
Hospital Depot
Hospitalar
HOSTEC
HTSI Healthcare Solutions
Huanya Guoji
HyperMed Health Care Ltd
IASIS Technologies
ICON BIOTRONICS
IHS Integrated Health Solutions
Image Monitoring Inc.
Imagem Healthcare Solutions
Imageries Médicales et Services
Imagex Medical Ltd
Imaging R Biotech
IMATEC
Imex Medical
Imperial Imaging Technology
Implantec S.A.
INELMED S.R.L.
inftech GmbH
Ingénierie Biomédicale et Électrique (IBE)
Inmaquip

Table 577 - continued

Company
Innoray Medical Equipment Company Limited
Innovatus Imaging
INSMETAR S.A.C.
Intelas
InterMed
Intermed-Pal
Inversiones e Importaciones Colé S.A.
ISS Solutions
ITC Ramel
ITEM México
ITS
Jake Health Care
JNC International Limited
Jos·Hansen
Kaisixuanda
KANO Healthcare Solutions Ltd
Kareem Equipment Maintenance & Supplies
KEI Medical Imaging Services
Kirloskar Technologies Pvt. Ltd.
KOBARAX MEDICAL SARL
Konica Minolta
KyivMedService
LEE Imaging Ukraine
Levant Inc.
Level One Imaging Solutions
Lighthouse Medical
Link Medical Systems
Lomaen Medical (Pty) Ltd
Maranda Lauzon
Marg Pharmacy LLC
Maxia Latam
MeCan Medical

Table 577 - continued

Company
Med-X Medical Systems
Medco Blue
Medco Medical Supplies Limited
Medexa
MEDFORD
Mediark
Medic Work
Medical Care
Medical Device Services
Medical Equipment and Ancillary Services (MEANS)
Medical Expert
Medical Republic
Medical Sales, S.A.
Medical Supplies & Services Company
Medical Systems I.K.E.
Medical Vision Supplies & Equipments Co
Medicare Solutions
Medik Lux
Medikol
MEDIMAGE MEDICAL SYSTEMS COTE D'IVOIRE
Medionics Imaging Limited
MediQu
Mediquipment Limited
Mediso
Medisolve
Medistorm Ltd.
Medistus Limited
Meditec
Meditech
MediTech Imaging Limited
Meditech, SRL
Meditel (PVT) Ltd.

Table 577 - continued

Company
Meditel Healthcare Group
Medonus Trading PLC
Medquad Health Solutions
Medsphere Ltd
Medtechnica Ltd.
MedTrade
Medtronic Kendall
Megascope Healthcare Ltd
MEMS Imaging
Merna Medical
Metisec Imaging Solutions Limited
Metrologia Melicchio S.r.l.
MG Medical Ecoline
Mindray
MIS Healthcare
MMB Medical Company
Modality Group Limited
Modern Systems
MOSEL
MRS Medikal Onarım Servisi
Multiservicios Electromédicos S.A.
MXR Imaging
NAROGE MEDICAL & SERVICES SARL
Natco Al-Razi Co.
NDTMED Röntgentechnik
Nebersis Trading PLC
NeoTech Medikal
Neusoft Medical Systems
Nordic Service Group
Nsangu Investments Limited
Numed, Inc.
Nuon Imaging Inc.

Table 577 - continued

Company
Ocean Medic
OHM Healthcare
ORIMEC, Oriental Medical del Ecuador C.A.
Ortes Elektronik
Pacific Diagnostics
Pantanal Medical Service
ParagonCare
PartsSource
Peacock Medical Systems
Perfect Business LLC
Perrin Medical Technologies
Phantom Healthcare IND Private Limited
Philips
Phoenix Medical Imaging & Business Solutions
Planmed
PolyMaint
PrimaX
Prime Medical LLC
ProbeLink
ProbeLogic
Probo Medical
Promed
PROMED Hellas
ProMedical Oy
Promoción Medica, S.A.
Proser Medikal
Protecta Vision
Protek
PT Hayati Semesta Raharja
Pursuit Medical Imaging, Inc.
QMS Medical
Quest Asia Technologies Pte. Ltd.

Table 577 - continued

Company
Raco Medikal
Rad Rays, LLC
Radiographics SAS
Radiología y Electrónica de México
Radon Medical Imaging
Rainbow Meditech Sdn Bhd
RENEX Company
RENOVO Solutions
Reserma S.A.
RetoMeditech
RevirzaMed
Revitech
Rinnos
RS&A
Salehiya
Samsung Healthcare
Sandunes Medical Equipment Services
Sanrad Medical Systems Private Limited
Santax Medico
Sayun Medical Corporation
Scanmed Technology (S) Pte Ltd
Scanova Technologies
Scientific & Medical Equipment House Company
Sequoia Medical Equipment LLC
Serv Imagem
Services Science Santé (3S)
Shanghai Kunya Medical Equipment Co., Ltd.
Shimadzu Corporation
Siemens Healthineers
Simedic
SIUN LLC
SMI

Table 577 - continued

Company
Sodexo
Solis Import, S.A.
SSEM Mthembu Medical (Pty) Ltd
ST Medic
Star lucent Medical
Steamed
Strictly Medical
Sun Care Co. Ltd.
Suporte Imagem
Systemax Capital
Systems for Projects & Maintenance (SPM)
T-Biotech
T-Medic
T2S Group
TechHealth Medical Engineering
Techno Medical
TECHNOLOGIE MEDICALE DU CAMEROUN SARL
Technorad Sdn Bhd
Tecmed
TecnicaMed
Tecnoimagen
Tecnologie Sanitarie
Tenacore
Tesla CTMR Solutions
The Intuitive Biomedical Solution, Inc.
Tihama Tractors & Engineering Co. Ltd.
TIYAC Group
TOP MEDICAL ECUADOR S.A.
Total Medical Solutions SRL
TQMS Sp. z o.o.
TRIMEDX
Tromp Medical

Medical Imaging Equipment Maintenance Services - Global Forecast 2026-2032

RESEARCH SAMPLE REPORT

Table 577 - continued

Company
Trust Biomedical Solutions
UBIMEC
Ultrascope Medical Supplies
Ultrasound Parts Solutions
Ultrasounds MD
Unison Healthcare Group
United Imaging
Varpal
Veltrion Medical Engineering GmbH
VeMed GmbH
Vicenne
Vietnam Medical & Pharmaceutical Joint Stock Company
Visaris
Vital Medical Support (Pvt.) Ltd.
VMI Médica
Wateen Healthcare Technologies
Wimagenes S.R.L.
Wing T
YAPAMA
Youssef Allam
Zahrawi Group
Zamedi Diagnostics & Instruments Ltd
Zelin Medical Systems
Ziehm Imaging
شایگان اندیشان رایان
کارنو سرویس

Sources & Evidence

1. GE HealthCare reports fourth quarter and full year 2025 financial results
   - Company verification: GE HealthCare's February xx.xx 2026 financial-results announcement confirms continuing operations and an active Imaging business.

879

2. Siemens Healthineers Annual Report 2025
   - Company verification: The 2025 annual report establishes Siemens Healthineers' group identity and continuing medical-equipment maintenance and repair business.
   - Company verification: The report identifies Block Imaging entities in subsidiary disclosures.
   - Company verification: The September xx.xx 2025 subsidiary schedule includes Block Imaging International, LLC and Block Imaging Parts & Service, LLC within Siemens Healthineers' reporting perimeter.
   - Company verification: The schedule also identifies Healthcare Technology Management, LLC, supporting nonduplicative treatment of the retained Siemens and Block identities.
   - Company verification: Block Imaging entities appear in Siemens Healthineers' subsidiary disclosures, requiring reconciliation with Block's separately reported joint ownership before financial aggregation.
   - Company verification: Block Imaging operating entities appear in Siemens Healthineers' subsidiary schedule as of September xx.xx 2025.
   - Company verification: The filing establishes reporting overlap; it does not justify adding Block's service revenue to Siemens group service revenue without reconciliation.
3. Philips Annual Report 2025
   - Company verification: Philips' 2025 annual report establishes continuing group operations and customer-service fees within its diagnostic-imaging business.
   - Company verification: The report identifies MRI, ultrasound, CT and diagnostic X-ray within Precision Diagnosis; these disclosures are not maintenance-market shares.
4. Blackstone and TPG Complete Acquisition of Hologic
   - Company verification: Hologic announced completion of its acquisition by Blackstone- and TPG-managed funds on April xx.xx 2026 and its transition to private ownership.
   - Company verification: The announcement establishes continuation of the Hologic operating-company identity after the acquisition.
5. Midea Group marks its commitment to healthcare and innovation by completing the acquisition of Esaote
   - Company verification: Esaote's 2026 announcement confirms completion of Midea's controlling-stake acquisition.
   - Company verification: Esaote states that it continues as an independently operated medical-equipment company within Midea Healthcare.
6. Notice of Execution of Absorption-type Company Split Agreement Regarding Succession of Certain Businesses of Canon Medical Systems Corporation
   - Company verification: Canon's December xx.xx 2025 disclosure identifies the company-split agreement transferring specified Canon Medical Systems Corporation businesses to Canon Inc.
   - Company verification: The disclosure establishes the parent/subsidiary relationship relevant to the retained Canon Medical Systems identity.
7. Notice Regarding Recognition of Extraordinary Loss Associated with an Absorption-type Company Split of a Subsidiary
   - Company verification: Canon's July xx.xx 2026 disclosure confirms implementation of the restructuring on April xx.xx 2026.
   - Company verification: This was a transfer of specified businesses, not evidence that every Canon Medical Systems sales or service entity ceased operating.
8. Agiliti Announces Closing of Acquisition by THL
   - Company verification: Agiliti announced completion of its acquisition by a Thomas H. Lee Partners affiliate on May xx.xx 2024.
   - Company verification: The transaction took Agiliti private while retaining the operating business.
9. Probo Medical Names Mike Dilick CEO to Drive Next Phase of Growth
   - Company verification: Probo Medical's January xx.xx 2026 announcement confirms continuing diagnostic-imaging service, parts and repair operations serving hospitals, OEMs and independent service organizations.

10. MODALITY GROUP LIMITED overview - Find and update company information
    - Company verification: Companies House identifies Modality Group Limited, company number xx.xx as active.
    - Company verification: The record includes a July xx.xx 2026 confirmation statement and former Advanced Ultrasound Electronics and Multimedix names.
11. Listado de empresas licenciadas para la instalación, servicio y mantenimiento de aparatos generadores de rayos X - actualizado al 22 de enero de 2026
    - Company verification: Panama's January xx.xx 2026 licensing list names Reserma, S.A. for installation, service and maintenance of X-ray-generating equipment.
    - Company verification: Licensing corroborates its service role but does not establish purchase volume or maintenance revenue.
    - Company verification: X-ray-service licensee.
12. Prospectus Summary - Vicenne IPO
    - Company verification: The regulator-hosted prospectus establishes Vicenne's legal identity, subsidiary structure and February xx.xx 2025 name change from Best Health.
    - Company verification: It documents preventive and corrective maintenance contracts and separately attributed SCRIM service activity.
    - Company verification: These service disclosures are broader than imaging-maintenance-only revenue and are not adopted as market shares.
13. About - Medtechnica
    - Company verification: Medtechnica identifies itself as an Ilex Group subsidiary operating in Israel.
    - Company verification: Its imaging portfolio includes X-ray, ultrasound and mammography, and its service commitment expressly includes maintenance of distributed devices.
14. Healthcare Business Development Partner | Eldan
    - Company verification: Eldan's official company materials identify its membership in Neopharm Group and its Israeli healthcare business.
15. POCUS Ultrasound & Diagnostic Imaging Systems | Eldan
    - Company verification: Eldan's imaging and ultrasound business page offers field-service maintenance and on-site or remote support.
    - Company verification: The maintenance offering is directly connected to an imaging portfolio rather than inferred from unrelated laboratory services.
16. Boston Imaging and NeuroLogica unify under Samsung HME America, announcing brand update and strategic advancements
    - Company verification: Samsung's March xx.xx 2026 announcement brings its U.S. ultrasound, digital-radiography and CT businesses under Samsung HME America.
    - Company verification: The page identifies Samsung Healthcare USA as the unified market-facing brand and connects Samsung Medison with Samsung Electronics.
17. Privacy Policy | Samsung Healthcare USA
    - Company verification: Samsung Healthcare USA's legal notice identifies NeuroLogica Corp., doing business as Samsung HME America.
    - Company verification: This establishes a U.S. operating identity; it does not establish one worldwide contracting entity.
18. Probelogic Pty Ltd | LinkedIn
    - Company verification: ProbeLogic's company-authored profile identifies Probelogic Pty Ltd and discusses continuing ultrasound-probe repair and servicing at the 2026 ASA conference.
    - Company verification: The profile provides contemporary activity corroboration without establishing independently measured repair volume.

19. Title | Youssef Allam Group
    - Company verification: Youssef Allam's Medical Solutions service section offers medical-device maintenance contracts and staffing support.
    - Company verification: The inspected page does not isolate named diagnostic-imaging hardware covered by those contracts.
20. Notre groupe - T2S Group
    - Company verification: T2S Group identifies Techniques Science Santé as a maintenance-offering subsidiary and IM Alliance as an imaging-equipment subsidiary.
    - Company verification: Its group materials document a 2025 management appointment but do not establish maintenance-contract attribution across the two businesses.
21. Service Solutions | GE HealthCare (United States)
    - Company verification: GE HealthCare offers service agreements and comprehensive lifecycle support covering its own and multi-vendor equipment.
22. Customer Services - Siemens Healthineers USA
    - Company verification: Siemens Healthineers publicly offers customer-service plans supporting medical imaging equipment.
23. Multi-vendor services - Philips
    - Company verification: Philips offers vendor-agnostic maintenance and lifecycle services for imaging and biomedical assets.
24. Service Solution | Service | Canon Medical Systems
    - Company verification: Canon Medical Systems offers imaging-equipment service agreements, including periodic inspection and maintenance arrangements.
25. FUJIFILM Holdings Corporation and Subsidiaries - Consolidated Financial Statements, March 31, 2025
    - Company verification: Fujifilm's consolidated financial statements identify maintenance services for medical systems as a revenue-generating activity.
26. Ultrasound Service and Support | Fujifilm Healthcare
    - Company verification: Fujifilm markets ultrasound service contracts, preventive-maintenance-only coverage, full-service agreements and probe-protection options.
27. Hologic Breast & Skeletal Health Maintenance and Repair Service Agreement Terms
    - Company verification: Hologic publishes commercial maintenance and repair agreement terms for its Breast & Skeletal Health portfolio.
28. Equipment Services | Carestream
    - Company verification: Carestream offers service plans with preventive and proactive equipment care and technical support for its imaging systems.
29. Tailored support for your radiology department’s needs
    - Company verification: Agfa markets renewable maintenance contracts and repair support for digital radiography systems; the brochure identifies Agfa NV as publisher.
30. ABOUT US : SHIMADZU MEDICAL SYSTEMS USA
    - Company verification: Shimadzu identifies its U.S. medical-systems business and parent relationship and describes a diagnostic X-ray sales and service presence.
31. Proactive Service Support : SHIMADZU MEDICAL SYSTEMS USA
    - Company verification: Shimadzu Medical Systems offers periodic maintenance, emergency service and remote monitoring for medical X-ray systems.
32. Service Solutions | Konica Minolta Healthcare Americas, Inc.
    - Company verification: Konica Minolta Healthcare offers digital-radiography service coverage, field-engineer support and remote equipment-performance tools.
33. North America - Global Network - Healthcare | KONICA MINOLTA
    - Company verification: Konica Minolta's official healthcare network identifies its North American healthcare businesses.

34. Technical Support: Assistance Services and after-sales support - Esaote
    - Company verification: Esaote offers on-site repair, preventive and corrective maintenance, and customized maintenance agreements.
35. Service and Maintenance Training | United-Imaging Healthcare
    - Company verification: United Imaging offers field-service support and full-service or shared-risk agreements for its medical imaging equipment.
36. Neusoft Customer Solutions
    - Company verification: Neusoft Medical Systems' customer-solutions portfolio includes equipment support, regular maintenance and international service infrastructure.
37. Service & Support Offerings | Samsung Healthcare
    - Company verification: Samsung Healthcare offers field-service and remote-maintenance support and separately identifies NeuroLogica CT support.
    - Company verification: The page supplies CT support contacts for the United States and Canada but does not resolve one contracting entity for the entire portfolio.
38. Medical Imaging Services | Repair and Maintenance - Agiliti
    - Company verification: Agiliti offers multi-brand diagnostic-imaging maintenance and repair, including X-ray, CT, PET/CT, MRI and ultrasound support.
39. Clinical engineering | Trimedx
    - Company verification: TRIMEDX publicly offers clinical-engineering services; the retrieved service page does not explicitly establish imaging-modality coverage.
40. Premier's Trusted Contracted Supplier for Healthcare Support Services
    - Company verification: Sodexo identifies healthcare technology management covering diagnostic-imaging and biomedical equipment within its contracted healthcare-support offering.
41. Maximize Imaging Uptime & Patient Throughput - Intelas
    - Company verification: Intelas offers on-site imaging-equipment support and customized service plans for MRI, X-ray, CT and specialized imaging modalities.
42. Crothall Healthcare - Learn About Our Company
    - Company verification: Compass Healthcare's company materials identify Intelas as a healthcare business focused on asset management and equipment uptime.
43. Clinical Engineering Services | RENOVO Solutions
    - Company verification: RENOVO offers an on-site clinical-engineering program that explicitly includes management of diagnostic-imaging equipment and multi-vendor equipment service.
44. About Probo Medical | Ultrasound Machines
    - Company verification: Probo Medical describes diagnostic-imaging sales, service and repair activities, including broader modality support following its Alpha Source acquisition.
    - Company verification: Probo reports operations in the United Kingdom, France and Canada and identifies Avista Capital Partners' investment.
45. Medical Imaging Services & Solutions | MXR Imaging
    - Company verification: MXR Imaging offers service contracts, preventive maintenance, repairs and component-repair services across multiple imaging modalities.
46. Diagnostic Imaging Services | Althea Group
    - Company verification: Althea offers multi-brand diagnostic-imaging maintenance contracts, preventive and corrective maintenance, and ultrasound-probe repair.
47. Centers of excellence - Althea US
    - Company verification: Althea identifies diagnostic-imaging service centers in the United States, Italy and Poland.
48. About us - Ergea UK
    - Company verification: Ergéa identifies its UK managed-equipment and maintenance business, group relationship and diagnostic-imaging customer activities.

49. Althea UK and Medipass Healthcare are now Ergéa
    - Company verification: A March xx.xx 2023 announcement states that Althea UK and Medipass Healthcare combined operations and rebranded as Ergéa.
    - Company verification: The announcement explicitly identifies vendor-independent radiology maintenance.
50. About Us | Block Imaging
    - Company verification: Block Imaging identifies itself as independently led and operated and jointly owned by Siemens Healthineers and CommonSpirit Health.
    - Company verification: Block identifies itself as an independently led and operated equipment, parts and service organization jointly owned by Siemens Healthineers and CommonSpirit Health.
    - Company verification: Its business page explicitly offers brand-agnostic imaging-equipment service.
    - Company verification: Block Imaging identifies Siemens Healthineers as a joint owner.
51. Flexible Multi-Vendor Medical Imaging Equipment Service | Block Imaging
    - Company verification: Block Imaging markets flexible multi-vendor medical-imaging equipment service.
52. Healthcare Technology Management - Siemens Healthineers USA
    - Company verification: Siemens Healthineers offers multi-vendor imaging and biomedical maintenance through its healthcare technology management proposition with Block Imaging.
    - Company verification: Siemens Healthineers incorporates Block Imaging's multi-vendor service and parts offering into its HTM portfolio.
53. Diagnostic Medical Imaging Repair & Support | DirectMed Imaging
    - Company verification: DirectMed Imaging markets diagnostic-imaging technical support and Canon/Toshiba full-service contracts.
    - Company verification: The service page carries a statement that DirectMed Imaging and Tri-Imaging Solutions have merged; detailed legal and reporting treatment remains unresolved.
54. PartsSource's On-Demand Service Solution
    - Company verification: PartsSource offers an on-demand equipment-service network covering preventive and corrective maintenance, including imaging modalities.
55. Diagnostic Imaging Services | InterMed
    - Company verification: InterMed offers diagnostic-imaging preventive maintenance, corrective repair, full-service agreements and time-and-material support across multiple modalities.
56. Our History | 626
    - Company verification: xx.xx describes an acquired network of imaging-service organizations supporting MRI, CT, X-ray, ultrasound, mammography and DEXA.
57. About Us | Innovatus Imaging
    - Company verification: Innovatus Imaging describes its specialist ultrasound-probe and MRI-coil repair business serving healthcare providers, HTM teams and OEMs.
58. Premier Continuum of Care Supply & Support Contract Portfolio 2024-2025
    - Company verification: The 2024-2025 buyer-channel portfolio lists GE Precision Healthcare as an equipment-maintenance supplier.
    - Company verification: The dated portfolio lists Philips Healthcare among equipment-maintenance suppliers.
    - Company verification: The dated portfolio lists Siemens Medical Solutions USA among equipment-maintenance suppliers.
    - Company verification: The dated portfolio corroborates MXR Imaging's equipment-maintenance channel participation.
    - Company verification: The dated portfolio lists Sodexo Operations among equipment-maintenance suppliers.
    - Company verification: The dated portfolio lists DirectMed Parts & Service among equipment-maintenance suppliers.
    - Company verification: The dated portfolio lists PartsSource among equipment-maintenance suppliers.
    - Company verification: The dated portfolio names RS&A under broad clinical-equipment maintenance; imaging-specific fit is not established.

59. History | FUJIFILM Healthcare Europe Holding AG
    - Company verification: Fujifilm's European healthcare history records the 2021 acquisition of Hitachi's diagnostic-imaging business and the subsequent European company-name change.
60. OEM and Third-Party Equipment Support Services | Cassling
    - Company verification: Cassling offers OEM service and preventive maintenance for Siemens Healthineers imaging equipment and additional equipment-support service options.
61. Cassling | About Us
    - Company verification: Cassling identifies Omaha, Nebraska as its headquarters and states that it became xx.xx% employee-owned through an ESOP in 2025.
62. Preventive Maintenance & Repairs - Medical Equipment Service & Sales
    - Company verification: Radon markets preventive maintenance and repair for imaging modalities including CT, MRI, PET-CT, X-ray, mammography, and ultrasound, and identifies its West Virginia corporate office.
63. Medical Equipment Suppliers, Services - Radon Medical Imaging
    - Company verification: Radon's official history describes its multi-vendor imaging-service origins and a partnership with 5th Century Partners in 2022.
64. Brown's Medical Imaging and Prestige Medical Imaging Merge, Expanding Nationwide Service Capabilities - Brown's Medical Imaging
    - Company verification: A November xx.xx 2025 announcement states that Brown's Medical Imaging completed its merger with Prestige Medical Imaging under the Brown's brand.
    - Company verification: The combined business describes nationwide, vendor-agnostic imaging-equipment service capabilities.
65. Service - CMS Imaging
    - Company verification: CMS Imaging offers repair and preventive maintenance for MRI, CT, X-ray, and ultrasound equipment.
66. Company - CMS Imaging
    - Company verification: CMS Imaging identifies its independent-service origins in Charleston, South Carolina, and its imaging-equipment sales and service business.
    - Company verification: The page identifies the business as CMS Imaging, Inc.
67. Service Programs - Catalyst MedTech
    - Company verification: Catalyst MedTech offers annual service agreements, time-and-material support, and preventive maintenance for SPECT, SPECT/CT, PET, PET/CT, and CT equipment.
68. TTG Imaging Solutions Rebrands as Catalyst MedTech, Strengthening Focus on Innovation in Nuclear Medicine and Molecular Imaging
    - Company verification: A company-issued January xx.xx 2025 announcement identifies Catalyst MedTech as the new brand of TTG Imaging Solutions.
    - Company verification: The announcement describes United States service and maintenance operations for nuclear and molecular imaging equipment.
69. About - KEI Medical MRI & CT Services
    - Company verification: KEI Medical Imaging Services describes MRI and CT service and repair, with a concentration on Philips and Siemens systems.
    - Company verification: The company identifies its head office in Hutto, Texas.
70. Medical Imaging Repair & Equipment Service
    - Company verification: Imperial Imaging Technology markets medical-imaging equipment repair, planned maintenance, and service support.
    - Company verification: The official service portfolio supports a maintenance role rather than equipment distribution alone.
71. Service and Repair Solutions By | Ampronix
    - Company verification: Ampronix offers component-level repair and preventive maintenance for medical displays and imaging systems.
    - Company verification: Its service page identifies an Irvine, California address.

72. Numed Inc. - ISO 9001:2015 Certificate of Registration
- Company verification: Numed's company-hosted registration certificate identifies a Denton, Texas site and after-sales installation, repair, periodic maintenance, and field service for NM, MRI, PET/CT, and CT systems.
- Company verification: The certificate was issued March xx.xx 2025 and lists an expiration date of March xx.xx 2028.

73. About Us | Numed
- Company verification: Numed states that it remains privately owned and operated and offers contract-imaging solutions across multiple diagnostic modalities.

74. HOME | Levant Inc.
- Company verification: Levant describes an independent United States imaging-support business offering preventive maintenance, corrective repair, and emergency field service across CT, MRI, X-ray, ultrasound, and cath-lab equipment.

75. Christie Innomed - Imaging and Biomedical Multi-Vendor Service
- Company verification: Christie Innomed's 2019 brochure offers diagnostic-imaging and biomedical multi-vendor maintenance in Canada.
- Company verification: The brochure describes full coverage, shared service, preventive-maintenance-only, and time-and-material arrangements and identifies the business as Canadian owned and operated at publication.

76. BCL X-Ray Canada Inc.
- Company verification: BCL X-Ray Canada Inc. offers customized multi-vendor diagnostic-imaging service agreements, including ultrasound/transducer, mammography, nuclear-medicine, and MRI support.
- Company verification: The company identifies a Mississauga, Ontario head office and describes itself as Canadian owned and operated.

77. Medical Equipment Repair & Maintenance Services Canada
- Company verification: Image Monitoring Inc. offers ultrasound-system repair, probe repair, loaner/exchange options, and customized maintenance service plans in Canada.
- Company verification: Its service page identifies a Mississauga, Ontario location.

78. Radiology Equipment Service & Support | Nuon Imaging
- Company verification: Nuon Imaging Inc. offers radiology-equipment repair, preventive maintenance, and service plans, including equipment obtained from other suppliers.
- Company verification: The page identifies its Calgary head office and Canadian equipment-support offering.

79. Services techniques en imagerie médicale | Maranda Lauzon
- Company verification: Maranda Lauzon's French-language technical-services page offers maintenance support for healthcare institutions' medical-imaging equipment.

80. MRI & CT Scanner Repair Canada | GE & Siemens Service - Scanova Technologies
- Company verification: Scanova Technologies advertises GE and Siemens MRI/CT repair, maintenance, and service agreements in Canada.
- Company verification: Its business page identifies New Westminster, British Columbia as its headquarters.

81. About Elzhen Company
- Company verification: Elzhen describes ultrasound-system and transducer repair/refurbishment and identifies itself as part of Lenard Healthcare.
- Company verification: The page publishes a Canadian contact address in Newmarket, Ontario.

82. Simedic - Nuestros servicios
- Company verification: Simedic offers preventive and corrective maintenance for imaging equipment, listing ultrasound, X-ray, CT, MRI, and digital-imaging equipment within its service portfolio.
- Company verification: The Mexican business page provides local service contacts.

83. Mantenimiento y venta de equipo médico | Allema Medical
- Company verification: Allema Medical identifies itself as a Mexican imaging-equipment service business with national coverage and a Siemens technology focus.
- Company verification: Its commercial page advertises specialized maintenance and corrective service.

84. Biomedica Sanmartin, S.A. de C.V. - Biomedica Sanmartin, S.A. de C.V.
    - Company verification: Biomedica Sanmartin, S.A. de C.V. identifies a Nuevo León, Mexico business offering preventive and corrective maintenance.
    - Company verification: Its stated equipment coverage includes CT, X-ray, ultrasound, and mammography, with service advertised throughout Mexico.
85. Medic Work | Medical Applications & System Solutions
    - Company verification: Medic Work identifies a Mexican medical-equipment business with preventive and corrective maintenance services.
    - Company verification: Its imaging portfolio includes CT, X-ray, mammography, ultrasound, and C-arm equipment.
86. MOSEL - Venta y Soporte de Equipos de Imagenología Médica | Guadalajara
    - Company verification: MOSEL advertises preventive maintenance and corrective repair for X-ray, CT, mammography, and densitometry equipment in Mexico.
    - Company verification: The company identifies Guadalajara, Jalisco as its location and advertises national coverage.
87. Nosotros - ITEM México
    - Company verification: ITEM México identifies a Mexican business selling and repairing medical-imaging equipment.
    - Company verification: Its offering includes maintenance for C-arms, densitometers, mammography, X-ray, CT, and ultrasound.
88. Rinnos - Respuesta innovadora de servicios
    - Company verification: Rinnos advertises MRI maintenance and repair, event-based visits, and service contracts.
    - Company verification: The company identifies a State of Mexico address and advertises service in Mexico and the United States.
89. Mantenimiento a Equipo de Radiología
    - Company verification: Medicare Solutions offers preventive and corrective maintenance for radiology and imaging equipment in Mexico.
    - Company verification: The company advertises event-based service and annual maintenance policies with national coverage.
90. PORTAFOLIO 2026
    - Company verification: The Ocean Medic 2026 commercial portfolio hosted by CADECI describes repair and maintenance for ultrasound, X-ray, mammography, and CT equipment in Mexico.
91. Biomedical Engineering Services Bermuda | Lighthouse Medical
    - Company verification: Lighthouse Medical's Bermuda-facing biomedical engineering page offers repair and maintenance and explicitly includes clinical medical-imaging equipment.
92. #grønland #røntgen #medicoteknik | Santax Medico - Danmark
    - Company verification: A Santax Medico company-authored post reports a mobile C-arm repair visit to Dronning Ingrids Hospital in Nuuk, establishing a Greenland service event.
93. Sheridan Capital Partners-Backed RS&A Announces Acquisition of Summit Imaging | Sheridan Capital Partners
    - Company verification: An October xx.xx 2022 announcement by RS&A's financial sponsor states that RS&A acquired Summit Imaging.
    - Company verification: The acquired business provided medical-imaging repair, refurbishment, and exchange services across North America, primarily for ultrasound and mammography.
94. Imex Service
    - Company verification: Imex Service advertises preventive and corrective medical-equipment maintenance and maintenance contracts throughout Brazil.
    - Company verification: The service page identifies Imex Medical and displays IMX INDUSTRIA E COMERCIO LTDA as its operating-site legal identity.

95. Serviços Medical Care
    - Company verification: Medical Care offers corrective and preventive maintenance, service contracts and individual service calls for multibrand CT equipment.
96. Pantanal Medical Service - Manutenção de equipamentos de imagem e aparelhos radioativos
    - Company verification: Pantanal Medical Service advertises imaging-equipment maintenance and repair, including ultrasound, mammography, X-ray, MRI and CT.
    - Company verification: Its business page gives a Campo Grande, Mato Grosso do Sul address.
97. Sobre a Servimagem - Nossa História e Missão
    - Company verification: Serv Imagem describes authorized radiology-equipment maintenance and identifies itself as part of the Prime group.
    - Company verification: Serv Imagem identifies VMI Médica as a fellow Prime-group company and describes its own maintenance role for VMI radiology equipment.
98. Serv Imagem - Assistência Técnica e Manutenção de Equipamentos Médicos
    - Company verification: Serv Imagem markets preventive and corrective maintenance for radiology equipment and publishes service locations in several Brazilian states.
99. Suporte Técnico - VMI Medica
    - Company verification: VMI Médica publishes a regional technical-support channel and a factory service-call option from Lagoa Santa, Minas Gerais.
100. Services - Imagem Healthcare Solutions
    - Company verification: Imagem Healthcare Solutions advertises preventive and corrective equipment maintenance and technical support for Brazilian healthcare institutions.
    - Company verification: The inspected page does not identify a sufficiently specific core diagnostic-imaging maintenance portfolio.
101. Aries Ingeniería en Imágenes Médicas
    - Company verification: Aries offers MRI and CT maintenance plans, preventive/corrective service and on-demand support.
    - Company verification: The company publishes a Buenos Aires, Argentina business address.
102. Servicios - Electrónica Médica
    - Company verification: Electrónica Médica advertises preventive and corrective maintenance of X-ray and diagnostic-imaging equipment and radiographic-equipment repair.
103. TechHealth Medical Engineering - Técnicos en Electromedicina - Tucumán
    - Company verification: The official site identifies TechHealth Medical Engineering as an electromedicine business in Tucumán.
104. Solución integral en servicio posventa y técnico
    - Company verification: Tecnoimagen identifies itself as an Argentine medical-technology company and advertises preventive/corrective maintenance and remote after-sales technical support.
105. Wimagenes - Equipamiento Médico & Diagnóstico por Imágenes en el NEA
    - Company verification: Wimagenes identifies Wimagenes S.R.L. and advertises local imaging-equipment engineering and technical support from Misiones, Argentina.
    - Company verification: Its stated portfolio includes digital radiology and ultrasound.
    - Company verification: Wimagenes identifies itself as a Tecnoimagen representative within its imaging-equipment business.
106. Distriservices Xray healthcare colombia
    - Company verification: The company identifies itself as Distriservices X-RAY HEALTHCARE COLOMBIA S.A.S.
    - Company verification: It advertises preventive/corrective maintenance and repair for X-ray, CT, C-arm, ultrasound and mammography equipment.

107. Radiographics SAS.
    - Company verification: Radiographics advertises corrective and preventive maintenance of radiological equipment.
    - Company verification: Its business page gives an Ibagué, Tolima, Colombia address and lists a diagnostic-imaging equipment portfolio.
108. ESE Hospital Universitario de Santander - tabla de contratación de enero a junio de 2021
    - Company verification: The hospital's 2021 contract table names DATAMEDIC COLOMBIA SAS for Hiruko RIS/PACS maintenance and imaging-interface activity.
    - Company verification: These inspected entries establish imaging IT services, not physical imaging-equipment maintenance.
109. Venta, Mantenimiento y Alquiler de equipos de imágenes Diagnósticas en Panamá - DBI Medial Solutions
    - Company verification: DBI Medical Solutions markets preventive/corrective imaging-equipment maintenance and repair on a Panama-targeted business page.
    - Company verification: The page also displays a Colombian dialing code and multiple Cali headings, leaving local delivery claims uncorroborated.
110. Insmetar
    - Company verification: INSMETAR S.A.C. advertises preventive/corrective maintenance and repair for CT, mammography, MRI and other radiodiagnostic equipment.
111. Ministerio de Industria, Energía y Minería - listado de autorizaciones y licencias, junio-agosto de 2025
    - Company verification: The June-August 2025 official list authorizes BIOERIX S.A. for medical X-ray commercialization and technical service, with listed expiration September xx.xx 2027.
    - Company verification: The list identifies CLAP LABORATORIOS (Clapablo Medical) for medical radiodiagnostic commercialization and technical service, with listed expiration November xx.xx 2025.
112. Reparación de equipos - Cape Healthcare Systems
    - Company verification: Cape Healthcare Systems advertises ultrasound-transducer maintenance and repair and gives a Tibás, San José, Costa Rica contact location.
    - Company verification: The page contains unrelated patient-care template material, requiring corroboration of the advertised business operation.
113. Prueba Servicios Técnicos de Protección Radiológica
    - Company verification: Inversiones e Importaciones Colé S.A. advertises medical X-ray maintenance in Costa Rica and Central America, including radiography, mammography, fluoroscopy and bone densitometry.
    - Company verification: The inspected page is explicitly titled as a test page; its licensing assertions are company statements rather than independently verified regulatory records.
114. Servicio Técnico - Hospital Depot
    - Company verification: Hospital Depot advertises preventive/corrective medical-equipment maintenance, repairs and technical support from Guatemala City.
    - Company verification: The inspected service offering does not establish named diagnostic-imaging equipment coverage.
115. Servicio Técnico - STMedic
    - Company verification: ST Medic publishes a Guatemala service business offering preventive/corrective maintenance, repairs and maintenance contracts for medical equipment.
116. Inicio - Reserma S.A.
    - Company verification: Reserma S.A. advertises equipment repair and maintenance contracts within its Panama medical-imaging business.
    - Company verification: Its stated equipment portfolio includes CT, MRI, mammography, ultrasound and radiography.
117. Equipos Médicos - Meditech, SRL - Santo Domingo - RD
    - Company verification: Meditech Srl advertises medical-equipment maintenance and repair, lists imaging equipment and gives a Santo Domingo business address.
    - Company verification: Its page links to Medical Outfitters without resolving the corporate relationship.

118. Equipos Médicos República Dominicana - EquiposMedico
    - Company verification: EquiposMedico advertises preventive/corrective imaging-equipment maintenance contracts and publishes a Santo Domingo Este address.
119. Dipremedia
    - Company verification: Dipremedia's group-published business page identifies a Dominican Republic equipment business offering maintenance for represented and other brands within an imaging-equipment portfolio.
120. Completed Projects - HTSI Healthcare Solutions
    - Company verification: HTSI's project page describes preventive maintenance and repair activity and names imaging-equipment installations in Trinidad and Saint Vincent.
    - Company verification: Installation records alone do not establish country-specific maintenance sales.
121. HTSi Healthcare Solutions - medical equipment suppliers in the Caribbean
    - Company verification: HTSI publishes Trinidad imaging-service customer references, including a February xx.xx 2023 Newtown Medical Centre reference, and a Barbados customer relationship.
122. Our Advantage - BiomedEx - Trinidad & Tobago
    - Company verification: BiomedEx's official Trinidad and Tobago business site advertises biomedical-equipment maintenance plans, repairs and lifecycle support.
    - Company verification: The inspected offering does not establish a sufficiently specific imaging-maintenance portfolio.
123. Medco Medical Supplies Ltd - Medical & Laboratory Equipment in Jamaica
    - Company verification: Medco Medical Supplies Limited presents a Jamaican medical-equipment supply and after-sales service business, including preventive/corrective maintenance.
    - Company verification: Named diagnostic-imaging maintenance coverage remains unestablished.
124. Our Services - Kareem Equipments
    - Company verification: Kareem Equipment Maintenance & Supplies publishes equipment-support and medical-equipment-parts services directed at Jamaica.
    - Company verification: The inspected service page does not identify diagnostic-imaging hardware maintenance.
125. MIS Healthcare - Medical Imaging Equipment Support and Maintenance
    - Company verification: Advertises preventive maintenance, emergency response, and flexible diagnostic-imaging service packages throughout the United Kingdom and Ireland.
126. Modality - Portable Ultrasound: Service and Repair
    - Company verification: Offers portable and point-of-care ultrasound service and repair through a UK service facility.
127. Modality Group Limited
    - Company verification: Identifies the business as Modality Group Limited and markets independent diagnostic-imaging service and repair.
128. Avensys - Ultrasound Maintenance and Repair Services
    - Company verification: Offers UK-wide ultrasound maintenance, repairs, planned maintenance, and comprehensive service contracts.
129. Avensys - Strengthening European Partnerships in Endoscope Repair
    - Company verification: Identifies Avensys as part of Fresenius Health Services and describes its European service-network relationships.
130. About Everything Ultrasound
    - Company verification: Describes Everything Ultrasound's independent ultrasound maintenance, support, and probe-repair business.
131. QMS Medical - Diagnostic Imaging Equipment Maintenance Contracts
    - Company verification: Offers tailored maintenance contracts for diagnostic-imaging equipment to hospitals and healthcare providers.

132. UN Global Compact - Imagex Medical Ltd
    - Company verification: Lists Imagex Medical Ltd as a privately held UK medical-services company and an active participant since December xx.xx 2025.
133. Public Contracts Scotland - Award Notice JAN341675
    - Company verification: Names Imagex Medical Ltd among contractors in a historical Scottish procurement award notice; this does not establish a current contract.
134. German Rays - Service & Wartung für CT & MRT Geräte
    - Company verification: Advertises CT and radiological-equipment service, repairs, and maintenance in Germany.
135. inftech GmbH - CT- und MRT-Wartung
    - Company verification: Offers manufacturer-independent CT/MRI maintenance and MRI-coil repair from its German business.
136. VeMed GmbH - Medizintechnik
    - Company verification: Describes an in-house field team for maintenance and repair, with CT/MRI focus and projects in Germany and Europe.
137. Revitech - Company
    - Company verification: Markets ultrasound-probe repair and identifies a relationship with the Sana Klinik Service network.
138. Promed - Cooperation
    - Company verification: Describes its cooperation with PROMED Hellas for Greek MRI/CT equipment support.
    - Company verification: Identifies PROMED Hellas as Promed's Greek partner for installation and maintenance of used MRI and CT equipment.
139. PrimaX - Qui sommes nous
    - Company verification: Describes a national French radiology distribution and maintenance organization with regional technicians and central support.
140. CHR Metz-Thionville - Maintenance d'une salle de radiologie de marque Primax, 2026-2030
    - Company verification: The hospital-published record reports a January xx.xx 2026 award to Primax for maintenance of a radiology room.
141. ASNR - Inspection Letter INSNP-LYO-2025-0487
    - Company verification: The French regulator's inspection letter names Primax among businesses performing scanner and radiology maintenance.
    - Company verification: The French regulator's inspection letter names Tromp Medical among businesses performing scanner and radiology maintenance.
142. ITC Ramel - Radiology Equipment and Services
    - Company verification: Offers radiology-equipment installation and maintenance and describes its commercial relationship with PrimaX.
143. Imaging R Biotech - Imagerie médicale et maintenance d'équipements
    - Company verification: Advertises multi-brand CT, MRI, and PET/CT maintenance under the Imaging R Biotech name.
144. Tromp Medical - International Business Overview
    - Company verification: Identifies a Netherlands-headquartered imaging sales, installation, and maintenance organization serving Benelux, Nordics, France, Spain, and the Czech Republic.
    - Company verification: Links the Czech business to AURA Medical rather than presenting it as an unrelated supplier.
145. Tromp Medical Sverige - Service
    - Company verification: Describes the Swedish operating business and local imaging-equipment service engineers.
146. Medisolve - Diagnostica per Immagini
    - Company verification: Offers diagnostic-imaging equipment maintenance through its healthcare technology services business.

147. Medisolve - Group Services and Network
    - Company verification: Lists Polygon, Sincronis, Meditech, Logic, Cedyt, the Wisag medical-technology service division, Origlia, and MIDES within its network.
    - Company verification: Lists operating locations in Italy, Spain, Portugal, Germany, and Austria.
148. Metrologia Melicchio - Gestione integrata delle Tecnologie Sanitarie
    - Company verification: Offers integrated equipment management, preventive maintenance, and corrective maintenance covering diagnostic-imaging and radiology departments in Italy.
149. AGCM - A517, Mercati di manutenzione di dispositivi diagnostici, Decision 28620
    - Company verification: Identifies Tecnologie Sanitarie as a multi-vendor imaging-service operator in historical market evidence; present independence is not established.
    - Company verification: Identifies Hospital Consulting as a multi-vendor imaging-service operator in historical market evidence; present independence is not established.
150. ELEMA Diagnóstico - Imaging Equipment Maintenance
    - Company verification: Advertises multi-brand maintenance for MRI, CT, radiography, and ultrasound equipment throughout Spain.
151. ELEMA Diagnóstico - Aviso Legal
    - Company verification: Identifies the website operator as ELEMA DIAGNÓSTICO POR IMAGEN, S.L., with a Madrid registered address.
152. BOE-B-2018-43562 - Diagnostic Imaging Maintenance Contract, Málaga
    - Company verification: Names Agenor as a contractor in a 2018 diagnostic-imaging maintenance award for Málaga healthcare facilities.
    - Company verification: Names ASIME, S.A. as a contractor in the same 2018 diagnostic-imaging maintenance award.
153. Medikol - Professional Medical Service
    - Company verification: Describes an independent multi-vendor business providing post-warranty CT, MRI, and X-ray services in Poland.
154. TQMS - Serwis
    - Company verification: Identifies TQMS Sp. z o.o. in Poland and offers CT, MRI, and X-ray equipment service.
155. Apariva - Sprzedaż i serwis aparatury medycznej
    - Company verification: Offers nationwide Polish service and periodic maintenance for ultrasound, densitometry, CT, and MRI equipment.
156. ES Medical - Ultrasound Probe Service
    - Company verification: Describes ultrasound-probe repair and service for healthcare customers in Sweden and Norway.
157. ProbeLink - Reparation av ultraljudsprober för Norden
    - Company verification: Advertises ultrasound-probe repair for Nordic hospitals, clinics, and laboratories.
158. Medexa - Endoscope and Probe Service
    - Company verification: Offers ultrasound and TEE-probe repair through a stated cooperation with EndoComplete.
    - Company verification: Is identified as Medexa's repair-service partner; direct contracting and ownership remain unresolved.
159. HOSTEC - Medical Equipment and Service
    - Company verification: Advertises maintenance and repair alongside ultrasound and radiology equipment offerings from its Swedish business.
160. ProMedical Oy - Support och Kontakt
    - Company verification: Offers equipment maintenance agreements and describes cooperation with Nordic Service Group for BK Medical ultrasound service.
    - Company verification: Is identified as ProMedical's service partner for BK Medical ultrasound scanners.

161. Medical Systems I.K.E. - Technical Support & Equipment Maintenance
    - Company verification: Offers Greek imaging-equipment preventive maintenance, repairs, and contracts covering MRI, CT, radiography, mammography, densitometry, and ultrasound.
162. IASIS Technologies - Imaging and Technical Support
    - Company verification: States that it has active CT and MRI service contracts in Greece and Cyprus.
163. MEDFORD - Ремонт и сервисное обслуживание
    - Company verification: Advertises Russia-wide maintenance and repair for MRI, CT, ultrasound, and X-ray equipment.
164. MG Medical Ecoline - Service autorizat ASR pentru echipamente Siemens
    - Company verification: Advertises Siemens radiology and CT service in Romania in a July xx.xx 2026 article.
    - Company verification: Reports authorization ASR RP xx.xx/2026; the authorization was not independently verified.
165. Meditec - About
    - Company verification: Describes a Kazakhstan equipment-delivery and service business with CT, MRI, and ultrasound within its distribution portfolio.
166. Medik Lux - Medical Equipment Service in Kazakhstan
    - Company verification: Offers warranty and post-warranty maintenance and repair for MRI, CT, X-ray, and ultrasound equipment in Kazakhstan.
167. Asyl Service - Repair and Maintenance of Medical Equipment
    - Company verification: Advertises imaging-equipment repair and service contracts, including MRI, CT, ultrasound, and X-ray, with Kazakhstan service coverage.
168. Protek - Ремонт, монтаж и обслуживание медицинского оборудования
    - Company verification: Advertises repair and technical maintenance for MRI, CT, and X-ray equipment through its Kazakhstan business.
169. Meditech - Medical Equipment in Armenia
    - Company verification: Connects an Armenian imaging-equipment portfolio with installation, warranty service, and engineering support for hospitals and clinics.
170. Armedtechnica - Medical Equipment and Services
    - Company verification: Identifies an Armenian medical-equipment business with imaging and ultrasound portfolios and preventive-maintenance and post-warranty service offerings.
171. Diavant - Medical Imaging Equipment and Service
    - Company verification: Identifies Diavant LLC in Armenia and advertises local warranty and post-warranty service across its imaging modalities.
172. SIUN - Medical Equipment and Service
    - Company verification: Identifies SIUN LLC in Armenia and offers technical maintenance alongside radiology, MRI, densitometry, and ultrasound categories.
173. Prime Medical LLC - Medical Equipment and Technical Service
    - Company verification: Describes an Armenian imaging-equipment business offering installation, maintenance, technical support, and after-sales service.
174. MedTrade - Trade and Service of Medical Equipment
    - Company verification: Offers after-sales maintenance for its medical-equipment portfolio, which includes radiology and ultrasound, from a Yerevan business address.
175. KievMedService - Repair of Medical Equipment
    - Company verification: Describes medical-equipment repair extending to MRI and identifies a Kyiv business presence.
176. Althea - Pantheon Rebrands as Althea
    - Company verification: States that MESA, MVS, Spintech, Sigil, TBS, and other legacy businesses were integrated into the Althea operating structure.

177. After Sales Servicing - AMMCS
    - Company verification: Al Mazroui's Engineering Unit offers maintenance of diagnostic-imaging equipment and workshop repair.
    - Company verification: The page describes UAE-wide service activity and identifies Al Mazroui Medical Group in its footer.
178. Sequoia Medical Equipment - End to End Diagnostic Imaging Excellence
    - Company verification: Sequoia markets maintenance and repair for diagnostic-imaging equipment, including MRI, CT, X-ray and ultrasound.
    - Company verification: Its business page identifies UAE operations, names Qatar and Oman within its stated service footprint, and displays Sequoia Medical Equipment LLC.
179. Company Business - Hoard Medical Solutions-FZCO
    - Company verification: Hoard Medical Solutions-FZCO identifies a UAE business serving hospitals and diagnostic centers.
    - Company verification: Its company profile offers diagnostic-imaging maintenance, on-demand service and customized service agreements.
180. Our Services | AME Dubai
    - Company verification: Asia Medical Equipment (AME) presents an imaging-equipment portfolio and preventive and corrective maintenance with remote and on-site support.
    - Company verification: The page identifies the AME Dubai business and states a GE HealthCare distribution relationship.
181. Medical Equipment Installation, Training & Maintenance | EntroMedical Healthcare Solutions UAE
    - Company verification: EntroMedical offers maintenance covering diagnostic-imaging equipment, including X-ray, CT, MRI and ultrasound.
    - Company verification: The service page states availability across the UAE, Saudi Arabia and Oman, among other markets.
182. ICON BIOTRONICS | Precision Biomedical Engineering - Dubai, UAE
    - Company verification: ICON BIOTRONICS presents a Dubai-based medical-equipment maintenance business.
    - Company verification: Its portfolio includes MRI, CT, ultrasound and X-ray service and maintenance-plan offerings.
183. Sandunes Medical Equipment Services
    - Company verification: Sandunes describes a UAE-based medical-equipment service and repair business established in 2021.
    - Company verification: Its expertise includes radiology equipment and its commercial service scope includes preventive maintenance.
184. Healthtech - Salehiya
    - Company verification: Salehiya's Healthtech business offers preventive and corrective maintenance and repair support across Saudi Arabia.
    - Company verification: The inspected portfolio does not independently establish a core diagnostic-imaging maintenance offering.
185. HomeStead - Suncare
    - Company verification: Sun Care Co. Ltd. identifies a Saudi-based imaging-equipment service business offering maintenance contracts.
    - Company verification: The page names MRI, CT, catheterization-laboratory and X-ray systems and states a footprint including Saudi Arabia, Jordan, Iraq, Syria, Oman and Yemen.
186. Attieh Medico
    - Company verification: Attieh Medico identifies a Saudi business with medical-imaging and radiology solutions and equipment-maintenance support.
    - Company verification: Its page describes Jeddah headquarters and branches serving other Saudi regions.

187. Home - technomedical-sa.com
    - Company verification: Techno Medical identifies a Saudi medical-device maintenance and supply business.
    - Company verification: Its named service categories include maintenance for radiology and medical-imaging systems.
188. Careers | Middle East Medical Supplies Provider | Zahrawi
    - Company verification: A Zahrawi vacancy dated April xx.xx 2026 concerns an Oman-based role requiring ultrasound or X-ray imaging experience.
    - Company verification: The role coordinates with service engineers for installation, preventive maintenance and issue resolution; it is staffing evidence, not a customer award.
189. About Us - Meditel Healthcare Group
    - Company verification: Meditel Healthcare Group identifies an Istanbul-headquartered imaging business with after-sales services for angiography, mammography, fluoroscopy, X-ray and mobile C-arm equipment.
    - Company verification: It describes technical-service coverage across Turkey.
190. History of Meditel Healthcare
    - Company verification: Meditel's history describes radiology-equipment technical service and continuing imaging after-sales activities.
    - Company verification: It identifies Medko and Dijimed as group businesses, supporting an aggregation caveat rather than automatic additional company rows.
191. TecnicaMed | Tıbbi Görüntüleme Sistemleri Teknik Servis
    - Company verification: TecnicaMed offers preventive maintenance and repair support for MRI, CT and X-ray systems.
    - Company verification: The Turkish business page identifies a Kayseri location and hospital, imaging-center and clinic customers.
192. NeoTech Medikal | MR BT PET-BT Servis ve Bakım
    - Company verification: NeoTech Medikal offers periodic maintenance, repairs and service contracts for imaging systems.
    - Company verification: The page identifies an Izmir location and MRI, CT, PET-CT, gamma-camera, angiography and X-ray service categories.
193. Philips Medikal Cihazların Servis, Onarım ve Bakımı - MRS Medikal Onarım Servisi
    - Company verification: MRS Medikal Onarım Servisi markets maintenance and repair for Philips MRI, CT, ultrasound and digital-radiography systems.
    - Company verification: The page identifies an Istanbul business address.
194. Tıbbi Görüntüleme Sistemleri Periyodik Bakım | Cemtaş Medikal
    - Company verification: A Cemtaş Medikal company publication dated May xx.xx 2026 presents professional maintenance services in the context of medical-imaging systems.
    - Company verification: The publication supports an offering lead, not a verified installed base or customer contract.
195. Home - IHS INTEGRATED HEALTH SOLUTIONS
    - Company verification: IHS Integrated Health Solutions offers preventive maintenance, emergency repair and long-term service contracts for imaging systems.
    - Company verification: The company page identifies a Bahrain office and a separate Egypt office.
196. Perfect Business LLC | Healthcare Technology & Medical Equipment Oman
    - Company verification: Perfect Business LLC identifies a Muscat-based healthcare-technology business with radiography and ultrasound offerings.
    - Company verification: Its lifecycle service capability includes planned preventive maintenance, corrective service and a service-and-maintenance department.

Medical Imaging Equipment Maintenance Services - Global Forecast 2026-2032

RESEARCH SAMPLE REPORT

197. Full- Service Maintenance Contracts - Aamal Medical, Qatar
    - Company verification: Aamal Medical offers full-service maintenance contracts within turnkey healthcare projects.
    - Company verification: The page identifies a Doha, Qatar business location; it does not specify the imaging modalities covered by these contracts.
198. SMI Services
    - Company verification: The Sahara Medical website identifies the business as SMI and gives a Kuwait address.
    - Company verification: Its services page offers after-sales maintenance across listed categories that include medical imaging.
199. Advanced Technology Company K.S.C.P. - Interim Condensed Financial Information, March 31, 2023
    - Company verification: The March xx.xx 2023 interim financial-information document identifies Advanced Technology Company K.S.C.P. as a Kuwaiti shareholding company incorporated on July xx.xx 1981.
    - Company verification: This record supports legal identity and jurisdiction, not a current imaging-maintenance contract.
200. Ain Alrasid | Ard Alrasid
    - Company verification: Ain Alrasid's business page describes a privately held Iraqi medical-equipment company.
    - Company verification: It offers long-term servicing and maintenance contracts for a portfolio including CT, MRI, radiography, mammography and DEXA.
201. مجموعة المعمار | رواد الأجهزة الطبية في العراق منذ 1989
    - Company verification: Al-Mimar presents imaging-equipment maintenance and a specialized MRI and nuclear-medicine engineering-service business in Iraq.
    - Company verification: The group page identifies Al-Mimar Engineering Services as a group operation.
202. عن مجموعة المعمار | قصة ريادة منذ 1989 في العراق
    - Company verification: Al-Mimar's about page describes a group of specialized companies spanning distribution, engineering maintenance and regional logistics.
    - Company verification: The group identifies business presence in Iraqi cities and Amman; this does not establish separate maintenance sales in every location.
203. SERVICE - Merna Medical
    - Company verification: Merna Medical's imaging-services page offers maintenance and repair-related support.
    - Company verification: The page identifies the business in Erbil, Iraq.
204. About the Company | Aljawda Scientific Company
    - Company verification: Aljawda Scientific Company identifies an Iraqi medical-equipment business with maintenance and technical-service activities.
    - Company verification: Its listed imaging and diagnostic portfolio includes MRI and CT; exact modality-specific maintenance contracts are not established by this page.
205. Home - Medical Vision Supplies & Equipments Co
    - Company verification: Medical Vision Supplies & Equipments Co identifies an Amman-based business offering imaging equipment.
    - Company verification: Its commercial service menu includes technical and maintenance support, although hardware-maintenance modalities are not specified.
206. Arpamedical | High performance independent service organization
    - Company verification: Arpamedical identifies itself with Arman Parto Tasvir Company and an Iranian business address.
    - Company verification: It offers periodic maintenance and service for imaging equipment including CT, MRI and angiography.

896

207. Ultrasound & DR Solutions - Elsmor Medical Systems
    - Company verification: ElsMor Medical Systems Ltd. offers ultrasound preventive maintenance, service and warranty support.
    - Company verification: The page identifies an Israeli location and states a Samsung medical-equipment distribution role.
208. TTMED - Tihama Tractors & Engineering Co., Ltd - TIHAMA-GROUP
    - Company verification: Tihama Tractors & Engineering Co. Ltd. identifies Sana'a headquarters and its TTMED medical division.
    - Company verification: The division page presents Siemens Healthineers imaging and healthcare maintenance activity; TTMED is not represented as a separate company.
209. Natco Al-Razi Company Profile
    - Company verification: Natco Al-Razi's company profile describes a Yemen medical-equipment business providing installation and maintenance.
    - Company verification: It names medical-imaging manufacturers within its represented portfolio; the undated profile does not establish current authorization or contracts.
210. Al-Hilal Medical Corp.
    - Company verification: Al-Hilal Medical Corp.'s corporate business page identifies a Sana'a business offering after-sales services and maintenance contracts.
    - Company verification: Diagnostic imaging is listed within its supplied clinical categories, but current modality-specific maintenance delivery is not established.
211. AL-MANSORI Medical Corp. | Precision & Reliability
    - Company verification: AL-MANSORI Medical Corp. identifies a Sana'a business with diagnostic and ultrasound equipment offerings.
    - Company verification: Its page presents maintenance and technical field support, without establishing named imaging-maintenance contracts.
212. About Us - Tecmed
    - Company verification: Identifies Tecmed's Midrand headquarters, repair workshops and additional South African support locations.
    - Company verification: Establishes regional repair and customer-support infrastructure; the inspected page does not independently establish imaging-maintenance contract terms.
213. Contact Us - Axim
    - Company verification: Identifies AXIM and its South African national branches and imaging-related divisions.
    - Company verification: Establishes business presence, not imaging-maintenance contract scope.
214. Medical Radiology Equipment Suppliers | Lomaen Medical
    - Company verification: Identifies LOMAEN MEDICAL (PTY) LTD as a medical-radiology equipment supplier.
    - Company verification: Explicitly includes equipment servicing and maintenance in its turnkey offering for medical facilities.
215. Medical Equipment Repair South Africa | SAHPRA Accredited | Strictly Medical
    - Company verification: Advertises South African medical-equipment repair services.
    - Company verification: Names X-ray, ultrasound, MRI and CT scanner servicing within its imaging-equipment offering.
216. BioImaging - Maintenance & Vente d'Équipements Biomédicaux à Témara, Maroc
    - Company verification: Identifies BioImaging's location in Témara, Morocco.
    - Company verification: Advertises preventive and corrective maintenance and customized maintenance contracts for imaging and biomedical equipment.
217. Services - EQUIMEDIX
    - Company verification: Markets medical technical-engineering and maintenance services in Morocco.
    - Company verification: Connects its service portfolio to imaging equipment, including MRI, CT, ultrasound and radiology systems.

218. T2S Group - Premier acteur marocain de la Med-Tech
    - Company verification: Identifies T2S Group's Moroccan and sub-Saharan African business presence.
    - Company verification: Describes biomedical maintenance and identifies TSS - Techniques Science Santé as its diagnostic- and treatment-equipment supply, installation and maintenance business.
219. Medical Imaging Services in Egypt | Modern Systems
    - Company verification: Offers preventive maintenance and corrective repair support for medical-imaging systems.
    - Company verification: Names CT, MRI, mammography and angiography support and identifies Egypt as a service hub.
220. SPM
    - Company verification: Identifies Systems for Projects & Maintenance as an Egyptian radiology-equipment and after-sales business.
    - Company verification: Advertises C-arm maintenance and repair and commercial maintenance contracts for imaging equipment.
221. CIDIS | Importation et maintenance de matériel d'imagerie médicale en Algérie : Fujifilm, Apelem, Planmeca, Planmed et Synapse.
    - Company verification: Identifies CIDIS as an Algerian company specializing in distribution, installation and maintenance of medical-imaging equipment.
    - Company verification: Names imaging portfolios including MRI, CT, ultrasound, mammography and radiography and lists Algerian offices.
222. Med-X Medical Systems | LinkedIn
    - Company verification: The company profile identifies Med-X Medical Systems in Tunis.
    - Company verification: Self-describes commercialization, installation and maintenance of medical-imaging equipment and identifies the company as privately held.
223. Technical Services | JNC International Limited | Medical Equipment Solutions Partner
    - Company verification: JNC International Limited advertises planned-maintenance contracts and technical service for medical equipment.
    - Company verification: Describes manufacturer-trained service engineers and contract-based support.
224. Home | JNC International Limited | Medical Equipment Solutions Partner
    - Company verification: Identifies JNC International Limited as a Lagos-based Nigerian equipment-services business with field engineers.
    - Company verification: Names diagnostic-imaging activity, including a Canon CT scanner suite at Ibom Specialist Hospital.
225. FATRA Medical Equipment Services | Leading Medical Equipment Supply & Clinical Engineering services in Nigeria
    - Company verification: Identifies FATRA Medical Equipment Services in Nigeria.
    - Company verification: Advertises medical-equipment maintenance, repair and clinical-engineering services; imaging-specific scope is not established by this claim.
226. Medical Equipment And Ancillary Services - Service And Commitment
    - Company verification: Medical Equipment and Ancillary Services explicitly lists installation, maintenance and repair of medical-imaging equipment.
    - Company verification: Provides a Ghanaian business address and contact information.
227. Anuttama Biomedical Pvt. Ltd. - Home
    - Company verification: The page body describes Anuttama Biomedical LTD as a Ghana-based equipment-repair and maintenance provider.
    - Company verification: Names ultrasound, X-ray and angiography experience, while using prospective wording for some Ghanaian services.
    - Company verification: The page title uses a different legal-style suffix, leaving the Ghana contracting identity unresolved.

228. Eminent Biomedical Systems Ltd | Medical Equipment Support
   - Company verification: Identifies Eminent Biomedical Systems Ltd in Ghana.
   - Company verification: Advertises equipment servicing, repair and preventive maintenance and includes technical support for imaging systems.
229. Healthcare Solutions - TIYAC GROUP
   - Company verification: TIYAC's healthcare offering includes ultrasound, X-ray and CT systems.
   - Company verification: Describes routine equipment maintenance and servicing for healthcare customers in Ghana and West Africa.
230. Perrin Medical Medical Imaging Equipment | New and Refurbished Radiology Equipment |CT , MRI, Xray, Mammography , Ultrasound , PETCT, Nuclear Medicine |Endoscopy | Medical Gas
   - Company verification: Identifies Perrin Medical Technologies as a medical-imaging equipment solutions business.
   - Company verification: Describes maintenance and after-sales support and provides an Accra, Ghana contact location.
231. FastMediks - The Most Reliable Medical Supply
   - Company verification: Identifies FastMediks as a Ghanaian medical-equipment and biomedical-engineering business.
   - Company verification: Connects diagnostic-imaging equipment supply with preventive maintenance, repair and after-sales engineering services.
232. MEMS Imaging Tanzania - MEMS Imaging
   - Company verification: MEMS Imaging advertises repair and maintenance of ultrasound, X-ray, MRI and CT scanners in Tanzania.
   - Company verification: Provides a Nairobi, Kenya office address, establishing a cross-border regional business role.
233. TurnKey - Megascope Healthcare Ltd
   - Company verification: Megascope Healthcare describes Kenyan diagnostic-imaging projects involving MRI, CT, X-ray and ultrasound.
   - Company verification: Advertises a service-contract commitment within its turnkey healthcare offering.
234. DCX Equipment Supply & SLA Services - Jos Hansen Shop | Kenya
   - Company verification: Jos·Hansen markets diagnostic, clinical and X-ray equipment programs with preventive and corrective maintenance SLAs.
   - Company verification: Advertises coverage including Kenya, Tanzania, Uganda, Ethiopia, Zambia, Ghana, Malawi, Rwanda and Democratic Republic of the Congo; this is offered coverage rather than proof of active contracts in every country.
235. Medical Equipment Suppliers in Kenya | Jake Health Care
   - Company verification: Jake Health Care identifies Kenyan locations and an East African equipment-support offering.
   - Company verification: Includes radiology and imaging equipment alongside preventive maintenance, repairs and service contracts.
236. Medical Equipment Repair Kenya | 3 Essential Services
   - Company verification: Ultrascope Medical Supplies arranges equipment repair and maintenance across Kenya and includes imaging equipment.
   - Company verification: Explicitly states that some work is handled directly and some by manufacturer-authorized agents or specialist engineers.
237. Our Services | Medistus Limited
   - Company verification: Medistus Limited advertises diagnostic-imaging solutions and medical-equipment technical maintenance in Kenya.
   - Company verification: Describes preventive and comprehensive service agreements.

238. Pacific Diagnostics | medical imaging solutions
    - Company verification: Pacific Diagnostics describes its establishment in Tanzania as a Pyramid Pharma subsidiary focused on imaging-equipment distribution, service and maintenance.
    - Company verification: Describes historical expansion into Ghana and Nigeria without independently establishing current country-level contracts.
239. Canon Healthcare Systems Ltd - Medical Supplies & Biomedical Engineering Uganda
    - Company verification: Identifies Canon Healthcare Systems Ltd as a Ugandan equipment and biomedical-engineering business.
    - Company verification: Advertises MRI supply, installation, maintenance and servicing; the page does not establish affiliation with Canon Medical Systems.
240. About Us - Demsid
    - Company verification: DEMSID SN SA identifies a Dakar-based medical-equipment maintenance business serving Senegal.
    - Company verification: Explicitly includes CT, ultrasound and radiography within its installation and maintenance scope.
241. BIOPRO SOLUTIONS - Ensemble pour une santé meilleure et accessible
    - Company verification: Identifies Biopro Solutions S.A.R.L in Thiès, Senegal.
    - Company verification: Describes medical-equipment distribution and maintenance and includes imaging within its equipment portfolio.
242. Accueil - Polyvalence et Réactivité
    - Company verification: PolyMaint markets equipment installation, maintenance and technical support in Senegal.
    - Company verification: Its business page names medical-radiology customer relationships alongside imaging-equipment support.
243. L'entreprise - L'expertise technique au service de la santé -Ingénierie Biomédicale et Électrique (IBE)
    - Company verification: IBE identifies a Senegalese biomedical-engineering business offering preventive and corrective medical-equipment maintenance.
    - Company verification: Its portfolio includes MRI, CT, angiography, radiography and ultrasound equipment.
244. Accueil
    - Company verification: FM Junior markets imaging equipment, maintenance, repair and technical support.
    - Company verification: Identifies business contacts in Abidjan, Côte d'Ivoire, and Conakry, Guinea.
245. MEDIMAGE MEDICAL SYSTEMS COTE D'IVOIRE - AVIS DE CONSTITUTION DE SOCIETE - Abidjan.net Annonces Légales
    - Company verification: A CEPICI-attributed legal notice records MEDIMAGE MEDICAL SYSTEMS COTE D'IVOIRE's December 2021 incorporation and registry identity.
    - Company verification: Corporate objects include medical-imaging equipment and maintenance services; corporate objects do not establish actual commercialization.
246. Journal des Marchés Publics n° 2840 du 29 juin 2023
    - Company verification: An official June xx.xx 2023 award identifies NAROGE MEDICAL & SERVICES SARL for preventive and corrective maintenance of biomedical, medical-imaging and interventional equipment at Hôpital Général de Douala.
    - Company verification: Establishes a dated Cameroonian buyer-supplier relationship, not continuing contract status.
247. Home - Innoray Medical Equipment Company Limited
    - Company verification: InnORAY identifies a Zambian medical-equipment business with diagnostic-imaging and X-ray offerings.
    - Company verification: Describes engineering after-sales maintenance and repair support.
248. Products & Services - AFRICMED Ltd
    - Company verification: AFRICMED identifies a Ndola, Zambia business serving medical-imaging customers.
    - Company verification: Its product-and-service portfolio includes maintenance and warranty support.

249. Nsangu Investments Limited | Radiation Safety, Medical Equipment & Medical LAN Engineering
   - Company verification: Nsangu Investments Limited identifies a Zambian medical-infrastructure and imaging-equipment engineering business.
   - Company verification: Names CT, X-ray and mammography assignments and emergency maintenance dispatch; recurring core imaging-maintenance contract scope remains unestablished.
250. Kano HS
   - Company verification: KANO Healthcare Solutions Ltd identifies Zambian operations in Kitwe and Lusaka.
   - Company verification: Describes imaging-equipment supply and biomedical service and repair, with substantial dental and ophthalmic portfolio exposure.
251. Elite Biomedical Engineering Limited
   - Company verification: Elite Biomedical Engineering Limited describes preventive maintenance, corrective maintenance and technical support in Malawi.
   - Company verification: Its public business updates include CT scanning equipment within its serviced portfolio.
252. Home | Med Onus
   - Company verification: Identifies Medonus Trading PLC in Addis Ababa, Ethiopia.
   - Company verification: Advertises medical-imaging equipment alongside corrective and preventive equipment-maintenance services.
253. Abana Medical Technology
   - Company verification: Abana Medical Technology identifies Ethiopian medical-imaging equipment activity.
   - Company verification: Describes biomedical-engineering maintenance and installation services.
254. Nebersis Trading PLC - Medical Equipment & Dialysis Solutions in Ethiopia
   - Company verification: Nebersis Trading PLC identifies an Ethiopian medical-equipment business with MRI, CT, radiography and ultrasound portfolios.
   - Company verification: Advertises preventive and corrective maintenance by service engineers.
255. about - Cellular
   - Company verification: Cellular Trading Plc identifies an Ethiopian medical-imaging equipment import and distribution business.
   - Company verification: Describes biomedical and maintenance personnel; a specific paid imaging-maintenance offering is not established by this claim.
256. Inicio - Yapama
   - Company verification: YAPAMA describes an Angola-founded medical-technology business with imaging solutions.
   - Company verification: Its lifecycle offering includes maintenance and after-sales support, and its business description names Angola, Senegal and Côte d'Ivoire.
257. Teaching Hospital Medical Equipment Project | UNILUS Case Study | MeCanMed
   - Company verification: MeCan Medical describes local Zambian engineering support, routine maintenance and technical service for a teaching-hospital equipment project.
   - Company verification: The case discusses imaging equipment, but its UNILUS heading and University of Zambia references require buyer-identity reconciliation.
258. Radiology Equipment Services | Phantom Healthcare
   - Company verification: Identifies Phantom Healthcare IND Private Limited in Faridabad, India.
   - Company verification: Advertises annual and comprehensive maintenance services for GE MRI and CT systems across India, together with repair services.
259. Sanrad
   - Company verification: Identifies Sanrad Medical Systems Private Limited and its Indian business locations.
   - Company verification: Describes diagnostic-imaging equipment sales and after-sales support; company-hosted customer accounts describe routine equipment maintenance.

260. BPL Medical Technologies | Service Contracts for Medical Equipments
- Company verification: Identifies BPL Medical Technologies Private Limited and its Bengaluru registered office.
- Company verification: Offers preventive-maintenance and annual service-contract packages for BPL equipment; its portfolio navigation includes imaging.
- Company verification: The page does not separately establish imaging-specific contract deployment.

261. Annual Activity Report 2022-23
- Company verification: Odisha's 2022-xx.xx activity report identifies Kirloskar Technologies Pvt. Ltd. as the third-party provider for its centralized biomedical-equipment maintenance program, introduced in January 2020.
- Company verification: This historical public record establishes a maintenance-contracting role but does not isolate diagnostic-imaging coverage.

262. 通用技术集团董事、党组副书记马可辉出席公司医疗设备全周期管理业务集团化管理研讨工作坊 - 公司动态 - 环球医疗
- Company verification: Universal Medical's February xx.xx 2025 announcement identifies Kaisixuanda among the controlled subsidiaries of its equipment-lifecycle service operating business.
- Company verification: The announcement supports group affiliation and equipment-service activity, not an independently confirmed current imaging-maintenance contract.

263. 会社概要 | メディカルエキスパート株式会社
- Company verification: Identifies メディカル・エキスパート株式会社 and Japanese business locations.
- Company verification: Describes installation and maintenance support for imaging equipment, including CT, MRI and angiography, through a Philips-related service partnership.

264. 会社説明 | 株式会社ウイング・ティ
- Company verification: Identifies 株式会社ウイング・ティ in Nagoya and describes its business as medical-equipment maintenance.
- Company verification: Its company history records CT and X-ray maintenance-service activities and a relationship with the predecessor of Canon Medical Systems.

265. 導入施設・サービス内容 - 〖公式〗esaote 日本で唯一の整形領域専用 MRI
- Company verification: The Japanese Esaote MRI website identifies Mediark as the Japanese general agent and provides an installation and service section.
- Company verification: The inspected material does not resolve the entity directly delivering paid maintenance.

266. 寰亞國際股份有限公司
- Company verification: Identifies 寰亞國際股份有限公司 and describes an alternative after-sales and maintenance-contract proposition for Taiwanese hospitals.
- Company verification: Describes CT and MRI equipment resources supporting its service business.

267. Medical Equipment Servicing Australia | ParagonCare
- Company verification: ParagonCare offers equipment-maintenance contracts, repair services and consolidated service support across Australia and New Zealand.
- Company verification: Its portfolio includes diagnostic ultrasound, radiography, C-arm and nuclear-medicine equipment.
- Company verification: The page does not isolate the contracting perimeter or revenue of diagnostic-imaging maintenance.

268. About Us - ProbeLogic
- Company verification: ProbeLogic describes a diagnostic-ultrasound transducer repair business serving the Australasian healthcare environment.
- Company verification: The company identifies repairs and customer service as its commercial focus.

269. About Tenacore | Your Partner in Healthcare Excellence
    - Company verification: Tenacore's Australian business materials offer medical-equipment repairs and exchanges, including ultrasound probes.
    - Company verification: The page describes activity spanning Australia and other international markets.
270. Technorad | Our Services
    - Company verification: Technorad markets preventive and corrective maintenance for radiology systems in Malaysia.
    - Company verification: Its named equipment categories include CT, MRI, angiography, mammography, X-ray, C-arm and ultrasound.
271. Rainbow Meditech Sdn Bhd - Medical Equipment, Medical Disposables in Kuala Lumpur (KL), Malaysia, Selangor, Singapore
    - Company verification: Rainbow Meditech Sdn Bhd describes imaging-equipment servicing and maintenance in Malaysia.
    - Company verification: Its business description identifies imaging engineers supporting equipment maintenance.
272. FAQs | Scanmed Technology (S) Pte Ltd
    - Company verification: Identifies Scanmed Technology (S) Pte Ltd in Singapore and an equipment portfolio including ultrasound and X-ray systems.
    - Company verification: Offers preventive maintenance, corrective repairs and other after-sales engineering services.
273. AJJ, Subsidiary of OEL (Holdings) Limited, Acquires 70% of Quest Asia Technologies
    - Company verification: The August xx.xx 2023 announcement describes Quest Asia Technologies Pte. Ltd. as providing diagnostic-imaging equipment service, maintenance and distribution in Singapore and other ASEAN markets.
    - Company verification: Reports completion in August 2023 of a xx.xx% acquisition by AJJ Healthcare Management, then a subsidiary of OEL (Holdings) Limited.
274. Pemeliharaan & Perbaikan Alat Medis
    - Company verification: PT Hayati Semesta Raharja advertises preventive and corrective medical-equipment maintenance across Indonesia.
    - Company verification: Its service description expressly includes CT, X-ray, ultrasound and MRI equipment.
275. Himex - himexcorporation.com
    - Company verification: HIMEX describes a Philippine medical-imaging equipment business and markets a preventive-maintenance service.
    - Company verification: Its portfolio includes Canon diagnostic-imaging systems.
276. FAQs | www.assetmgmtsys.net
    - Company verification: The AMS business FAQ discusses medical-equipment service arrangements for hospitals in Thailand, including MRI and CT maintenance.
    - Company verification: Describes a model combining its own maintenance work with financial responsibility for external service contracts.
277. Medionics Imaging Limited
    - Company verification: The service page names Medionics Imaging Ltd. and Meditel (PVT) Ltd. together as providing medical-imaging equipment support across Bangladesh.
    - Company verification: Describes preventive maintenance, troubleshooting and emergency repairs through the jointly presented service team.
    - Company verification: Meditel (PVT) Ltd. is expressly named alongside Medionics Imaging Ltd. in the Bangladesh imaging-equipment service offering.
    - Company verification: The page does not separate the two entities' ownership, contracts or service delivery.

278. Bio-Medical - Faman Tech Corporation
    - Company verification: Faman Tech Corporation offers medical-equipment servicing, repairs and annual or comprehensive maintenance contracts in Bangladesh.
    - Company verification: Its covered imaging categories include ultrasound, X-ray, MRI and CT.
279. Repair & Maintenance - Abtahi Engineering Technology
    - Company verification: Abtahi Engineering Technology markets medical-equipment repair and maintenance in Bangladesh.
    - Company verification: Its radiology service list includes X-ray, digital radiography, C-arm and ultrasound equipment.
280. About us - Zelin Medical Systems
    - Company verification: Zelin Medical Systems describes medical-imaging equipment maintenance, preventive support and on-call repairs.
    - Company verification: Identifies a Pakistan-based business and advertises customer relationships spanning Pakistan and Afghanistan; no Afghan maintenance award is established.
281. Healthcare Professionals | Vital Medical Support | Pakistan
    - Company verification: Identifies Vital Medical Support (Pvt.) Ltd. as a Pakistani medical-equipment business.
    - Company verification: Advertises maintenance and technical support for medical-imaging modalities, including preventive and corrective services.
282. Radiology Solutions & Diagnostic Systems | Mediquipment Limited
    - Company verification: Mediquipment's Sri Lankan radiology portfolio includes CT, MRI, X-ray, ultrasound and mammography equipment.
    - Company verification: Connects its biomedical team to comprehensive maintenance support for the radiology offering.
283. Ultrasound Probe Services - Quality Assurance - Acertara
    - Company verification: Offers diagnostic-ultrasound probe repair services to hospitals, health systems, imaging centers, OEMs and independent service organizations.
284. VA National Acquisition Center Contract Catalog - 36F79721D0074
    - Company verification: The federal vendor record identifies Acertara Acoustic Laboratories, LLC and contract 36F79721D0074, with a listed expiration of October xx.xx 2026.
285. Ziehm Tailored Solutions
    - Company verification: Markets C-arm maintenance through Annual Inspection, Gold Basic and Platinum Elite service packages.
    - Company verification: Describes both local-distributor technicians and a U.S. service contact.
286. Maintenance
    - Company verification: Its mammography maintenance page directs customers to local distributors for equipment maintenance support.
287. Diagnostic Imaging Equipment System Repairs
    - Company verification: Offers noncontract diagnostic-imaging system repairs, maintenance and service, including MRI support.
288. About Us - American Medical Imaging
    - Company verification: Identifies American Medical Imaging as a combined imaging-equipment sales and service organization formed through acquisitions of independent X-ray companies.
289. Services - American Medical Imaging
    - Company verification: Publishes a commercial imaging-equipment service offering under the American Medical Imaging identity.
290. About Us | ISS Solutions
    - Company verification: HTM Complete Solutions includes on-site technicians maintaining biomedical, imaging and specialty equipment.
    - Company verification: Also offers planned-maintenance and third-party service-management arrangements.

291. ISS Solutions Healthcare Technology Management brochure
    - Company verification: The company brochure identifies diagnostic imaging and ultrasound among maintained equipment categories and describes ISS Solutions as a Geisinger business.
292. Refurbished Medical Imaging Equipment - Used Imaging Equipment
    - Company verification: Offers ongoing maintenance contracts, technical support and replacement components alongside refurbished medical-imaging equipment.
    - Company verification: Identifies Danish and UK business addresses.
293. Visaris | ENGINEERING - R&D
    - Company verification: Its turnkey commercial portfolio includes servicing and maintenance of equipment for radiology departments and identifies a Belgrade business address.
294. Tesla CTMR Solutions | Multi-Vendor CT & MR Experts
    - Company verification: Establishes the Tesla CTMR Solutions market-facing identity and a CT/MR-focused business proposition; inspected support does not independently establish current scanner-maintenance contracts.
295. Services - Electron Medical
    - Company verification: Offers New Zealand preventive maintenance and repair for diagnostic equipment including X-ray rooms, ultrasound, mammography and mobile image intensifiers.
296. Service Providers 2023
    - Company verification: Lists Mediso USA for preclinical-equipment repair and maintenance.
    - Company verification: Lists maintenance serving radiology and women's imaging.
    - Company verification: Lists angiography/radiology repair and preventive maintenance.
    - Company verification: Lists OEC C-arm repair and preventive maintenance.
    - Company verification: Lists medical-equipment repair and preventive maintenance.
    - Company verification: Lists repair and preventive maintenance serving medical facilities.
297. Avante Health Solutions Announces Successful Completion of Sale to Staple Street Capital
    - Company verification: The February xx.xx 2025 announcement reports completion of Avante's sale to a Staple Street Capital affiliate and emergence from Chapter xx.xx.
298. Group Purchasing Organization Contracts - Avante Health Solutions
    - Company verification: The company's purchasing-channel portfolio includes refurbished diagnostic-imaging service and equipment.
299. RS&A and Summit Imaging Relaunch as Solutech
    - Company verification: The June xx.xx 2025 announcement unifies RS&A and Summit Imaging under Solutech and identifies diagnostic-imaging repair activities.
300. Making a difference in the Caribbean
    - Company verification: A company-authored Caribbean deployment account explicitly identifies support for CT, MRI, nuclear medicine, ultrasound and X-ray equipment.
301. Our History - Medisolve - Health tech solutions
    - Company verification: The group history traces Medisolve's development through Tecnologie Sanitarie and Polygon.
    - Company verification: Medisolve's history describes its formation in 2025 as a group bringing together Polygon, Sincronis, HCE, Meditech and Logic.
    - Company verification: The same history traces its ancestry through Tecnologie Sanitarie, establishing an overlapping group and legacy-name relationship.
    - Company verification: Tecnologie Sanitarie is identified in Medisolve's corporate ancestry, creating a reporting-overlap question.
    - Company verification: Tecnologie Sanitarie is identified in Medisolve's corporate ancestry rather than established as a separate independent ownership group.
302. SCRIM | Vicenne
    - Company verification: Vicenne identifies SCRIM as a subsidiary with an imaging-equipment portfolio and lifecycle maintenance and technical-support services.

303. Unison Healthcare Group - Introduction
   - Company verification: The group introduction connects imaging-equipment integration with maintenance and repair services in Taiwan.
304. Modern Slavery Statement
   - Company verification: AGITO states that it became independent of Philips following a divestment in the fourth quarter of 2024.
   - Company verification: The statement was approved by its board on January xx.xx 2026 and identifies diagnostic-imaging equipment and related services as its business.
305. Tri-Imaging Solutions and DirectMed Imaging Merge to Create a Scaled Imaging Solutions Platform
   - Company verification: The January xx.xx 2026 announcement states that DirectMed acquired Tri-Imaging Solutions and that the combined business would operate under the Tri-Imaging name.
   - Company verification: The combined offering includes aftermarket imaging service, depot repair, field service and technical support; DirectMed is identified as a Frazier Healthcare Partners portfolio company.
306. About Us - Polygon | Clinical Engineering and Biomedical Solutions
   - Company verification: Polygon's history identifies Tecnologie Sanitarie as its predecessor and describes the introduction of the Polygon name in 2021.
   - Company verification: The page identifies Polygon's biomedical-maintenance business and provides its business-register number, but does not establish a separate current Tecnologie Sanitarie contracting business.
307. Trade & Distribution | Alkan Holding
   - Company verification: Alkan Holding identifies Alkan Medical within its trade and distribution businesses.
   - Company verification: Its stated portfolio includes diagnostic ultrasound, X-ray and imaging solutions; the page does not establish a current paid imaging-maintenance offering.
308. Ultrasound Service Contracts
   - Company verification: The page offers multi-vendor ultrasound service contracts and repair under the Ultrasound Parts Solutions name and gives a Mentor, Ohio address.
   - Company verification: The same page displays Wave Imaging Solutions branding and an Ultrasound Parts Source copyright, leaving the exact operator and brand relationship unresolved.
309. Want to Sell or Extend Your Ultrasound's Life? Let's Talk! - Ultrasounds MD
   - Company verification: Ultrasounds MD publicly offers extended ultrasound service contracts covering maintenance, parts, labor and software updates.
   - Company verification: The offering is distinct from its equipment resale activity; current contracting identity and customer footprint are not established by the article.
310. Ultrasound Service Contracts & Maintenance | DUS Sale, Inc.
   - Company verification: DUS offers full-service, limited and preventive-maintenance-only ultrasound contracts, with parts and labor coverage options.
   - Company verification: The service page identifies a HoHoKus, New Jersey office and multi-manufacturer ultrasound coverage.
311. About DUS Sale, Inc. | Trusted Ultrasound Equipment Provider
   - Company verification: The company page uses DUS Sale, Inc. in its text, DUS Sales Inc. in image and video labels, and DUS Inc. in its footer.
   - Company verification: It describes on-site ultrasound repairs, preventive maintenance and service contracts from its New Jersey business.
312. FAQs | Get Informed - ACCESS MEDICAL
   - Company verification: Access Medical's FAQ offers one-time service and annual contracts within its ultrasound-equipment business.
   - Company verification: It identifies a Massachusetts location and advertises customer service from New York to Maine; actual contracts throughout that territory are not established.

313. Services - Advanced Medical Imaging Solutions
    - Company verification: Advanced Medical Imaging Solutions offers preventive, full-coverage and on-demand maintenance plans for PET-CT, MRI, CT and X-ray equipment.
    - Company verification: The service page identifies Al Khobar, Saudi Arabia; its nationwide availability statement is not independent evidence of local contracts.
314. About TIBS - TIBS - The Intuitive Biomedical Solution
    - Company verification: The Intuitive Biomedical Solution, Inc. identifies a U.S. imaging-equipment service business covering X-ray, CT, ultrasound and C-arms.
    - Company verification: Its company page describes on-site support and maintenance-related contracts and identifies operations associated with Georgia, Arkansas and Texas.
315. Medical Imaging Equipment Services | BioImaging Services
    - Company verification: BioImaging Services offers preventive-maintenance programs and repairs for MRI, CT, C-arm, ultrasound and X-ray systems.
    - Company verification: The service page identifies a Cleveland, Ohio business address and offers emergency, remote and on-site service.
316. CT Maintenance and Repair Service
    - Company verification: Level One Imaging Solutions offers multi-brand CT maintenance and repair programs.
    - Company verification: Its Multi-Care offering ranges from comprehensive parts-and-labor coverage to preventive-maintenance-only programs.

24. Key Experts

Every expert listed below was interviewed for this report. Their roles across hospital and health-system engineering, medical physics, imaging manufacturers, maintenance and repair businesses, procurement and regulatory bodies, professional associations, and universities are relevant to assessing Medical Imaging Equipment Maintenance Services. ■■■ ■■■■■■■■■■■■ ■■■■■■■■■■■■■ ■■■■ ■■■ ■■■■■■■■■ ■■■■■■■ ■■■ ■■■■■■ ■■■■■ ■■■■■■■ ■■■ ■■■■■■■■■■■■■ ■■■■■■■ ■■■■■■■■■■■■ ■■■■■■■ ■■■ ■■■■■■■■■ ■■■■■ ■■■■■■■■■■■■■ ■■■■■■■■ ■■■■■■■■■■■■■ ■■■■■■■■■■■ ■■■■■■■■■■■■■■■■ ■■■ ■■■■■■■■■■■■■■■■■ ■■■■■■■■■■ ■■■■■■■■ ■■■■■■■■ ■■■■■■■ ■■■■■■ ■■■■■■■■■■ ■■■■■■ ■■■■■ ■■■■■■■■■■■■

Table 578. Global Medical Imaging Equipment Maintenance Services Market, Key Experts

Name	Professional Role	Organization	Country
Ali Al-Dalaan	Executive Vice President, Medical Devices Sector	Saudi Food and Drug Authority	Saudi Arabia
Annabel Seebohm	Secretary General	COCIR	Belgium
Bhvita Jani	Research Manager, Medical Imaging	Signify Research	United Kingdom
Chander Shekhar Sibal	Executive Vice President and Head of Healthcare Business	FUJIFILM India	India
Chris Hopkins	Consultant Clinical Scientist and Head of the TriTech Institute	Hywel Dda University Health Board	United Kingdom
Christoph Trauernicht	Head of Medical Physics	Tygerberg Hospital	South Africa
Christopher (Kit) Vaughan	Founder and Chief Executive Officer	CapeRay Medical	South Africa
Christopher Nowak	Corporate Senior Director, Healthcare Technology Management	Universal Health Services	United States
Dale Cover	President	Radiological Service Training Institute	United States
Dan Clark	Head of Clinical Engineering	Nottingham University Hospitals NHS Trust	United Kingdom
Danielle McGeary	Vice President, Healthcare Technology Management	Association for the Advancement of Medical Instrumentation	United States
David Rolfe	Chief Executive Officer, UK and Ireland	Althea	United Kingdom
Diana L. Upton	President	International Association of Medical Equipment Remarketers and Servicers	United States
Dileep Mangsuli	Executive Director and Head of Development Center	Siemens Healthineers India	India
Eduardo Tavares Costa	Professor of Biomedical Engineering	University of Campinas (UNICAMP)	Brazil

Table 578 - continued

Name	Professional Role	Organization	Country
Enis Sönemel	Managing Director, Türkiye	Siemens Healthineers	Turkey
Eric Wright	Co-Founder	Tri-Imaging Solutions	United States
Erik Vollebregt	Partner and Co-founder	Axon Lawyers	Netherlands
Ernesto Iadanza	Associate Professor of Biomedical Engineering	University of Siena	Italy
Eyad Al Musa	General Manager, Saudi Arabia	GE HealthCare	Saudi Arabia
Fahad Al Shebel	Chief Executive Officer	National Unified Procurement Company	Saudi Arabia
Fernando Silveira Filho	Executive President	ABIMED - Brazilian Health Technology Industry Association	Brazil
Francis Hasford	Director, Radiological and Medical Sciences Research Institute	Ghana Atomic Energy Commission	Ghana
Franco Simini	Professor of Biomedical Engineering	Universidad de la República	Uruguay
G. S. K. Velu	Chairman and Managing Director	Trivitron Healthcare	India
G. Wayne Moore	Chief Executive Officer	Acertara Acoustic Laboratories	United States
Gary Egan	Director, Monash Biomedical Imaging	Monash University	Australia
Hans-Peter Bursig	Head of Healthcare	ZVEI	Germany
Hariharan Subramanian	Managing Director, Siemens Healthcare Private Limited	Siemens Healthineers India	India
Helen Warren-Forward	Associate Professor, Medical Radiation Science	University of Newcastle	Australia
Husni Al Shunnar	Executive Director	Gulf Drug	United Arab Emirates
Ilir Kullolli	Director, Clinical Technology and Biomedical Engineering	Stanford Medicine Children's Health	United States
Izabella Gieras	Director, Clinical Technology	Huntington Health	United States
Jeremy Probst	President and Chief Executive Officer	Technical Prospects	United States
Jitendar Kumar Sharma	Managing Director and Chief Executive Officer	Andhra Pradesh MedTech Zone	India
John Sandham	Chairman and Clinical Engineering Consultant	EBME Ltd	United Kingdom
Josh Block	President	Block Imaging	United States

Table 578 - continued

Name	Professional Role	Organization	Country
Katsuhiko Ogasawara	Professor, Faculty of Health Sciences	Hokkaido University	Japan
Kwan-Hoong Ng	Emeritus Professor of Medical Physics	Universiti Malaya	Malaysia
Larry Nguyen	Chief Executive Officer	Summit Imaging	United States
Leandro Pecchia	Professor of Biomedical Engineering	Università Campus Bio-Medico di Roma	Italy
Lorenzo Leogrande	Head of Clinical Engineering	Fondazione Policlinico Universitario Agostino Gemelli IRCCS	Italy
Luis Vilcahuamán	Professor and Clinical Engineering Researcher	Pontificia Universidad Católica del Perú	Peru
Malcolm Sperrin	Director of Medical Physics and Clinical Engineering	Oxford University Hospitals NHS Foundation Trust	United Kingdom
Mark Leftwich	Managing Director, UK and Ireland	Philips	United Kingdom
Matt Tomory	Vice President, Sales and Marketing	Innovatus Imaging	United States
Matthew F. Baretich	President	Baretich Engineering	United States
Mike LaBree	Chief Technology Officer	Innovatus Imaging	United States
Nancy West	Head of Enterprise Services, Great Britain and Ireland	Siemens Healthineers	United Kingdom
Nathan Proctor	Senior Director, Right to Repair Campaign	U.S. Public Interest Research Group	United States
Ole Per Maloy	Managing Director, Middle East and Southern & Eastern Africa	Siemens Healthineers	United Arab Emirates
Omolola Atalabi	Professor of Radiology; Former Head of Radiology	University of Ibadan	Nigeria
Osman Eroğul	Professor of Biomedical Engineering	TOBB University of Economics and Technology	Turkey
Paolo Lago	Director of Clinical Engineering	Fondazione IRCCS Policlinico San Matteo	Italy
Patrick Hope	Executive Director	Medical Imaging & Technology Alliance	United States
Paulo Henrique Fraccaro	Superintendent	ABIMO - Brazilian Medical Devices Industry Association	Brazil
Peter Hiles	Head of Radiation Physics	Betsi Cadwaladr University Health Board	United Kingdom
Pieter de Beer	Chief Executive Officer	Lodox Systems	South Africa

Table 578 - continued

Name	Professional Role	Organization	Country
Renato Garcia	Professor of Biomedical Engineering	Federal University of Santa Catarina	Brazil
Richard Pitcher	Professor of Radiodiagnosis	Stellenbosch University	South Africa
Robert J. Kerwin	General Counsel	International Association of Medical Equipment Remarketers and Servicers	United States
Rossana Rivas	Healthcare Technology Management Researcher	Pontificia Universidad Católica del Perú	Peru
Saide Jorge Calil	Clinical Engineering Specialist and Former Professor of Biomedical Engineering	University of Campinas (UNICAMP)	Brazil
Satyaki Banerjee	Group Chief Operating Officer	Trivitron Healthcare	India
Scott Trevino	Senior Vice President, Global Regulatory Affairs	TRIMEDX	United States
Simon Harris	Co-founder and Executive Director	Signify Research	United Kingdom
Stephen Keevil	Head of Medical Physics	Guy's and St Thomas' NHS Foundation Trust	United Kingdom
Steve Holloway	Co-founder and Executive Director	Signify Research	United Kingdom
Tanya Vogt	Executive Officer	South African Medical Technology Industry Association	South Africa
Ted Lucidi	Technical Support Specialist	Innovatus Imaging	United States
Umberto Nocco	Director of Clinical Engineering	ASST dei Sette Laghi	Italy
Vincenzo Ventricelli	Chief Executive Officer, Middle East, Türkiye and Africa	Philips	United Arab Emirates
Vishwaprasad Alva	Founder and Managing Director	Skanray Technologies	India
William A. Hyman	Professor Emeritus, Biomedical Engineering	Texas A&M University	United States
Wojtek Goscinski	Chief Executive Officer	National Imaging Facility	Australia
Yelda Ulu Colin	General Manager, Türkiye	GE HealthCare	Turkey
Şükrü Bozluolçay	Founder and Chairman	Bozlu Holding	Turkey

List of Figures

Figure 1. Global Medical Imaging Equipment Maintenance Services Market, Years Considered for the Study 21
Figure 2. Global Medical Imaging Equipment Maintenance Services Market, Research Design 23
Figure 3. Global Medical Imaging Equipment Maintenance Services Market, Research Framework 25
Figure 4. Global Medical Imaging Equipment Maintenance Services Market, Data Triangulation 27
Figure 5. Global Medical Imaging Equipment Maintenance Services Market Size, 2017-2040 (USD Million, Growth %) 34
Figure 6. Global Medical Imaging Equipment Maintenance Services Market, Key Growth Contribution, by Region, 2025-2032 (USD Million) 36
Figure 7. Global Medical Imaging Equipment Maintenance Services Market, Key Growth Contribution, by Country, 2025-2032 (CAGR %) 37
Figure 8. Global Medical Imaging Equipment Maintenance Services Market Size, by Maintenance Function, 2025 (%) 80
Figure 9. Global Medical Imaging Equipment Maintenance Services Market, by Maintenance Function, 2032 (USD Million) 80
Figure 10. Global Medical Imaging Equipment Maintenance Services Market Size, by Imaging Modality, 2025 (%) 104
Figure 11. Global Medical Imaging Equipment Maintenance Services Market, by Imaging Modality, 2032 (USD Million) 104
Figure 12. Global Medical Imaging Equipment Maintenance Services Market Size, by Clinical Use, 2025 (%) 184
Figure 13. Global Medical Imaging Equipment Maintenance Services Market, by Clinical Use, 2032 (USD Million) 184
Figure 14. Global Medical Imaging Equipment Maintenance Services Market Size, by End User, 2025 (%) 205
Figure 15. Global Medical Imaging Equipment Maintenance Services Market, by End User, 2032 (USD Million) 205
Figure 16. Global Medical Imaging Equipment Maintenance Services Market Size, by Service Delivery, 2025 (%) 237
Figure 17. Global Medical Imaging Equipment Maintenance Services Market, by Service Delivery, 2032 (USD Million) 237
Figure 18. Global Medical Imaging Equipment Maintenance Services Market Size, by Procurement Route, 2025 (%) 260
Figure 19. Global Medical Imaging Equipment Maintenance Services Market, by Procurement Route, 2032 (USD Million) 260
Figure 20. Global Medical Imaging Equipment Maintenance Services Market Size, by Service Provider Relationship, 2025 (%) 272
Figure 21. Global Medical Imaging Equipment Maintenance Services Market, by Service Provider Relationship, 2032 (USD Million) 273

Figure 22. Global Medical Imaging Equipment Maintenance Services Market Size, by Contract Coverage, 2025 (%) 286
Figure 23. Global Medical Imaging Equipment Maintenance Services Market, by Contract Coverage, 2032 (USD Million) 287
Figure 24. Global Medical Imaging Equipment Maintenance Services Market Size, by Pricing Model, 2025 (%) 310
Figure 25. Global Medical Imaging Equipment Maintenance Services Market, by Pricing Model, 2032 (USD Million) 310
Figure 26. Global Medical Imaging Equipment Maintenance Services Market Size, by Vendor Scope, 2025 (%) 337
Figure 27. Global Medical Imaging Equipment Maintenance Services Market, by Vendor Scope, 2032 (USD Million) 338
Figure 28. Global Medical Imaging Equipment Maintenance Services Market Size, by Equipment Support Lifecycle, 2025 (%) 350
Figure 29. Global Medical Imaging Equipment Maintenance Services Market, by Equipment Support Lifecycle, 2032 (USD Million) 351
Figure 30. Global Medical Imaging Equipment Maintenance Services Market, by Region: Market share evolution, 2025-2032 366
Figure 31. Global Medical Imaging Equipment Maintenance Services Market, by Region: Market size by category, 2025 367
Figure 32. Global Medical Imaging Equipment Maintenance Services Market, Regional growth by Maintenance Function, 2025-2032 (CAGR %) 367
Figure 33. Global Medical Imaging Equipment Maintenance Services Market Size, by Group, 2025 vs 2026 vs 2032 466
Figure 34. Global Medical Imaging Equipment Maintenance Services Market Size, by Country, 2025 vs 2032 (%) 566
Figure 35. Global Medical Imaging Equipment Maintenance Services Market Size, by Country, 2025 vs 2026 vs 2032 567
Figure 36. Global Medical Imaging Equipment Maintenance Services Market Share, by Key Player, 2025 800

List of Tables

Table 1. Global Medical Imaging Equipment Maintenance Services Market Segmentation & Coverage 9
Table 2. Global Medical Imaging Equipment Maintenance Services Market Size, 2017-2040 (USD Million, Growth %) 35
Table 3. Global Medical Imaging Equipment Maintenance Services Market, Key Growth Contribution, 2025-2032 37
Table 4. Global Medical Imaging Equipment Maintenance Services Market, by Maintenance Function growth contribution, 2025-2032 81
Table 5. Global Medical Imaging Equipment Maintenance Services Market Size, by Maintenance Function, 2017-2040 (USD Million) 81
Table 6. Global Medical Imaging Equipment Maintenance Services Market Size, by Combined Preventive and Corrective Maintenance, by Region, 2017-2040 (USD Million) 84
Table 7. Global Medical Imaging Equipment Maintenance Services Market Size, by Combined Preventive and Corrective Maintenance, by Group, 2017-2040 (USD Million) 84
Table 8. Global Medical Imaging Equipment Maintenance Services Market Size, by Combined Preventive and Corrective Maintenance, by Country, 2017-2040 (USD Million) 85
Table 9. Global Medical Imaging Equipment Maintenance Services Market Size, by Corrective Maintenance, by Region, 2017-2040 (USD Million) 89
Table 10. Global Medical Imaging Equipment Maintenance Services Market Size, by Corrective Maintenance, by Group, 2017-2040 (USD Million) 89
Table 11. Global Medical Imaging Equipment Maintenance Services Market Size, by Corrective Maintenance, by Country, 2017-2040 (USD Million) 90
Table 12. Global Medical Imaging Equipment Maintenance Services Market Size, by Preventive Maintenance, by Region, 2017-2040 (USD Million) 93
Table 13. Global Medical Imaging Equipment Maintenance Services Market Size, by Preventive Maintenance, by Group, 2017-2040 (USD Million) 94
Table 14. Global Medical Imaging Equipment Maintenance Services Market Size, by Preventive Maintenance, by Country, 2017-2040 (USD Million) 94
Table 15. Global Medical Imaging Equipment Maintenance Services Market Size, by Inspection and Verification, by Region, 2017-2040 (USD Million) 98
Table 16. Global Medical Imaging Equipment Maintenance Services Market Size, by Inspection and Verification, by Group, 2017-2040 (USD Million) 98
Table 17. Global Medical Imaging Equipment Maintenance Services Market Size, by Inspection and Verification, by Country, 2017-2040 (USD Million) 99
Table 18. Global Medical Imaging Equipment Maintenance Services Market, by Imaging Modality growth contribution, 2025-2032 105
Table 19. Global Medical Imaging Equipment Maintenance Services Market Size, by Imaging Modality, 2017-2040 (USD Million) 105

Table 20. Global Medical Imaging Equipment Maintenance Services Market Size, by Computed Tomography, by Region, 2017-2040 (USD Million) 109
Table 21. Global Medical Imaging Equipment Maintenance Services Market Size, by Computed Tomography, by Group, 2017-2040 (USD Million) 109
Table 22. Global Medical Imaging Equipment Maintenance Services Market Size, by Computed Tomography, by Country, 2017-2040 (USD Million) 110
Table 23. Global Medical Imaging Equipment Maintenance Services Market Size, by Magnetic Resonance Imaging, by Region, 2017-2040 (USD Million) 113
Table 24. Global Medical Imaging Equipment Maintenance Services Market Size, by Magnetic Resonance Imaging, by Group, 2017-2040 (USD Million) 114
Table 25. Global Medical Imaging Equipment Maintenance Services Market Size, by Magnetic Resonance Imaging, by Country, 2017-2040 (USD Million) 114
Table 26. Global Medical Imaging Equipment Maintenance Services Market Size, by Fluoroscopy and Angiography, by Region, 2017-2040 (USD Million) 118
Table 27. Global Medical Imaging Equipment Maintenance Services Market Size, by Fluoroscopy and Angiography, by Group, 2017-2040 (USD Million) 118
Table 28. Global Medical Imaging Equipment Maintenance Services Market Size, by Fluoroscopy and Angiography, by Country, 2017-2040 (USD Million) 119
Table 29. Global Medical Imaging Equipment Maintenance Services Market Size, by General Radiography, by Region, 2017-2040 (USD Million) 122
Table 30. Global Medical Imaging Equipment Maintenance Services Market Size, by General Radiography, by Group, 2017-2040 (USD Million) 123
Table 31. Global Medical Imaging Equipment Maintenance Services Market Size, by General Radiography, by Country, 2017-2040 (USD Million) 123
Table 32. Global Medical Imaging Equipment Maintenance Services Market Size, by Ultrasound, by Region, 2017-2040 (USD Million) 127
Table 33. Global Medical Imaging Equipment Maintenance Services Market Size, by Ultrasound, by Group, 2017-2040 (USD Million) 127
Table 34. Global Medical Imaging Equipment Maintenance Services Market Size, by Ultrasound, by Country, 2017-2040 (USD Million) 128
Table 35. Global Medical Imaging Equipment Maintenance Services Market, by Hybrid Imaging growth contribution, 2025-2032 131
Table 36. Global Medical Imaging Equipment Maintenance Services Market Size, by Hybrid Imaging, by Region, 2017-2040 (USD Million) 132
Table 37. Global Medical Imaging Equipment Maintenance Services Market Size, by Hybrid Imaging, by Group, 2017-2040 (USD Million) 132
Table 38. Global Medical Imaging Equipment Maintenance Services Market Size, by Hybrid Imaging, by Country, 2017-2040 (USD Million) 133
Table 39. Global Medical Imaging Equipment Maintenance Services Market Size, by PET/CT, by Region, 2017-2040 (USD Million) 137
Table 40. Global Medical Imaging Equipment Maintenance Services Market Size, by PET/CT, by Group, 2017-2040 (USD Million) 137
Table 41. Global Medical Imaging Equipment Maintenance Services Market Size, by PET/CT, by Country, 2017-2040 (USD Million) 138

Table 42. Global Medical Imaging Equipment Maintenance Services Market Size, by SPECT/CT, by Region, 2017-2040 (USD Million) 141
Table 43. Global Medical Imaging Equipment Maintenance Services Market Size, by SPECT/CT, by Group, 2017-2040 (USD Million) 142
Table 44. Global Medical Imaging Equipment Maintenance Services Market Size, by SPECT/CT, by Country, 2017-2040 (USD Million) 142
Table 45. Global Medical Imaging Equipment Maintenance Services Market Size, by Hybrid Interventional Imaging, by Region, 2017-2040 (USD Million) 145
Table 46. Global Medical Imaging Equipment Maintenance Services Market Size, by Hybrid Interventional Imaging, by Group, 2017-2040 (USD Million) 146
Table 47. Global Medical Imaging Equipment Maintenance Services Market Size, by Hybrid Interventional Imaging, by Country, 2017-2040 (USD Million) 146
Table 48. Global Medical Imaging Equipment Maintenance Services Market Size, by PET/MRI, by Region, 2017-2040 (USD Million) 150
Table 49. Global Medical Imaging Equipment Maintenance Services Market Size, by PET/MRI, by Group, 2017-2040 (USD Million) 150
Table 50. Global Medical Imaging Equipment Maintenance Services Market Size, by PET/MRI, by Country, 2017-2040 (USD Million) 151
Table 51. Global Medical Imaging Equipment Maintenance Services Market Size, by Mammography, by Region, 2017-2040 (USD Million) 154
Table 52. Global Medical Imaging Equipment Maintenance Services Market Size, by Mammography, by Group, 2017-2040 (USD Million) 155
Table 53. Global Medical Imaging Equipment Maintenance Services Market Size, by Mammography, by Country, 2017-2040 (USD Million) 155
Table 54. Global Medical Imaging Equipment Maintenance Services Market Size, by Dental Radiology, by Region, 2017-2040 (USD Million) 159
Table 55. Global Medical Imaging Equipment Maintenance Services Market Size, by Dental Radiology, by Group, 2017-2040 (USD Million) 159
Table 56. Global Medical Imaging Equipment Maintenance Services Market Size, by Dental Radiology, by Country, 2017-2040 (USD Million) 160
Table 57. Global Medical Imaging Equipment Maintenance Services Market, by Nuclear Medicine Imaging growth contribution, 2025-2032 163
Table 58. Global Medical Imaging Equipment Maintenance Services Market Size, by Nuclear Medicine Imaging, by Region, 2017-2040 (USD Million) 164
Table 59. Global Medical Imaging Equipment Maintenance Services Market Size, by Nuclear Medicine Imaging, by Group, 2017-2040 (USD Million) 164
Table 60. Global Medical Imaging Equipment Maintenance Services Market Size, by Nuclear Medicine Imaging, by Country, 2017-2040 (USD Million) 165
Table 61. Global Medical Imaging Equipment Maintenance Services Market Size, by Gamma Camera and SPECT Imaging, by Region, 2017-2040 (USD Million) 169
Table 62. Global Medical Imaging Equipment Maintenance Services Market Size, by Gamma Camera and SPECT Imaging, by Group, 2017-2040 (USD Million) 169
Table 63. Global Medical Imaging Equipment Maintenance Services Market Size, by Gamma Camera and SPECT Imaging, by Country, 2017-2040 (USD Million) 170

Table 64. Global Medical Imaging Equipment Maintenance Services Market Size, by Standalone PET Imaging, by Region, 2017-2040 (USD Million) 173
Table 65. Global Medical Imaging Equipment Maintenance Services Market Size, by Standalone PET Imaging, by Group, 2017-2040 (USD Million) 174
Table 66. Global Medical Imaging Equipment Maintenance Services Market Size, by Standalone PET Imaging, by Country, 2017-2040 (USD Million) 174
Table 67. Global Medical Imaging Equipment Maintenance Services Market Size, by Bone Densitometry, by Region, 2017-2040 (USD Million) 178
Table 68. Global Medical Imaging Equipment Maintenance Services Market Size, by Bone Densitometry, by Group, 2017-2040 (USD Million) 178
Table 69. Global Medical Imaging Equipment Maintenance Services Market Size, by Bone Densitometry, by Country, 2017-2040 (USD Million) 179
Table 70. Global Medical Imaging Equipment Maintenance Services Market, by Clinical Use growth contribution, 2025-2032 184
Table 71. Global Medical Imaging Equipment Maintenance Services Market Size, by Clinical Use, 2017-2040 (USD Million) 185
Table 72. Global Medical Imaging Equipment Maintenance Services Market Size, by Diagnostic and Screening Imaging, by Region, 2017-2040 (USD Million) 187
Table 73. Global Medical Imaging Equipment Maintenance Services Market Size, by Diagnostic and Screening Imaging, by Group, 2017-2040 (USD Million) 187
Table 74. Global Medical Imaging Equipment Maintenance Services Market Size, by Diagnostic and Screening Imaging, by Country, 2017-2040 (USD Million) 188
Table 75. Global Medical Imaging Equipment Maintenance Services Market Size, by Image-Guided Intervention, by Region, 2017-2040 (USD Million) 191
Table 76. Global Medical Imaging Equipment Maintenance Services Market Size, by Image-Guided Intervention, by Group, 2017-2040 (USD Million) 192
Table 77. Global Medical Imaging Equipment Maintenance Services Market Size, by Image-Guided Intervention, by Country, 2017-2040 (USD Million) 192
Table 78. Global Medical Imaging Equipment Maintenance Services Market Size, by Shared-Use Imaging, by Region, 2017-2040 (USD Million) 195
Table 79. Global Medical Imaging Equipment Maintenance Services Market Size, by Shared-Use Imaging, by Group, 2017-2040 (USD Million) 196
Table 80. Global Medical Imaging Equipment Maintenance Services Market Size, by Shared-Use Imaging, by Country, 2017-2040 (USD Million) 196
Table 81. Global Medical Imaging Equipment Maintenance Services Market Size, by Treatment-Planning Imaging, by Region, 2017-2040 (USD Million) 199
Table 82. Global Medical Imaging Equipment Maintenance Services Market Size, by Treatment-Planning Imaging, by Group, 2017-2040 (USD Million) 200
Table 83. Global Medical Imaging Equipment Maintenance Services Market Size, by Treatment-Planning Imaging, by Country, 2017-2040 (USD Million) 200
Table 84. Global Medical Imaging Equipment Maintenance Services Market, by End User growth contribution, 2025-2032 206
Table 85. Global Medical Imaging Equipment Maintenance Services Market Size, by End User, 2017-2040 (USD Million) 206

Table 86. Global Medical Imaging Equipment Maintenance Services Market Size, by Hospitals, by Region, 2017-2040 (USD Million) 209
Table 87. Global Medical Imaging Equipment Maintenance Services Market Size, by Hospitals, by Group, 2017-2040 (USD Million) 209
Table 88. Global Medical Imaging Equipment Maintenance Services Market Size, by Hospitals, by Country, 2017-2040 (USD Million) 210
Table 89. Global Medical Imaging Equipment Maintenance Services Market Size, by Diagnostic Imaging Centers, by Region, 2017-2040 (USD Million) 214
Table 90. Global Medical Imaging Equipment Maintenance Services Market Size, by Diagnostic Imaging Centers, by Group, 2017-2040 (USD Million) 214
Table 91. Global Medical Imaging Equipment Maintenance Services Market Size, by Diagnostic Imaging Centers, by Country, 2017-2040 (USD Million) 215
Table 92. Global Medical Imaging Equipment Maintenance Services Market Size, by Medical and Allied Health Practices, by Region, 2017-2040 (USD Million) 218
Table 93. Global Medical Imaging Equipment Maintenance Services Market Size, by Medical and Allied Health Practices, by Group, 2017-2040 (USD Million) 219
Table 94. Global Medical Imaging Equipment Maintenance Services Market Size, by Medical and Allied Health Practices, by Country, 2017-2040 (USD Million) 219
Table 95. Global Medical Imaging Equipment Maintenance Services Market Size, by Ambulatory Care Centers, by Region, 2017-2040 (USD Million) 223
Table 96. Global Medical Imaging Equipment Maintenance Services Market Size, by Ambulatory Care Centers, by Group, 2017-2040 (USD Million) 223
Table 97. Global Medical Imaging Equipment Maintenance Services Market Size, by Ambulatory Care Centers, by Country, 2017-2040 (USD Million) 224
Table 98. Global Medical Imaging Equipment Maintenance Services Market Size, by Dental Practices, by Region, 2017-2040 (USD Million) 227
Table 99. Global Medical Imaging Equipment Maintenance Services Market Size, by Dental Practices, by Group, 2017-2040 (USD Million) 228
Table 100. Global Medical Imaging Equipment Maintenance Services Market Size, by Dental Practices, by Country, 2017-2040 (USD Million) 228
Table 101. Global Medical Imaging Equipment Maintenance Services Market Size, by Mobile Imaging Operators, by Region, 2017-2040 (USD Million) 231
Table 102. Global Medical Imaging Equipment Maintenance Services Market Size, by Mobile Imaging Operators, by Group, 2017-2040 (USD Million) 232
Table 103. Global Medical Imaging Equipment Maintenance Services Market Size, by Mobile Imaging Operators, by Country, 2017-2040 (USD Million) 232
Table 104. Global Medical Imaging Equipment Maintenance Services Market, by Service Delivery growth contribution, 2025-2032 237
Table 105. Global Medical Imaging Equipment Maintenance Services Market Size, by Service Delivery, 2017-2040 (USD Million) 238
Table 106. Global Medical Imaging Equipment Maintenance Services Market Size, by Integrated Service Delivery, by Region, 2017-2040 (USD Million) 240
Table 107. Global Medical Imaging Equipment Maintenance Services Market Size, by Integrated Service Delivery, by Group, 2017-2040 (USD Million) 241

Table 108. Global Medical Imaging Equipment Maintenance Services Market Size, by Integrated Service Delivery, by Country, 2017-2040 (USD Million) 241
Table 109. Global Medical Imaging Equipment Maintenance Services Market Size, by On-Site Service, by Region, 2017-2040 (USD Million) 245
Table 110. Global Medical Imaging Equipment Maintenance Services Market Size, by On-Site Service, by Group, 2017-2040 (USD Million) 245
Table 111. Global Medical Imaging Equipment Maintenance Services Market Size, by On-Site Service, by Country, 2017-2040 (USD Million) 246
Table 112. Global Medical Imaging Equipment Maintenance Services Market Size, by Depot Repair, by Region, 2017-2040 (USD Million) 249
Table 113. Global Medical Imaging Equipment Maintenance Services Market Size, by Depot Repair, by Group, 2017-2040 (USD Million) 250
Table 114. Global Medical Imaging Equipment Maintenance Services Market Size, by Depot Repair, by Country, 2017-2040 (USD Million) 250
Table 115. Global Medical Imaging Equipment Maintenance Services Market Size, by Remote Service, by Region, 2017-2040 (USD Million) 254
Table 116. Global Medical Imaging Equipment Maintenance Services Market Size, by Remote Service, by Group, 2017-2040 (USD Million) 254
Table 117. Global Medical Imaging Equipment Maintenance Services Market Size, by Remote Service, by Country, 2017-2040 (USD Million) 255
Table 118. Global Medical Imaging Equipment Maintenance Services Market, by Procurement Route growth contribution, 2025-2032 260
Table 119. Global Medical Imaging Equipment Maintenance Services Market Size, by Procurement Route, 2017-2040 (USD Million) 261
Table 120. Global Medical Imaging Equipment Maintenance Services Market Size, by Standalone Procurement, by Region, 2017-2040 (USD Million) 263
Table 121. Global Medical Imaging Equipment Maintenance Services Market Size, by Standalone Procurement, by Group, 2017-2040 (USD Million) 263
Table 122. Global Medical Imaging Equipment Maintenance Services Market Size, by Standalone Procurement, by Country, 2017-2040 (USD Million) 264
Table 123. Global Medical Imaging Equipment Maintenance Services Market Size, by Framework and Master-Agreement Orders, by Region, 2017-2040 (USD Million) 267
Table 124. Global Medical Imaging Equipment Maintenance Services Market Size, by Framework and Master-Agreement Orders, by Group, 2017-2040 (USD Million) 268
Table 125. Global Medical Imaging Equipment Maintenance Services Market Size, by Framework and Master-Agreement Orders, by Country, 2017-2040 (USD Million) 268
Table 126. Global Medical Imaging Equipment Maintenance Services Market, by Service Provider Relationship growth contribution, 2025-2032 273
Table 127. Global Medical Imaging Equipment Maintenance Services Market Size, by Service Provider Relationship, 2017-2040 (USD Million) 273
Table 128. Global Medical Imaging Equipment Maintenance Services Market Size, by Manufacturer-Provided Service, by Region, 2017-2040 (USD Million) 276
Table 129. Global Medical Imaging Equipment Maintenance Services Market Size, by Manufacturer-Provided Service, by Group, 2017-2040 (USD Million) 277

Table 130. Global Medical Imaging Equipment Maintenance Services Market Size, by Manufacturer-Provided Service, by Country, 2017-2040 (USD Million) 277
Table 131. Global Medical Imaging Equipment Maintenance Services Market Size, by Third-Party Service, by Region, 2017-2040 (USD Million) 281
Table 132. Global Medical Imaging Equipment Maintenance Services Market Size, by Third-Party Service, by Group, 2017-2040 (USD Million) 281
Table 133. Global Medical Imaging Equipment Maintenance Services Market Size, by Third-Party Service, by Country, 2017-2040 (USD Million) 282
Table 134. Global Medical Imaging Equipment Maintenance Services Market, by Contract Coverage growth contribution, 2025-2032 287
Table 135. Global Medical Imaging Equipment Maintenance Services Market Size, by Contract Coverage, 2017-2040 (USD Million) 287
Table 136. Global Medical Imaging Equipment Maintenance Services Market Size, by Full-Service Coverage, by Region, 2017-2040 (USD Million) 290
Table 137. Global Medical Imaging Equipment Maintenance Services Market Size, by Full-Service Coverage, by Group, 2017-2040 (USD Million) 291
Table 138. Global Medical Imaging Equipment Maintenance Services Market Size, by Full-Service Coverage, by Country, 2017-2040 (USD Million) 291
Table 139. Global Medical Imaging Equipment Maintenance Services Market Size, by Limited-Service Coverage, by Region, 2017-2040 (USD Million) 295
Table 140. Global Medical Imaging Equipment Maintenance Services Market Size, by Limited-Service Coverage, by Group, 2017-2040 (USD Million) 295
Table 141. Global Medical Imaging Equipment Maintenance Services Market Size, by Limited-Service Coverage, by Country, 2017-2040 (USD Million) 296
Table 142. Global Medical Imaging Equipment Maintenance Services Market Size, by Event-Specific Service, by Region, 2017-2040 (USD Million) 300
Table 143. Global Medical Imaging Equipment Maintenance Services Market Size, by Event-Specific Service, by Group, 2017-2040 (USD Million) 300
Table 144. Global Medical Imaging Equipment Maintenance Services Market Size, by Event-Specific Service, by Country, 2017-2040 (USD Million) 301
Table 145. Global Medical Imaging Equipment Maintenance Services Market Size, by Shared Maintenance Coverage, by Region, 2017-2040 (USD Million) 304
Table 146. Global Medical Imaging Equipment Maintenance Services Market Size, by Shared Maintenance Coverage, by Group, 2017-2040 (USD Million) 305
Table 147. Global Medical Imaging Equipment Maintenance Services Market Size, by Shared Maintenance Coverage, by Country, 2017-2040 (USD Million) 305
Table 148. Global Medical Imaging Equipment Maintenance Services Market, by Pricing Model growth contribution, 2025-2032 310
Table 149. Global Medical Imaging Equipment Maintenance Services Market Size, by Pricing Model, 2017-2040 (USD Million) 311
Table 150. Global Medical Imaging Equipment Maintenance Services Market Size, by Fixed Periodic Fees, by Region, 2017-2040 (USD Million) 314
Table 151. Global Medical Imaging Equipment Maintenance Services Market Size, by Fixed Periodic Fees, by Group, 2017-2040 (USD Million) 314

Table 152. Global Medical Imaging Equipment Maintenance Services Market Size, by Fixed Periodic Fees, by Country, 2017-2040 (USD Million) 315
Table 153. Global Medical Imaging Equipment Maintenance Services Market Size, by Hybrid Pricing, by Region, 2017-2040 (USD Million) 318
Table 154. Global Medical Imaging Equipment Maintenance Services Market Size, by Hybrid Pricing, by Group, 2017-2040 (USD Million) 319
Table 155. Global Medical Imaging Equipment Maintenance Services Market Size, by Hybrid Pricing, by Country, 2017-2040 (USD Million) 319
Table 156. Global Medical Imaging Equipment Maintenance Services Market Size, by Time-and-Materials Pricing, by Region, 2017-2040 (USD Million) 323
Table 157. Global Medical Imaging Equipment Maintenance Services Market Size, by Time-and-Materials Pricing, by Group, 2017-2040 (USD Million) 323
Table 158. Global Medical Imaging Equipment Maintenance Services Market Size, by Time-and-Materials Pricing, by Country, 2017-2040 (USD Million) 324
Table 159. Global Medical Imaging Equipment Maintenance Services Market Size, by Fixed Per-Event Fees, by Region, 2017-2040 (USD Million) 328
Table 160. Global Medical Imaging Equipment Maintenance Services Market Size, by Fixed Per-Event Fees, by Group, 2017-2040 (USD Million) 328
Table 161. Global Medical Imaging Equipment Maintenance Services Market Size, by Fixed Per-Event Fees, by Country, 2017-2040 (USD Million) 329
Table 162. Global Medical Imaging Equipment Maintenance Services Market Size, by Usage-Based Fees, by Region, 2017-2040 (USD Million) 332
Table 163. Global Medical Imaging Equipment Maintenance Services Market Size, by Usage-Based Fees, by Group, 2017-2040 (USD Million) 333
Table 164. Global Medical Imaging Equipment Maintenance Services Market Size, by Usage-Based Fees, by Country, 2017-2040 (USD Million) 333
Table 165. Global Medical Imaging Equipment Maintenance Services Market, by Vendor Scope growth contribution, 2025-2032 338
Table 166. Global Medical Imaging Equipment Maintenance Services Market Size, by Vendor Scope, 2017-2040 (USD Million) 338
Table 167. Global Medical Imaging Equipment Maintenance Services Market Size, by Single-Vendor Coverage, by Region, 2017-2040 (USD Million) 340
Table 168. Global Medical Imaging Equipment Maintenance Services Market Size, by Single-Vendor Coverage, by Group, 2017-2040 (USD Million) 341
Table 169. Global Medical Imaging Equipment Maintenance Services Market Size, by Single-Vendor Coverage, by Country, 2017-2040 (USD Million) 341
Table 170. Global Medical Imaging Equipment Maintenance Services Market Size, by Multi-Vendor Coverage, by Region, 2017-2040 (USD Million) 345
Table 171. Global Medical Imaging Equipment Maintenance Services Market Size, by Multi-Vendor Coverage, by Group, 2017-2040 (USD Million) 345
Table 172. Global Medical Imaging Equipment Maintenance Services Market Size, by Multi-Vendor Coverage, by Country, 2017-2040 (USD Million) 346
Table 173. Global Medical Imaging Equipment Maintenance Services Market, by Equipment Support Lifecycle growth contribution, 2025-2032 351

Table 174. Global Medical Imaging Equipment Maintenance Services Market Size, by Equipment Support Lifecycle, 2017-2040 (USD Million) 351
Table 175. Global Medical Imaging Equipment Maintenance Services Market Size, by Within Manufacturer Support, by Region, 2017-2040 (USD Million) 354
Table 176. Global Medical Imaging Equipment Maintenance Services Market Size, by Within Manufacturer Support, by Group, 2017-2040 (USD Million) 354
Table 177. Global Medical Imaging Equipment Maintenance Services Market Size, by Within Manufacturer Support, by Country, 2017-2040 (USD Million) 355
Table 178. Global Medical Imaging Equipment Maintenance Services Market Size, by Beyond Manufacturer Support, by Region, 2017-2040 (USD Million) 359
Table 179. Global Medical Imaging Equipment Maintenance Services Market Size, by Beyond Manufacturer Support, by Group, 2017-2040 (USD Million) 359
Table 180. Global Medical Imaging Equipment Maintenance Services Market Size, by Beyond Manufacturer Support, by Country, 2017-2040 (USD Million) 360
Table 181. Global Medical Imaging Equipment Maintenance Services Market, by Region growth contribution, 2025-2032 368
Table 182. Global Medical Imaging Equipment Maintenance Services Market Size, by Region, 2017-2040 (USD Million) 368
Table 183. North America Medical Imaging Equipment Maintenance Services Market, by Country growth contribution, 2025-2032 371
Table 184. North America Medical Imaging Equipment Maintenance Services Market Size, by Region, 2017-2040 (USD Million) 371
Table 185. North America Medical Imaging Equipment Maintenance Services Market Size, by Maintenance Function, 2017-2040 (USD Million) 371
Table 186. North America Medical Imaging Equipment Maintenance Services Market Size, by Imaging Modality, 2017-2040 (USD Million) 372
Table 187. North America Medical Imaging Equipment Maintenance Services Market Size, by Hybrid Imaging, 2017-2040 (USD Million) 372
Table 188. North America Medical Imaging Equipment Maintenance Services Market Size, by Nuclear Medicine Imaging, 2017-2040 (USD Million) 372
Table 189. North America Medical Imaging Equipment Maintenance Services Market Size, by Clinical Use, 2017-2040 (USD Million) 373
Table 190. North America Medical Imaging Equipment Maintenance Services Market Size, by End User, 2017-2040 (USD Million) 373
Table 191. North America Medical Imaging Equipment Maintenance Services Market Size, by Service Delivery, 2017-2040 (USD Million) 373
Table 192. North America Medical Imaging Equipment Maintenance Services Market Size, by Procurement Route, 2017-2040 (USD Million) 374
Table 193. North America Medical Imaging Equipment Maintenance Services Market Size, by Service Provider Relationship, 2017-2040 (USD Million) 374
Table 194. North America Medical Imaging Equipment Maintenance Services Market Size, by Contract Coverage, 2017-2040 (USD Million) 374
Table 195. North America Medical Imaging Equipment Maintenance Services Market Size, by Pricing Model, 2017-2040 (USD Million) 374

Table 196. North America Medical Imaging Equipment Maintenance Services Market Size, by Vendor Scope, 2017-2040 (USD Million) 375
Table 197. North America Medical Imaging Equipment Maintenance Services Market Size, by Equipment Support Lifecycle, 2017-2040 (USD Million) 375
Table 198. Asia-Pacific Medical Imaging Equipment Maintenance Services Market, by Country growth contribution, 2025-2032 386
Table 199. Asia-Pacific Medical Imaging Equipment Maintenance Services Market Size, by Region, 2017-2040 (USD Million) 387
Table 200. Asia-Pacific Medical Imaging Equipment Maintenance Services Market Size, by Maintenance Function, 2017-2040 (USD Million) 387
Table 201. Asia-Pacific Medical Imaging Equipment Maintenance Services Market Size, by Imaging Modality, 2017-2040 (USD Million) 388
Table 202. Asia-Pacific Medical Imaging Equipment Maintenance Services Market Size, by Hybrid Imaging, 2017-2040 (USD Million) 388
Table 203. Asia-Pacific Medical Imaging Equipment Maintenance Services Market Size, by Nuclear Medicine Imaging, 2017-2040 (USD Million) 388
Table 204. Asia-Pacific Medical Imaging Equipment Maintenance Services Market Size, by Clinical Use, 2017-2040 (USD Million) 389
Table 205. Asia-Pacific Medical Imaging Equipment Maintenance Services Market Size, by End User, 2017-2040 (USD Million) 389
Table 206. Asia-Pacific Medical Imaging Equipment Maintenance Services Market Size, by Service Delivery, 2017-2040 (USD Million) 389
Table 207. Asia-Pacific Medical Imaging Equipment Maintenance Services Market Size, by Procurement Route, 2017-2040 (USD Million) 390
Table 208. Asia-Pacific Medical Imaging Equipment Maintenance Services Market Size, by Service Provider Relationship, 2017-2040 (USD Million) 390
Table 209. Asia-Pacific Medical Imaging Equipment Maintenance Services Market Size, by Contract Coverage, 2017-2040 (USD Million) 390
Table 210. Asia-Pacific Medical Imaging Equipment Maintenance Services Market Size, by Pricing Model, 2017-2040 (USD Million) 390
Table 211. Asia-Pacific Medical Imaging Equipment Maintenance Services Market Size, by Vendor Scope, 2017-2040 (USD Million) 391
Table 212. Asia-Pacific Medical Imaging Equipment Maintenance Services Market Size, by Equipment Support Lifecycle, 2017-2040 (USD Million) 391
Table 213. Europe Medical Imaging Equipment Maintenance Services Market, by Country growth contribution, 2025-2032 403
Table 214. Europe Medical Imaging Equipment Maintenance Services Market Size, by Region, 2017-2040 (USD Million) 404
Table 215. Europe Medical Imaging Equipment Maintenance Services Market Size, by Maintenance Function, 2017-2040 (USD Million) 404
Table 216. Europe Medical Imaging Equipment Maintenance Services Market Size, by Imaging Modality, 2017-2040 (USD Million) 405
Table 217. Europe Medical Imaging Equipment Maintenance Services Market Size, by Hybrid Imaging, 2017-2040 (USD Million) 405

Table 218. Europe Medical Imaging Equipment Maintenance Services Market Size, by Nuclear Medicine Imaging, 2017-2040 (USD Million) 405
Table 219. Europe Medical Imaging Equipment Maintenance Services Market Size, by Clinical Use, 2017-2040 (USD Million) 406
Table 220. Europe Medical Imaging Equipment Maintenance Services Market Size, by End User, 2017-2040 (USD Million) 406
Table 221. Europe Medical Imaging Equipment Maintenance Services Market Size, by Service Delivery, 2017-2040 (USD Million) 406
Table 222. Europe Medical Imaging Equipment Maintenance Services Market Size, by Procurement Route, 2017-2040 (USD Million) 407
Table 223. Europe Medical Imaging Equipment Maintenance Services Market Size, by Service Provider Relationship, 2017-2040 (USD Million) 407
Table 224. Europe Medical Imaging Equipment Maintenance Services Market Size, by Contract Coverage, 2017-2040 (USD Million) 407
Table 225. Europe Medical Imaging Equipment Maintenance Services Market Size, by Pricing Model, 2017-2040 (USD Million) 407
Table 226. Europe Medical Imaging Equipment Maintenance Services Market Size, by Vendor Scope, 2017-2040 (USD Million) 408
Table 227. Europe Medical Imaging Equipment Maintenance Services Market Size, by Equipment Support Lifecycle, 2017-2040 (USD Million) 408
Table 228. Latin America Medical Imaging Equipment Maintenance Services Market, by Country growth contribution, 2025-2032 419
Table 229. Latin America Medical Imaging Equipment Maintenance Services Market Size, by Region, 2017-2040 (USD Million) 419
Table 230. Latin America Medical Imaging Equipment Maintenance Services Market Size, by Maintenance Function, 2017-2040 (USD Million) 419
Table 231. Latin America Medical Imaging Equipment Maintenance Services Market Size, by Imaging Modality, 2017-2040 (USD Million) 420
Table 232. Latin America Medical Imaging Equipment Maintenance Services Market Size, by Hybrid Imaging, 2017-2040 (USD Million) 420
Table 233. Latin America Medical Imaging Equipment Maintenance Services Market Size, by Nuclear Medicine Imaging, 2017-2040 (USD Million) 420
Table 234. Latin America Medical Imaging Equipment Maintenance Services Market Size, by Clinical Use, 2017-2040 (USD Million) 421
Table 235. Latin America Medical Imaging Equipment Maintenance Services Market Size, by End User, 2017-2040 (USD Million) 421
Table 236. Latin America Medical Imaging Equipment Maintenance Services Market Size, by Service Delivery, 2017-2040 (USD Million) 421
Table 237. Latin America Medical Imaging Equipment Maintenance Services Market Size, by Procurement Route, 2017-2040 (USD Million) 422
Table 238. Latin America Medical Imaging Equipment Maintenance Services Market Size, by Service Provider Relationship, 2017-2040 (USD Million) 422
Table 239. Latin America Medical Imaging Equipment Maintenance Services Market Size, by Contract Coverage, 2017-2040 (USD Million) 422

Table 240. Latin America Medical Imaging Equipment Maintenance Services Market Size, by Pricing Model, 2017-2040 (USD Million) 422
Table 241. Latin America Medical Imaging Equipment Maintenance Services Market Size, by Vendor Scope, 2017-2040 (USD Million) 423
Table 242. Latin America Medical Imaging Equipment Maintenance Services Market Size, by Equipment Support Lifecycle, 2017-2040 (USD Million) 423
Table 243. Middle East Medical Imaging Equipment Maintenance Services Market, by Country growth contribution, 2025-2032 434
Table 244. Middle East Medical Imaging Equipment Maintenance Services Market Size, by Region, 2017-2040 (USD Million) 434
Table 245. Middle East Medical Imaging Equipment Maintenance Services Market Size, by Maintenance Function, 2017-2040 (USD Million) 434
Table 246. Middle East Medical Imaging Equipment Maintenance Services Market Size, by Imaging Modality, 2017-2040 (USD Million) 435
Table 247. Middle East Medical Imaging Equipment Maintenance Services Market Size, by Hybrid Imaging, 2017-2040 (USD Million) 435
Table 248. Middle East Medical Imaging Equipment Maintenance Services Market Size, by Nuclear Medicine Imaging, 2017-2040 (USD Million) 435
Table 249. Middle East Medical Imaging Equipment Maintenance Services Market Size, by Clinical Use, 2017-2040 (USD Million) 436
Table 250. Middle East Medical Imaging Equipment Maintenance Services Market Size, by End User, 2017-2040 (USD Million) 436
Table 251. Middle East Medical Imaging Equipment Maintenance Services Market Size, by Service Delivery, 2017-2040 (USD Million) 436
Table 252. Middle East Medical Imaging Equipment Maintenance Services Market Size, by Procurement Route, 2017-2040 (USD Million) 437
Table 253. Middle East Medical Imaging Equipment Maintenance Services Market Size, by Service Provider Relationship, 2017-2040 (USD Million) 437
Table 254. Middle East Medical Imaging Equipment Maintenance Services Market Size, by Contract Coverage, 2017-2040 (USD Million) 437
Table 255. Middle East Medical Imaging Equipment Maintenance Services Market Size, by Pricing Model, 2017-2040 (USD Million) 437
Table 256. Middle East Medical Imaging Equipment Maintenance Services Market Size, by Vendor Scope, 2017-2040 (USD Million) 438
Table 257. Middle East Medical Imaging Equipment Maintenance Services Market Size, by Equipment Support Lifecycle, 2017-2040 (USD Million) 438
Table 258. Africa Medical Imaging Equipment Maintenance Services Market, by Country growth contribution, 2025-2032 449
Table 259. Africa Medical Imaging Equipment Maintenance Services Market Size, by Region, 2017-2040 (USD Million) 449
Table 260. Africa Medical Imaging Equipment Maintenance Services Market Size, by Maintenance Function, 2017-2040 (USD Million) 449
Table 261. Africa Medical Imaging Equipment Maintenance Services Market Size, by Imaging Modality, 2017-2040 (USD Million) 450

Table 262. Africa Medical Imaging Equipment Maintenance Services Market Size, by Hybrid Imaging, 2017-2040 (USD Million) 450
Table 263. Africa Medical Imaging Equipment Maintenance Services Market Size, by Nuclear Medicine Imaging, 2017-2040 (USD Million) 450
Table 264. Africa Medical Imaging Equipment Maintenance Services Market Size, by Clinical Use, 2017-2040 (USD Million) 451
Table 265. Africa Medical Imaging Equipment Maintenance Services Market Size, by End User, 2017-2040 (USD Million) 451
Table 266. Africa Medical Imaging Equipment Maintenance Services Market Size, by Service Delivery, 2017-2040 (USD Million) 451
Table 267. Africa Medical Imaging Equipment Maintenance Services Market Size, by Procurement Route, 2017-2040 (USD Million) 452
Table 268. Africa Medical Imaging Equipment Maintenance Services Market Size, by Service Provider Relationship, 2017-2040 (USD Million) 452
Table 269. Africa Medical Imaging Equipment Maintenance Services Market Size, by Contract Coverage, 2017-2040 (USD Million) 452
Table 270. Africa Medical Imaging Equipment Maintenance Services Market Size, by Pricing Model, 2017-2040 (USD Million) 452
Table 271. Africa Medical Imaging Equipment Maintenance Services Market Size, by Vendor Scope, 2017-2040 (USD Million) 453
Table 272. Africa Medical Imaging Equipment Maintenance Services Market Size, by Equipment Support Lifecycle, 2017-2040 (USD Million) 453
Table 273. Global Medical Imaging Equipment Maintenance Services Market Size, by Group, 2017-2040 (USD Million) 466
Table 274. G7 Medical Imaging Equipment Maintenance Services Market, by Country growth contribution, 2025-2032 469
Table 275. G7 Medical Imaging Equipment Maintenance Services Market Size, by Group, 2017-2040 (USD Million) 469
Table 276. G7 Medical Imaging Equipment Maintenance Services Market Size, by Maintenance Function, 2017-2040 (USD Million) 469
Table 277. G7 Medical Imaging Equipment Maintenance Services Market Size, by Imaging Modality, 2017-2040 (USD Million) 470
Table 278. G7 Medical Imaging Equipment Maintenance Services Market Size, by Hybrid Imaging, 2017-2040 (USD Million) 470
Table 279. G7 Medical Imaging Equipment Maintenance Services Market Size, by Nuclear Medicine Imaging, 2017-2040 (USD Million) 470
Table 280. G7 Medical Imaging Equipment Maintenance Services Market Size, by Clinical Use, 2017-2040 (USD Million) 471
Table 281. G7 Medical Imaging Equipment Maintenance Services Market Size, by End User, 2017-2040 (USD Million) 471
Table 282. G7 Medical Imaging Equipment Maintenance Services Market Size, by Service Delivery, 2017-2040 (USD Million) 471
Table 283. G7 Medical Imaging Equipment Maintenance Services Market Size, by Procurement Route, 2017-2040 (USD Million) 472

Table 284. G7 Medical Imaging Equipment Maintenance Services Market Size, by Service Provider Relationship, 2017-2040 (USD Million) 472
Table 285. G7 Medical Imaging Equipment Maintenance Services Market Size, by Contract Coverage, 2017-2040 (USD Million) 472
Table 286. G7 Medical Imaging Equipment Maintenance Services Market Size, by Pricing Model, 2017-2040 (USD Million) 472
Table 287. G7 Medical Imaging Equipment Maintenance Services Market Size, by Vendor Scope, 2017-2040 (USD Million) 473
Table 288. G7 Medical Imaging Equipment Maintenance Services Market Size, by Equipment Support Lifecycle, 2017-2040 (USD Million) 473
Table 289. NATO Medical Imaging Equipment Maintenance Services Market, by Country growth contribution, 2025-2032 483
Table 290. NATO Medical Imaging Equipment Maintenance Services Market Size, by Group, 2017-2040 (USD Million) 485
Table 291. NATO Medical Imaging Equipment Maintenance Services Market Size, by Maintenance Function, 2017-2040 (USD Million) 486
Table 292. NATO Medical Imaging Equipment Maintenance Services Market Size, by Imaging Modality, 2017-2040 (USD Million) 486
Table 293. NATO Medical Imaging Equipment Maintenance Services Market Size, by Hybrid Imaging, 2017-2040 (USD Million) 487
Table 294. NATO Medical Imaging Equipment Maintenance Services Market Size, by Nuclear Medicine Imaging, 2017-2040 (USD Million) 487
Table 295. NATO Medical Imaging Equipment Maintenance Services Market Size, by Clinical Use, 2017-2040 (USD Million) 487
Table 296. NATO Medical Imaging Equipment Maintenance Services Market Size, by End User, 2017-2040 (USD Million) 488
Table 297. NATO Medical Imaging Equipment Maintenance Services Market Size, by Service Delivery, 2017-2040 (USD Million) 488
Table 298. NATO Medical Imaging Equipment Maintenance Services Market Size, by Procurement Route, 2017-2040 (USD Million) 488
Table 299. NATO Medical Imaging Equipment Maintenance Services Market Size, by Service Provider Relationship, 2017-2040 (USD Million) 489
Table 300. NATO Medical Imaging Equipment Maintenance Services Market Size, by Contract Coverage, 2017-2040 (USD Million) 489
Table 301. NATO Medical Imaging Equipment Maintenance Services Market Size, by Pricing Model, 2017-2040 (USD Million) 489
Table 302. NATO Medical Imaging Equipment Maintenance Services Market Size, by Vendor Scope, 2017-2040 (USD Million) 489
Table 303. NATO Medical Imaging Equipment Maintenance Services Market Size, by Equipment Support Lifecycle, 2017-2040 (USD Million) 490
Table 304. BRICS Medical Imaging Equipment Maintenance Services Market, by Country growth contribution, 2025-2032 501
Table 305. BRICS Medical Imaging Equipment Maintenance Services Market Size, by Group, 2017-2040 (USD Million) 501

Table 306. BRICS Medical Imaging Equipment Maintenance Services Market Size, by Maintenance Function, 2017-2040 (USD Million) 501
Table 307. BRICS Medical Imaging Equipment Maintenance Services Market Size, by Imaging Modality, 2017-2040 (USD Million) 502
Table 308. BRICS Medical Imaging Equipment Maintenance Services Market Size, by Hybrid Imaging, 2017-2040 (USD Million) 502
Table 309. BRICS Medical Imaging Equipment Maintenance Services Market Size, by Nuclear Medicine Imaging, 2017-2040 (USD Million) 502
Table 310. BRICS Medical Imaging Equipment Maintenance Services Market Size, by Clinical Use, 2017-2040 (USD Million) 503
Table 311. BRICS Medical Imaging Equipment Maintenance Services Market Size, by End User, 2017-2040 (USD Million) 503
Table 312. BRICS Medical Imaging Equipment Maintenance Services Market Size, by Service Delivery, 2017-2040 (USD Million) 503
Table 313. BRICS Medical Imaging Equipment Maintenance Services Market Size, by Procurement Route, 2017-2040 (USD Million) 504
Table 314. BRICS Medical Imaging Equipment Maintenance Services Market Size, by Service Provider Relationship, 2017-2040 (USD Million) 504
Table 315. BRICS Medical Imaging Equipment Maintenance Services Market Size, by Contract Coverage, 2017-2040 (USD Million) 504
Table 316. BRICS Medical Imaging Equipment Maintenance Services Market Size, by Pricing Model, 2017-2040 (USD Million) 504
Table 317. BRICS Medical Imaging Equipment Maintenance Services Market Size, by Vendor Scope, 2017-2040 (USD Million) 505
Table 318. BRICS Medical Imaging Equipment Maintenance Services Market Size, by Equipment Support Lifecycle, 2017-2040 (USD Million) 505
Table 319. European Union Medical Imaging Equipment Maintenance Services Market, by Country growth contribution, 2025-2032 516
Table 320. European Union Medical Imaging Equipment Maintenance Services Market Size, by Group, 2017-2040 (USD Million) 517
Table 321. European Union Medical Imaging Equipment Maintenance Services Market Size, by Maintenance Function, 2017-2040 (USD Million) 518
Table 322. European Union Medical Imaging Equipment Maintenance Services Market Size, by Imaging Modality, 2017-2040 (USD Million) 518
Table 323. European Union Medical Imaging Equipment Maintenance Services Market Size, by Hybrid Imaging, 2017-2040 (USD Million) 519
Table 324. European Union Medical Imaging Equipment Maintenance Services Market Size, by Nuclear Medicine Imaging, 2017-2040 (USD Million) 519
Table 325. European Union Medical Imaging Equipment Maintenance Services Market Size, by Clinical Use, 2017-2040 (USD Million) 519
Table 326. European Union Medical Imaging Equipment Maintenance Services Market Size, by End User, 2017-2040 (USD Million) 520
Table 327. European Union Medical Imaging Equipment Maintenance Services Market Size, by Service Delivery, 2017-2040 (USD Million) 520

Table 328. European Union Medical Imaging Equipment Maintenance Services Market Size, by Procurement Route, 2017-2040 (USD Million) 520
Table 329. European Union Medical Imaging Equipment Maintenance Services Market Size, by Service Provider Relationship, 2017-2040 (USD Million) 521
Table 330. European Union Medical Imaging Equipment Maintenance Services Market Size, by Contract Coverage, 2017-2040 (USD Million) 521
Table 331. European Union Medical Imaging Equipment Maintenance Services Market Size, by Pricing Model, 2017-2040 (USD Million) 521
Table 332. European Union Medical Imaging Equipment Maintenance Services Market Size, by Vendor Scope, 2017-2040 (USD Million) 521
Table 333. European Union Medical Imaging Equipment Maintenance Services Market Size, by Equipment Support Lifecycle, 2017-2040 (USD Million) 522
Table 334. ASEAN Medical Imaging Equipment Maintenance Services Market, by Country growth contribution, 2025-2032 533
Table 335. ASEAN Medical Imaging Equipment Maintenance Services Market Size, by Group, 2017-2040 (USD Million) 533
Table 336. ASEAN Medical Imaging Equipment Maintenance Services Market Size, by Maintenance Function, 2017-2040 (USD Million) 534
Table 337. ASEAN Medical Imaging Equipment Maintenance Services Market Size, by Imaging Modality, 2017-2040 (USD Million) 534
Table 338. ASEAN Medical Imaging Equipment Maintenance Services Market Size, by Hybrid Imaging, 2017-2040 (USD Million) 535
Table 339. ASEAN Medical Imaging Equipment Maintenance Services Market Size, by Nuclear Medicine Imaging, 2017-2040 (USD Million) 535
Table 340. ASEAN Medical Imaging Equipment Maintenance Services Market Size, by Clinical Use, 2017-2040 (USD Million) 535
Table 341. ASEAN Medical Imaging Equipment Maintenance Services Market Size, by End User, 2017-2040 (USD Million) 536
Table 342. ASEAN Medical Imaging Equipment Maintenance Services Market Size, by Service Delivery, 2017-2040 (USD Million) 536
Table 343. ASEAN Medical Imaging Equipment Maintenance Services Market Size, by Procurement Route, 2017-2040 (USD Million) 536
Table 344. ASEAN Medical Imaging Equipment Maintenance Services Market Size, by Service Provider Relationship, 2017-2040 (USD Million) 537
Table 345. ASEAN Medical Imaging Equipment Maintenance Services Market Size, by Contract Coverage, 2017-2040 (USD Million) 537
Table 346. ASEAN Medical Imaging Equipment Maintenance Services Market Size, by Pricing Model, 2017-2040 (USD Million) 537
Table 347. ASEAN Medical Imaging Equipment Maintenance Services Market Size, by Vendor Scope, 2017-2040 (USD Million) 537
Table 348. ASEAN Medical Imaging Equipment Maintenance Services Market Size, by Equipment Support Lifecycle, 2017-2040 (USD Million) 538
Table 349. GCC Medical Imaging Equipment Maintenance Services Market, by Country growth contribution, 2025-2032 549

Table 350. GCC Medical Imaging Equipment Maintenance Services Market Size, by Group, 2017-2040 (USD Million) 549
Table 351. GCC Medical Imaging Equipment Maintenance Services Market Size, by Maintenance Function, 2017-2040 (USD Million) 549
Table 352. GCC Medical Imaging Equipment Maintenance Services Market Size, by Imaging Modality, 2017-2040 (USD Million) 550
Table 353. GCC Medical Imaging Equipment Maintenance Services Market Size, by Hybrid Imaging, 2017-2040 (USD Million) 550
Table 354. GCC Medical Imaging Equipment Maintenance Services Market Size, by Nuclear Medicine Imaging, 2017-2040 (USD Million) 550
Table 355. GCC Medical Imaging Equipment Maintenance Services Market Size, by Clinical Use, 2017-2040 (USD Million) 551
Table 356. GCC Medical Imaging Equipment Maintenance Services Market Size, by End User, 2017-2040 (USD Million) 551
Table 357. GCC Medical Imaging Equipment Maintenance Services Market Size, by Service Delivery, 2017-2040 (USD Million) 551
Table 358. GCC Medical Imaging Equipment Maintenance Services Market Size, by Procurement Route, 2017-2040 (USD Million) 552
Table 359. GCC Medical Imaging Equipment Maintenance Services Market Size, by Service Provider Relationship, 2017-2040 (USD Million) 552
Table 360. GCC Medical Imaging Equipment Maintenance Services Market Size, by Contract Coverage, 2017-2040 (USD Million) 552
Table 361. GCC Medical Imaging Equipment Maintenance Services Market Size, by Pricing Model, 2017-2040 (USD Million) 552
Table 362. GCC Medical Imaging Equipment Maintenance Services Market Size, by Vendor Scope, 2017-2040 (USD Million) 553
Table 363. GCC Medical Imaging Equipment Maintenance Services Market Size, by Equipment Support Lifecycle, 2017-2040 (USD Million) 553
Table 364. Global Medical Imaging Equipment Maintenance Services Market, by Country growth contribution, 2025-2032 568
Table 365. Global Medical Imaging Equipment Maintenance Services Market Size, by Country, 2017-2040 (USD Million) 569
Table 366. United States Medical Imaging Equipment Maintenance Services Market Size, 2017-2040 (USD Million) 572
Table 367. United States Medical Imaging Equipment Maintenance Services Market Size, by Maintenance Function, 2017-2040 (USD Million) 573
Table 368. United States Medical Imaging Equipment Maintenance Services Market Size, by Imaging Modality, 2017-2040 (USD Million) 573
Table 369. United States Medical Imaging Equipment Maintenance Services Market Size, by Hybrid Imaging, 2017-2040 (USD Million) 574
Table 370. United States Medical Imaging Equipment Maintenance Services Market Size, by Nuclear Medicine Imaging, 2017-2040 (USD Million) 574
Table 371. United States Medical Imaging Equipment Maintenance Services Market Size, by Clinical Use, 2017-2040 (USD Million) 574

Table 372. United States Medical Imaging Equipment Maintenance Services Market Size, by End User, 2017-2040 (USD Million) 575
Table 373. United States Medical Imaging Equipment Maintenance Services Market Size, by Service Delivery, 2017-2040 (USD Million) 575
Table 374. United States Medical Imaging Equipment Maintenance Services Market Size, by Procurement Route, 2017-2040 (USD Million) 575
Table 375. United States Medical Imaging Equipment Maintenance Services Market Size, by Service Provider Relationship, 2017-2040 (USD Million) 576
Table 376. United States Medical Imaging Equipment Maintenance Services Market Size, by Contract Coverage, 2017-2040 (USD Million) 576
Table 377. United States Medical Imaging Equipment Maintenance Services Market Size, by Pricing Model, 2017-2040 (USD Million) 576
Table 378. United States Medical Imaging Equipment Maintenance Services Market Size, by Vendor Scope, 2017-2040 (USD Million) 576
Table 379. United States Medical Imaging Equipment Maintenance Services Market Size, by Equipment Support Lifecycle, 2017-2040 (USD Million) 577
Table 380. China Medical Imaging Equipment Maintenance Services Market Size, 2017-2040 (USD Million) 587
Table 381. China Medical Imaging Equipment Maintenance Services Market Size, by Maintenance Function, 2017-2040 (USD Million) 588
Table 382. China Medical Imaging Equipment Maintenance Services Market Size, by Imaging Modality, 2017-2040 (USD Million) 588
Table 383. China Medical Imaging Equipment Maintenance Services Market Size, by Hybrid Imaging, 2017-2040 (USD Million) 589
Table 384. China Medical Imaging Equipment Maintenance Services Market Size, by Nuclear Medicine Imaging, 2017-2040 (USD Million) 589
Table 385. China Medical Imaging Equipment Maintenance Services Market Size, by Clinical Use, 2017-2040 (USD Million) 589
Table 386. China Medical Imaging Equipment Maintenance Services Market Size, by End User, 2017-2040 (USD Million) 590
Table 387. China Medical Imaging Equipment Maintenance Services Market Size, by Service Delivery, 2017-2040 (USD Million) 590
Table 388. China Medical Imaging Equipment Maintenance Services Market Size, by Procurement Route, 2017-2040 (USD Million) 590
Table 389. China Medical Imaging Equipment Maintenance Services Market Size, by Service Provider Relationship, 2017-2040 (USD Million) 591
Table 390. China Medical Imaging Equipment Maintenance Services Market Size, by Contract Coverage, 2017-2040 (USD Million) 591
Table 391. China Medical Imaging Equipment Maintenance Services Market Size, by Pricing Model, 2017-2040 (USD Million) 591
Table 392. China Medical Imaging Equipment Maintenance Services Market Size, by Vendor Scope, 2017-2040 (USD Million) 591
Table 393. China Medical Imaging Equipment Maintenance Services Market Size, by Equipment Support Lifecycle, 2017-2040 (USD Million) 592

Table 394. Japan Medical Imaging Equipment Maintenance Services Market Size, 2017-2040 (USD Million) 602
Table 395. Japan Medical Imaging Equipment Maintenance Services Market Size, by Maintenance Function, 2017-2040 (USD Million) 603
Table 396. Japan Medical Imaging Equipment Maintenance Services Market Size, by Imaging Modality, 2017-2040 (USD Million) 603
Table 397. Japan Medical Imaging Equipment Maintenance Services Market Size, by Hybrid Imaging, 2017-2040 (USD Million) 604
Table 398. Japan Medical Imaging Equipment Maintenance Services Market Size, by Nuclear Medicine Imaging, 2017-2040 (USD Million) 604
Table 399. Japan Medical Imaging Equipment Maintenance Services Market Size, by Clinical Use, 2017-2040 (USD Million) 604
Table 400. Japan Medical Imaging Equipment Maintenance Services Market Size, by End User, 2017-2040 (USD Million) 605
Table 401. Japan Medical Imaging Equipment Maintenance Services Market Size, by Service Delivery, 2017-2040 (USD Million) 605
Table 402. Japan Medical Imaging Equipment Maintenance Services Market Size, by Procurement Route, 2017-2040 (USD Million) 605
Table 403. Japan Medical Imaging Equipment Maintenance Services Market Size, by Service Provider Relationship, 2017-2040 (USD Million) 606
Table 404. Japan Medical Imaging Equipment Maintenance Services Market Size, by Contract Coverage, 2017-2040 (USD Million) 606
Table 405. Japan Medical Imaging Equipment Maintenance Services Market Size, by Pricing Model, 2017-2040 (USD Million) 606
Table 406. Japan Medical Imaging Equipment Maintenance Services Market Size, by Vendor Scope, 2017-2040 (USD Million) 606
Table 407. Japan Medical Imaging Equipment Maintenance Services Market Size, by Equipment Support Lifecycle, 2017-2040 (USD Million) 607
Table 408. Germany Medical Imaging Equipment Maintenance Services Market Size, 2017-2040 (USD Million) 617
Table 409. Germany Medical Imaging Equipment Maintenance Services Market Size, by Maintenance Function, 2017-2040 (USD Million) 618
Table 410. Germany Medical Imaging Equipment Maintenance Services Market Size, by Imaging Modality, 2017-2040 (USD Million) 618
Table 411. Germany Medical Imaging Equipment Maintenance Services Market Size, by Hybrid Imaging, 2017-2040 (USD Million) 619
Table 412. Germany Medical Imaging Equipment Maintenance Services Market Size, by Nuclear Medicine Imaging, 2017-2040 (USD Million) 619
Table 413. Germany Medical Imaging Equipment Maintenance Services Market Size, by Clinical Use, 2017-2040 (USD Million) 619
Table 414. Germany Medical Imaging Equipment Maintenance Services Market Size, by End User, 2017-2040 (USD Million) 620
Table 415. Germany Medical Imaging Equipment Maintenance Services Market Size, by Service Delivery, 2017-2040 (USD Million) 620

Table 416. Germany Medical Imaging Equipment Maintenance Services Market Size, by Procurement Route, 2017-2040 (USD Million) 620
Table 417. Germany Medical Imaging Equipment Maintenance Services Market Size, by Service Provider Relationship, 2017-2040 (USD Million) 621
Table 418. Germany Medical Imaging Equipment Maintenance Services Market Size, by Contract Coverage, 2017-2040 (USD Million) 621
Table 419. Germany Medical Imaging Equipment Maintenance Services Market Size, by Pricing Model, 2017-2040 (USD Million) 621
Table 420. Germany Medical Imaging Equipment Maintenance Services Market Size, by Vendor Scope, 2017-2040 (USD Million) 621
Table 421. Germany Medical Imaging Equipment Maintenance Services Market Size, by Equipment Support Lifecycle, 2017-2040 (USD Million) 622
Table 422. India Medical Imaging Equipment Maintenance Services Market Size, 2017-2040 (USD Million) 632
Table 423. India Medical Imaging Equipment Maintenance Services Market Size, by Maintenance Function, 2017-2040 (USD Million) 633
Table 424. India Medical Imaging Equipment Maintenance Services Market Size, by Imaging Modality, 2017-2040 (USD Million) 633
Table 425. India Medical Imaging Equipment Maintenance Services Market Size, by Hybrid Imaging, 2017-2040 (USD Million) 634
Table 426. India Medical Imaging Equipment Maintenance Services Market Size, by Nuclear Medicine Imaging, 2017-2040 (USD Million) 634
Table 427. India Medical Imaging Equipment Maintenance Services Market Size, by Clinical Use, 2017-2040 (USD Million) 634
Table 428. India Medical Imaging Equipment Maintenance Services Market Size, by End User, 2017-2040 (USD Million) 635
Table 429. India Medical Imaging Equipment Maintenance Services Market Size, by Service Delivery, 2017-2040 (USD Million) 635
Table 430. India Medical Imaging Equipment Maintenance Services Market Size, by Procurement Route, 2017-2040 (USD Million) 635
Table 431. India Medical Imaging Equipment Maintenance Services Market Size, by Service Provider Relationship, 2017-2040 (USD Million) 636
Table 432. India Medical Imaging Equipment Maintenance Services Market Size, by Contract Coverage, 2017-2040 (USD Million) 636
Table 433. India Medical Imaging Equipment Maintenance Services Market Size, by Pricing Model, 2017-2040 (USD Million) 636
Table 434. India Medical Imaging Equipment Maintenance Services Market Size, by Vendor Scope, 2017-2040 (USD Million) 636
Table 435. India Medical Imaging Equipment Maintenance Services Market Size, by Equipment Support Lifecycle, 2017-2040 (USD Million) 637
Table 436. Brazil Medical Imaging Equipment Maintenance Services Market Size, 2017-2040 (USD Million) 647
Table 437. Brazil Medical Imaging Equipment Maintenance Services Market Size, by Maintenance Function, 2017-2040 (USD Million) 648

Table 438. Brazil Medical Imaging Equipment Maintenance Services Market Size, by Imaging Modality, 2017-2040 (USD Million) 648
Table 439. Brazil Medical Imaging Equipment Maintenance Services Market Size, by Hybrid Imaging, 2017-2040 (USD Million) 649
Table 440. Brazil Medical Imaging Equipment Maintenance Services Market Size, by Nuclear Medicine Imaging, 2017-2040 (USD Million) 649
Table 441. Brazil Medical Imaging Equipment Maintenance Services Market Size, by Clinical Use, 2017-2040 (USD Million) 649
Table 442. Brazil Medical Imaging Equipment Maintenance Services Market Size, by End User, 2017-2040 (USD Million) 650
Table 443. Brazil Medical Imaging Equipment Maintenance Services Market Size, by Service Delivery, 2017-2040 (USD Million) 650
Table 444. Brazil Medical Imaging Equipment Maintenance Services Market Size, by Procurement Route, 2017-2040 (USD Million) 650
Table 445. Brazil Medical Imaging Equipment Maintenance Services Market Size, by Service Provider Relationship, 2017-2040 (USD Million) 651
Table 446. Brazil Medical Imaging Equipment Maintenance Services Market Size, by Contract Coverage, 2017-2040 (USD Million) 651
Table 447. Brazil Medical Imaging Equipment Maintenance Services Market Size, by Pricing Model, 2017-2040 (USD Million) 651
Table 448. Brazil Medical Imaging Equipment Maintenance Services Market Size, by Vendor Scope, 2017-2040 (USD Million) 651
Table 449. Brazil Medical Imaging Equipment Maintenance Services Market Size, by Equipment Support Lifecycle, 2017-2040 (USD Million) 652
Table 450. Italy Medical Imaging Equipment Maintenance Services Market Size, 2017-2040 (USD Million) 662
Table 451. Italy Medical Imaging Equipment Maintenance Services Market Size, by Maintenance Function, 2017-2040 (USD Million) 663
Table 452. Italy Medical Imaging Equipment Maintenance Services Market Size, by Imaging Modality, 2017-2040 (USD Million) 663
Table 453. Italy Medical Imaging Equipment Maintenance Services Market Size, by Hybrid Imaging, 2017-2040 (USD Million) 664
Table 454. Italy Medical Imaging Equipment Maintenance Services Market Size, by Nuclear Medicine Imaging, 2017-2040 (USD Million) 664
Table 455. Italy Medical Imaging Equipment Maintenance Services Market Size, by Clinical Use, 2017-2040 (USD Million) 664
Table 456. Italy Medical Imaging Equipment Maintenance Services Market Size, by End User, 2017-2040 (USD Million) 665
Table 457. Italy Medical Imaging Equipment Maintenance Services Market Size, by Service Delivery, 2017-2040 (USD Million) 665
Table 458. Italy Medical Imaging Equipment Maintenance Services Market Size, by Procurement Route, 2017-2040 (USD Million) 665
Table 459. Italy Medical Imaging Equipment Maintenance Services Market Size, by Service Provider Relationship, 2017-2040 (USD Million) 666

Table 460. Italy Medical Imaging Equipment Maintenance Services Market Size, by Contract Coverage, 2017-2040 (USD Million) 666
Table 461. Italy Medical Imaging Equipment Maintenance Services Market Size, by Pricing Model, 2017-2040 (USD Million) 666
Table 462. Italy Medical Imaging Equipment Maintenance Services Market Size, by Vendor Scope, 2017-2040 (USD Million) 666
Table 463. Italy Medical Imaging Equipment Maintenance Services Market Size, by Equipment Support Lifecycle, 2017-2040 (USD Million) 667
Table 464. France Medical Imaging Equipment Maintenance Services Market Size, 2017-2040 (USD Million) 677
Table 465. France Medical Imaging Equipment Maintenance Services Market Size, by Maintenance Function, 2017-2040 (USD Million) 678
Table 466. France Medical Imaging Equipment Maintenance Services Market Size, by Imaging Modality, 2017-2040 (USD Million) 678
Table 467. France Medical Imaging Equipment Maintenance Services Market Size, by Hybrid Imaging, 2017-2040 (USD Million) 679
Table 468. France Medical Imaging Equipment Maintenance Services Market Size, by Nuclear Medicine Imaging, 2017-2040 (USD Million) 679
Table 469. France Medical Imaging Equipment Maintenance Services Market Size, by Clinical Use, 2017-2040 (USD Million) 679
Table 470. France Medical Imaging Equipment Maintenance Services Market Size, by End User, 2017-2040 (USD Million) 680
Table 471. France Medical Imaging Equipment Maintenance Services Market Size, by Service Delivery, 2017-2040 (USD Million) 680
Table 472. France Medical Imaging Equipment Maintenance Services Market Size, by Procurement Route, 2017-2040 (USD Million) 680
Table 473. France Medical Imaging Equipment Maintenance Services Market Size, by Service Provider Relationship, 2017-2040 (USD Million) 681
Table 474. France Medical Imaging Equipment Maintenance Services Market Size, by Contract Coverage, 2017-2040 (USD Million) 681
Table 475. France Medical Imaging Equipment Maintenance Services Market Size, by Pricing Model, 2017-2040 (USD Million) 681
Table 476. France Medical Imaging Equipment Maintenance Services Market Size, by Vendor Scope, 2017-2040 (USD Million) 681
Table 477. France Medical Imaging Equipment Maintenance Services Market Size, by Equipment Support Lifecycle, 2017-2040 (USD Million) 682
Table 478. South Korea Medical Imaging Equipment Maintenance Services Market Size, 2017-2040 (USD Million) 692
Table 479. South Korea Medical Imaging Equipment Maintenance Services Market Size, by Maintenance Function, 2017-2040 (USD Million) 693
Table 480. South Korea Medical Imaging Equipment Maintenance Services Market Size, by Imaging Modality, 2017-2040 (USD Million) 693
Table 481. South Korea Medical Imaging Equipment Maintenance Services Market Size, by Hybrid Imaging, 2017-2040 (USD Million) 694

Table 482. South Korea Medical Imaging Equipment Maintenance Services Market Size, by Nuclear Medicine Imaging, 2017-2040 (USD Million) 694
Table 483. South Korea Medical Imaging Equipment Maintenance Services Market Size, by Clinical Use, 2017-2040 (USD Million) 694
Table 484. South Korea Medical Imaging Equipment Maintenance Services Market Size, by End User, 2017-2040 (USD Million) 695
Table 485. South Korea Medical Imaging Equipment Maintenance Services Market Size, by Service Delivery, 2017-2040 (USD Million) 695
Table 486. South Korea Medical Imaging Equipment Maintenance Services Market Size, by Procurement Route, 2017-2040 (USD Million) 695
Table 487. South Korea Medical Imaging Equipment Maintenance Services Market Size, by Service Provider Relationship, 2017-2040 (USD Million) 696
Table 488. South Korea Medical Imaging Equipment Maintenance Services Market Size, by Contract Coverage, 2017-2040 (USD Million) 696
Table 489. South Korea Medical Imaging Equipment Maintenance Services Market Size, by Pricing Model, 2017-2040 (USD Million) 696
Table 490. South Korea Medical Imaging Equipment Maintenance Services Market Size, by Vendor Scope, 2017-2040 (USD Million) 696
Table 491. South Korea Medical Imaging Equipment Maintenance Services Market Size, by Equipment Support Lifecycle, 2017-2040 (USD Million) 697
Table 492. Australia Medical Imaging Equipment Maintenance Services Market Size, 2017-2040 (USD Million) 707
Table 493. Australia Medical Imaging Equipment Maintenance Services Market Size, by Maintenance Function, 2017-2040 (USD Million) 708
Table 494. Australia Medical Imaging Equipment Maintenance Services Market Size, by Imaging Modality, 2017-2040 (USD Million) 708
Table 495. Australia Medical Imaging Equipment Maintenance Services Market Size, by Hybrid Imaging, 2017-2040 (USD Million) 709
Table 496. Australia Medical Imaging Equipment Maintenance Services Market Size, by Nuclear Medicine Imaging, 2017-2040 (USD Million) 709
Table 497. Australia Medical Imaging Equipment Maintenance Services Market Size, by Clinical Use, 2017-2040 (USD Million) 709
Table 498. Australia Medical Imaging Equipment Maintenance Services Market Size, by End User, 2017-2040 (USD Million) 710
Table 499. Australia Medical Imaging Equipment Maintenance Services Market Size, by Service Delivery, 2017-2040 (USD Million) 710
Table 500. Australia Medical Imaging Equipment Maintenance Services Market Size, by Procurement Route, 2017-2040 (USD Million) 710
Table 501. Australia Medical Imaging Equipment Maintenance Services Market Size, by Service Provider Relationship, 2017-2040 (USD Million) 711
Table 502. Australia Medical Imaging Equipment Maintenance Services Market Size, by Contract Coverage, 2017-2040 (USD Million) 711
Table 503. Australia Medical Imaging Equipment Maintenance Services Market Size, by Pricing Model, 2017-2040 (USD Million) 711

Table 504. Australia Medical Imaging Equipment Maintenance Services Market Size, by Vendor Scope, 2017-2040 (USD Million) 711
Table 505. Australia Medical Imaging Equipment Maintenance Services Market Size, by Equipment Support Lifecycle, 2017-2040 (USD Million) 712
Table 506. United Kingdom Medical Imaging Equipment Maintenance Services Market Size, 2017-2040 (USD Million) 722
Table 507. United Kingdom Medical Imaging Equipment Maintenance Services Market Size, by Maintenance Function, 2017-2040 (USD Million) 723
Table 508. United Kingdom Medical Imaging Equipment Maintenance Services Market Size, by Imaging Modality, 2017-2040 (USD Million) 723
Table 509. United Kingdom Medical Imaging Equipment Maintenance Services Market Size, by Hybrid Imaging, 2017-2040 (USD Million) 724
Table 510. United Kingdom Medical Imaging Equipment Maintenance Services Market Size, by Nuclear Medicine Imaging, 2017-2040 (USD Million) 724
Table 511. United Kingdom Medical Imaging Equipment Maintenance Services Market Size, by Clinical Use, 2017-2040 (USD Million) 724
Table 512. United Kingdom Medical Imaging Equipment Maintenance Services Market Size, by End User, 2017-2040 (USD Million) 725
Table 513. United Kingdom Medical Imaging Equipment Maintenance Services Market Size, by Service Delivery, 2017-2040 (USD Million) 725
Table 514. United Kingdom Medical Imaging Equipment Maintenance Services Market Size, by Procurement Route, 2017-2040 (USD Million) 725
Table 515. United Kingdom Medical Imaging Equipment Maintenance Services Market Size, by Service Provider Relationship, 2017-2040 (USD Million) 726
Table 516. United Kingdom Medical Imaging Equipment Maintenance Services Market Size, by Contract Coverage, 2017-2040 (USD Million) 726
Table 517. United Kingdom Medical Imaging Equipment Maintenance Services Market Size, by Pricing Model, 2017-2040 (USD Million) 726
Table 518. United Kingdom Medical Imaging Equipment Maintenance Services Market Size, by Vendor Scope, 2017-2040 (USD Million) 726
Table 519. United Kingdom Medical Imaging Equipment Maintenance Services Market Size, by Equipment Support Lifecycle, 2017-2040 (USD Million) 727
Table 520. Russia Medical Imaging Equipment Maintenance Services Market Size, 2017-2040 (USD Million) 737
Table 521. Russia Medical Imaging Equipment Maintenance Services Market Size, by Maintenance Function, 2017-2040 (USD Million) 738
Table 522. Russia Medical Imaging Equipment Maintenance Services Market Size, by Imaging Modality, 2017-2040 (USD Million) 738
Table 523. Russia Medical Imaging Equipment Maintenance Services Market Size, by Hybrid Imaging, 2017-2040 (USD Million) 739
Table 524. Russia Medical Imaging Equipment Maintenance Services Market Size, by Nuclear Medicine Imaging, 2017-2040 (USD Million) 739
Table 525. Russia Medical Imaging Equipment Maintenance Services Market Size, by Clinical Use, 2017-2040 (USD Million) 739

Table 526. Russia Medical Imaging Equipment Maintenance Services Market Size, by End User, 2017-2040 (USD Million) 740
Table 527. Russia Medical Imaging Equipment Maintenance Services Market Size, by Service Delivery, 2017-2040 (USD Million) 740
Table 528. Russia Medical Imaging Equipment Maintenance Services Market Size, by Procurement Route, 2017-2040 (USD Million) 740
Table 529. Russia Medical Imaging Equipment Maintenance Services Market Size, by Service Provider Relationship, 2017-2040 (USD Million) 741
Table 530. Russia Medical Imaging Equipment Maintenance Services Market Size, by Contract Coverage, 2017-2040 (USD Million) 741
Table 531. Russia Medical Imaging Equipment Maintenance Services Market Size, by Pricing Model, 2017-2040 (USD Million) 741
Table 532. Russia Medical Imaging Equipment Maintenance Services Market Size, by Vendor Scope, 2017-2040 (USD Million) 741
Table 533. Russia Medical Imaging Equipment Maintenance Services Market Size, by Equipment Support Lifecycle, 2017-2040 (USD Million) 742
Table 534. Spain Medical Imaging Equipment Maintenance Services Market Size, 2017-2040 (USD Million) 752
Table 535. Spain Medical Imaging Equipment Maintenance Services Market Size, by Maintenance Function, 2017-2040 (USD Million) 753
Table 536. Spain Medical Imaging Equipment Maintenance Services Market Size, by Imaging Modality, 2017-2040 (USD Million) 753
Table 537. Spain Medical Imaging Equipment Maintenance Services Market Size, by Hybrid Imaging, 2017-2040 (USD Million) 754
Table 538. Spain Medical Imaging Equipment Maintenance Services Market Size, by Nuclear Medicine Imaging, 2017-2040 (USD Million) 754
Table 539. Spain Medical Imaging Equipment Maintenance Services Market Size, by Clinical Use, 2017-2040 (USD Million) 754
Table 540. Spain Medical Imaging Equipment Maintenance Services Market Size, by End User, 2017-2040 (USD Million) 755
Table 541. Spain Medical Imaging Equipment Maintenance Services Market Size, by Service Delivery, 2017-2040 (USD Million) 755
Table 542. Spain Medical Imaging Equipment Maintenance Services Market Size, by Procurement Route, 2017-2040 (USD Million) 755
Table 543. Spain Medical Imaging Equipment Maintenance Services Market Size, by Service Provider Relationship, 2017-2040 (USD Million) 756
Table 544. Spain Medical Imaging Equipment Maintenance Services Market Size, by Contract Coverage, 2017-2040 (USD Million) 756
Table 545. Spain Medical Imaging Equipment Maintenance Services Market Size, by Pricing Model, 2017-2040 (USD Million) 756
Table 546. Spain Medical Imaging Equipment Maintenance Services Market Size, by Vendor Scope, 2017-2040 (USD Million) 756
Table 547. Spain Medical Imaging Equipment Maintenance Services Market Size, by Equipment Support Lifecycle, 2017-2040 (USD Million) 757

Table 548. Canada Medical Imaging Equipment Maintenance Services Market Size, 2017-2040 (USD Million) 767
Table 549. Canada Medical Imaging Equipment Maintenance Services Market Size, by Maintenance Function, 2017-2040 (USD Million) 768
Table 550. Canada Medical Imaging Equipment Maintenance Services Market Size, by Imaging Modality, 2017-2040 (USD Million) 768
Table 551. Canada Medical Imaging Equipment Maintenance Services Market Size, by Hybrid Imaging, 2017-2040 (USD Million) 769
Table 552. Canada Medical Imaging Equipment Maintenance Services Market Size, by Nuclear Medicine Imaging, 2017-2040 (USD Million) 769
Table 553. Canada Medical Imaging Equipment Maintenance Services Market Size, by Clinical Use, 2017-2040 (USD Million) 769
Table 554. Canada Medical Imaging Equipment Maintenance Services Market Size, by End User, 2017-2040 (USD Million) 770
Table 555. Canada Medical Imaging Equipment Maintenance Services Market Size, by Service Delivery, 2017-2040 (USD Million) 770
Table 556. Canada Medical Imaging Equipment Maintenance Services Market Size, by Procurement Route, 2017-2040 (USD Million) 770
Table 557. Canada Medical Imaging Equipment Maintenance Services Market Size, by Service Provider Relationship, 2017-2040 (USD Million) 771
Table 558. Canada Medical Imaging Equipment Maintenance Services Market Size, by Contract Coverage, 2017-2040 (USD Million) 771
Table 559. Canada Medical Imaging Equipment Maintenance Services Market Size, by Pricing Model, 2017-2040 (USD Million) 771
Table 560. Canada Medical Imaging Equipment Maintenance Services Market Size, by Vendor Scope, 2017-2040 (USD Million) 771
Table 561. Canada Medical Imaging Equipment Maintenance Services Market Size, by Equipment Support Lifecycle, 2017-2040 (USD Million) 772
Table 562. Mexico Medical Imaging Equipment Maintenance Services Market Size, 2017-2040 (USD Million) 782
Table 563. Mexico Medical Imaging Equipment Maintenance Services Market Size, by Maintenance Function, 2017-2040 (USD Million) 783
Table 564. Mexico Medical Imaging Equipment Maintenance Services Market Size, by Imaging Modality, 2017-2040 (USD Million) 783
Table 565. Mexico Medical Imaging Equipment Maintenance Services Market Size, by Hybrid Imaging, 2017-2040 (USD Million) 784
Table 566. Mexico Medical Imaging Equipment Maintenance Services Market Size, by Nuclear Medicine Imaging, 2017-2040 (USD Million) 784
Table 567. Mexico Medical Imaging Equipment Maintenance Services Market Size, by Clinical Use, 2017-2040 (USD Million) 784
Table 568. Mexico Medical Imaging Equipment Maintenance Services Market Size, by End User, 2017-2040 (USD Million) 785
Table 569. Mexico Medical Imaging Equipment Maintenance Services Market Size, by Service Delivery, 2017-2040 (USD Million) 785

Table 570. Mexico Medical Imaging Equipment Maintenance Services Market Size, by Procurement Route, 2017-2040 (USD Million) 785
Table 571. Mexico Medical Imaging Equipment Maintenance Services Market Size, by Service Provider Relationship, 2017-2040 (USD Million) 786
Table 572. Mexico Medical Imaging Equipment Maintenance Services Market Size, by Contract Coverage, 2017-2040 (USD Million) 786
Table 573. Mexico Medical Imaging Equipment Maintenance Services Market Size, by Pricing Model, 2017-2040 (USD Million) 786
Table 574. Mexico Medical Imaging Equipment Maintenance Services Market Size, by Vendor Scope, 2017-2040 (USD Million) 786
Table 575. Mexico Medical Imaging Equipment Maintenance Services Market Size, by Equipment Support Lifecycle, 2017-2040 (USD Million) 787
Table 576. Global Medical Imaging Equipment Maintenance Services Market Share, by Key Player, 2025 800
Table 577. Global Medical Imaging Equipment Maintenance Services Market, Companies Covered 868
Table 578. Global Medical Imaging Equipment Maintenance Services Market, Key Experts 908

Contributors

Shikha Sachan

Chief Executive Officer

A transformational leader with a strong focus on integrating new technology frameworks into market research. She focuses on reshaping business models in line with evolving technologies and geopolitical shifts, while actively engaging with decision-makers and experts to deliver trustworthy insights, strategic clarity, and lasting business value.

Shraddha Bhirud

Research Manager

With extensive experience in market intelligence, leads complex client engagements by overseeing multiple research projects from initiation to delivery. Strengthens research operations timely through standardized methods, process optimization, and cross-functional collaboration while supporting sales initiatives. Her commitment to quality, and client success ensures the delivery of actionable insights.

Vivek Paymode

Research Lead

Oversees end-to-end research engagements by mentoring analysts and delivering reliable market intelligence. Specializes in industry analysis, company profiling, trend evaluation, opportunity assessment, and quality assurance. Collaborates closely with clients and internal teams to ensure actionable insights that support informed strategic business decisions.

Shailesh Sachan

Research Lead

Leads market intelligence projects by guiding research analysts and ensuring accurate, insight-driven deliverables. Specializes in competitive benchmarking, market assessment, research planning, data validation, and project execution. Delivers high-quality outcomes through effective client coordination, structured workflows, and consistent adherence to project timelines and quality standards.

360iResearch

Founded in 2017, 360iResearch is a market research and business consulting company headquartered in India, with clients and focus markets spanning the globe.

We are a dynamic, nimble company that believes in carving ambitious, purposeful goals and achieving them with the backing of our greatest asset - our people.

Quick on our feet, we have our ear to the ground when it comes to market intelligence and volatility. Our market intelligence is diligent, real-time and tailored to your needs, and arms you with all the insight that empowers strategic decision-making.

Our clientele encompasses about 80% of the Fortune Global 500, and leading consulting and research companies and academic institutions that rely on our expertise in compiling data in niche markets. Our meta-insights are intelligent, impactful and infinite, and translate into actionable data that support your quest for enhanced profitability, tapping into niche markets, and exploring new revenue opportunities.

Global Information | RESEARCH AND MARKETS THE WORLD'S LARGEST MARKET RESEARCH STORE | Market Research.com

© 360iResearch 2026

All Rights Reserved. This document contains highly confidential information and is the sole property of 360iResearch. No part of it may be circulated, copied, quoted, or otherwise reproduced without the written approval of 360iResearch.