360iResearch

SoC & Memory Semiconductor Tester Market

Global Forecast 2026-2032

MRR-4F7A6D4FDAC2 | October 2026

Great Place To Work. Certified FEB 2026-FEB 2027 INDIA

Table of Contents

1. Preface 6
   1.1. Objectives of the Study 6
   1.2. Market Definition 6
   1.3. Market Segmentation & Coverage 7
   1.4. Years Considered for the Study 18
   1.5. Currency Considered for the Study 19
   1.6. Language Considered for the Study 19
   1.7. Key Stakeholders 19
2. Research Methodology 21
   2.1. Introduction 21
   2.2. Research Design 21
      2.2.1. Primary Research 22
      2.2.2. Secondary Research 22
   2.3. Research Framework 22
      2.3.1. Qualitative Analysis 23
      2.3.2. Quantitative Analysis 23
   2.4. Market Size Estimation 24
      2.4.1. Top-Down Approach 24
      2.4.2. Bottom-Up Approach 24
   2.5. Data Triangulation 24
   2.6. Research Outcomes 25
   2.7. Research Assumptions 25
   2.8. Research Limitations 26
3. Executive Summary 27
   3.1. Introduction 27
   3.2. CXO Perspective 27
   3.3. New Revenue Opportunities 28
   3.4. Next-Generation Business Models 29
   3.5. Industry Roadmap 30
4. Market Overview 32
   4.1. Introduction 32
   4.2. Key Growth Contribution 37
   4.3. Industry Ecosystem & Value Chain Analysis 59
      4.3.1. Supply-Side Analysis 60
      4.3.2. Demand-Side Analysis 61
      4.3.3. Stakeholder Analysis 61
   4.4. Market Dynamics 62
      4.4.1. Key Drivers 62
         4.4.1.1. Compute and memory transitions trigger configuration reassessment 62
         4.4.1.2. Engineering-to-production continuity strengthens platform consideration 63
         4.4.1.3. Coordinated insertion decisions influence equipment requirements 63

4.4.2. Key Restraints 63
4.4.2.1. Embedded platform assets constrain economically practical switching 63
4.4.2.2. Uncommitted customer demand limits program-specific equipment commitments 64
4.4.2.3. Transaction-specific trade restrictions separate demand from access 64
4.4.3. Key Opportunities 64
4.4.3.1. Supported reuse with explicit entitlement and service 64
4.4.3.2. Application-specific memory-engineering procurement 65
4.4.3.3. Complete-system accountability around open-standard architecture 65
4.4.3.4. Coordinated procurement for singulated-device deployments 65
4.4.4. Key Challenges 66
4.4.4.1. Converting portfolio availability into a configured delivery commitment 66
4.4.4.2. Maintaining rights and accountability through leasing and resale 66
4.4.4.3. Securing site-specific lifecycle support across deployments 66
4.5. Porter's Five Forces Analysis 67
4.6. PESTLE Analysis 68
4.7. Market Outlook 69
4.7.1. Near-Term Market Outlook (0-2 Years) 70
4.7.2. Medium-Term Market Outlook (3-5 Years) 70
4.7.3. Long-Term Market Outlook (5-10 Years) 71
4.8. Go-to-Market Strategy 71
5. Market Insights 74
5.1. Consumer Insights & End-User Perspective 74
5.2. Consumer Experience Benchmarking 74
5.3. Opportunity Mapping 75
5.4. Distribution Channel Analysis 77
5.5. Pricing Trend Analysis 78
5.6. Regulatory Compliance & Standards Framework 79
5.7. ESG & Sustainability Analysis 80
5.8. Disruption & Risk Scenarios 81
5.9. Return on Investment & Cost-Benefit Analysis 82
6. Cumulative Impact of Artificial Intelligence 2026 84
7. SoC & Memory Semiconductor Tester Market, by Tester Type 86
7.1. SoC Testers 93
7.2. Memory Testers 101
7.2.1. DRAM Testers 111
7.2.2. Nonvolatile Memory Testers 119
7.2.3. Multi-Family Memory Testers 126
7.2.4. SRAM Testers 134
7.3. Combined SoC & Memory Testers 142
8. SoC & Memory Semiconductor Tester Market, by Platform Architecture 152
8.1. Proprietary ATE Platforms 161
8.2. Open-Standard ATE Platforms 169
9. SoC & Memory Semiconductor Tester Market, by Test Purpose 179

9.1. Production Testing 188
9.2. Engineering Evaluation and Characterization 197
9.3. Combined Engineering and Production Testing 206
10. SoC & Memory Semiconductor Tester Market, by Semiconductor End Market 215
10.1. Computing 227
10.2. Communications 236
10.3. Automotive 244
10.4. Consumer Electronics 252
10.5. Industrial Electronics 260
10.6. Aerospace and Defense 270
11. SoC & Memory Semiconductor Tester Market, by Buyer Type 279
11.1. Integrated Device Manufacturers 288
11.2. Outsourced Assembly and Test Providers 296
11.3. Fabless Semiconductor Companies 305
11.4. Semiconductor Foundries 313
11.5. System Companies 321
11.6. Semiconductor Design and IP Service Providers 329
11.7. Research and Academic Institutions 337
12. SoC & Memory Semiconductor Tester Market, by Acquisition Model 345
12.1. Equipment Purchase 353
12.2. Equipment Leasing 361
13. SoC & Memory Semiconductor Tester Market, by Sales Channel 371
13.1. Direct Sales 380
13.2. Distributor and Reseller Sales 389
14. SoC & Memory Semiconductor Tester Market, by Test Insertion 399
14.1. Packaged-Device Test 408
14.2. Wafer-Level Test 416
14.3. Multi-Insertion Test 424
14.4. In-Process Assembly Test 432
14.5. Singulated-Die Test 440
15. SoC & Memory Semiconductor Tester Market, by Region 449
15.1. Asia-Pacific 457
15.2. North America 486
15.3. Europe 512
15.4. Middle East 540
15.5. Latin America 566
15.6. Africa 593
16. SoC & Memory Semiconductor Tester Market, by Group 619
16.1. BRICS 627
16.2. G7 654
16.3. ASEAN 680
16.4. NATO 708

16.5. European Union 737
16.6. GCC 764
17. SoC & Memory Semiconductor Tester Market, by Country 790
17.1. China 800
17.2. South Korea 825
17.3. United States 850
17.4. Japan 875
17.5. Germany 900
17.6. India 925
17.7. France 950
17.8. Italy 975
17.9. Canada 1000
17.10. Brazil 1025
17.11. United Kingdom 1050
17.12. Mexico 1075
17.13. Australia 1100
17.14. Russia 1125
17.15. Spain 1150
18. Competitive Landscape 1176
18.1. Market Share Analysis, 2025 1176
18.2. Market Concentration Analysis, 2025 1180
18.3. Recent Developments & Impact Analysis, 2025 1182
18.4. Product Portfolio Analysis, 2025 1183
18.5. Benchmarking Analysis, 2025 1188
19. Company Profiles 1193
19.1. ADVANTEST CORPORATION 1193
19.2. Teradyne, Inc. 1194
19.3. Cohu, Inc 1195
19.4. Chroma ATE Inc. 1196
19.5. Hangzhou Changchuan Technology Co., Ltd. 1197
19.6. YC Corporation 1197
19.7. Marvin Test Solutions, Inc. 1198
19.8. Introspect Technology 1199
19.9. Hprobe 1200
19.10. ELES Semiconductor Equipment S.p.A. 1201
19.11. NplusT Srl 1203
19.12. Spirox Corporation 1204
20. Companies Covered 1206
21. Key Experts 1224

1. Preface

1.1. Objectives of the Study

- Which documented tester offerings serve the defined SoC, memory, and combined applications, and what evidence distinguishes an advertised capability from a buyer-qualified commercial alternative?
- Who specifies, approves, purchases or leases, owns, and operates tester equipment across the defined buyer categories, and how do differences between those roles affect supplier access and replacement decisions?
- Which compatibility, qualification, software-rights, and support conditions shape switching between Proprietary ATE Platforms and Open-Standard ATE Platforms, without assuming that architecture alone establishes interoperability?
- How do engineering and production purposes, together with the defined test insertions, change documented buyer acceptance requirements and the commercial capabilities a supplier must demonstrate?
- How do the defined semiconductor end markets affect documented purchasing requirements and customer priorities, without treating downstream device activity as direct evidence of tester demand?
- What contractual responsibilities distinguish Equipment Purchase from Equipment Leasing and Direct Sales from Distributor and Reseller Sales, particularly for software access, acceptance, warranty, and service accountability?
- Which jurisdiction-specific sales, licensing, trade, or service conditions must be established before an in-scope tester can be supplied and supported within the Global market?
- Which suppliers have documented in-scope offerings, commercial rights, and delivery or service commitments, and what must be verified before comparing them as alternatives for a particular buyer?

1.2. Market Definition

The Global SoC & Memory Semiconductor Tester market comprises tester equipment offered for system-on-chip devices, memory devices, and combined SoC and memory applications. It includes the defined proprietary and open-standard architectures, engineering and production purposes, and wafer-level, singulated-die, in-process assembly, packaged-device, and multi-insertion operating contexts. Equipment purchase and leasing, through direct and distributor or reseller channels, are included commercial relationships.

The buyer boundary encompasses device manufacturers and designers, foundries, outsourced assembly and test providers, system companies, semiconductor design and IP service providers, and research and academic institutions. The studied offering is the tester, not the semiconductor device being evaluated or the buyer's entire semiconductor, assembly, or testing-service business. Upstream components and adjacent handling, probing, software, and

support activities provide commercial context where relevant; participation in those activities alone does not establish participation as a tester supplier.

The geographic boundary is Global. Product availability, buyer access, and support responsibilities are assessed within that boundary at the relevant jurisdictional level rather than assumed to apply uniformly worldwide.

1.3. Market Segmentation & Coverage

Tester Type distinguishes SoC Testers, Memory Testers, and Combined SoC & Memory Testers. Memory Testers comprise DRAM Testers, SRAM Testers, Nonvolatile Memory Testers, and Multi-Family Memory Testers. Memory-family breadth is distinct from the combined SoC and memory category; the categories organize offering comparisons without establishing product equivalence.

Platform Architecture distinguishes Proprietary ATE Platforms and Open-Standard ATE Platforms. This axis frames questions about platform access, compatibility, supplier responsibility, and switching conditions; architecture alone does not establish commercial substitutability.

Test Purpose covers Engineering Evaluation and Characterization, Production Testing, and Combined Engineering and Production Testing. It distinguishes the buyer's intended role for equipment without excluding engineering environments or presuming that acceptance for one purpose establishes acceptance for another.

Semiconductor End Market comprises Computing, Communications, Consumer Electronics, Automotive, Industrial Electronics, and Aerospace and Defense. This axis connects tester decisions to the intended semiconductor application, rather than treating the downstream application business as part of the tester offering.

Buyer Type comprises Integrated Device Manufacturers, Fabless Semiconductor Companies, Semiconductor Foundries, Outsourced Assembly and Test Providers, System Companies, Semiconductor Design and IP Service Providers, and Research and Academic Institutions. These categories frame differences in purchasing authority, equipment ownership, specification influence, and operating responsibility that must be established for each commercial relationship.

Acquisition Model distinguishes Equipment Purchase and Equipment Leasing. Sales Channel distinguishes Direct Sales and Distributor and Reseller Sales. These are separate lenses: the acquisition arrangement concerns the buyer's equipment relationship, while the channel concerns the commercial route and responsible counterparties.

Test Insertion covers Wafer-Level Test, Singulated-Die Test, In-Process Assembly Test, Packaged-Device Test, and Multi-Insertion Test. This axis identifies the equipment's commercial deployment context, including offerings spanning multiple insertions, without extending the study to the entire assembly or testing-service business.

The segmentation axes describe different aspects of the same market and are not additive opportunities. An offering's presence in several applications, purposes, or insertions does not by itself establish separate equipment business for each description.

Table 1. Global SoC & Memory Semiconductor Tester Market Segmentation & Coverage

Segmentation	Coverage
Acquisition Model	• Equipment Purchase • Equipment Leasing
Buyer Type	• Integrated Device Manufacturers • Outsourced Assembly and Test Providers • Fabless Semiconductor Companies • Semiconductor Foundries • System Companies • Semiconductor Design and IP Service Providers • Research and Academic Institutions
Platform Architecture	• Proprietary ATE Platforms • Open-Standard ATE Platforms
Sales Channel	• Direct Sales • Distributor and Reseller Sales
Semiconductor End Market	• Computing • Communications • Automotive • Consumer Electronics • Industrial Electronics • Aerospace and Defense
Test Insertion	• Packaged-Device Test • Wafer-Level Test • Multi-Insertion Test • In-Process Assembly Test • Singulated-Die Test
Test Purpose	• Production Testing • Engineering Evaluation and Characterization • Combined Engineering and Production Testing

Tester Type	• SoC Testers
	• Memory Testers
	  o DRAM Testers
	  o Nonvolatile Memory Testers
	  o Multi-Family Memory Testers
	  o SRAM Testers
	• Combined SoC & Memory Testers

Sources & Evidence

1. WSTS Product Classification 2021

   · Taxonomy evidence: The classification separately identifies DRAM and SRAM but also groups functionally labeled FIFO/LIFO and memory-card ICs elsewhere. It therefore does not establish a one-to-one crosswalk to the retained equipment partition. ([semiconductors.org](https://www.semiconductors.org/wp-content/uploads/2021/xx.xx/Product_Classification_2021.pdf))

   · Taxonomy evidence: The 2021 semiconductor-product classification distinguishes DRAM, SRAM, flash memory, and mask-programmable ROM/EPROM. These are target-device classification anchors, not tester shipment or revenue categories.

   · Taxonomy evidence: Pseudo-SRAM is explicitly included with SRAM for statistical reporting; this supports that borderline convention without asserting technical equivalence. ([semiconductors.org](https://www.semiconductors.org/wp-content/uploads/2021/xx.xx/Product_Classification_2021.pdf))

   · Taxonomy evidence: SRAM is separately defined from DRAM, supporting a distinct commercial target-memory family.

   · Taxonomy evidence: Non-flash EEPROM and nonvolatile RAM are explicitly recognized alongside flash and ROM/EPROM classifications, supporting a nonvolatile target grouping broader than flash alone. ([semiconductors.org](https://www.semiconductors.org/wp-content/uploads/2021/xx.xx/Product_Classification_2021.pdf))

   · Taxonomy evidence: Separate flash and ROM/EPROM product groups provide device-class anchors for the analytically consolidated nonvolatile-memory tester family; the document does not itself define that equipment grouping.

   · Taxonomy evidence: DRAM is separately defined as a dynamic random-access memory product family, supporting a distinct target-device specialization.

2. What are the End Uses of Semiconductors? - Semiconductor Industry Association

· Taxonomy evidence: The current explanatory page identifies six semiconductor-demand survey sectors. These are semiconductor shipment categories, not observed tester-equipment revenue segments. ([semiconductors.org](https://www.semiconductors.org/semiconductors-xx.xx/what-are-the-end-uses-of-semiconductors/))

· Taxonomy evidence: SIA describes an annual end-use survey with six semiconductor-demand categories, independently distinguishing final application from buyer identity. ([semiconductors.org](https://www.semiconductors.org/semiconductors-xx.xx/what-are-the-end-uses-of-semiconductors/))

· Taxonomy evidence: Industrial examples include appliances without a household-versus-professional distinction. This broad example does not settle the detailed consumer/industrial boundary. ([semiconductors.org](https://www.semiconductors.org/semiconductors-xx.xx/what-are-the-end-uses-of-semiconductors/))

· Taxonomy evidence: Industrial is an explicit end-use category with factory-automation examples; its broad appliance examples require the detailed product-function rule used here. ([semiconductors.org](https://www.semiconductors.org/semiconductors-xx.xx/what-are-the-end-uses-of-semiconductors/))

· Taxonomy evidence: Consumer examples include televisions, gaming consoles and wearables. The page does not resolve health-oriented wearable attribution or equipment-level cross-sector allocations. ([semiconductors.org](https://www.semiconductors.org/semiconductors-xx.xx/what-are-the-end-uses-of-semiconductors/))

· Taxonomy evidence: Consumer examples include televisions, game consoles, wearables, and SoCs. ([semiconductors.org](https://www.semiconductors.org/semiconductors-xx.xx/what-are-the-end-uses-of-semiconductors/))

· Taxonomy evidence: Computing examples explicitly include PCs, servers, data centers, processors, and memory. ([semiconductors.org](https://www.semiconductors.org/semiconductors-xx.xx/what-are-the-end-uses-of-semiconductors/))

· Taxonomy evidence: Communications examples include smartphones, cellular infrastructure, routers, and baseband processing. ([semiconductors.org](https://www.semiconductors.org/semiconductors-xx.xx/what-are-the-end-uses-of-semiconductors/))

· Taxonomy evidence: Automotive examples include advanced driver assistance and vehicle microcontrollers; this does not include all automotive test equipment in scope. ([semiconductors.org](https://www.semiconductors.org/semiconductors-xx.xx/what-are-the-end-uses-of-semiconductors/))

3. Semiconductor Market Insights - Subscription to WSTS Data

- Taxonomy evidence: The detailed end-use illustration on page xx.xx supplies product-function definitions; applying them to tester demand remains an analytical adaptation, not a conversion of semiconductor shipment shares. ([semiconductors.org](https://www.semiconductors.org/wp-content/uploads/2025/xx.xx/WSTS-Presentation-Subscription-Oct2024.pdf))
- Taxonomy evidence: The detailed end-use illustration presents six final-equipment sectors; these classify semiconductor demand, not tester-equipment sales. ([semiconductors.org](https://www.semiconductors.org/wp-content/uploads/2025/xx.xx/WSTS-Presentation-Subscription-Oct2024.pdf))
- Taxonomy evidence: The detailed consumer definition includes white goods, providing a more specific household-appliance classification anchor than the broad industrial-appliance example on the explanatory webpage. ([semiconductors.org](https://www.semiconductors.org/wp-content/uploads/2025/xx.xx/WSTS-Presentation-Subscription-Oct2024.pdf))
- Taxonomy evidence: Consumer includes entertainment products, household white goods, cameras, games, and personal wearables. ([semiconductors.org](https://www.semiconductors.org/wp-content/uploads/2025/xx.xx/WSTS-Presentation-Subscription-Oct2024.pdf))
- Taxonomy evidence: The detailed Government definition identifies military and aerospace, supporting the retained adapted label without assigning all public-sector electronics to it. ([semiconductors.org](https://www.semiconductors.org/wp-content/uploads/2025/xx.xx/WSTS-Presentation-Subscription-Oct2024.pdf))
- Taxonomy evidence: The detailed Government definition identifies military and aerospace, supporting the adapted commercial sector label. ([semiconductors.org](https://www.semiconductors.org/wp-content/uploads/2025/xx.xx/WSTS-Presentation-Subscription-Oct2024.pdf))
- Taxonomy evidence: The computer definition covers personal computing, office/peripheral equipment, and handheld computing. ([semiconductors.org](https://www.semiconductors.org/wp-content/uploads/2025/xx.xx/WSTS-Presentation-Subscription-Oct2024.pdf))
- Taxonomy evidence: Communications covers handsets, networking, access equipment, and infrastructure. ([semiconductors.org](https://www.semiconductors.org/wp-content/uploads/2025/xx.xx/WSTS-Presentation-Subscription-Oct2024.pdf))
- Taxonomy evidence: Automotive includes vehicle entertainment, information, drivetrain, and additional vehicle applications. ([semiconductors.org](https://www.semiconductors.org/wp-content/uploads/2025/xx.xx/WSTS-Presentation-Subscription-Oct2024.pdf))
- Taxonomy evidence: Industrial includes professional test, control, measurement, and power-supply applications. ([semiconductors.org](https://www.semiconductors.org/wp-content/uploads/2025/xx.xx/WSTS-Presentation-Subscription-Oct2024.pdf))

4. Mapping the Semiconductor Value Chain: Working Towards Identifying Dependencies and Vulnerabilities

- Taxonomy evidence: The business-model discussion distinguishes fabless, system-company, IP-vendor, foundry, IDM and OSAT roles and explains that roles can vary at product level. Inference: diversified-parent identity alone cannot produce an exclusive buyer allocation. These definitions do not establish tester procurement. ([oecd.org](https://www.oecd.org/content/dam/oecd/en/publications/reports/2025/xx.xx/mapping-the-semiconductor-value-chain_5ba52971/4154cdbf-en.pdf))
- Taxonomy evidence: The value-chain overview distinguishes business models and notes that firms can combine roles. ([oecd.org](https://www.oecd.org/content/dam/oecd/en/publications/reports/2025/xx.xx/mapping-the-semiconductor-value-chain_5ba52971/4154cdbf-en.pdf))
- Taxonomy evidence: IDM and contract-foundry activities can coexist within one company, supporting the need to identify the funded procuring activity rather than duplicate its parent. ([oecd.org](https://www.oecd.org/content/dam/oecd/en/publications/reports/2025/xx.xx/mapping-the-semiconductor-value-chain_5ba52971/4154cdbf-en.pdf))
- Taxonomy evidence: IDMs combine proprietary chip design, production, and sales, including fab-lite arrangements. ([oecd.org](https://www.oecd.org/content/dam/oecd/en/publications/reports/2025/xx.xx/mapping-the-semiconductor-value-chain_5ba52971/4154cdbf-en.pdf))
- Taxonomy evidence: System companies are distinguished by captive chip use, but the discussion also recognizes hybrid commercial roles. Captive design activity alone does not identify the purchaser of testing equipment. ([oecd.org](https://www.oecd.org/content/dam/oecd/en/publications/reports/2025/xx.xx/mapping-the-semiconductor-value-chain_5ba52971/4154cdbf-en.pdf))
- Taxonomy evidence: System companies design captive chips for their final products or services. ([oecd.org](https://www.oecd.org/content/dam/oecd/en/publications/reports/2025/xx.xx/mapping-the-semiconductor-value-chain_5ba52971/4154cdbf-en.pdf))
- Taxonomy evidence: Fabless businesses commercialize chip designs while outsourcing manufacturing. ([oecd.org](https://www.oecd.org/content/dam/oecd/en/publications/reports/2025/xx.xx/mapping-the-semiconductor-value-chain_5ba52971/4154cdbf-en.pdf))
- Taxonomy evidence: Foundries provide contract wafer fabrication for chip-designing customers. ([oecd.org](https://www.oecd.org/content/dam/oecd/en/publications/reports/2025/xx.xx/mapping-the-semiconductor-value-chain_5ba52971/4154cdbf-en.pdf))
- Taxonomy evidence: OSAT businesses provide external customers with back-end manufacturing services. ([oecd.org](https://www.oecd.org/content/dam/oecd/en/publications/reports/2025/xx.xx/mapping-the-semiconductor-value-chain_5ba52971/4154cdbf-en.pdf))
- Taxonomy evidence: IP vendors supply reusable chip-design blocks; this establishes a distinct business role, not tester purchasing. ([oecd.org](https://www.oecd.org/content/dam/oecd/en/publications/reports/2025/xx.xx/mapping-the-semiconductor-value-chain_5ba52971/4154cdbf-en.pdf))

5. Teradyne, Inc. - Form 10-K for the fiscal year ended December 31, 2025
   - Taxonomy evidence: The filing separates customers choosing platforms from customers actually ordering and receiving equipment. This directly supports separating specification influence from equipment procurement. ([investors.teradyne.com](https://investors.teradyne.com/sec-filings/all-sec-filings/content/xx.xx-xx.xx-xx.xx/xx.xx-xx.xx-xx.xx.pdf))
   - Taxonomy evidence: Fabless businesses are among the identified platform-specifying customer types; this does not establish that each such business purchases the equipment used by its manufacturing partners. ([investors.teradyne.com](https://investors.teradyne.com/sec-filings/all-sec-filings/content/xx.xx-xx.xx-xx.xx/xx.xx-xx.xx-xx.xx.pdf))
   - Taxonomy evidence: OEM platform specification is distinguished from actual purchasing, limiting inference from a system company's influence over a test platform to its buyer-category membership. ([investors.teradyne.com](https://investors.teradyne.com/sec-filings/all-sec-filings/content/xx.xx-xx.xx-xx.xx/xx.xx-xx.xx-xx.xx.pdf))
   - Taxonomy evidence: The filing describes predominantly direct selling outside Robotics. Its distributor-led Robotics statement cannot establish a semiconductor-tester reseller allocation. ([investors.teradyne.com](https://investors.teradyne.com/sec-filings/all-sec-filings/content/xx.xx-xx.xx-xx.xx/xx.xx-xx.xx-xx.xx.pdf))
   - Taxonomy evidence: The Sales and Distribution section distinguishes specifying customers that choose platforms from purchasing customers that place orders and receive equipment. Platform specification therefore does not itself establish a reseller role.
   - Taxonomy evidence: Teradyne reports predominantly direct selling through its sales force outside Robotics. The filing's distributor-led Robotics description is not evidence for semiconductor-tester distribution.
   - Taxonomy evidence: The Semiconductor Test business description identifies wafer-level testing as a commercial role of its test systems.
   - Taxonomy evidence: The filing identifies device-package testing and memory final-test capabilities, supporting a packaged-device insertion distinct from wafer testing and subsequent system-level testing.
6. IFRS - IFRIC Update March 2023
   - Taxonomy evidence: The committee discussion evaluates equipment access through control of an identified asset, including benefits, direction of use and substitution rights. It provides a contract-substance reference, not evidence of semiconductor-market prevalence. ([ifrs.org](https://www.ifrs.org/news-and-events/updates/ifric/2023/ifric-update-march-2023/))
   - Taxonomy evidence: The IFRS xx.xx definition reproduced in the committee update identifies a lease through contractual control of an identified asset's use for a period in exchange for consideration. This supplies a contract-based classification reference, not evidence of semiconductor-market prevalence.
   - Taxonomy evidence: A substantive supplier substitution right can prevent an identified-asset lease classification. Consequently, outsourced testing or managed capacity cannot automatically be classified as equipment leasing. ([ifrs.org](https://www.ifrs.org/news-and-events/updates/ifric/2023/ifric-update-march-2023/))
   - Taxonomy evidence: The customer must have rights both to obtain substantially all economic benefits from the identified asset and to direct its use. These criteria support distinguishing equipment access from the purchase of outsourced testing services.

7. Advantest Corporation - Annual Securities Report and Business Report, April 1, 2025-March 31, 2026
   - Taxonomy evidence: The report covers April xx.xx 2025 through March xx.xx 2026; its FY2025 label is not calendar-year 2025. Its equipment-sale recognition policy distinguishes transfer of product control from service-contract revenue. ([advantest.com](https://www.advantest.com/document/en/investors/ir-library/report/IR_SecuritiesandBusinesReport_84th_en.pdf))
   - Taxonomy evidence: The report identifies SoC and memory tester sales and separately discloses customer leases of semiconductor test systems. It establishes both commercial arrangements within the supplier's operations, without a market-wide allocation.
   - Taxonomy evidence: Note xx.xx confirms customer operating leases of semiconductor test systems at March xx.xx 2025 and March xx.xx 2026. It does not identify leased models, isolate eligible SoC/memory consideration or establish newly supplied systems during calendar 2025. ([advantest.com](https://www.advantest.com/document/en/investors/ir-library/report/IR_SecuritiesandBusinesReport_84th_en.pdf))
   - Taxonomy evidence: Note xx.xx(xx.xx) reports semiconductor test systems leased to customers under operating leases at March xx.xx 2025 and March xx.xx 2026. The disclosure does not identify leased models or isolate SoC and memory equipment consideration.
   - Taxonomy evidence: The revenue policy recognizes semiconductor test-system product revenue when contractual delivery or acceptance transfers control to the customer, supporting the equipment-purchase category.
8. SEMI University On-Site Trainings - Production Testing Courses
   - Taxonomy evidence: The production-testing curriculum distinguishes semiconductor device presentations and separately discusses ATE, SLT, handling equipment and burn-in. These distinctions support retaining the insertion question without treating the full test cell or every adjacent system as a complete in-scope tester. ([semi.org](https://www.semi.org/sites/semi.org/files/2024-xx.xx/SEMI_U_On_Site%20Trainings.pdf))
   - Taxonomy evidence: The production-testing curriculum recognizes wafer, separated-die, panel, strip, and partially or fully packaged presentations. Its advanced-packaging discussion includes disaggregated SoCs and HBM, supporting relevance to the working market.
   - Taxonomy evidence: Singulated die are explicitly recognized as a presentation. The curriculum does not identify the contractual insertion envelope of an individual complete-tester delivery. ([semi.org](https://www.semi.org/sites/semi.org/files/2024-xx.xx/SEMI_U_On_Site%20Trainings.pdf))
   - Taxonomy evidence: Singulated die are explicitly recognized as a semiconductor test presentation, supporting a separated-bare-die insertion category.
   - Taxonomy evidence: Partially packaged presentations and distributed advanced-packaging test flows are recognized. This supports the assembly-state distinction but not an allocation of conventional ATE versus adjacent SLT/reliability equipment. ([semi.org](https://www.semi.org/sites/semi.org/files/2024-xx.xx/SEMI_U_On_Site%20Trainings.pdf))
   - Taxonomy evidence: Partially packaged devices and distributed advanced-packaging test flows are recognized, supporting an intermediate-assembly insertion distinction.
   - Taxonomy evidence: Wafer probing is identified as a distinct insertion, with testers distinguished from associated probing hardware.
   - Taxonomy evidence: Fully packaged devices and final test are recognized separately from wafer probing; package handlers are associated hardware rather than the complete tester.

9. Fabrication, Testing and Validation Capabilities - Microsystems Engineering, Science and Applications
   - Taxonomy evidence: The institutional validation record identifies prototype, characterization and production work alongside complete digital and mixed-signal ATE. It establishes distinct operating purposes, not an individual tester's joint procurement mandate. ([sandia.gov](https://www.sandia.gov/mesa/fabrication-testing-and-validation-capabilities/))
   - Taxonomy evidence: The institutional operating record separates prototype, characterization, and production testing and lists complete ATE platforms. ([sandia.gov](https://www.sandia.gov/mesa/fabrication-testing-and-validation-capabilities/))
   - Taxonomy evidence: Prototype and characterization work are explicitly performed by the in-house semiconductor test-engineering organization. ([sandia.gov](https://www.sandia.gov/mesa/fabrication-testing-and-validation-capabilities/))
   - Taxonomy evidence: Its test-engineering group explicitly performs prototype and characterization work. ([sandia.gov](https://www.sandia.gov/mesa/fabrication-testing-and-validation-capabilities/))
   - Taxonomy evidence: Production testing is explicitly distinguished within the same institutional operating record. ([sandia.gov](https://www.sandia.gov/mesa/fabrication-testing-and-validation-capabilities/))
   - Taxonomy evidence: The same operating organization explicitly performs production-device testing. ([sandia.gov](https://www.sandia.gov/mesa/fabrication-testing-and-validation-capabilities/))
   - Taxonomy evidence: The laboratory lists installed complete ATE platforms. This supports institutional operation but does not establish acquisition date, consideration or whether the systems were purchased new. ([sandia.gov](https://www.sandia.gov/mesa/fabrication-testing-and-validation-capabilities/))
   - Taxonomy evidence: Sandia lists internal ATE and SoC-related engineering capabilities, establishing institutional operation rather than a purchase transaction. ([sandia.gov](https://www.sandia.gov/mesa/fabrication-testing-and-validation-capabilities/))
   - Taxonomy evidence: The institutional record connects SoC-related development and testing capabilities with national-defense applications, without disclosing tester purchases. ([sandia.gov](https://www.sandia.gov/mesa/fabrication-testing-and-validation-capabilities/))
10. What is PXI - PXI Systems Alliance
   - Taxonomy evidence: The standards association defines PXI through open modular instrumentation and a multi-vendor chassis ecosystem. This is an integration-architecture distinction, not a device-specialization or price-tier classification. ([pxisa.org](https://pxisa.org/what-is-pxi/))
   - Taxonomy evidence: PXISA defines PXI as an open modular instrumentation standard with a shared chassis/backplane and multi-vendor interoperability. This provides an architecture distinction independent of the semiconductor device being tested.
   - Taxonomy evidence: PXI's standards-level instrument integration supports an open-standard platform class. General PXI lifecycle examples do not independently establish complete SoC/memory tester procurement or reclassify a proprietary tester containing an auxiliary PXI subsystem. ([pxisa.org](https://pxisa.org/what-is-pxi/))
   - Taxonomy evidence: PXI and PXI Express belong to a public instrumentation-specification family maintained by the alliance.
   - Taxonomy evidence: PXISA distinguishes chassis and modules from the additional integration needed to supply a complete automated test system; standards-compliant components alone are not counted as complete testers.
11. Equipment Market Data | SEMI
   - Taxonomy evidence: SEMI's equipment coverage taxonomy separately identifies SoC & Logic Test Equipment and Memory Test Equipment, providing an industry-level starting distinction for Tester Type.
   - Taxonomy evidence: Handlers and probe equipment appear as separate equipment categories. The source does not establish the proposed joint-configuration allocation convention.
   - Taxonomy evidence: The recognized SoC & Logic Test Equipment class supports a SoC-related offering family, but its broader logic coverage does not resolve the captured market's narrower SoC boundary.
   - Taxonomy evidence: Memory Test Equipment is explicitly identified as a separate semiconductor-equipment class.

12. Magnum 2 | Memory Test Solution from Teradyne
    - Taxonomy evidence: The Magnum xx.xx catalog identifies microcontroller and low-end SoC applications, confirming explicit SoC capability within a publicly offered complete tester family.
    - Taxonomy evidence: The catalog lists SRAM among the memory-device applications of the offered tester family, corroborating SRAM as an actual equipment target rather than only a semiconductor-product label.
    - Taxonomy evidence: The product is offered for nonvolatile memories and expressly lists NOR and NAND flash applications.
    - Taxonomy evidence: DRAM, SRAM and flash applications coexist within the advertised family, demonstrating why memory-family capability lists cannot be added as separate complete-system sales. The page does not identify co-primary allocations for individual delivered configurations.
    - Taxonomy evidence: Memory and SoC applications are both advertised within the configurable tester family. This supports the need for an explicit overlap rule, but does not prove that a particular sale supplied both as co-primary specializations.
13. T5835 | Memory Test Systems | ADVANTEST CORPORATION
    - Taxonomy evidence: The T5835 is publicly offered as a memory test system addressing DDR-DRAM and LPDDR-DRAM devices, corroborating complete-tester eligibility for the DRAM target family.
    - Taxonomy evidence: The same complete-system offering expressly addresses NAND flash memory ICs, corroborating an in-scope nonvolatile-memory application.
    - Taxonomy evidence: The product is described as a multifunctional memory system covering both DRAM and NAND targets. This establishes cross-family commercial capability, not the primary specialization or composition of individual supplied configurations.
14. US20070043990A1 - Providing precise timing control within a standardized test instrumentation chassis - Google Patents
    - Taxonomy evidence: The patent's architectural background distinguishes specialized ATE platforms using platform-specific hardware/software from standardized instrumentation chassis such as PXI. It supports the historical category distinction, not present market composition or performance comparisons.
    - Taxonomy evidence: The disclosure describes conventional ATE platforms whose specialized modules and software are not interchangeable across platforms, providing historical support for the supplier-specific integration category.
    - Taxonomy evidence: The disclosure separately identifies standardized instrumentation architecture as a basis for integrating third-party instrument cards. Patent disclosure does not establish current product sales.
15. PXIe Semiconductor Test System | Marvin Test Solutions, Inc.
    - Taxonomy evidence: The TS-960e is advertised as an integrated PXI Express semiconductor test system with explicit SoC applications, establishing that an open-standard architecture can be supplied as an in-scope complete tester.
    - Taxonomy evidence: The offering combines a PXIe chassis with a custom device interface and integrated software, illustrating why proprietary application elements do not alone determine the core architecture category.
16. About LXI Consortium - LXI Standard
    - Taxonomy evidence: The LXI Consortium defines LXI as an open Ethernet-based instrumentation standard and distinguishes instrument-bus integration from chassis-based approaches. This supports keeping the architecture question broader than a list of chassis standards.
    - Taxonomy evidence: LXI establishes a recognized open-standard distributed-instrument integration family. The source does not establish a complete SoC/memory tester sale, so LXI instruments qualify only when separately shown to form an in-scope complete commercial system.

17. Collaborative Alliance for Semiconductor Test - SEMI

· Taxonomy evidence: The semiconductor-test community explicitly distinguishes device manufacturers, fabless businesses, and OSATs from ATE suppliers; membership is not proof of purchasing. ([semi.org](https://www.semi.org/en/communities/cast))

· Taxonomy evidence: IDMs are explicitly represented as a semiconductor-test stakeholder class. ([semi.org](https://www.semi.org/en/communities/cast))

· Taxonomy evidence: Fabless manufacturers are explicitly represented as a separate test stakeholder class. ([semi.org](https://www.semi.org/en/communities/cast))

· Taxonomy evidence: OSAT companies are explicitly represented as a separate test stakeholder class. ([semi.org](https://www.semi.org/en/communities/cast))

18. Verigy Tester - Utah Nanofab

· Taxonomy evidence: The university identifies an installed Verigy V93000 SoC test platform and an institutional access route. The page does not establish acquisition date, purchase price, or whether the equipment was newly purchased. ([nanofab.utah.edu](https://www.nanofab.utah.edu/affiliated-labs/verigy-tester/))

19. Quality Policy - Taiwan Semiconductor Manufacturing Company Limited

· Taxonomy evidence: TSMC includes in-house and outsourced testing among its foundry-associated activities. This supports foundries' testing role, but not the purchaser or configuration of a complete SoC/memory tester. ([tsmc.com](https://www.tsmc.com/english/aboutTSMC/quality_and_reliability))

20. Tester Fleet - UTAC Group

· Taxonomy evidence: The test-service operator describes its ATE fleet as serving engineering characterization environments. ([utacgroup.com](https://utacgroup.com/test-services/tester-fleet-services/))

· Taxonomy evidence: The advertised fleet also serves high-volume IC production testing. ([utacgroup.com](https://utacgroup.com/test-services/tester-fleet-services/))

· Taxonomy evidence: Engineering and production coexist in the advertised service infrastructure, but the page does not establish a particular tester's joint procurement mandate. ([utacgroup.com](https://utacgroup.com/test-services/tester-fleet-services/))

· Taxonomy evidence: UTAC advertises an operating fleet containing complete logic and memory ATE platforms. This is demand-side operating evidence, not a census of purchases or ownership arrangements. ([utacgroup.com](https://utacgroup.com/test-services/tester-fleet-services/))

21. Nordic Semiconductor Annual Report 2015

· Taxonomy evidence: The 2015 report identifies Nordic as fabless and describes company-owned automated semiconductor testers operated at subcontractor facilities. This historical example establishes why equipment principal and physical operator must be distinguished; it does not verify 2025 purchases or current arrangements. ([nordicsemi.com](https://www.nordicsemi.com/-/media/Investor-Relations-and-QA/Annual-Reports/2015/Nordic_Semiconductor_Annual_Report_2015.pdf?hash=7FD1558408D00607BD145ED4BE1A087E8D49DA32&la=en))

22. SIA Comments re IRS REG-120653-22

· Taxonomy evidence: The chip-design discussion identifies third-party IP licensing and includes test equipment among relevant design-related assets. It does not establish a complete SoC/memory tester purchase by an independent design/IP service business. ([semiconductors.org](https://www.semiconductors.org/wp-content/uploads/2023/xx.xx/SIA-Comments-re-IRS-REG-xx.xx-xx.xx.pdf))

· Taxonomy evidence: The submission distinguishes OEMs developing captive chips from merchant chip developers, supporting a separate system-company business role rather than a downstream end-market label. ([semiconductors.org](https://www.semiconductors.org/wp-content/uploads/2023/xx.xx/SIA-Comments-re-IRS-REG-xx.xx-xx.xx.pdf))

23. Silicon Validation Engineer - Jobs - Careers at Apple

· Taxonomy evidence: Apple's May xx.xx 2026 role description concerns its own mobile SoCs and collaboration with ATE and product-engineering teams. It corroborates a system company's semiconductor-testing role, not tester ownership, procurement, or retrospective 2025 demand. ([jobs.apple.com](https://jobs.apple.com/en-us/details/xx.xx/silicon-validation-engineer?team=APPST))

24. Cohu, Inc. - Form 10-K for the fiscal year ended December 27, 2025
· Taxonomy evidence: Cohu describes a predominantly direct commercial organization supported by selected independent representatives. Its selling-expense discussion separately identifies commissions paid to independent sales representatives, supporting recognition of representation without automatically classifying it as title-taking resale.
25. Statistics Canada - NAICS Canada 2022 Version 1.0: Wholesale Trade and Agents and Brokers Definitions
· Taxonomy evidence: The official classification distinguishes merchants selling on their own account from agents and brokers arranging transactions for others. This provides the commercial-role basis for separating resale from representation; it does not establish semiconductor channel shares.
· Taxonomy evidence: Agents, brokers, and manufacturers' representatives undertake transactions for a principal without taking ownership of the merchandise. Applying this distinction, non-title-taking representation need not create a reseller category.
· Taxonomy evidence: Merchant wholesalers purchase and sell merchandise on their own account; recognized designations include distributors and import-export merchants. Capital equipment can be supplied in individual units to business end users.
26. Spirox Corporation - 2024 Annual Report
· Taxonomy evidence: The report describes distribution and representation of IC testing equipment covering SoC applications, establishing relevant intermediary commercial activity.
· Taxonomy evidence: Distribution and agency are discussed together. The disclosure does not establish whether every individual transaction involves title-taking resale, so it provides partial rather than definitive contractual-role support.
27. Amkor Technology - IC Semiconductor Test Services
· Taxonomy evidence: Amkor describes its own SoC-and-memory package testing and advanced-computing and memory test operations. Its equipment-user perspective corroborates demand across wafer, assembly-intermediate, and packaged-device insertions without establishing tester supplier shares.
· Taxonomy evidence: The service description identifies testing between key assembly steps for advanced multi-die packaging. This establishes a distinct commercial insertion requirement, but not the value or configuration of complete conventional ATE systems procured for it.

1.4. Years Considered for the Study

The study uses 2024 as the historical year, 2025 as the base year, 2026 as the estimated year, and 2032 as the forecast horizon. These roles distinguish historical context, the reference period, the estimated period, and the forward-looking endpoint.

Figure 1. Global SoC & Memory Semiconductor Tester Market, Years Considered for the Study

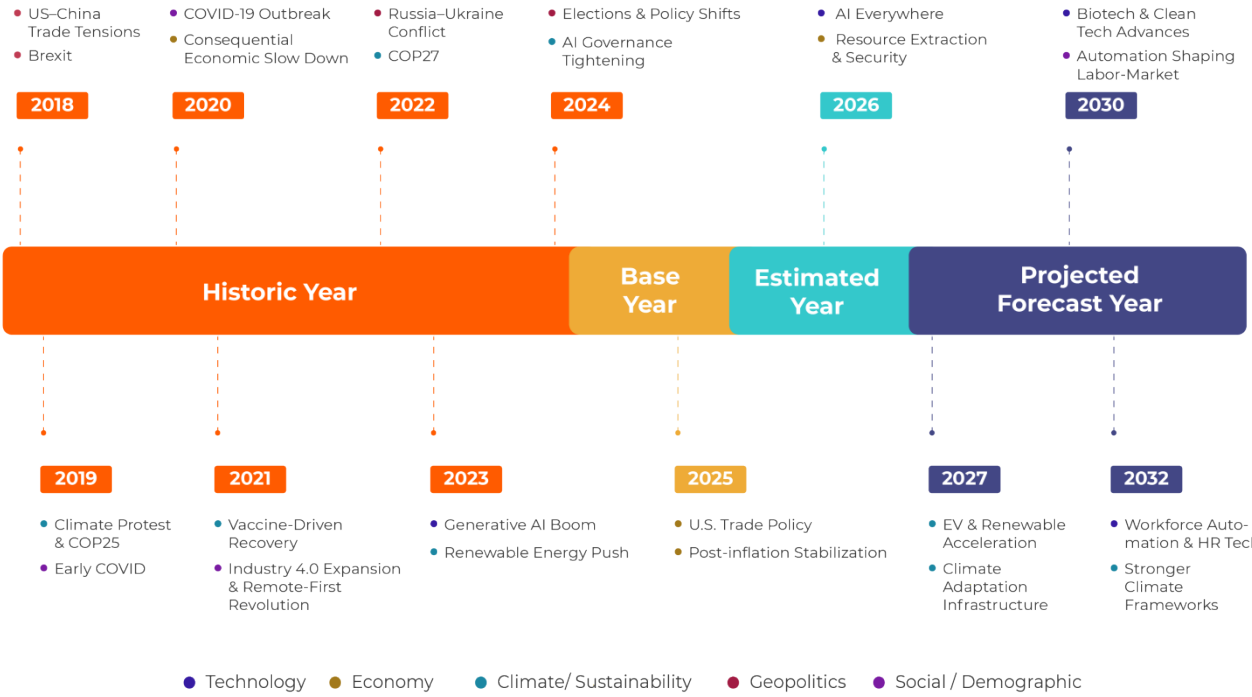

1.5. Currency Considered for the Study

Monetary values are presented in United States dollars (USD) on an absolute-value basis.

1.6. Language Considered for the Study

The study is published in American English.

1.7. Key Stakeholders

- Tester suppliers and platform owners: establish which offerings and commercial rights support participation, and assess the qualification, compatibility, and support commitments required for a buyer decision.
- Integrated Device Manufacturers and Semiconductor Foundries: evaluate platform suitability, acquisition responsibility, deployment continuity, and the implications of retaining or changing equipment relationships.
- Fabless Semiconductor Companies and System Companies: clarify specification authority, purchasing responsibility, and relationships with testing operators before selecting a platform or changing a service relationship.
- Outsourced Assembly and Test Providers: assess customer platform requirements, commercial acceptance responsibilities, acquisition options, and service exposure before committing to equipment.
- Semiconductor Design and IP Service Providers and Research and Academic Institutions: distinguish engineering-access requirements from production

requirements and evaluate the relevance of platform access, software rights, and support.

- Distributors, resellers, and equipment lessors: establish authorization, territory, contractual responsibilities, and service accountability before representing or providing access to an in-scope tester.
- Investors and public-sector decision-makers: distinguish documented tester participation from broader semiconductor exposure and evaluate the commercial conditions underlying supplier, infrastructure, or market-access decisions.

2. Research Methodology

2.1. Introduction

The study approaches the SoC & Memory Semiconductor Tester market as a set of equipment-selection and commercial-access decisions. It connects the defined offering hierarchy to buyer authority, acquisition relationships, qualification requirements, and supplier commitments.

The analytical distinction is between an advertised capability and a substantiated purchasing alternative. Public commercial facts support observations within their own scope; explanations of switching, adoption, or bargaining remain conditional interpretations unless the relevant relationships are established.

2.2. Research Design

The research design organizes commercial questions around the defined tester categories and purchasing relationships. Evidence should establish the named offering, responsible business entity, relevant buyer role, jurisdiction, and applicable period before supporting a comparison.

For SoC, memory, and combined testers, the device designer, equipment purchaser, equipment owner, and testing operator are treated as potentially different actors. Offering identity, purchasing authority, qualification, and service responsibility are separate propositions; evidence establishing one does not establish the others.

Figure 2. Global SoC & Memory Semiconductor Tester Market, Research Design

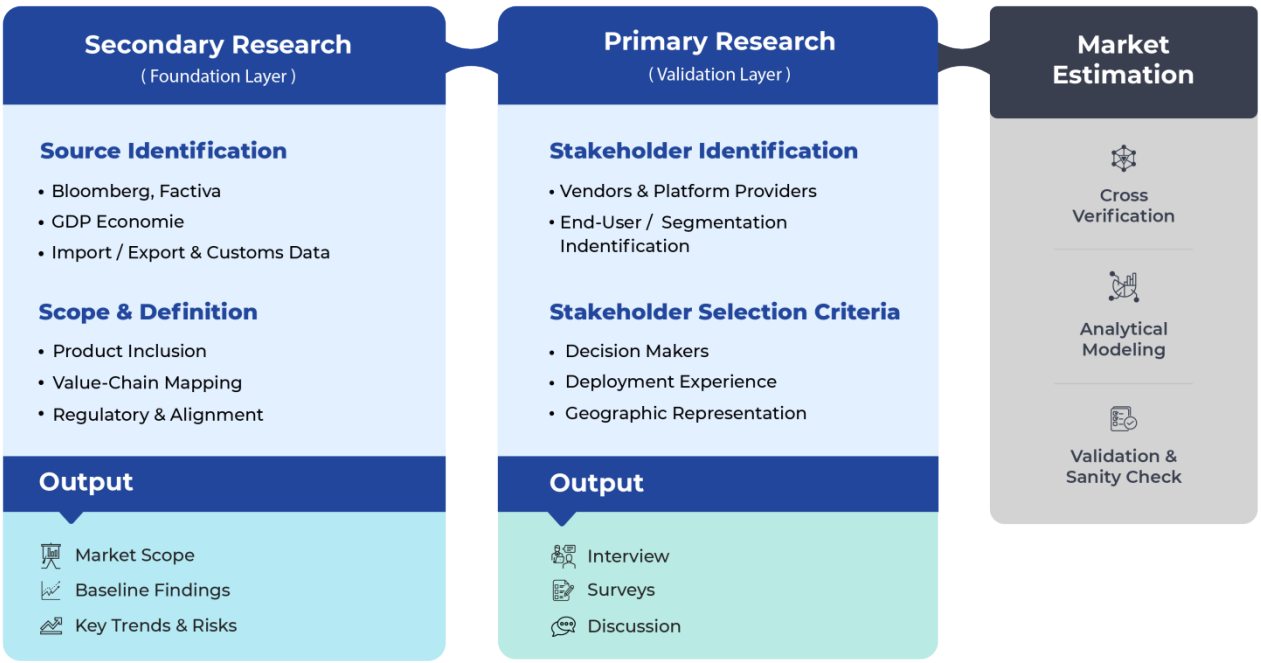

2.2.1. Primary Research

The analyst team conducted primary research as a qualitative challenge layer for market definition, segmentation, demand conditions, adoption barriers, and competitive interpretation. This work tested analytical assumptions and sharpened explanations of market mechanisms without serving as standalone support for numerical estimates.

The qualitative challenge layer is evaluated alongside secondary evidence within the accepted market scope. It informs conditional market explanations and hypotheses for subsequent quantitative analysis. Numerical estimates require their own supporting evidence, and a forecast derived from a qualitative assumption does not independently validate that assumption. Final interpretation must reconcile the qualitative findings with the completed quantitative results.

2.2.2. Secondary Research

Official product portfolios can establish advertised tester scope and positioning. Mandatory company filings can support disclosed business activities and ownership relationships. Public buyer policies and awards can establish recorded purchasing conditions, while official legal and regulatory records can establish commercial rights or restrictions within their jurisdictions.

These evidence roles remain distinct. A portfolio reference alone does not establish buyer qualification, leasing eligibility, reseller authorization, or availability in every territory. Announcements identify dated intentions or events within their stated scope, rather than automatically proving continuing commercial availability.

2.3. Research Framework

The framework links the offering definition to the supplier universe, then connects each documented offering to its buyer relationships and commercial access conditions. Tester type, architecture, purpose, and insertion characterize the offering; buyer type, end market, acquisition model, and channel describe its commercial setting.

Competition is interpreted through supported alternatives for a particular purchasing decision, rather than through corporate presence alone. Measurement and strategic interpretation should follow the same product boundary so that broader semiconductor exposure is not mistaken for participation in the defined tester market.

Figure 3. Global SoC & Memory Semiconductor Tester Market, Research Framework

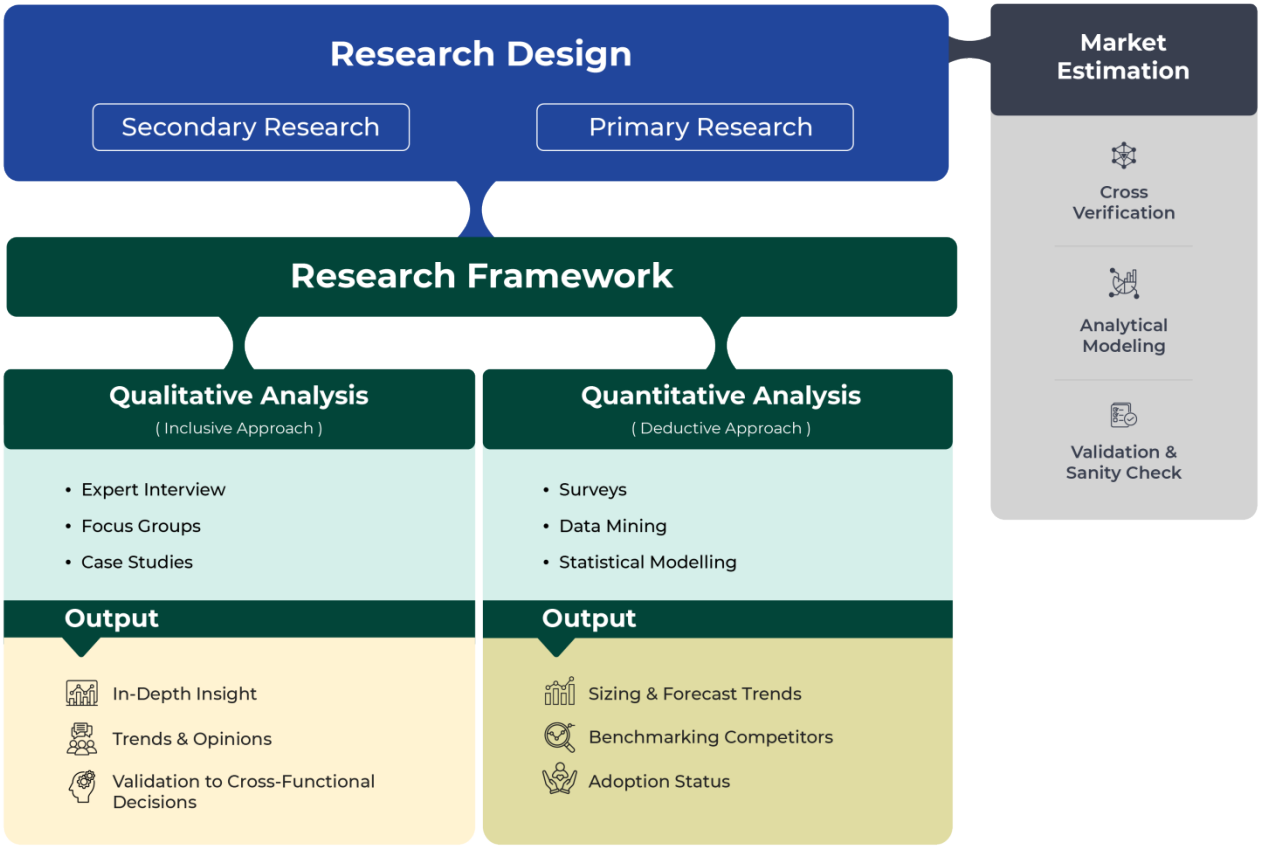

2.3.1. Qualitative Analysis

Qualitative analysis examines how compatibility, buyer qualification, software rights, customer acceptance, and service accountability could affect platform selection and switching. These factors are questions to substantiate for the relevant offering and buyer, rather than universal barriers attributed to every tester.

The commercial comparison considers whether retaining a platform, changing suppliers, changing acquisition models, or changing sales channels would alter responsibility, continuity, or bargaining options. Technical characteristics matter only insofar as they explain documented commercial requirements.

2.3.2. Quantitative Analysis

The quantitative frame retains the Global boundary, USD absolute-value presentation, and specified study-year roles. Product coverage, period coverage, and the distinction between tester equipment and downstream testing services govern whether commercial records are comparable.

A company-wide financial disclosure or semiconductor end-market indicator is not automatically evidence of in-scope tester business. Any quantitative interpretation requires a defensible connection to the defined offering and must keep alternative segmentation views distinct from additional business activity.

2.4. Market Size Estimation

The estimation remit concerns the commercial provision of in-scope SoC and memory tester equipment, not semiconductor device sales or the broader business of outsourced testing. Engineering and production use, all defined test insertions, and both acquisition models remain within the study boundary.

Purchase, leasing, and resale records should not be assumed to represent distinct equipment transactions or directly comparable commercial value. Their contractual scope and relationship to the underlying tester must be understood before they can support a consistent interpretation.

2.4.1. Top-Down Approach

The top-down role is to challenge whether broader admissible commercial disclosures correspond to the defined SoC and memory tester boundary. Broader semiconductor-test or equipment activity is relevant only to the extent that its relationship to the included offerings can be established.

This perspective is a scope and consistency check, not permission to assign an assumed portion of a broader business to the study. Records with incompatible product, period, or contractual coverage provide context rather than substitutes for in-scope evidence.

2.4.2. Bottom-Up Approach

The bottom-up role is to examine whether documented business associated with individual suppliers can be distinguished as in-scope tester activity rather than broader equipment, software, component, or service business. A product listing establishes an advertised offering, not the commercial value attributable to that offering.

Platform manufacturers, resellers, and lessors may describe different commercial relationships involving equipment. Their records require role-specific interpretation before being considered together; supplier participation alone does not establish a comparable contribution.

2.5. Data Triangulation

Triangulation is intended to test whether independent records support a consistent interpretation of the same tester offering, buyer relationship, or territorial right. Multiple pages originating from the same announcement remain one underlying claim rather than independent corroboration.

Differences in effective period, included products, equipment ownership, or contractual scope should be reconciled before interpretations are combined. A remaining conflict should narrow the conclusion and identify the commercial condition requiring verification, rather than be concealed by combining unlike records.

Figure 4. Global SoC & Memory Semiconductor Tester Market, Data Triangulation

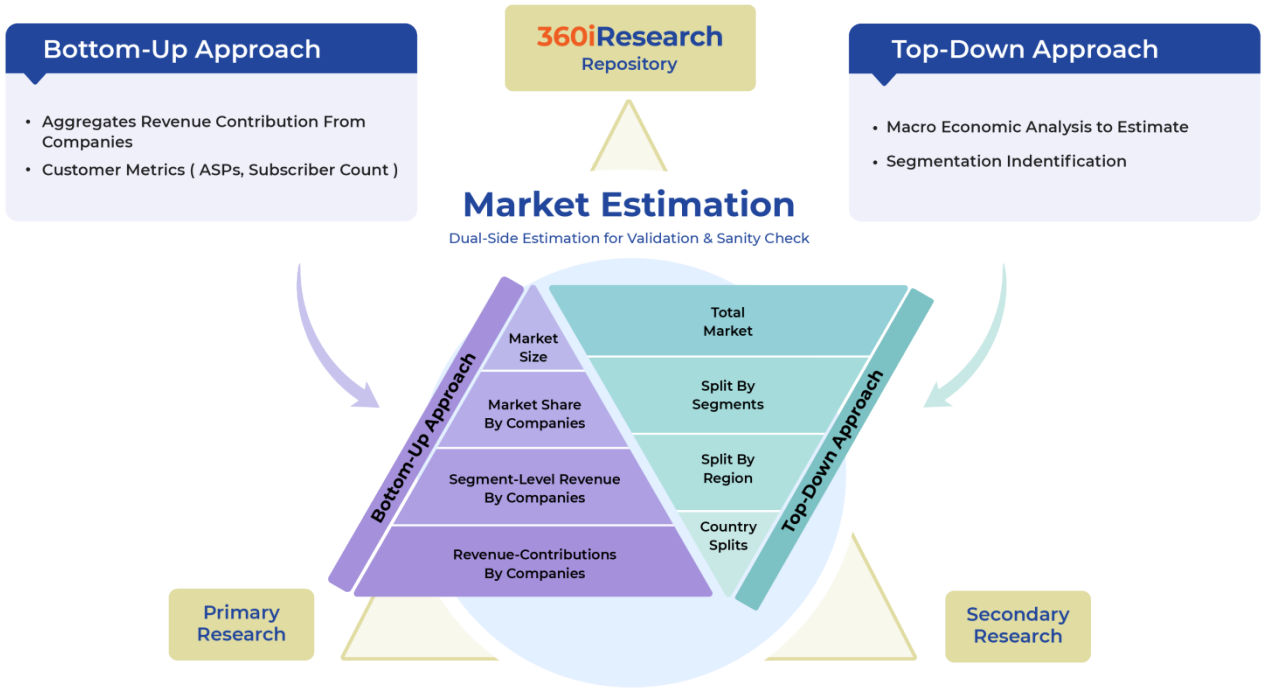

2.6. Research Outcomes

The study is intended to support defensible comparisons of tester offerings, buyer requirements, acquisition options, and routes to market. Its decision value lies in identifying what must be established before a platform change, equipment commitment, leasing arrangement, or channel relationship can be treated as commercially feasible.

Conclusions should distinguish documented alternatives from conditional possibilities, including the qualification, contractual rights, and delivery or support requirements that could change a purchasing or competitive assessment.

2.7. Research Assumptions

- Offering comparability depends on the named configuration and documented application, not merely on a product-family label. A description spanning several memory families does not by itself establish equivalence to a combined SoC and memory offering.
- Specification authority, commercial approval, equipment ownership, and operation may belong to different organizations. Buyer-access analysis must establish those responsibilities rather than assume that the semiconductor designer is the equipment purchaser.
- Comparisons of purchase, leasing, and channel options depend on the rights and obligations attached to each arrangement. Equipment access, software rights, acceptance responsibilities, and support commitments should not be presumed equivalent.

- Forward-looking demand interpretations remain conditional on buyer qualification, acquisition decisions, and delivery commitments. Exposure to a semiconductor end market alone does not establish demand for a particular tester platform.

2.8. Research Limitations

- Corporate portfolios and business disclosures may combine in-scope testers with other equipment, components, software, or services. Such records require product-specific interpretation and cannot automatically support conclusions about the tester business alone.
- Commercial acceptance for one purpose, buyer, or test insertion cannot be presumed transferable to another. Engineering use, production use, and deployment across multiple insertions require their own relevant evidence before being treated as interchangeable purchasing options.
- An advertised platform does not by itself establish lease eligibility, transferable software rights, warranty coverage, reseller authority, or service obligations. Acquisition comparisons remain conditional on the applicable commercial terms.
- A supplier's geographic footprint does not establish availability or support for every named platform in every jurisdiction. Market-access conclusions must remain specific to the offering, territory, responsible commercial party, and effective period.

3. Executive Summary

3.1. Introduction

The Global SoC & Memory Semiconductor Tester market is a competition for accepted device-program configurations, not interchangeable product-family labels. Teradyne, Inc.'s Magnum xx.xx spans several memory families and low-end SoC applications while distinguishing engineering and production configurations. This creates a credible consolidation option, but not assurance that one delivered system meets every application, purpose, or insertion. Buyers should preserve the intended equipment mandate when comparing shared-platform and separate-system proposals.

Turning platform selection into a purchase also depends on who can commit. Teradyne distinguishes customers specifying platforms from customers ordering equipment; Amkor discloses customer-consigned testers. A design-side selection can therefore influence production without constituting an operator-funded purchase. The decisive commercial relationship joins the named configuration, acceptance authority, responsible purchaser, and operating organization. Combined commitments require explicit acceptance of the intended roles; separate commitments retain sourcing freedom where that acceptance remains unresolved.

Sources & Evidence

1. Magnum 2 | Memory Test Solution from Teradyne
   · Magnum xx.xx lists several memory families and low-end SoC applications, distinguishes engineering and production configurations, and describes engineering-program continuity. These are portfolio claims, not customer-specific acceptance. ([teradyne.com](https://www.teradyne.com/products/magnum-xx.xx/))
2. Teradyne, Inc. Form 10-K for the Year Ended December 31, 2025
   · Teradyne's 2025 filing distinguishes customers specifying platforms from customers placing orders and receiving equipment, supporting separate specification and purchasing milestones. ([investors.teradyne.com](https://investors.teradyne.com/sec-filings/all-sec-filings/content/xx.xx-xx.xx-xx.xx/xx.xx-xx.xx-xx.xx.pdf))
3. Amkor Technology, Inc. Form 10-K for the Year Ended December 31, 2025
   · Amkor discloses customer-consigned test equipment, demonstrating that equipment ownership and operation can belong to different organizations. ([sec.gov](https://www.sec.gov/Archives/edgar/data/xx.xx/xx.xx/amkr-xx.xx.htm))

3.2. CXO Perspective

Installed-platform buyers should distinguish assets retained from obligations changed. ADVANTEST CORPORATION documents V93000 program and interface-hardware compatibility; Chroma ATE Inc. advertises xx.xx migration features. Incumbents should specify equipment-level continuity, while challengers need a written migration scope identifying preserved assets and remaining approvals. Retention can preserve investments but reinforces platform dependence; switching becomes more defensible when the retained configuration cannot fulfill the approved requirement.

For Outsourced Assembly and Test Providers, capital approval should follow dependable program commitments or an accepted alternative deployment. Amkor reports generally nonbinding customer forecasts and equipment-redeployment exposure. Early readiness competes with the risk of retaining equipment obligations after work changes; deferral is preferable when neither dependable work nor a credible alternative supports the commitment.

Commercial and procurement leaders should separately establish transaction permissions and site-level support. Teradyne's 2025 filing reports export-related sales limitations, while Advantest states that coverage varies by platform and selected options. These disclosures support equipment- and destination-specific commitments, not blanket jurisdictional conclusions or uniform global service.

Sources & Evidence

1. V93000 | SoC Test Systems | ADVANTEST CORPORATION
   · Advantest documents V93000 cross-generation reuse of programs and interface hardware, providing a conditional retained-investment proposition. ([advantest.com](https://www.advantest.com/en/products/semiconductor-test-system/soc/v93000/))
2. Customer Service Agreement | Uptime Services | ADVANTEST CORPORATION
   · Advantest states that support packages vary by platform and that options can customize coverage, response, spares, and on-site support. ([advantest.com](https://www.advantest.com/en/customer-services/uptime/csa/))
3. Teradyne, Inc. Form 10-K for the Year Ended December 31, 2025
   · Teradyne reports export-compliance limitations on certain transactions and regions; the disclosure does not determine every tester transaction's eligibility. ([investors.teradyne.com](https://investors.teradyne.com/sec-filings/all-sec-filings/content/xx.xx-xx.xx-xx.xx/xx.xx-xx.xx-xx.xx.pdf))
4. Amkor Technology, Inc. Form 10-K for the Year Ended December 31, 2025
   · Amkor describes generally nonbinding customer forecasts, potential cancellations or delays, and equipment that may not be readily redeployed. Commitment-matched investment is a conditional implication. ([sec.gov](https://www.sec.gov/Archives/edgar/data/xx.xx/xx.xx/amkr-xx.xx.htm))
5. Chroma 3680 Advanced SoC Test System
   · Chroma advertises xx.xx program and pattern converters and acceptance of other testers' interface assets; individual portability requires a specific commitment. ([chromaate.com](https://www.chromaate.com/en/product/advanced_soc_analog_test_system_3680_36))

3.3. New Revenue Opportunities

Assessed revenue routes include installed-account retention or documented migration; GDDR7 engineering with Introspect Technology's M5512 and nonvolatile-memory engineering with NplusT Srl's TESTMESH; supported pre-owned equipment for operators; integrated open-standard SoC systems such as Marvin Test Solutions, Inc.'s TS-960e; and the announced UltraFLEXplus-Prexa SDP coordination route for foundries and Outsourced Assembly and Test Providers. These are conditional ways to serve defined purchasing mandates, not evidence of production adoption or assured account access. The Opportunity Mapping section details the distinct access conditions and alternatives.

Sources & Evidence

1. V93000 | SoC Test Systems | ADVANTEST CORPORATION
   · V93000 compatibility supports an installed-account continuity route where the buyer's retained assets remain applicable.
   ([advantest.com](https://www.advantest.com/en/products/semiconductor-test-system/soc/v93000/))
2. Business | Advantest Pre-Owned Solutions | ADVANTEST CORPORATION
   · Advantest's pre-owned business describes refurbished or reconfigured equipment, license switching, installation, and maintenance, establishing a supported-reuse offering.
   ([advantest.com](https://www.advantest.com/en/customer-services/apo/business/))
3. PXIe Semiconductor Test System | Marvin Test Solutions, Inc.
   · Marvin advertises TS-960e as an integrated PXI Express SoC and SiP system incorporating its interface and software, establishing a complete-system purchasing route.
   ([marvintest.com](https://www.marvintest.com/Product/TS-960e-Series))
4. Teradyne Introduces Integrated Test Solution for AI and Data Center Devices in Collaboration with Tokyo Electron
   · Teradyne announced a coordinated UltraFLEXplus and Tokyo Electron Prexa SDP proposition for fabless designers, foundries, and OSATs; the announcement does not establish customer adoption.
   ([investors.teradyne.com](https://investors.teradyne.com/news-events/press-releases/detail/xx.xx/teradyne-introduces-integrated-test-solution-for-ai-and-data-center-devices-in-collaboration-with-tokyo-electron))
5. Chroma 3680 Advanced SoC Test System
   · The advertised xx.xx migration features provide a challenger proposition, not proof of universal asset portability or customer acceptance.
   ([chromaate.com](https://www.chromaate.com/en/product/advanced_soc_analog_test_system_3680_36))
6. M5512 GDDR7 Memory Test System - Introspect Technology
   · Introspect markets M5512 for GDDR7 memory-IC characterization and functional testing and also advertises production screening; another operator's acceptance is not established.
   ([introspect.ca](https://introspect.ca/product/m5512-gddr7-memory-test-system/))
7. TESTMESH - NplusT
   · NplusT markets TESTMESH as a nonvolatile-memory engineering family with differentiated configurations and additional production-monitoring roles, supporting model-specific rather than blanket production conclusions. ([n-plus-t.com](https://www.n-plus-t.com/products/testmesh/))

3.4. Next-Generation Business Models

Supported reuse and alternative ownership are evidenced options, not proof of a market-wide shift away from equipment purchase. Advantest's pre-owned route combines refurbishment, license switching, installation, and maintenance. TEAM A.T.E. offers rentals, rent-to-own structures, and leases but states that it does not maintain a worldwide field-service organization. OEM-managed reuse can consolidate obligations; an intermediary route can change equipment access while requiring separately secured local service and entitlements.

Leasing should be selected for its actual commitment terms, not presumed exit flexibility. Advantest reported that its customer semiconductor-system leases outstanding on March xx.xx 2025 and March xx.xx 2026 were noncancelable. Buyers and lessors should align duration, cancellation, substitution, relocation, and return responsibilities with the intended program. Where continuing obligations exceed dependable use, deferral is more defensible than assuming that a different ownership label removes program risk.

Sources & Evidence

1. Business | Advantest Pre-Owned Solutions | ADVANTEST CORPORATION
   · The OEM-managed pre-owned route combines asset resale with license switching and continuing support; equipment-specific suitability and availability still require an offer. ([advantest.com](https://www.advantest.com/en/customer-services/apo/business/))
2. TEAM A.T.E. | Services
   · TEAM A.T.E. describes rentals, rent-to-own structures, and leases and expressly states that it does not maintain a worldwide field-service organization. ([team-ate.com](https://www.team-ate.com/services))
3. Advantest Corporation - Annual Securities Report and Business Report for the Twelve-Month Period Ended March 31, 2026
   · Advantest reports that its customer semiconductor-test-system lease agreements outstanding on March xx.xx 2025 and March xx.xx 2026 were noncancelable, challenging presumed flexible exit. ([advantest.com](https://www.advantest.com/document/en/investors/ir-library/report/IR_SecuritiesandBusinesReport_84th_en.pdf))

3.5. Industry Roadmap

For 2026-2027, prioritize conversion of named capability into commercial commitments. Teradyne's Magnum E2 announcement establishes an advanced-DRAM and flash proposition, not customer adoption. Suppliers should make equipment commitments conditional on operator acceptance, funded orders, and agreed delivery and support. Eligible installed T5503 users should assess the documented T5503HS2 upgrade before replacement; that route is not an alternative for every new-memory requirement.

For 2028-2029, tie project-specific resources to purchasing releases and identified deployment needs that require funded equipment. Amkor's September xx.xx 2026 Arizona announcement anticipates phase-two construction beginning in late 2027 and completion by the end of 2029. Those expectations justify engagement, not assumed tester awards. Suppliers should preserve resource-redeployment options if project timing changes rather than depend on an unawarded installation.

For 2030-2032, buyers serving continuing Automotive and Industrial Electronics programs should establish support horizons, entitlement continuity, and replacement decision points. NXP's longevity program allows specified facility transfers and compatible-product migration, while Advantest's service coverage remains platform-dependent and customizable. Device longevity therefore does not guarantee unchanged tester suitability or matching support. Retention remains conditional on accepted requirements; replacement is appropriate when those requirements exceed the supported configuration.

Sources & Evidence

1. T5503HS2 | Memory Test Systems | ADVANTEST CORPORATION
   · Advantest expressly documents upgrading installed T5503 equipment to T5503HS2, supporting installation-specific upgrade assessment rather than presumed complete replacement. ([advantest.com](https://www.advantest.com/en/products/semiconductor-test-system/memory/t5503hs2/))
2. Customer Service Agreement | Uptime Services | ADVANTEST CORPORATION
   · Platform-dependent service packages and customizable support establish separately contracted coverage, not a support horizon automatically matching a semiconductor device program. ([advantest.com](https://www.advantest.com/en/customer-services/uptime/csa/))

3. Teradyne Announces Magnum E2 to Address Next-Generation Memory Test Demands Driven by AI and High-Performance Computing

   · Teradyne's Magnum E2 announcement describes advanced DRAM and flash applications and engineering and production configurations; it establishes a supplier proposition rather than demonstrated adoption. ([investors.teradyne.com](https://investors.teradyne.com/news-events/press-releases/detail/xx.xx/teradyne-announces-magnum-e2-to-address-next-generation-memory-test-demands-driven-by-ai-and-high-performance-computing))

4. Product Longevity | NXP Semiconductors

   · NXP's longevity program permits specified facility transfers and migration to compatible products. Those device commitments do not establish an unchanged configuration or a corresponding tester-support obligation. ([nxp.com](https://www.nxp.com/products/nxp-product-information/nxp-product-programs/product-longevity%3APRDCT_LONGEVITY_HM))

5. Amkor Technology Announces Phase 2 of Arizona Advanced Packaging and Test Campus; Expands Investment to $12 Billion

   · Amkor's September xx.xx 2026 announcement anticipates Arizona phase-two construction beginning in late 2027 and completion by the end of 2029. These are project expectations, not identified tester awards. ([ir.amkor.com](https://ir.amkor.com/news-releases/news-release-details/amkor-technology-announces-phase-xx.xx-arizona-advanced-packaging))

4. Market Overview

4.1. Introduction

The Global SoC & Memory Semiconductor Tester market is a platform-based equipment business encompassing SoC Testers, Memory Testers, and Combined SoC & Memory Testers. ▪▪▪▪▪▪▪ ▪▪▪▪▪▪▪▪▪▪ ▪▪▪▪▪▪▪▪▪▪ ▪▪▪▪▪▪▪ ▪▪▪▪▪▪▪ ▪▪▪▪▪▪▪▪▪ ▪▪▪▪▪▪▪▪▪▪▪▪ ▪▪▪▪▪▪▪▪ ▪▪▪▪▪ ▪▪▪▪▪▪▪ ▪▪▪▪▪▪ ▪▪▪▪▪▪▪▪ ▪▪▪ ▪▪▪▪▪▪▪ ▪▪▪ ▪▪▪▪▪▪▪▪▪▪▪▪ ▪▪▪ ▪▪▪▪▪▪ ▪▪ ▪▪▪▪▪▪ ▪▪▪▪▪▪▪▪▪ ▪▪▪▪▪▪▪▪▪▪ ▪▪▪▪▪▪▪▪ ▪▪▪▪▪▪ ▪▪▪ ▪▪▪ ▪▪▪▪▪▪▪▪ ▪▪▪▪▪▪ ▪▪▪▪▪▪▪▪▪▪ Multi-Family Memory Testers and Combined SoC & Memory Testers consequently require distinct configuration comparisons; memory-family breadth alone does not establish comprehensive SoC coverage.

The commercial boundary includes engineering and production purposes, proprietary and open-standard architectures, equipment purchase and leasing, and direct and distributor or reseller relationships. ▪▪▪▪ ▪▪▪▪▪▪▪▪ ▪▪▪ ▪▪▪▪▪▪▪▪▪▪ ▪▪ ▪▪▪▪▪▪▪▪▪ ▪▪▪▪▪▪▪▪▪▪▪▪▪ ▪▪▪▪▪▪▪▪ ▪▪▪ ▪▪▪▪▪▪▪▪▪ ▪▪▪▪▪▪ ▪▪▪▪▪▪▪▪ ▪▪▪ ▪ ▪▪▪▪▪▪▪▪▪ ▪▪▪▪▪▪▪▪▪▪▪ ▪▪▪ ▪▪▪▪▪▪ ▪▪▪▪▪▪▪▪▪▪▪ ▪▪▪▪▪▪▪▪▪ ▪▪▪▪▪▪▪▪▪▪▪ ▪▪▪▪▪ ▪▪▪▪▪▪▪▪▪▪▪▪▪ ▪▪▪▪▪ ▪▪▪▪▪▪▪▪▪▪ ▪▪▪▪▪▪▪▪▪ ▪▪▪▪▪ ▪▪▪▪▪▪▪▪▪▪▪▪▪▪▪▪ ▪▪▪▪▪ ▪▪▪ ▪▪▪▪▪▪▪▪▪▪▪▪▪▪▪ ▪▪▪▪ ▪▪▪▪▪▪▪ ▪▪▪▪▪▪▪▪▪ ▪▪▪▪▪▪▪▪▪▪ ▪▪▪▪▪▪▪▪▪ ▪▪▪▪▪▪▪ ▪▪▪ ▪▪▪▪▪▪▪ Handling, probing, software, and support affect equipment usability but are not, by themselves, evidence that an organization supplies an in-scope tester.

Figure 5. Global SoC & Memory Semiconductor Tester Market Size, 2017-2040 (USD Million, Growth %)

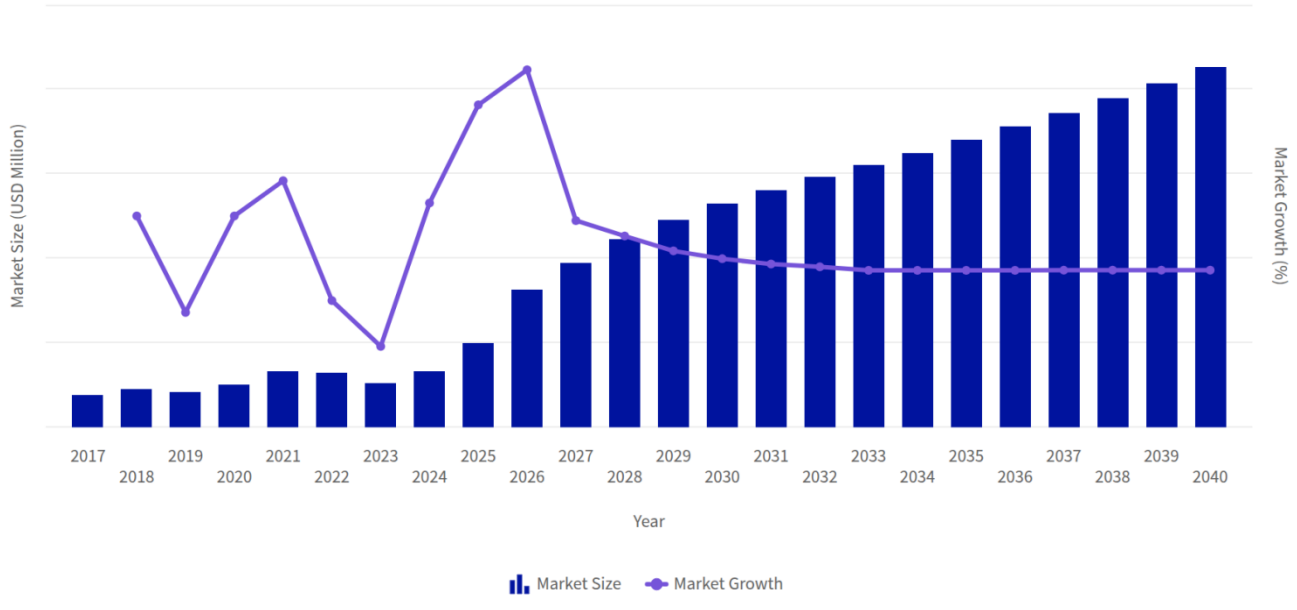

Table 2. Global SoC & Memory Semiconductor Tester Market Size, 2017-2040 (USD Million, Growth %)

Metric	2017	2024	2025	2026	2027	2032	2040
Market Size (USD Million)	xx.xx	xx.xx	xx.xx	xx.xx	xx.xx	xx.xx	xx.xx
Market Growth (%)	xx.xx	xx.xx	xx.xx	xx.xx	xx.xx	xx.xx	xx.xx

Sources & Evidence

1. Magnum 2 | Memory Test Solution from Teradyne
   - Magnum xx.xx lists NOR, NAND, SRAM, DRAM, and low-end SoC applications.
2. V93000 | SoC Test Systems | ADVANTEST CORPORATION
   - Advantest presents V93000 as a SoC platform.
3. T5503HS2 | Memory Test Systems | ADVANTEST CORPORATION
   - T5503HS2 is presented for DRAM applications, including HBM.
4. What Is the Semiconductor Test System (STS)? - NI
   - NI describes STS as a PXI-based integrated offering for RF, mixed-signal, and MEMS devices.
5. Advantest - FY2024 Consolidated Financial Results Presentation, April 25, 2025
   - Evidence informing the 2023 market-value input; displayed series and growth include calculations: Quarterly product-revenue disclosures support calendar-2023 totals of JPY xx.xx for SoC testers and JPY xx.xx for memory testers, before modeled scope adjustments. ([advantest.com](https://www.advantest.com/document/en/investors/ir-library/result/JE_BIZ_250425_slide.pdf))
   - Evidence informing the 2024 market-value input; displayed series and growth include calculations: Quarterly product-revenue disclosures support calendar-2024 totals of JPY xx.xx for SoC testers and JPY xx.xx for memory testers; handling, services and system-level testing are disclosed separately. ([advantest.com](https://www.advantest.com/document/en/investors/ir-library/result/JE_BIZ_250425_slide.pdf))
6. Advantest - FY2025 Third Quarter Financial Results Presentation, January 28, 2026
   - Evidence informing the 2025 market-value input; displayed series and growth include calculations: The disclosed January-March 2025 quarter and April-December 2025 quarters produce calendar-2025 SoC tester revenue of JPY xx.xx and memory tester revenue of JPY xx.xx. These are supplier revenues, not a published global market total. ([advantest.com](https://www.advantest.com/document/en/investors/ir-library/result/JE_BIZ_260128_slide.pdf))
7. Advantest - FY2026 First Quarter Financial Results Presentation, July 29, 2026
   - Evidence informing the 2026 market-value input; displayed series and growth include calculations: The presentation reports January-March 2026 SoC/memory revenues of JPY xx.xx/xx.xx and April-June revenues of JPY xx.xx/xx.xx. July guidance forecasts fiscal-2026 SoC/memory revenues of JPY xx.xx/xx.xx and supplies the fiscal-to-calendar bridge. Guidance is not realized revenue. ([advantest.com](https://www.advantest.com/document/en/investors/ir-library/result/JE_BIZ_260729_slide.pdf))
   - Evidence informing the 2040 market-value input; displayed series and growth include calculations: Current equipment revenue and company-specific capacity plans constrain the forecast starting point, not the assumed long-run growth rate or the 2040 result. ([advantest.com](https://www.advantest.com/document/en/investors/ir-library/result/JE_BIZ_260729_slide.pdf))

8. Teradyne, Inc. - Form 10-K for the Year Ended December 31, 2025
   - Evidence informing the 2023 market-value input; displayed series and growth include calculations: The revenue-disaggregation table reports 2023 point-in-time SoC revenue of USD xx.xx and memory revenue of USD xx.xx. Replacement parts require a further modeled deduction. ([investors.teradyne.com](https://investors.teradyne.com/sec-filings/all-sec-filings/content/xx.xx-xx.xx-xx.xx/xx.xx-xx.xx-xx.xx.pdf))
   - Evidence informing the 2024 market-value input; displayed series and growth include calculations: The filing reports 2024 point-in-time SoC revenue of USD xx.xx and memory revenue of USD xx.xx separately from over-time revenue and IST. ([investors.teradyne.com](https://investors.teradyne.com/sec-filings/all-sec-filings/content/xx.xx-xx.xx-xx.xx/xx.xx-xx.xx-xx.xx.pdf))
   - Evidence informing the 2025 market-value input; displayed series and growth include calculations: The filing reports 2025 point-in-time SoC revenue of USD xx.xx and memory revenue of USD xx.xx. Point-in-time recognition includes products and replacement parts and is therefore an equipment proxy rather than an exact complete-system subtotal. ([investors.teradyne.com](https://investors.teradyne.com/sec-filings/all-sec-filings/content/xx.xx-xx.xx-xx.xx/xx.xx-xx.xx-xx.xx.pdf))
9. Teradyne, Inc. - Form 10-Q for the Quarterly Period Ended June 28, 2026
   - Evidence informing the 2026 market-value input; displayed series and growth include calculations: First-half 2026 point-in-time revenue was USD xx.xx for SoC and USD xx.xx for memory. Comparable first-half 2025 amounts were USD xx.xx and USD xx.xx independently establishing strong realized growth before the modeled second half. ([investors.teradyne.com](https://investors.teradyne.com/sec-filings/all-sec-filings/content/xx.xx-xx.xx-xx.xx/xx.xx-xx.xx-xx.xx.pdf))
10. Cohu, Inc. - Form 10-K for the Fiscal Year Ended December 27, 2025
    - Evidence informing the 2023 market-value input; displayed series and growth include calculations: Cohu reports 2023 systems-semiconductor test and inspection revenue of USD xx.xx. Only an assumed complete-tester and eligible-device portion enters this market. ([sec.gov](https://www.sec.gov/Archives/edgar/data/xx.xx/xx.xx/cohu20251227_10k.htm))
    - Evidence informing the 2024 market-value input; displayed series and growth include calculations: Cohu reports 2024 systems-semiconductor test and inspection revenue of USD xx.xx separately from non-systems revenue. ([sec.gov](https://www.sec.gov/Archives/edgar/data/xx.xx/xx.xx/cohu20251227_10k.htm))
    - Evidence informing the 2025 market-value input; displayed series and growth include calculations: Cohu reports 2025 systems-semiconductor test and inspection revenue of USD xx.xx. Automation, inspection, interfaces and recurring services prevent attribution of the whole company to SoC testers. ([sec.gov](https://www.sec.gov/Archives/edgar/data/xx.xx/xx.xx/cohu20251227_10k.htm))
11. Hangzhou Changchuan Technology Co., Ltd. - 2025 Annual Report
    - Evidence informing the 2024 market-value input; displayed series and growth include calculations: The product table reports 2024 tester revenue of CNY xx.xx, distinct from handlers and other products. Its SoC-eligible portion remains modeled. ([static.cninfo.com.cn](https://static.cninfo.com.cn/finalpage/2026-xx.xx-xx.xx/xx.xx.PDF))
    - Evidence informing the 2025 market-value input; displayed series and growth include calculations: The product table reports 2025 tester revenue of CNY xx.xx. The filing's broader analog and digital portfolio requires a scope adjustment rather than inclusion of all tester revenue. ([static.cninfo.com.cn](https://static.cninfo.com.cn/finalpage/2026-xx.xx-xx.xx/xx.xx.PDF))

12. YC Corporation - Business Report for the Year Ended December 31, 2025
    - Evidence informing the 2023 market-value input; displayed series and growth include calculations: The sales table reports KRW xx.xx for the 2023 memory-wafer-tester, semiconductor-equipment, parts, modification and related category. Complete-equipment attribution requires a deduction. ([kind.krx.co.kr](https://kind.krx.co.kr/external/2026/xx.xx/xx.xx/xx.xx/xx.xx/xx.xx.htm))
    - Evidence informing the 2024 market-value input; displayed series and growth include calculations: The comparable 2024 category revenue is KRW xx.xx, not an independently isolated complete-tester total. ([kind.krx.co.kr](https://kind.krx.co.kr/external/2026/xx.xx/xx.xx/xx.xx/xx.xx/xx.xx.htm))
    - Evidence informing the 2025 market-value input; displayed series and growth include calculations: The comparable 2025 category revenue is KRW xx.xx. Parts, modifications and other equipment remain a material scope uncertainty. ([kind.krx.co.kr](https://kind.krx.co.kr/external/2026/xx.xx/xx.xx/xx.xx/xx.xx/xx.xx.htm))
13. Chroma ESG - About Chroma: 2025 Group Financial and Operating Profile
    - Evidence informing the 2025 market-value input; displayed series and growth include calculations: Chroma's own disclosure states 2025 group consolidated revenue of USD xx.xx. This broad corporate amount constrains, but does not directly measure, its eligible complete-SoC-tester revenue. ([csr.chromaate.com](https://csr.chromaate.com/en/esg-en/green-chroma-en/brand-en))
14. Chroma ESG - Green Revenue and Financial Performance, 2025
    - Evidence informing the 2024 market-value input; displayed series and growth include calculations: Chroma reports 2025 consolidated revenue growth of xx.xx%. The model uses this company growth rate to backcast its small 2024 scoped revenue budget at a constant conversion basis, not as an observed 2024 tester subtotal. ([csr.chromaate.com](https://csr.chromaate.com/en/esg-en/green-chroma-en/green-revenue-en))
    - Evidence informing the 2025 market-value input; displayed series and growth include calculations: The disclosure distinguishes broad measurement products and SLT demand, reinforcing the need to exclude unrelated corporate revenue from the SoC/memory tester estimate. ([csr.chromaate.com](https://csr.chromaate.com/en/esg-en/green-chroma-en/green-revenue-en))
15. Federal Reserve Board - Foreign Exchange Rates, G.5A, January 5, 2026
    - Evidence informing the 2023 market-value input; displayed series and growth include calculations: The official annual-average exchange-rate release supplies the currency-conversion benchmark; the model uses JPY xx.xx per USD for its large calendar-2023 Japanese revenue anchor and an explicitly rounded KRW conversion for the smaller Korean budget. ([fred.stlouisfed.org](https://fred.stlouisfed.org/series/AEXJPUS/))
    - Evidence informing the 2024 market-value input; displayed series and growth include calculations: The model uses JPY xx.xx per USD for calendar 2024; small CNY and KRW budgets use disclosed approximate conversion assumptions close to the official annual averages. ([fred.stlouisfed.org](https://fred.stlouisfed.org/series/AEXJPUS/))
    - Evidence informing the 2025 market-value input; displayed series and growth include calculations: The model uses JPY xx.xx per USD for calendar 2025. CNY xx.xx and KRW xx.xx per USD are rounded modeling conventions, not the release's exact observations. ([fred.stlouisfed.org](https://fred.stlouisfed.org/series/AEXJPUS/))
16. SEMI - 2018 Global Semiconductor Equipment Sales Jump to Record USD 64.5 Billion
    - Evidence informing the 2017 market-value input; displayed series and growth include calculations: The association's member-billings release reports xx.xx% growth in total test equipment sales in 2018. Its inverse supplies the 2017 historical proxy; it is not a direct observation of the narrower captured market. ([www1.semi.org](https://www1.semi.org/en/2018-global-semiconductor-equipment-sales-jump-record-xx.xx-billion))
    - Evidence informing the 2018 market-value input; displayed series and growth include calculations: The release reports approximately USD xx.xx of total semiconductor-equipment sales in 2018, used only with the 2019 equipment total as a disclosed broad-cycle proxy. ([www1.semi.org](https://www1.semi.org/en/2018-global-semiconductor-equipment-sales-jump-record-xx.xx-billion))

17. SEMI - 2020 Global Semiconductor Equipment Sales Surge 19% to Industry Record USD 71.2 Billion
    - Evidence informing the 2018 market-value input; displayed series and growth include calculations: The release reports 2019 total equipment billings of USD xx.xx. Relative to the published approximate 2018 total, this supplies a broad-equipment downturn proxy, not an observed SoC/memory tester growth rate. ([semi.org](https://www.semi.org/en/news-media-press/semi-press-releases/annual-global-semiconductor-equipment-sales))
    - Evidence informing the 2019 market-value input; displayed series and growth include calculations: Reported 2020 total-test-equipment growth of xx.xx% supplies the inverse bridge into 2019. ([semi.org](https://www.semi.org/en/news-media-press/semi-press-releases/annual-global-semiconductor-equipment-sales))
    - Evidence informing the 2020 market-value input; displayed series and growth include calculations: The association's member-submitted billings dataset reports xx.xx% total-test-equipment growth in 2020, used as a historical demand-cycle proxy. ([semi.org](https://www.semi.org/en/news-media-press/semi-press-releases/annual-global-semiconductor-equipment-sales))
18. SEMI - 2021 Global Semiconductor Equipment Sales Surge 44% to Industry Record USD 102.6 Billion
    - Evidence informing the 2020 market-value input; displayed series and growth include calculations: Reported total-test-equipment sales growth of xx.xx% in 2021 supports the inverse bridge from the 2021 estimate to 2020. ([semi.org](https://www.semi.org/en/news-media-press-releases/semi-press-releases/2021-global-semiconductor-equipment-sales-surge-xx.xx%xx.xx-to-industry-record-%xx.xx-billion-semi-reports))
    - Evidence informing the 2021 market-value input; displayed series and growth include calculations: The xx.xx% test-equipment increase is a member-billings observation for a broader equipment class, not the final market value returned here. ([semi.org](https://www.semi.org/en/news-media-press-releases/semi-press-releases/2021-global-semiconductor-equipment-sales-surge-xx.xx%xx.xx-to-industry-record-%xx.xx-billion-semi-reports))
19. SEMI - Global Semiconductor Equipment Billings Reach Industry Record USD 107.6 Billion in 2022
    - Evidence informing the 2021 market-value input; displayed series and growth include calculations: The release reports a xx.xx% contraction in total-test-equipment billings in 2022, supporting the inverse historical bridge into 2021. ([semi.org](https://www.semi.org/en/news-media-press-releases/semi-press-releases/global-semiconductor-equipment-billings-reach-industry-record-%xx.xx-billion-in-2022-semi-reports))
20. SEMI - Global Semiconductor Equipment Billings Slip to USD 106.3 Billion in 2023
    - Evidence informing the 2023 market-value input; displayed series and growth include calculations: The xx.xx% broader test-equipment decline supplies a historical-cycle constraint and one small-supplier backcast assumption, not the target-market level. ([semi.org](https://www.semi.org/en/news-media-press-releases/semi-press-releases/global-semiconductor-equipment-billings-slip-to-%xx.xx-billion-in-2023-semi-reports))
21. SEMI - Global Semiconductor Equipment Billings Surged to USD 117 Billion in 2024
    - Evidence informing the 2024 market-value input; displayed series and growth include calculations: Realized total-test-equipment billings increased xx.xx% in 2024. This independently checks the direction and approximate magnitude of the modeled target-market recovery without substituting the broader category for this market. ([semi.org](https://www.semi.org/en/semi-press-release/global-semiconductor-equipment-billings-surged-to-xx.xx-billion-dollars-in-2024-semi-reports))
22. SEMI - Global Semiconductor Equipment Billings Reached USD 135 Billion in 2025
    - Evidence informing the 2025 market-value input; displayed series and growth include calculations: The association reports realized total-test-equipment billings growth of xx.xx% in 2025. The modeled target-market increase of approximately xx.xx% is directionally consistent; differing product boundaries prevent an exact reconciliation. ([semi.org](https://www.semi.org/en/SEMI-Reports-Global-Semiconductor-Equipment-Billings-Reached-xx.xx-Billion-in-2025))

23. Advantest - Annual Securities Report and Business Report for the Year Ended March 31, 2026
· Evidence informing the 2025 market-value input; displayed series and growth include calculations: Note xx.xx identifies customer operating leases of semiconductor test systems and JPY xx.xx of future payments receivable at March xx.xx 2025. This establishes a small supplier-specific leasing activity, not annual global leasing revenue.
([advantest.com](https://www.advantest.com/document/en/investors/ir-library/report/IR_SecuritiesandBusinesReport_84th_en.pdf))
· Evidence informing the 2026 market-value input; displayed series and growth include calculations: Future customer lease payments receivable were JPY xx.xx at March xx.xx 2026; disclosed terms were one to three years and noncancelable. These figures qualify any assumption that OEM leasing is necessarily large or offers flexible exit.
([advantest.com](https://www.advantest.com/document/en/investors/ir-library/report/IR_SecuritiesandBusinesReport_84th_en.pdf))
24. Amkor Technology, Inc. - Form 10-K for the Year Ended December 31, 2025
· Evidence informing the 2025 market-value input; displayed series and growth include calculations: Amkor reports 2025 capital expenditures of USD xx.xx versus USD xx.xx in 2024, covering packaging, testing and facilities. The amount is a buyer-spending constraint, not tester-only spending.
([sec.gov](https://www.sec.gov/Archives/edgar/data/xx.xx/xx.xx/amkr-xx.xx.htm))
· Evidence informing the 2026 market-value input; displayed series and growth include calculations: The filing's USD xx.xx-xx.xx 2026 capital-expenditure expectation is primarily increased by Arizona construction. It cannot be treated as an equivalent tester award or annual tester-market increment.
([sec.gov](https://www.sec.gov/Archives/edgar/data/xx.xx/xx.xx/amkr-xx.xx.htm))
· Evidence informing the 2028 market-value input; displayed series and growth include calculations: Standardized tester investment, customer-consigned equipment and equipment-redeployment risks qualify the conversion from announced capacity projects to incremental tester purchases. No project investment is added directly to the 2028 forecast.
([sec.gov](https://www.sec.gov/Archives/edgar/data/xx.xx/xx.xx/amkr-xx.xx.htm))
· Evidence informing the 2029 market-value input; displayed series and growth include calculations: The buyer's broad spending and commitment disclosures support retaining procurement-conversion and reuse uncertainty rather than equating project completion with tester sales.
([sec.gov](https://www.sec.gov/Archives/edgar/data/xx.xx/xx.xx/amkr-xx.xx.htm))

4.2. Key Growth Contribution

Engineering-to-production continuity can support tester adoption when a design-side selection becomes an accepted production commitment. NI documents shared STS hardware and software across those environments, providing a concrete continuity mechanism. Serving that opportunity requires a configuration accepted by the production operator, usable rights, and an accountable support arrangement. Teradyne's distinction between specifying and purchasing customers explains the material counterforce: platform influence does not itself constitute an equipment order, and continuity may preserve existing equipment rather than trigger another acquisition.

Figure 6. Global SoC & Memory Semiconductor Tester Market, Key Growth Contribution, by Region, 2025-2032 (USD Million)

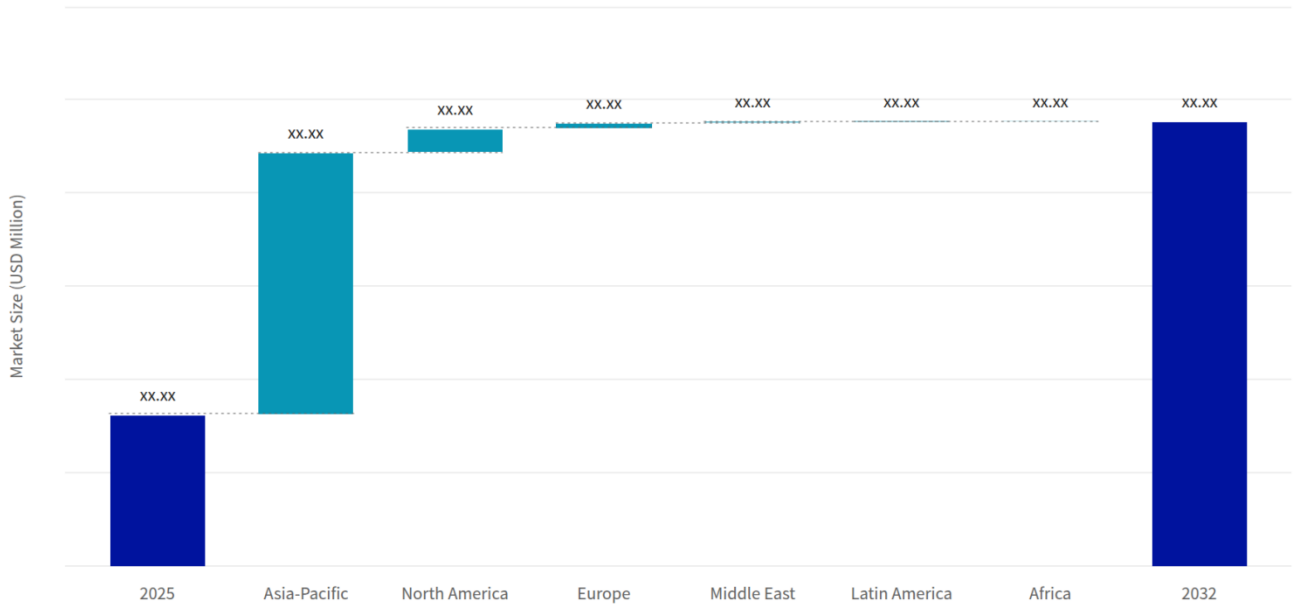

Figure 7. Global SoC & Memory Semiconductor Tester Market, Key Growth Contribution, by Country, 2025-2032 (CAGR %)

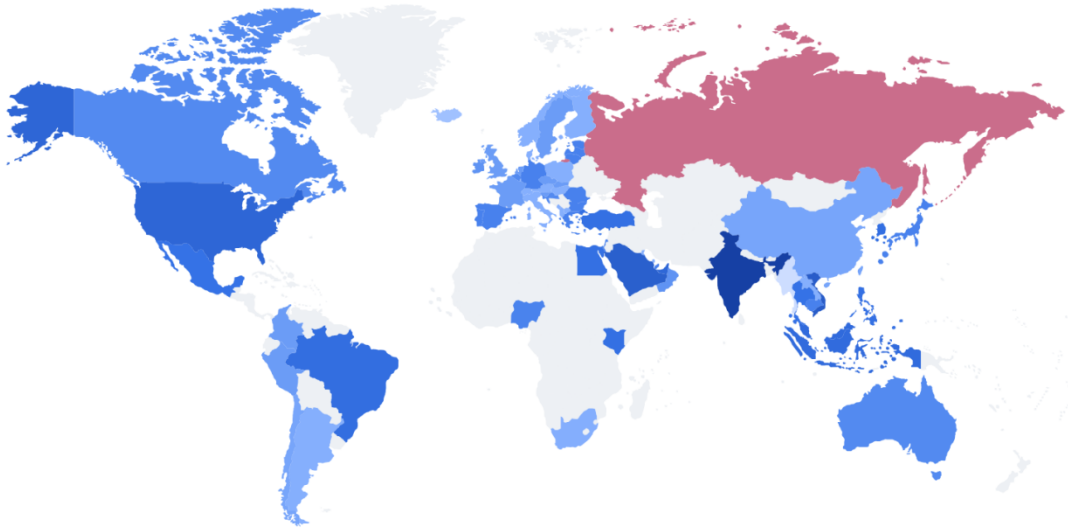

Table 3. Global SoC & Memory Semiconductor Tester Market, Key Growth Contribution, 2025-2032

Scope	Leading Category	Added Market Size (USD Million)	Growth Share (%)	CAGR (%)
Acquisition Model	xx.xx	xx.xx	xx.xx	xx.xx
Buyer Type	xx.xx	xx.xx	xx.xx	xx.xx
Country	xx.xx	xx.xx	xx.xx	xx.xx
Platform Architecture	xx.xx	xx.xx	xx.xx	xx.xx
Region	xx.xx	xx.xx	xx.xx	xx.xx
Sales Channel	xx.xx	xx.xx	xx.xx	xx.xx
Semiconductor End Market	xx.xx	xx.xx	xx.xx	xx.xx
Test Insertion	xx.xx	xx.xx	xx.xx	xx.xx
Test Purpose	xx.xx	xx.xx	xx.xx	xx.xx
Tester Type	xx.xx	xx.xx	xx.xx	xx.xx

Sources & Evidence

1. A New Approach for IC Test - Leveraging the Strength of the PXI Platform - NI

   · NI describes STS configurations sharing hardware and software across characterization and production, establishing a supplier-documented continuity proposition rather than customer-specific production acceptance. ([ni.com](https://www.ni.com/en/shop/electronic-test-instrumentation/what-is-the-semiconductor-test-system/a-new-approach-for-ic-test---leveraging-the-strength-of-the-pxi-.html))

   · Evidence informing base-year allocation inputs; displayed values and growth are calculated: Describes scalable characterization and production configurations and the commercial constraints of traditional laboratory ATE, supporting a distinct engineering purchasing model. ([ni.com](https://www.ni.com/en/shop/electronic-test-instrumentation/what-is-the-semiconductor-test-system/a-new-approach-for-ic-test---leveraging-the-strength-of-the-pxi-.html))

   · Evidence informing forecast-year allocation inputs; displayed values and growth are calculated: Describes scalable characterization and production configurations and the commercial constraints of traditional laboratory ATE, supporting a distinct engineering purchasing model. ([ni.com](https://www.ni.com/en/shop/electronic-test-instrumentation/what-is-the-semiconductor-test-system/a-new-approach-for-ic-test---leveraging-the-strength-of-the-pxi-.html))

   · Evidence informing base-year allocation inputs; displayed values and growth are calculated: Shared hardware and software support a continuity scenario, but the record provides neither accepted joint-deployment revenue nor future penetration; both remain explicit assumptions. ([ni.com](https://www.ni.com/en/shop/electronic-test-instrumentation/what-is-the-semiconductor-test-system/a-new-approach-for-ic-test---leveraging-the-strength-of-the-pxi-.html))

   · Evidence informing forecast-year allocation inputs; displayed values and growth are calculated: Shared hardware and software support a continuity scenario, but the record provides neither accepted joint-deployment revenue nor future penetration; both remain explicit assumptions. ([ni.com](https://www.ni.com/en/shop/electronic-test-instrumentation/what-is-the-semiconductor-test-system/a-new-approach-for-ic-test---leveraging-the-strength-of-the-pxi-.html))

2. Teradyne, Inc. Form 10-K for the Year Ended December 31, 2025

- Teradyne distinguishes customers specifying platforms from customers placing orders and receiving equipment, supporting a conditional distinction between engineering influence and equipment acquisition. ([investors.teradyne.com](https://investors.teradyne.com/sec-filings/all-sec-filings/content/xx.xx-xx.xx-xx.xx/xx.xx-xx.xx-xx.xx.pdf))
- Evidence informing the 2025 market-value input; displayed series and growth include calculations: The filing reports 2025 point-in-time SoC revenue of USD xx.xx and memory revenue of USD xx.xx. Point-in-time recognition includes products and replacement parts and is therefore an equipment proxy rather than an exact complete-system subtotal. ([investors.teradyne.com](https://investors.teradyne.com/sec-filings/all-sec-filings/content/xx.xx-xx.xx-xx.xx/xx.xx-xx.xx-xx.xx.pdf))
- Evidence informing base-year allocation inputs; displayed values and growth are calculated: Customer-site geography and broader revenue disclosures support the scoped national destination bridge.
- Evidence informing base-year allocation inputs; displayed values and growth are calculated: Customer-site attribution distinguishes receiving locations from specifying customer headquarters.
- Evidence informing base-year allocation inputs; displayed values and growth are calculated: Europe revenue requires a substantial modeled exclusion of adjacent businesses and services.
- Evidence informing base-year allocation inputs; displayed values and growth are calculated: Disclosed Asian customer-site revenues constrain the joint regional proxy.
- Evidence informing base-year allocation inputs; displayed values and growth are calculated: 2025 point-in-time SoC revenue is USD xx.xx; equipment and eligible-device deductions remain modeled.
- Evidence informing base-year allocation inputs; displayed values and growth are calculated: 2025 point-in-time memory revenue is USD xx.xx; replacement parts require the inherited equipment adjustment.
- Evidence informing base-year allocation inputs; displayed values and growth are calculated: Separately reported specifying and purchasing customers support treating commercial roles distinctly, without adding overlapping customer percentages.
- Evidence informing forecast-year allocation inputs; displayed values and growth are calculated: Separately reported specifying and purchasing customers support treating commercial roles distinctly, without adding overlapping customer percentages.
- Evidence informing base-year allocation inputs; displayed values and growth are calculated: Reported 2024-2025 product revenues supply a realized-demand challenge, but do not identify engineering-only sales; the allocation retains this attribution limitation. ([investors.teradyne.com](https://investors.teradyne.com/sec-filings/all-sec-filings/content/xx.xx-xx.xx-xx.xx/xx.xx-xx.xx-xx.xx.pdf))
- Evidence informing forecast-year allocation inputs; displayed values and growth are calculated: Reported 2024-2025 product revenues supply a realized-demand challenge, but do not identify engineering-only sales; the allocation retains this attribution limitation. ([investors.teradyne.com](https://investors.teradyne.com/sec-filings/all-sec-filings/content/xx.xx-xx.xx-xx.xx/xx.xx-xx.xx-xx.xx.pdf))
- Evidence informing base-year allocation inputs; displayed values and growth are calculated: Point-in-time SoC revenue grew approximately xx.xx% while memory declined approximately xx.xx%, qualifying uniform-growth assumptions rather than directly establishing purpose shares. ([investors.teradyne.com](https://investors.teradyne.com/sec-filings/all-sec-filings/content/xx.xx-xx.xx-xx.xx/xx.xx-xx.xx-xx.xx.pdf))
- Evidence informing forecast-year allocation inputs; displayed values and growth are calculated: Point-in-time SoC revenue grew approximately xx.xx% while memory declined approximately xx.xx%, qualifying uniform-growth assumptions rather than directly establishing purpose shares. ([investors.teradyne.com](https://investors.teradyne.com/sec-filings/all-sec-filings/content/xx.xx-xx.xx-xx.xx/xx.xx-xx.xx-xx.xx.pdf))
- Evidence informing base-year allocation inputs; displayed values and growth are calculated: Distinguishes platform specifiers from purchasing customers, supporting the requirement for an accepted joint remit rather than inferring it from platform selection. ([investors.teradyne.com](https://investors.teradyne.com/sec-filings/all-sec-filings/content/xx.xx-xx.xx-xx.xx/xx.xx-xx.xx-xx.xx.pdf))
- Evidence informing forecast-year allocation inputs; displayed values and growth are calculated: Distinguishes platform specifiers from purchasing customers, supporting the requirement for an accepted joint remit rather than inferring it from platform selection. ([investors.teradyne.com](https://investors.teradyne.com/sec-filings/all-sec-filings/content/xx.xx-xx.xx-xx.xx/xx.xx-xx.xx-xx.xx.pdf))
- Evidence informing base-year allocation inputs; displayed values and growth are calculated: OEM platform

3. Advantest - FY2025 Third Quarter Financial Results Presentation, January 28, 2026

- Evidence informing the 2025 market-value input; displayed series and growth include calculations: The disclosed January-March 2025 quarter and April-December 2025 quarters produce calendar-2025 SoC tester revenue of JPY xx.xx and memory tester revenue of JPY xx.xx. These are supplier revenues, not a published global market total. ([advantest.com](https://www.advantest.com/document/en/investors/ir-library/result/JE_BIZ_260128_slide.pdf))
- Evidence informing base-year allocation inputs; displayed values and growth are calculated: Quarterly ship-to records calibrate the Americas destination proxy; equipment scope and regional subdivision remain modeled.
- Evidence informing base-year allocation inputs; displayed values and growth are calculated: Quarterly Europe destination revenue constrains the European equipment-demand weight.
- Evidence informing base-year allocation inputs; displayed values and growth are calculated: Country ship-to revenue provides the main calibration for Asia-Pacific concentration.
- Evidence informing base-year allocation inputs; displayed values and growth are calculated: China deliveries constrain the base country equipment-demand proxy.
- Evidence informing base-year allocation inputs; displayed values and growth are calculated: Korea deliveries constrain the base country equipment-demand proxy.
- Evidence informing base-year allocation inputs; displayed values and growth are calculated: Japan deliveries constrain the base country equipment-demand proxy.
- Evidence informing base-year allocation inputs; displayed values and growth are calculated: Quarterly product disclosures reconstruct calendar-2025 SoC revenue of JPY xx.xx, before the inherited eligible-SoC scope deduction.
- Evidence informing base-year allocation inputs; displayed values and growth are calculated: Quarterly memory revenue totals JPY xx.xx for calendar 2025, anchoring the memory equipment pool rather than a published global share.
- Evidence informing base-year allocation inputs; displayed values and growth are calculated: Quarterly SoC revenues of JPY xx.xx, xx.xx, xx.xx and xx.xx reconstruct calendar-2025 revenue of JPY xx.xx, the supplier revenue ceiling used for modeled eligible OPENSTAR attribution. ([advantest.com](https://www.advantest.com/document/en/investors/ir-library/result/JE_BIZ_260128_slide.pdf))
- Evidence informing base-year allocation inputs; displayed values and growth are calculated: Reported quarters support the calendar-2025 SoC revenue bridge used to estimate Computing's equipment weight. ([advantest.com](https://www.advantest.com/document/en/investors/ir-library/result/JE_BIZ_260128_slide.pdf))
- Evidence informing base-year allocation inputs; displayed values and growth are calculated: The same quarterly equipment revenues constrain the combined Computing/Communications budget before modeled separation. ([advantest.com](https://www.advantest.com/document/en/investors/ir-library/result/JE_BIZ_260128_slide.pdf))
- Evidence informing base-year allocation inputs; displayed values and growth are calculated: The quarterly product table independently reproduces calendar-2025 SoC revenue of JPY xx.xx and memory revenue of JPY xx.xx. These constrain the inherited equipment-revenue scale but do not disclose an acquisition-model split. ([advantest.com](https://www.advantest.com/document/en/investors/ir-library/result/JE_BIZ_260128_slide.pdf))
- Evidence informing base-year allocation inputs; displayed values and growth are calculated: Quarterly product disclosures reconstruct calendar-2025 SoC revenue of JPY xx.xx and memory revenue of JPY xx.xx, supporting the retained scoped manufacturer budget rather than an observed channel share. ([advantest.com](https://www.advantest.com/document/en/investors/ir-library/result/JE_BIZ_260128_slide.pdf))
- Evidence informing base-year allocation inputs; displayed values and growth are calculated: The manufacturer equipment budget provides the economic scale against which inherited intermediary penetration is allocated; the presentation does not quantify reseller receipts. ([advantest.com](https://www.advantest.com/document/en/investors/ir-library/result/JE_BIZ_260128_slide.pdf))
- Evidence informing base-year allocation inputs; displayed values and growth are calculated: Quarterly memory-system receipts reconstruct calendar-2025 revenue of JPY xx.xx, an input to the shared diversified-memory equipment budget.
- Evidence informing forecast-year allocation inputs; displayed values and growth are calculated: Quarterly memory-system receipts reconstruct calendar-2025 revenue of JPY xx.xx, an input to the shared diversified-memory equipment budget.
- Evidence informing base-year allocation inputs; displayed values and growth are calculated: The observed memory receipts constrain the parent purchasing budget from which the modeled intermediate-assembly portion is attributed; no insertion split is disclosed.
- Evidence informing forecast-year allocation inputs; displayed values and growth are calculated: The observed memory receipts constrain the parent purchasing budget from which the modeled intermediate-assembly portion is attributed; no insertion split is disclosed.

4. Cohu, Inc. - Form 10-K for the Fiscal Year Ended December 27, 2025
   · Evidence informing the 2025 market-value input; displayed series and growth include calculations: Cohu reports 2025 systems-semiconductor test and inspection revenue of USD xx.xx. Automation, inspection, interfaces and recurring services prevent attribution of the whole company to SoC testers. ([sec.gov](https://www.sec.gov/Archives/edgar/data/xx.xx/xx.xx/cohu20251227_10k.htm))
   · Evidence informing base-year allocation inputs; displayed values and growth are calculated: Asian destination disclosures provide an independent supplier cross-check on regional concentration.
   · Evidence informing base-year allocation inputs; displayed values and growth are calculated: Cohu describes a primarily direct commercial model supported by targeted independent representatives, supporting direct attribution where the manufacturer remains the contractual seller. ([sec.gov](https://www.sec.gov/Archives/edgar/data/xx.xx/xx.xx/cohu20251227_10k.htm))
   · Evidence informing forecast-year allocation inputs; displayed values and growth are calculated: Cohu describes a primarily direct commercial model supported by targeted independent representatives, supporting direct attribution where the manufacturer remains the contractual seller. ([sec.gov](https://www.sec.gov/Archives/edgar/data/xx.xx/xx.xx/cohu20251227_10k.htm))
   · Evidence informing base-year allocation inputs; displayed values and growth are calculated: Independent-representative commissions are identified in selling expenses; representation alone does not establish title-taking equipment resale or a numerical distributor share. ([sec.gov](https://www.sec.gov/Archives/edgar/data/xx.xx/xx.xx/cohu20251227_10k.htm))
   · Evidence informing forecast-year allocation inputs; displayed values and growth are calculated: Independent-representative commissions are identified in selling expenses; representation alone does not establish title-taking equipment resale or a numerical distributor share. ([sec.gov](https://www.sec.gov/Archives/edgar/data/xx.xx/xx.xx/cohu20251227_10k.htm))
5. Hangzhou Changchuan Technology Co., Ltd. - 2025 Annual Report
   · Evidence informing the 2025 market-value input; displayed series and growth include calculations: The product table reports 2025 tester revenue of CNY xx.xx. The filing's broader analog and digital portfolio requires a scope adjustment rather than inclusion of all tester revenue. ([static.cninfo.com.cn](https://static.cninfo.com.cn/finalpage/2026-xx.xx-xx.xx/xx.xx.PDF))
6. YC Corporation - Business Report for the Year Ended December 31, 2025
   · Evidence informing the 2025 market-value input; displayed series and growth include calculations: The comparable 2025 category revenue is KRW xx.xx. Parts, modifications and other equipment remain a material scope uncertainty. ([kind.krx.co.kr](https://kind.krx.co.kr/external/2026/xx.xx/xx.xx/xx.xx/xx.xx/xx.xx.htm))
   · Evidence informing base-year allocation inputs; displayed values and growth are calculated: YC reports KRW xx.xx in a broad memory-wafer-tester, parts, modification and related revenue category, constraining the inherited equipment budget.
7. Chroma ESG - About Chroma: 2025 Group Financial and Operating Profile
   · Evidence informing the 2025 market-value input; displayed series and growth include calculations: Chroma's own disclosure states 2025 group consolidated revenue of USD xx.xx. This broad corporate amount constrains, but does not directly measure, its eligible complete-SoC-tester revenue. ([csr.chromaate.com](https://csr.chromaate.com/en/esg-en/green-chroma-en/brand-en))
8. Chroma ESG - Green Revenue and Financial Performance, 2025
   · Evidence informing the 2025 market-value input; displayed series and growth include calculations: The disclosure distinguishes broad measurement products and SLT demand, reinforcing the need to exclude unrelated corporate revenue from the SoC/memory tester estimate. ([csr.chromaate.com](https://csr.chromaate.com/en/esg-en/green-chroma-en/green-revenue-en))
9. Federal Reserve Board - Foreign Exchange Rates, G.5A, January 5, 2026
   · Evidence informing the 2025 market-value input; displayed series and growth include calculations: The model uses JPY xx.xx per USD for calendar 2025. CNY xx.xx and KRW xx.xx per USD are rounded modeling conventions, not the release's exact observations. ([fred.stlouisfed.org](https://fred.stlouisfed.org/series/AEXJPUS/))

10. SEMI - Global Semiconductor Equipment Billings Reached USD 135 Billion in 2025

    · Evidence informing the 2025 market-value input; displayed series and growth include calculations: The association reports realized total-test-equipment billings growth of xx.xx% in 2025. The modeled target-market increase of approximately xx.xx% is directionally consistent; differing product boundaries prevent an exact reconciliation.
    ([semi.org](https://www.semi.org/en/SEMI-Reports-Global-Semiconductor-Equipment-Billings-Reached-xx.xx-Billion-in-2025))

11. Advantest - Annual Securities Report and Business Report for the Year Ended March 31, 2026

- Evidence informing the 2025 market-value input; displayed series and growth include calculations: Note xx.xx identifies customer operating leases of semiconductor test systems and JPY xx.xx of future payments receivable at March xx.xx 2025. This establishes a small supplier-specific leasing activity, not annual global leasing revenue. ([advantest.com](https://www.advantest.com/document/en/investors/ir-library/report/IR_SecuritiesandBusinesReport_84th_en.pdf))
- Evidence informing base-year allocation inputs; displayed values and growth are calculated: Named NVIDIA-group customer receipts constrain direct fabless purchasing; fiscal/calendar and eligible-equipment attribution remain modeled.
- Evidence informing forecast-year allocation inputs; displayed values and growth are calculated: Named NVIDIA-group customer receipts constrain direct fabless purchasing; fiscal/calendar and eligible-equipment attribution remain modeled.
- Evidence informing base-year allocation inputs; displayed values and growth are calculated: Named TSMC customer receipts anchor the foundry purchasing model; other suppliers and foundries require explicit coverage assumptions.
- Evidence informing forecast-year allocation inputs; displayed values and growth are calculated: Named TSMC customer receipts anchor the foundry purchasing model; other suppliers and foundries require explicit coverage assumptions.
- Evidence informing base-year allocation inputs; displayed values and growth are calculated: The equipment-revenue policy recognizes product revenue when control transfers on contractual delivery or acceptance, supporting the purchase classification rather than service-revenue attribution. ([advantest.com](https://www.advantest.com/document/en/investors/ir-library/report/IR_SecuritiesandBusinesReport_84th_en.pdf))
- Evidence informing forecast-year allocation inputs; displayed values and growth are calculated: The equipment-revenue policy recognizes product revenue when control transfers on contractual delivery or acceptance, supporting the purchase classification rather than service-revenue attribution. ([advantest.com](https://www.advantest.com/document/en/investors/ir-library/report/IR_SecuritiesandBusinesReport_84th_en.pdf))
- Evidence informing base-year allocation inputs; displayed values and growth are calculated: Note xx.xx discloses customer operating leases, one-to-three-year noncancelable terms, and remaining payments of JPY xx.xx and JPY xx.xx at March xx.xx 2025 and March xx.xx 2026. These constrain contractual and adoption assumptions, not annual global leasing revenue or the final forecast share. ([advantest.com](https://www.advantest.com/document/en/investors/ir-library/report/IR_SecuritiesandBusinesReport_84th_en.pdf))
- Evidence informing forecast-year allocation inputs; displayed values and growth are calculated: Note xx.xx discloses customer operating leases, one-to-three-year noncancelable terms, and remaining payments of JPY xx.xx and JPY xx.xx at March xx.xx 2025 and March xx.xx 2026. These constrain contractual and adoption assumptions, not annual global leasing revenue or the final forecast share. ([advantest.com](https://www.advantest.com/document/en/investors/ir-library/report/IR_SecuritiesandBusinesReport_84th_en.pdf))
- Evidence informing base-year allocation inputs; displayed values and growth are calculated: Wholly owned regional test-system sales subsidiaries establish consolidated manufacturer selling, while customer operating leases establish an OEM leasing route; both support the contractual-role allocation premise. ([advantest.com](https://www.advantest.com/document/en/investors/ir-library/report/IR_SecuritiesandBusinesReport_84th_en.pdf))
- Evidence informing forecast-year allocation inputs; displayed values and growth are calculated: Wholly owned regional test-system sales subsidiaries establish consolidated manufacturer selling, while customer operating leases establish an OEM leasing route; both support the contractual-role allocation premise. ([advantest.com](https://www.advantest.com/document/en/investors/ir-library/report/IR_SecuritiesandBusinesReport_84th_en.pdf))
- Evidence informing base-year allocation inputs; displayed values and growth are calculated: Future customer lease payments of JPY xx.xx at March xx.xx 2025 and JPY xx.xx at March xx.xx 2026 are supplier-specific receivables, not annual global merchant lease revenue; they limit rather than verify the leasing assumptions. ([advantest.com](https://www.advantest.com/document/en/investors/ir-library/report/IR_SecuritiesandBusinesReport_84th_en.pdf))
- Evidence informing forecast-year allocation inputs; displayed values and growth are calculated: Future customer lease payments of JPY xx.xx at March xx.xx 2025 and JPY xx.xx at March xx.xx 2026 are supplier-specific receivables, not annual global merchant lease revenue; they limit rather than verify the leasing assumptions. ([advantest.com](https://www.advantest.com/document/en/investors/ir-library/report/IR_SecuritiesandBusines

12. Amkor Technology, Inc. - Form 10-K for the Year Ended December 31, 2025

- Evidence informing the 2025 market-value input; displayed series and growth include calculations: Amkor reports 2025 capital expenditures of USD xx.xx versus USD xx.xx in 2024, covering packaging, testing and facilities. The amount is a buyer-spending constraint, not tester-only spending. ([sec.gov](https://www.sec.gov/Archives/edgar/data/xx.xx/xx.xx/amkr-xx.xx.htm))
- Evidence informing base-year allocation inputs; displayed values and growth are calculated: Location-specific property and equipment supports geographically distinct buyer pools, not direct annual tester spending.
- Evidence informing forecast-year allocation inputs; displayed values and growth are calculated: Location-specific property and equipment supports geographically distinct buyer pools, not direct annual tester spending.
- Evidence informing base-year allocation inputs; displayed values and growth are calculated: Korea operating assets corroborate local packaging and test activity without equating assets to annual equipment purchases.
- Evidence informing base-year allocation inputs; displayed values and growth are calculated: The test-equipment accounting-life extension from five to seven years constrains the annualized production denominator against which engineering purchasing is compared. ([sec.gov](https://www.sec.gov/Archives/edgar/data/xx.xx/xx.xx/amkr-xx.xx.htm))
- Evidence informing forecast-year allocation inputs; displayed values and growth are calculated: The test-equipment accounting-life extension from five to seven years constrains the annualized production denominator against which engineering purchasing is compared. ([sec.gov](https://www.sec.gov/Archives/edgar/data/xx.xx/xx.xx/amkr-xx.xx.htm))
- Evidence informing base-year allocation inputs; displayed values and growth are calculated: Seven-year test-equipment accounting life anchors the selected purchasing-frequency proxy; broad capital expenditure is not treated as tester-only spending. ([sec.gov](https://www.sec.gov/Archives/edgar/data/xx.xx/xx.xx/amkr-xx.xx.htm))
- Evidence informing forecast-year allocation inputs; displayed values and growth are calculated: Seven-year test-equipment accounting life anchors the selected purchasing-frequency proxy; broad capital expenditure is not treated as tester-only spending. ([sec.gov](https://www.sec.gov/Archives/edgar/data/xx.xx/xx.xx/amkr-xx.xx.htm))
- Evidence informing base-year allocation inputs; displayed values and growth are calculated: Standardized platforms and customer-consigned testers qualify ownership and reuse attribution; these conditions do not establish accepted joint-purpose deployment. ([sec.gov](https://www.sec.gov/Archives/edgar/data/xx.xx/xx.xx/amkr-xx.xx.htm))
- Evidence informing forecast-year allocation inputs; displayed values and growth are calculated: Standardized platforms and customer-consigned testers qualify ownership and reuse attribution; these conditions do not establish accepted joint-purpose deployment. ([sec.gov](https://www.sec.gov/Archives/edgar/data/xx.xx/xx.xx/amkr-xx.xx.htm))
- Evidence informing base-year allocation inputs; displayed values and growth are calculated: The buyer reports approximately xx.xx% Computing sales and standardized tester investment, providing a representativeness and reuse check, not equipment-market weights. ([sec.gov](https://www.sec.gov/Archives/edgar/data/xx.xx/xx.xx/amkr-xx.xx.htm))
- Evidence informing forecast-year allocation inputs; displayed values and growth are calculated: The buyer reports approximately xx.xx% Computing sales and standardized tester investment, providing a representativeness and reuse check, not equipment-market weights. ([sec.gov](https://www.sec.gov/Archives/edgar/data/xx.xx/xx.xx/amkr-xx.xx.htm))
- Evidence informing base-year allocation inputs; displayed values and growth are calculated: Approximately xx.xx% Communications sales and customer-consigned equipment demonstrate why operator revenue and ownership cannot directly determine tester purchasing shares. ([sec.gov](https://www.sec.gov/Archives/edgar/data/xx.xx/xx.xx/amkr-xx.xx.htm))
- Evidence informing forecast-year allocation inputs; displayed values and growth are calculated: Approximately xx.xx% Communications sales and customer-consigned equipment demonstrate why operator revenue and ownership cannot directly determine tester purchasing shares. ([sec.gov](https://www.sec.gov/Archives/edgar/data/xx.xx/xx.xx/amkr-xx.xx.htm))
- Evidence informing base-year allocation inputs; displayed values and growth are calculated: Approximately xx.xx% Consumer sales provide a buyer-specific countercheck; shared-platform practices do not quantify accepted redeployment or new equipment orders. ([sec.gov](https://www.sec.gov/Archives/edgar/data/xx.xx/xx.xx/amkr-xx.xx.htm))
- Evidence informing forecast-year allocation inputs; displayed values and growth are calculated: Approximately xx.xx% Consumer sales provide a buyer-specific countercheck; shared-platform practices do not quantify accepted redeployment or new equipment orders. ([sec.gov](https://www.sec.gov/Archives/edgar/data/xx.xx/xx.xx/amkr-xx.xx.htm))

13. Intel Corporation - Form 10-K for the Year Ended December 27, 2025
    - Evidence informing forecast-year allocation inputs; displayed values and growth are calculated: Discontinued Germany expansion constrains the forecast; no canceled-project tester increment is included.
    - Evidence informing forecast-year allocation inputs; displayed values and growth are calculated: Costa Rican consolidation is counterevidence to uniform Latin American equipment expansion.
14. Micron Technology, Inc. - Form 10-K for the Fiscal Year Ended August 28, 2025
    - Evidence informing base-year allocation inputs; displayed values and growth are calculated: India's disclosed component assembly/test location supports the base procurement pipeline, not a reported spending amount.
15. Micron - Celebrates Opening of India's First Semiconductor Assembly and Test Facility, February 28, 2026
    - Evidence informing forecast-year allocation inputs; displayed values and growth are calculated: Commercial commencement and aggregate shipment expectations support a post-2025 expansion premise; they do not measure tester expenditure.
16. Amkor - Announces Phase 2 of Arizona Advanced Packaging and Test Campus, September 8, 2026
    - Evidence informing forecast-year allocation inputs; displayed values and growth are calculated: Phase-two construction and completion expectations support delayed procurement conversion, not a 2025 equipment award.
17. NIST - Appendix: The CHIPS Program Office Vision for Success, Two Years Later, January 2025
    - Evidence informing forecast-year allocation inputs; displayed values and growth are calculated: Device-manufacturing and packaging project locations constrain the national expansion opportunity; award ceilings are not tester spending.
18. Chips Joint Undertaking - EU Strengthens Semiconductor Sovereignty with Pilot Lines and Competence Centres, April 2025
    - Evidence informing base-year allocation inputs; displayed values and growth are calculated: Selection of xx.xx competence centres across xx.xx countries supports broad research access, not equal local tester purchases.
    - Evidence informing forecast-year allocation inputs; displayed values and growth are calculated: Selection of xx.xx competence centres across xx.xx countries supports broad research access, not equal local tester purchases.
19. HT Micron - Quality Management and Brazilian Operating Scope
    - Evidence informing base-year allocation inputs; displayed values and growth are calculated: Company disclosure establishes Brazilian semiconductor encapsulation and testing activity, but not tester-only expenditure.
    - Evidence informing forecast-year allocation inputs; displayed values and growth are calculated: Company disclosure establishes Brazilian semiconductor encapsulation and testing activity, but not tester-only expenditure.
20. NXP Semiconductors - 2025 Annual Report and Financial Statements
    - Evidence informing base-year allocation inputs; displayed values and growth are calculated: Disclosed China back-end activity supports a local equipment-purchaser pool.
    - Evidence informing forecast-year allocation inputs; displayed values and growth are calculated: Disclosed China back-end activity supports a local equipment-purchaser pool.
21. Brazil MDIC - Complexo Eletroeletrônico e de Semicondutores
    - Evidence informing forecast-year allocation inputs; displayed values and growth are calculated: Brasil Semicon is national policy context; its overview does not establish a particular eligible tester purchase or fiscal benefit.

22. Advantest - Q1 FY2026 Financial Briefing, July 29, 2026
    - Evidence informing forecast-year allocation inputs; displayed values and growth are calculated: Actual quarterly SoC revenue and FY2026 product guidance constrain the inherited 2026 supplier bridge used to forecast relative category weights.
    - Evidence informing forecast-year allocation inputs; displayed values and growth are calculated: January-March and April-June memory revenue of JPY xx.xx/xx.xx and FY2026 guidance of JPY xx.xx constrain the calendar bridge.
    - Evidence informing base-year allocation inputs; displayed values and growth are calculated: Own SoC sales mix is approximately xx.xx% Computing/Communications in FY24 and xx.xx% in FY25; 2026 demand commentary constrains forecast direction, not the final share. ([advantest.com](https://www.advantest.com/document/en/investors/ir-library/result/JE_BIZ_260729_slide.pdf))
    - Evidence informing forecast-year allocation inputs; displayed values and growth are calculated: Own SoC sales mix is approximately xx.xx% Computing/Communications in FY24 and xx.xx% in FY25; 2026 demand commentary constrains forecast direction, not the final share. ([advantest.com](https://www.advantest.com/document/en/investors/ir-library/result/JE_BIZ_260729_slide.pdf))
    - Evidence informing base-year allocation inputs; displayed values and growth are calculated: Reported combined application proportions constrain the common budget; the separate Communications allocation and future mix remain modeled. ([advantest.com](https://www.advantest.com/document/en/investors/ir-library/result/JE_BIZ_260729_slide.pdf))
    - Evidence informing forecast-year allocation inputs; displayed values and growth are calculated: Reported combined application proportions constrain the common budget; the separate Communications allocation and future mix remain modeled. ([advantest.com](https://www.advantest.com/document/en/investors/ir-library/result/JE_BIZ_260729_slide.pdf))
23. Teradyne, Inc. - Form 10-Q for the Quarterly Period Ended June 28, 2026
    - Evidence informing forecast-year allocation inputs; displayed values and growth are calculated: First-half 2026 point-in-time SoC revenue of USD xx.xx anchors the scoped and annualized SoC forecast input.
    - Evidence informing forecast-year allocation inputs; displayed values and growth are calculated: First-half 2026 point-in-time memory revenue of USD xx.xx anchors the memory forecast pool; second-half realization remains assumed.
    - Evidence informing forecast-year allocation inputs; displayed values and growth are calculated: The scoped memory forecast pool supplies one bounded source of combined-configuration value; the co-primary fraction remains assumed.

24. Teradyne - Magnum 2 Memory Test Solution
    - Evidence informing base-year allocation inputs; displayed values and growth are calculated: Low-end SoC and memory applications identify a candidate combined-capability pool; actual joint customer mandates and numerical fractions remain unmeasured.
    - Evidence informing forecast-year allocation inputs; displayed values and growth are calculated: Low-end SoC and memory applications identify a candidate combined-capability pool; actual joint customer mandates and numerical fractions remain unmeasured.
    - Evidence informing base-year allocation inputs; displayed values and growth are calculated: Separately identifies an engineering configuration, supporting purpose classification and the direction of the modeled realization difference, not its exact numerical price ratio. ([teradyne.com](https://www.teradyne.com/products/magnum-xx.xx/))
    - Evidence informing forecast-year allocation inputs; displayed values and growth are calculated: Separately identifies an engineering configuration, supporting purpose classification and the direction of the modeled realization difference, not its exact numerical price ratio. ([teradyne.com](https://www.teradyne.com/products/magnum-xx.xx/))
    - Evidence informing base-year allocation inputs; displayed values and growth are calculated: Separately identifies production configurations, supporting production-purpose attribution rather than classification from family-wide capability alone. ([teradyne.com](https://www.teradyne.com/products/magnum-xx.xx/))
    - Evidence informing forecast-year allocation inputs; displayed values and growth are calculated: Separately identifies production configurations, supporting production-purpose attribution rather than classification from family-wide capability alone. ([teradyne.com](https://www.teradyne.com/products/magnum-xx.xx/))
    - Evidence informing base-year allocation inputs; displayed values and growth are calculated: Engineering programs can transfer to production versions; this supports conditional continuity but does not measure joint-purpose purchases or the forecast adoption multiplier. ([teradyne.com](https://www.teradyne.com/products/magnum-xx.xx/))
    - Evidence informing forecast-year allocation inputs; displayed values and growth are calculated: Engineering programs can transfer to production versions; this supports conditional continuity but does not measure joint-purpose purchases or the forecast adoption multiplier. ([teradyne.com](https://www.teradyne.com/products/magnum-xx.xx/))
25. Advantest - V93000 SoC Test Systems
    - Evidence informing base-year allocation inputs; displayed values and growth are calculated: Advantest classifies V93000 as a SoC Test System, supporting the commercial mapping of its reported SoC equipment pool without establishing a sales percentage.
    - Evidence informing forecast-year allocation inputs; displayed values and growth are calculated: Advantest classifies V93000 as a SoC Test System, supporting the commercial mapping of its reported SoC equipment pool without establishing a sales percentage.
    - Evidence informing base-year allocation inputs; displayed values and growth are calculated: V93000 documentation identifies reusable programs and interface hardware across generations and supplier-developed SmarTest software. These support the retained-investment condition, not a measured switching rate or forecast share. ([advantest.com](https://www.advantest.com/en/products/semiconductor-test-system/soc/v93000/))
    - Evidence informing forecast-year allocation inputs; displayed values and growth are calculated: V93000 documentation identifies reusable programs and interface hardware across generations and supplier-developed SmarTest software. These support the retained-investment condition, not a measured switching rate or forecast share. ([advantest.com](https://www.advantest.com/en/products/semiconductor-test-system/soc/v93000/))
26. Emerson Electric Co. - Form 10-K for the Year Ended September 30, 2025
    - Evidence informing base-year allocation inputs; displayed values and growth are calculated: Reported Test & Measurement sales of USD xx.xx in FY2025 and USD xx.xx in FY2024 constrain the broad NI revenue proxy, not complete SoC/memory tester revenue. ([ir.emerson.com](https://ir.emerson.com/sec-filings/all-sec-filings/content/xx.xx-xx.xx-xx.xx/emr-xx.xx.htm))

27. Emerson Electric Co. - Form 10-Q for the Quarter Ended December 31, 2025

· Evidence informing base-year allocation inputs; displayed values and growth are calculated: December-quarter Test & Measurement sales of USD xx.xx versus USD xx.xx supply the approximate calendar bridge. Prior-period segment presentation was reclassified, limiting level comparability. ([sec.gov](https://www.sec.gov/Archives/edgar/data/xx.xx/xx.xx/emr-xx.xx.htm))

28. National Instruments Corporation - 2022 Annual Report

· Evidence informing base-year allocation inputs; displayed values and growth are calculated: Semiconductor and Electronics represented approximately xx.xx% of NI's 2022 revenue, with approximately half from production test and half from R&D test. These historical mix observations calibrate, but do not verify, the 2025 scoped equipment budget. ([sec.gov](https://www.sec.gov/Archives/edgar/data/xx.xx/xx.xx/ny20006399x3_ars.pdf))

29. Advantest - FY2025 Financial Briefing, April 27, 2026

· Evidence informing base-year allocation inputs; displayed values and growth are calculated: Automotive/industrial/consumer/DDIC represented approximately xx.xx% and xx.xx% of fiscal SoC sales in FY2024 and FY2025, rounded to five-percentage-point increments. These application proportions constrain the mainstream equipment attribution. ([advantest.com](https://www.advantest.com/document/en/investors/ir-library/result/JE_BIZ_260427_slide.pdf))

· Evidence informing forecast-year allocation inputs; displayed values and growth are calculated: Automotive/industrial/consumer/DDIC represented approximately xx.xx% and xx.xx% of fiscal SoC sales in FY2024 and FY2025, rounded to five-percentage-point increments. These application proportions constrain the mainstream equipment attribution. ([advantest.com](https://www.advantest.com/document/en/investors/ir-library/result/JE_BIZ_260427_slide.pdf))

· Evidence informing base-year allocation inputs; displayed values and growth are calculated: Fiscal SoC sales increased from JPY xx.xx to JPY xx.xx, while computing/communications represented approximately xx.xx% of FY2025 SoC sales. This supports differentiated application-growth assumptions, not a directly observed proprietary share or future allocation. ([advantest.com](https://www.advantest.com/document/en/investors/ir-library/result/JE_BIZ_260427_slide.pdf))

· Evidence informing forecast-year allocation inputs; displayed values and growth are calculated: Fiscal SoC sales increased from JPY xx.xx to JPY xx.xx, while computing/communications represented approximately xx.xx% of FY2025 SoC sales. This supports differentiated application-growth assumptions, not a directly observed proprietary share or future allocation. ([advantest.com](https://www.advantest.com/document/en/investors/ir-library/result/JE_BIZ_260427_slide.pdf))

30. Advantest - Annual Report 2005

· Evidence informing base-year allocation inputs; displayed values and growth are calculated: The report identifies T2000's OPENSTAR basis and publicly available specifications developed through the Semiconductor Test Consortium. This supports historical standards classification only; its historical market-share statements are not used. ([www3.advantest.com](https://www3.advantest.com/documents/xx.xx/xx.xx/pdf_investor_AR2005_en.pdf))

· Evidence informing forecast-year allocation inputs; displayed values and growth are calculated: The report identifies T2000's OPENSTAR basis and publicly available specifications developed through the Semiconductor Test Consortium. This supports historical standards classification only; its historical market-share statements are not used. ([www3.advantest.com](https://www3.advantest.com/documents/xx.xx/xx.xx/pdf_investor_AR2005_en.pdf))

31. Advantest - What Is ATE (Automated Test Equipment)? Roles, Systems & Future Outlook

· Evidence informing base-year allocation inputs; displayed values and growth are calculated: Current company positioning identifies T2000 as open architecture and associates it with microcontroller and automotive applications, supporting continuity of the classification premise without measuring sales. ([advantest.com](https://www.advantest.com/en/semiconductor-basics/automated-test-equipment/))

· Evidence informing forecast-year allocation inputs; displayed values and growth are calculated: Current company positioning identifies T2000 as open architecture and associates it with microcontroller and automotive applications, supporting continuity of the classification premise without measuring sales. ([advantest.com](https://www.advantest.com/en/semiconductor-basics/automated-test-equipment/))

· Evidence informing base-year allocation inputs; displayed values and growth are calculated: The company distinguishes V93000's supplier-specific architecture from T2000's open-architecture positioning, supporting platform-level rather than supplier-wide classification. ([advantest.com](https://www.advantest.com/en/semiconductor-basics/automated-test-equipment/))

· Evidence informing forecast-year allocation inputs; displayed values and growth are calculated: The company distinguishes V93000's supplier-specific architecture from T2000's open-architecture positioning, supporting platform-level rather than supplier-wide classification. ([advantest.com](https://www.advantest.com/en/semiconductor-basics/automated-test-equipment/))

32. NI - What Is the Semiconductor Test System (STS)?

· Evidence informing base-year allocation inputs; displayed values and growth are calculated: STS is an integrated PXI-based ATE offering with broad RF, mixed-signal and MEMS positioning. This establishes the architecture and turnkey commercial model while requiring deductions for applications outside the captured SoC/memory boundary. ([ni.com](https://www.ni.com/en/shop/electronic-test-instrumentation/what-is-the-semiconductor-test-system.html))

· Evidence informing forecast-year allocation inputs; displayed values and growth are calculated: STS is an integrated PXI-based ATE offering with broad RF, mixed-signal and MEMS positioning. This establishes the architecture and turnkey commercial model while requiring deductions for applications outside the captured SoC/memory boundary. ([ni.com](https://www.ni.com/en/shop/electronic-test-instrumentation/what-is-the-semiconductor-test-system.html))

33. Marvin Test Solutions - PXIe Semiconductor Test System, TS-960e Series

· Evidence informing base-year allocation inputs; displayed values and growth are calculated: TS-960e is marketed as a complete integrated PXI Express semiconductor system for SoC applications, including proprietary application elements. It establishes commercial category participation, not the modeled smaller-system shipment count or price. ([marvintest.com](https://www.marvintest.com/Product/TS-960e-Series))

34. Emerson Electric Co. - Form 10-Q for the Quarter Ended June 30, 2026

· Evidence informing forecast-year allocation inputs; displayed values and growth are calculated: Nine-month Test & Measurement revenue of USD xx.xx versus USD xx.xx provides the broad growth calibration for the assumed 2026 eligible-equipment increase. Semiconductor and aerospace/defense both contributed, so the disclosure does not isolate open-standard SoC/memory sales. ([ir.emerson.com](https://ir.emerson.com/sec-filings/all-sec-filings/content/xx.xx-xx.xx-xx.xx/emr-xx.xx.htm))

35. PXI Systems Alliance - What Is PXI

· Evidence informing base-year allocation inputs; displayed values and growth are calculated: The association defines PXI as an open modular standard with a multi-vendor ecosystem and distinguishes its building blocks from completed application systems. This supports the governing-architecture boundary, not sales weights. ([pxisa.org](https://pxisa.org/what-is-pxi/))

· Evidence informing forecast-year allocation inputs; displayed values and growth are calculated: The association defines PXI as an open modular standard with a multi-vendor ecosystem and distinguishes its building blocks from completed application systems. This supports the governing-architecture boundary, not sales weights. ([pxisa.org](https://pxisa.org/what-is-pxi/))

36. Test Services - UTAC Group
    - Evidence informing base-year allocation inputs; displayed values and growth are calculated: Reports xx.xx+ test engineers alongside 2,000+ testers, anchoring the engineering-station proxy used in the base model and carried into the forecast; it does not disclose purpose sales shares. ([utacgroup.com](https://utacgroup.com/test-services/))
    - Evidence informing forecast-year allocation inputs; displayed values and growth are calculated: Reports xx.xx+ test engineers alongside 2,000+ testers, anchoring the engineering-station proxy used in the base model and carried into the forecast; it does not disclose purpose sales shares. ([utacgroup.com](https://utacgroup.com/test-services/))
    - Evidence informing base-year allocation inputs; displayed values and growth are calculated: The 2,000+ tester fleet provides an operator-stock benchmark that is converted to annual value only through the disclosed purchasing-frequency assumptions. ([utacgroup.com](https://utacgroup.com/test-services/))
    - Evidence informing forecast-year allocation inputs; displayed values and growth are calculated: The 2,000+ tester fleet provides an operator-stock benchmark that is converted to annual value only through the disclosed purchasing-frequency assumptions. ([utacgroup.com](https://utacgroup.com/test-services/))
    - Evidence informing base-year allocation inputs; displayed values and growth are calculated: Advertises engineering services and production testing within the same business, supporting commercial coexistence but not the assumed accepted joint-purpose percentage or future adoption. ([utacgroup.com](https://utacgroup.com/test-services/))
    - Evidence informing forecast-year allocation inputs; displayed values and growth are calculated: Advertises engineering services and production testing within the same business, supporting commercial coexistence but not the assumed accepted joint-purpose percentage or future adoption. ([utacgroup.com](https://utacgroup.com/test-services/))
37. Efforts to Provide Value Through Business - Advantest
    - Evidence informing base-year allocation inputs; displayed values and growth are calculated: States typical customer equipment use of xx.xx-xx.xx years, providing a longer-use sensitivity for the stock-to-purchasing-value bridge rather than a measured engineering share. ([advantest.com](https://www.advantest.com/en/about/sustainability/society/responding-product-liability/))
    - Evidence informing base-year allocation inputs; displayed values and growth are calculated: The xx.xx-xx.xx-year use period constrains replacement assumptions and is distinguished from the buyer accounting-life proxy used in the working model. ([advantest.com](https://www.advantest.com/en/about/sustainability/society/responding-product-liability/))

38. Teradyne - 2025 Annual Report to Shareholders

· Evidence informing base-year allocation inputs; displayed values and growth are calculated: The USD xx.xx Compute application weight anchors the scoped Computing allocation. ([investors.teradyne.com](https://investors.teradyne.com/sec-filings/all-sec-filings/content/xx.xx-xx.xx-xx.xx/xx.xx-xx.xx-xx.xx.pdf))

· Evidence informing base-year allocation inputs; displayed values and growth are calculated: The USD xx.xx Mobility weight and networking exposure support the modeled Communications bridge. ([investors.teradyne.com](https://investors.teradyne.com/sec-filings/all-sec-filings/content/xx.xx-xx.xx-xx.xx/xx.xx-xx.xx-xx.xx.pdf))

· Evidence informing base-year allocation inputs; displayed values and growth are calculated: Published application buckets constrain the budget, but the consumer carve-out is an explicit attribution assumption. ([investors.teradyne.com](https://investors.teradyne.com/sec-filings/all-sec-filings/content/xx.xx-xx.xx-xx.xx/xx.xx-xx.xx-xx.xx.pdf))

· Evidence informing base-year allocation inputs; displayed values and growth are calculated: USD xx.xx Auto-Industrial revenue supplies the pre-exclusion pool, not an observed Automotive subtotal. ([investors.teradyne.com](https://investors.teradyne.com/sec-filings/all-sec-filings/content/xx.xx-xx.xx-xx.xx/xx.xx-xx.xx-xx.xx.pdf))

· Evidence informing base-year allocation inputs; displayed values and growth are calculated: The shared Auto-Industrial pool constrains Industrial Electronics after scope and end-use adjustments. ([investors.teradyne.com](https://investors.teradyne.com/sec-filings/all-sec-filings/content/xx.xx-xx.xx-xx.xx/xx.xx-xx.xx-xx.xx.pdf))

· Evidence informing base-year allocation inputs; displayed values and growth are calculated: The application budget constrains the modeled specialized tail; separate Product Test defense revenue is excluded. ([investors.teradyne.com](https://investors.teradyne.com/sec-filings/all-sec-filings/content/xx.xx-xx.xx-xx.xx/xx.xx-xx.xx-xx.xx.pdf))

39. TSMC - 2025 Form 20-F

· Evidence informing base-year allocation inputs; displayed values and growth are calculated: 2025 HPC revenue of NT$xx.xx anchors the adjusted logic-demand proxy; networking is separated by assumption. ([investor.tsmc.com](https://investor.tsmc.com/sites/ir/sec-filings/2025_20F%20Report.pdf))

· Evidence informing base-year allocation inputs; displayed values and growth are calculated: Smartphone revenue of NT$xx.xx and networking within HPC constrain Communications, with an explicit equipment-intensity bridge. ([investor.tsmc.com](https://investor.tsmc.com/sites/ir/sec-filings/2025_20F%20Report.pdf))

40. Micron Technology - Form 10-K for the Year Ended August 28, 2025

· Evidence informing base-year allocation inputs; displayed values and growth are calculated: Cloud, data-center and client business revenues constrain Computing's memory-equipment proxy, not equipment receipts directly. ([s25.q4cdn.com](https://s25.q4cdn.com/xx.xx/files/doc_financials/2025/ar/2025-Form-xx.xx-K.pdf))

· Evidence informing base-year allocation inputs; displayed values and growth are calculated: Mobile/client and data-center revenues provide the economic pool for modeled mobile and networking attribution. ([s25.q4cdn.com](https://s25.q4cdn.com/xx.xx/files/doc_financials/2025/ar/2025-Form-xx.xx-K.pdf))

· Evidence informing base-year allocation inputs; displayed values and growth are calculated: USD xx.xx Automotive and Embedded revenue constrains the modeled consumer-memory tail. ([s25.q4cdn.com](https://s25.q4cdn.com/xx.xx/files/doc_financials/2025/ar/2025-Form-xx.xx-K.pdf))

· Evidence informing base-year allocation inputs; displayed values and growth are calculated: The embedded business supplies a bounded activity proxy requiring scope, realization and end-use adjustments. ([s25.q4cdn.com](https://s25.q4cdn.com/xx.xx/files/doc_financials/2025/ar/2025-Form-xx.xx-K.pdf))

· Evidence informing base-year allocation inputs; displayed values and growth are calculated: The embedded business constrains Industrial Electronics memory activity; its equipment conversion is assumed. ([s25.q4cdn.com](https://s25.q4cdn.com/xx.xx/files/doc_financials/2025/ar/2025-Form-xx.xx-K.pdf))

· Evidence informing base-year allocation inputs; displayed values and growth are calculated: The embedded pool bounds the specialized-memory tail; no separate defense revenue is reported. ([s25.q4cdn.com](https://s25.q4cdn.com/xx.xx/files/doc_financials/2025/ar/2025-Form-xx.xx-K.pdf))

41. Semiconductor Industry Association - 2025 Factbook

· Evidence informing base-year allocation inputs; displayed values and growth are calculated: 2024 PC/Computer semiconductor demand of xx.xx% enters only the scope-adjusted secondary-supplier proxy. ([semiconductors.org](https://www.semiconductors.org/wp-content/uploads/2025/xx.xx/2025-SIA-Factbook-FINAL-xx.xx.pdf))

· Evidence informing base-year allocation inputs; displayed values and growth are calculated: 2024 Communications demand of xx.xx% is adjusted for eligible equipment scope before use. ([semiconductors.org](https://www.semiconductors.org/wp-content/uploads/2025/xx.xx/2025-SIA-Factbook-FINAL-xx.xx.pdf))

· Evidence informing base-year allocation inputs; displayed values and growth are calculated: Consumer semiconductor demand of xx.xx% anchors the adjusted minor-application weights. ([semiconductors.org](https://www.semiconductors.org/wp-content/uploads/2025/xx.xx/2025-SIA-Factbook-FINAL-xx.xx.pdf))

· Evidence informing base-year allocation inputs; displayed values and growth are calculated: Automotive demand of xx.xx% is reduced for non-SoC exposure in the commercial proxy. ([semiconductors.org](https://www.semiconductors.org/wp-content/uploads/2025/xx.xx/2025-SIA-Factbook-FINAL-xx.xx.pdf))

· Evidence informing base-year allocation inputs; displayed values and growth are calculated: Industrial demand of xx.xx% anchors a scope-adjusted weight, not a tester-equipment share. ([semiconductors.org](https://www.semiconductors.org/wp-content/uploads/2025/xx.xx/2025-SIA-Factbook-FINAL-xx.xx.pdf))

· Evidence informing base-year allocation inputs; displayed values and growth are calculated: Government demand of xx.xx%, including military, constrains the specialized end-use proxy. ([semiconductors.org](https://www.semiconductors.org/wp-content/uploads/2025/xx.xx/2025-SIA-Factbook-FINAL-xx.xx.pdf))

42. WSTS - Semiconductor Market Insights, October 2024

· Evidence informing base-year allocation inputs; displayed values and growth are calculated: The detailed Consumer definition includes entertainment products, household white goods and personal wearables, supporting consistent end-use attribution. ([semiconductors.org](https://www.semiconductors.org/wp-content/uploads/2025/xx.xx/WSTS-Presentation-Subscription-Oct2024.pdf))

· Evidence informing forecast-year allocation inputs; displayed values and growth are calculated: The detailed Consumer definition includes entertainment products, household white goods and personal wearables, supporting consistent end-use attribution. ([semiconductors.org](https://www.semiconductors.org/wp-content/uploads/2025/xx.xx/WSTS-Presentation-Subscription-Oct2024.pdf))

· Evidence informing base-year allocation inputs; displayed values and growth are calculated: Industrial includes professional test, control and measuring equipment, distinguishing it from household consumer equipment. ([semiconductors.org](https://www.semiconductors.org/wp-content/uploads/2025/xx.xx/WSTS-Presentation-Subscription-Oct2024.pdf))

· Evidence informing forecast-year allocation inputs; displayed values and growth are calculated: Industrial includes professional test, control and measuring equipment, distinguishing it from household consumer equipment. ([semiconductors.org](https://www.semiconductors.org/wp-content/uploads/2025/xx.xx/WSTS-Presentation-Subscription-Oct2024.pdf))

· Evidence informing base-year allocation inputs; displayed values and growth are calculated: Government is defined as military and aerospace in the detailed end-use illustration, supporting the retained category mapping. ([semiconductors.org](https://www.semiconductors.org/wp-content/uploads/2025/xx.xx/WSTS-Presentation-Subscription-Oct2024.pdf))

· Evidence informing forecast-year allocation inputs; displayed values and growth are calculated: Government is defined as military and aerospace in the detailed end-use illustration, supporting the retained category mapping. ([semiconductors.org](https://www.semiconductors.org/wp-content/uploads/2025/xx.xx/WSTS-Presentation-Subscription-Oct2024.pdf))

43. NXP Semiconductors - Form 10-K for the Year Ended December 31, 2025

· Evidence informing base-year allocation inputs; displayed values and growth are calculated: 2025 Automotive revenue of USD xx.xx, down xx.xx%, qualifies assumptions of immediate equipment-demand acceleration. ([sec.gov](https://www.sec.gov/Archives/edgar/data/xx.xx/xx.xx/nxpi-xx.xx.htm))

· Evidence informing forecast-year allocation inputs; displayed values and growth are calculated: 2025 Automotive revenue of USD xx.xx, down xx.xx%, qualifies assumptions of immediate equipment-demand acceleration. ([sec.gov](https://www.sec.gov/Archives/edgar/data/xx.xx/xx.xx/nxpi-xx.xx.htm))

· Evidence informing base-year allocation inputs; displayed values and growth are calculated: Industrial & IoT revenue of USD xx.xx increased xx.xx%, constraining the near-term recovery assumption rather than measuring tester sales. ([sec.gov](https://www.sec.gov/Archives/edgar/data/xx.xx/xx.xx/nxpi-xx.xx.htm))

· Evidence informing forecast-year allocation inputs; displayed values and growth are calculated: Industrial & IoT revenue of USD xx.xx increased xx.xx%, constraining the near-term recovery assumption rather than measuring tester sales. ([sec.gov](https://www.sec.gov/Archives/edgar/data/xx.xx/xx.xx/nxpi-xx.xx.htm))

44. NXP Semiconductors - Product Longevity
    - Evidence informing forecast-year allocation inputs; displayed values and growth are calculated: Participating products have minimum xx.xx- or xx.xx-year longevity periods; these do not establish tester replacement or support periods. ([nxp.com](https://www.nxp.com/products/nxp-product-information/nxp-product-programs/product-longevity%3APRDCT_LONGEVITY_HM))
    - Evidence informing forecast-year allocation inputs; displayed values and growth are calculated: The disclosed longevity condition supports retaining lifecycle uncertainty rather than inferring automatic recurring equipment purchases. ([nxp.com](https://www.nxp.com/products/nxp-product-information/nxp-product-programs/product-longevity%3APRDCT_LONGEVITY_HM))
45. DLA ASSIST-QuickSearch - MIL-PRF-38535 Document Details
    - Evidence informing base-year allocation inputs; displayed values and growth are calculated: The official record concerns covered microcircuits and manufacturer qualification, not tester-brand approval or equipment awards; no qualification-derived revenue premium is assumed. ([quicksearch.dla.mil](https://quicksearch.dla.mil/qsDocDetails.aspx?ident_number=xx.xx))
    - Evidence informing forecast-year allocation inputs; displayed values and growth are calculated: The official record concerns covered microcircuits and manufacturer qualification, not tester-brand approval or equipment awards; no qualification-derived revenue premium is assumed. ([quicksearch.dla.mil](https://quicksearch.dla.mil/qsDocDetails.aspx?ident_number=xx.xx))
46. ASE Technology Holding - Fourth Quarter and Full Year 2025 Financial Results, Form 6-K, February 5, 2026
    - Evidence informing base-year allocation inputs; displayed values and growth are calculated: ASE reports USD xx.xx of 2025 testing-equipment capital expenditure, a monetary purchasing anchor before complete-tester scope deductions.
    - Evidence informing forecast-year allocation inputs; displayed values and growth are calculated: ASE reports USD xx.xx of 2025 testing-equipment capital expenditure, a monetary purchasing anchor before complete-tester scope deductions.
47. ChipMOS - FY2025 and Fourth Quarter 2025 Investor Presentation
    - Evidence informing base-year allocation inputs; displayed values and growth are calculated: The presentation reports TWD xx.xx of 2025 capital expenditure and a xx.xx% testing allocation; currency and complete-tester attribution are modeled bridges.
    - Evidence informing forecast-year allocation inputs; displayed values and growth are calculated: The presentation reports TWD xx.xx of 2025 capital expenditure and a xx.xx% testing allocation; currency and complete-tester attribution are modeled bridges.
48. Alchip - Advanced Testing Services
    - Evidence informing base-year allocation inputs; displayed values and growth are calculated: Alchip identifies an owned V93K hosted at a test house. This supports category and ownership attribution, not annual purchase quantities, prices or the forecast.
    - Evidence informing forecast-year allocation inputs; displayed values and growth are calculated: Alchip identifies an owned V93K hosted at a test house. This supports category and ownership attribution, not annual purchase quantities, prices or the forecast.
49. University of Utah Nanofab - Verigy Tester
    - Evidence informing base-year allocation inputs; displayed values and growth are calculated: The university lists a V93000 SoC platform and access arrangement. This establishes an institutional equipment category, not a 2025 purchase or future procurement.
    - Evidence informing forecast-year allocation inputs; displayed values and growth are calculated: The university lists a V93000 SoC platform and access arrangement. This establishes an institutional equipment category, not a 2025 purchase or future procurement.

50. TEAM A.T.E. - Services

- Evidence informing base-year allocation inputs; displayed values and growth are calculated: The company describes pre-owned purchases and sales across SoC and memory ATE, supporting inclusion of eligible secondary-market purchases. Its undated offering page supplies category evidence, not 2025 transaction value. ([team-ate.com](https://www.team-ate.com/services))
- Evidence informing forecast-year allocation inputs; displayed values and growth are calculated: The company describes pre-owned purchases and sales across SoC and memory ATE, supporting inclusion of eligible secondary-market purchases. Its undated offering page supplies category evidence, not 2025 transaction value. ([team-ate.com](https://www.team-ate.com/services))
- Evidence informing base-year allocation inputs; displayed values and growth are calculated: System rentals, rent-to-own arrangements and leases establish a third-party equipment-access route. The stated field-service limitation qualifies universal availability; neither the offering nor its category list supplies numerical leasing weights. ([team-ate.com](https://www.team-ate.com/services))
- Evidence informing forecast-year allocation inputs; displayed values and growth are calculated: System rentals, rent-to-own arrangements and leases establish a third-party equipment-access route. The stated field-service limitation qualifies universal availability; neither the offering nor its category list supplies numerical leasing weights. ([team-ate.com](https://www.team-ate.com/services))
- Evidence informing base-year allocation inputs; displayed values and growth are calculated: The company distinguishes its representation activities from inventory-based equipment transactions, supporting role-specific classification rather than assigning every represented OEM transaction to resale. ([team-ate.com](https://www.team-ate.com/services))
- Evidence informing forecast-year allocation inputs; displayed values and growth are calculated: The company distinguishes its representation activities from inventory-based equipment transactions, supporting role-specific classification rather than assigning every represented OEM transaction to resale. ([team-ate.com](https://www.team-ate.com/services))
- Evidence informing base-year allocation inputs; displayed values and growth are calculated: Purchasing surplus equipment for inventory, SoC/memory equipment offerings and rental/lease arrangements establish merchant commercial routes. The absence of a worldwide field-service organization qualifies support assumptions but supplies no revenue weight. ([team-ate.com](https://www.team-ate.com/services))
- Evidence informing forecast-year allocation inputs; displayed values and growth are calculated: Purchasing surplus equipment for inventory, SoC/memory equipment offerings and rental/lease arrangements establish merchant commercial routes. The absence of a worldwide field-service organization qualifies support assumptions but supplies no revenue weight. ([team-ate.com](https://www.team-ate.com/services))

51. Advantest Pre-Owned Solutions - Business

- Evidence informing base-year allocation inputs; displayed values and growth are calculated: The OEM's pre-owned business includes equipment resale, license switching, installation and maintenance support. This supports the purchase boundary beyond new equipment, without establishing resale revenue or a future share. ([advantest.com](https://www.advantest.com/en/customer-services/apo/business/))
- Evidence informing forecast-year allocation inputs; displayed values and growth are calculated: The OEM's pre-owned business includes equipment resale, license switching, installation and maintenance support. This supports the purchase boundary beyond new equipment, without establishing resale revenue or a future share. ([advantest.com](https://www.advantest.com/en/customer-services/apo/business/))
- Evidence informing base-year allocation inputs; displayed values and growth are calculated: OEM-managed pre-owned transactions include license switching, installation and maintenance, supporting direct classification when the consolidated manufacturer is the seller regardless of equipment age. ([advantest.com](https://www.advantest.com/en/customer-services/apo/business/))
- Evidence informing forecast-year allocation inputs; displayed values and growth are calculated: OEM-managed pre-owned transactions include license switching, installation and maintenance, supporting direct classification when the consolidated manufacturer is the seller regardless of equipment age. ([advantest.com](https://www.advantest.com/en/customer-services/apo/business/))
- Evidence informing base-year allocation inputs; displayed values and growth are calculated: The OEM-managed resale alternative qualifies an assumption that all pre-owned equipment passes through independent resellers and provides a commercial counterforce to merchant growth, without measuring its magnitude. ([advantest.com](https://www.advantest.com/en/customer-services/apo/business/))
- Evidence informing forecast-year allocation inputs; displayed values and growth are calculated: The OEM-managed resale alternative qualifies an assumption that all pre-owned equipment passes through independent resellers and provides a commercial counterforce to merchant growth, without measuring its magnitude. ([advantest.com](https://www.advantest.com/en/customer-services/apo/business/))

52. IFRS Foundation - IFRIC Update March 2023: Definition of a Lease-Substitution Rights

- Evidence informing base-year allocation inputs; displayed values and growth are calculated: The identified-asset, control and substantive-substitution criteria support distinguishing equipment leasing from outsourced testing services. This is a classification premise for both anchors, not evidence of market prevalence. ([ifrs.org](https://www.ifrs.org/news-and-events/updates/ifric/2023/ifric-update-march-2023/))
- Evidence informing forecast-year allocation inputs; displayed values and growth are calculated: The identified-asset, control and substantive-substitution criteria support distinguishing equipment leasing from outsourced testing services. This is a classification premise for both anchors, not evidence of market prevalence. ([ifrs.org](https://www.ifrs.org/news-and-events/updates/ifric/2023/ifric-update-march-2023/))

53. Spirox Corporation - 2025 Annual Report

- Evidence informing base-year allocation inputs; displayed values and growth are calculated: Consolidated revenue decreased from NTD xx.xx in 2024 to NTD xx.xx in 2025, providing a mixed-product intermediary countercheck to uniform channel growth rather than a global allocation weight. ([file.spirox.com.tw](https://file.spirox.com.tw/Annual%20Reports/2025/xx.xx%E5%B9%B4%E5%BA%A6%E5%B9%B4%E5%A0%B1%xx.xx%E8%8B%B1%E6%xx.xx%xx.xx%xx.xx.pdf))
- Evidence informing forecast-year allocation inputs; displayed values and growth are calculated: Consolidated revenue decreased from NTD xx.xx in 2024 to NTD xx.xx in 2025, providing a mixed-product intermediary countercheck to uniform channel growth rather than a global allocation weight. ([file.spirox.com.tw](https://file.spirox.com.tw/Annual%20Reports/2025/xx.xx%E5%B9%B4%E5%BA%A6%E5%B9%B4%E5%A0%B1%xx.xx%E8%8B%B1%E6%xx.xx%xx.xx%xx.xx.pdf))
- Evidence informing base-year allocation inputs; displayed values and growth are calculated: Semiconductor-equipment revenue was NTD xx.xx in 2025, separately from service and maintenance. Agency/distribution, own products and adjacent equipment prevent attributing the full amount to merchant SoC/memory tester sales. ([file.spirox.com.tw](https://file.spirox.com.tw/Annual%20Reports/2025/xx.xx%E5%B9%B4%E5%BA%A6%E5%B9%B4%E5%A0%B1%xx.xx%E8%8B%B1%E6%xx.xx%xx.xx%xx.xx.pdf))
- Evidence informing forecast-year allocation inputs; displayed values and growth are calculated: Semiconductor-equipment revenue was NTD xx.xx in 2025, separately from service and maintenance. Agency/distribution, own products and adjacent equipment prevent attributing the full amount to merchant SoC/memory tester sales. ([file.spirox.com.tw](https://file.spirox.com.tw/Annual%20Reports/2025/xx.xx%E5%B9%B4%E5%BA%A6%E5%B9%B4%E5%A0%B1%xx.xx%E8%8B%B1%E6%xx.xx%xx.xx%xx.xx.pdf))

54. KYEC (2449) - Q4 2025 Investor Update

- Evidence informing base-year allocation inputs; displayed values and growth are calculated: KYEC reports 2025 wafer-probe revenue at xx.xx%; this is a buyer-activity input requiring the disclosed equipment-value and coverage corrections, not a directly observed tester share.
- Evidence informing forecast-year allocation inputs; displayed values and growth are calculated: KYEC reports 2025 wafer-probe revenue at xx.xx%; this is a buyer-activity input requiring the disclosed equipment-value and coverage corrections, not a directly observed tester share.
- Evidence informing base-year allocation inputs; displayed values and growth are calculated: Reported final-test revenue of xx.xx% supplies the conventional package-test proxy before the assumed exclusion of adjacent activity.
- Evidence informing forecast-year allocation inputs; displayed values and growth are calculated: Reported final-test revenue of xx.xx% supplies the conventional package-test proxy before the assumed exclusion of adjacent activity.
- Evidence informing base-year allocation inputs; displayed values and growth are calculated: The company's xx.xx% data-processing application mix anchors the modeled addressable advanced-SoC purchasing cohort; it does not measure bare-die equipment sales.
- Evidence informing forecast-year allocation inputs; displayed values and growth are calculated: The company's xx.xx% data-processing application mix anchors the modeled addressable advanced-SoC purchasing cohort; it does not measure bare-die equipment sales.
- Evidence informing base-year allocation inputs; displayed values and growth are calculated: The same application-mix input constrains the intermediate-assembly cohort; reported capital expenditure is a broad spending cross-check, not insertion-specific equipment revenue.
- Evidence informing forecast-year allocation inputs; displayed values and growth are calculated: The same application-mix input constrains the intermediate-assembly cohort; reported capital expenditure is a broad spending cross-check, not insertion-specific equipment revenue.

55. Advantest to Showcase Latest Test Solutions at SEMICON Southeast Asia 2025, May 20-22
    - Evidence informing base-year allocation inputs; displayed values and growth are calculated: The May xx.xx 2025 announcement identifies a die-level handler linked with a tester for singulated dies, establishing a base-year commercial offering but not its delivered equipment receipts.
    - Evidence informing forecast-year allocation inputs; displayed values and growth are calculated: The May xx.xx 2025 announcement identifies a die-level handler linked with a tester for singulated dies, establishing a base-year commercial offering but not its delivered equipment receipts.
    - Evidence informing base-year allocation inputs; displayed values and growth are calculated: The same dated offering includes partially assembled dies. Only attributable tester receipts, not the handler value, enter the allocation model.
    - Evidence informing forecast-year allocation inputs; displayed values and growth are calculated: The same dated offering includes partially assembled dies. Only attributable tester receipts, not the handler value, enter the allocation model.
56. Teradyne - Second-Quarter 2025 Earnings Call Prepared Remarks, July 30, 2025
    - Evidence informing base-year allocation inputs; displayed values and growth are calculated: July xx.xx 2025 prepared remarks report an HBM4 post-stack win and state that the new insertion was not pervasive, qualifying the assumed intermediate-assembly uptake.
    - Evidence informing forecast-year allocation inputs; displayed values and growth are calculated: July xx.xx 2025 prepared remarks report an HBM4 post-stack win and state that the new insertion was not pervasive, qualifying the assumed intermediate-assembly uptake.
    - Evidence informing base-year allocation inputs; displayed values and growth are calculated: The remarks distinguish new system purchases from upgrades of existing capacity. This supports retaining reuse and incremental-receipt adjustments rather than equating every new deployment opportunity with a full new tester.
    - Evidence informing forecast-year allocation inputs; displayed values and growth are calculated: The remarks distinguish new system purchases from upgrades of existing capacity. This supports retaining reuse and incremental-receipt adjustments rather than equating every new deployment opportunity with a full new tester.
57. Teradyne Introduces Integrated Test Solution for AI and Data Center Devices in Collaboration with Tokyo Electron
    - Evidence informing forecast-year allocation inputs; displayed values and growth are calculated: The June xx.xx 2026 coordinated singulated-device offering supports commercial availability relevant to the forecast; it does not establish 2025 sales or the modeled 2032 penetration.
    - Evidence informing forecast-year allocation inputs; displayed values and growth are calculated: The offering references multiple advanced-packaging points, but this is not evidence that an individual delivery has accepted multi-insertion coverage.
58. Amkor Technology - IC Semiconductor Test Services
    - Evidence informing base-year allocation inputs; displayed values and growth are calculated: The company's service description separates wafer probe, testing between assembly steps and final testing, supporting the insertion mapping rather than a sales weight or complete-tester purchase requirement.
    - Evidence informing forecast-year allocation inputs; displayed values and growth are calculated: The company's service description separates wafer probe, testing between assembly steps and final testing, supporting the insertion mapping rather than a sales weight or complete-tester purchase requirement.

4.3. Industry Ecosystem & Value Chain Analysis

[redacted] Where the buyer can retain those assets, an incumbent upgrade may avoid a wider commercial transition. This is an economic inference about retained investments, not proof that every program transfers unchanged or that switching is always unattractive.

RESEARCH SAMPLE REPORT

[redacted] Buyers therefore need an offer that identifies usable rights, service coverage, and the responsible provider rather than comparing equipment descriptions alone. Broader service coverage can reduce exposure to interruption while increasing continuing dependence on the selected commercial relationship.

[redacted] This connects residual equipment value to OEM-managed rights and service continuity. An independently resold asset should not be presumed to carry the same commitments; the relevant comparison is the usable, supported configuration offered under each transaction.

Sources & Evidence

1. V93000 | SoC Test Systems | ADVANTEST CORPORATION
   - The compatibility description includes programs and interface hardware across generations.
2. Customer Service Agreement | Uptime Services | ADVANTEST CORPORATION
   - Support packages can include module exchange and software-update subscriptions.
3. Licensing | Customer Services | ADVANTEST CORPORATION
   - Advantest provides license activation, emergency licensing, and specified renewal facilities.
4. Business | Advantest Pre-Owned Solutions | ADVANTEST CORPORATION
   - Advantest's pre-owned business describes refurbishment, license switching, installation, and maintenance.

4.3.1. Supply-Side Analysis

[redacted] It also states that a missing component can prevent final-product completion. These disclosures support configuration-specific delivery diligence; manufacturing diversification is a mitigation, not evidence that every ordered configuration is immediately deliverable.

Supplier breadth must likewise be interpreted at the application level. [redacted] Buyers should distinguish a manufacturer's product commitment from a reseller's equipment-specific offer and confirm whether the named counterparty assumes acceptance, licensing, and support responsibilities in the intended territory.

Sources & Evidence

1. Integrated Annual Report 2026: Strategy
   - Advantest describes internal and EMS production, component dependencies, multi-sourcing, supply agreements, and inventory buffers.

2. TEAM A.T.E. | Services
   - TEAM A.T.E. lists SoC and memory equipment categories and describes refurbished or as-is transactions.
3. Diamondx Test System | Cohu
   - Cohu presents Diamondx for applications including SoC, microcontrollers, wireless, automotive, and industrial devices.

4.3.2. Demand-Side Analysis

[redacted] A fabless semiconductor company or system company can therefore influence a platform choice without necessarily owning the equipment operated by an Outsourced Assembly and Test Provider. Supplier engagement should identify the specifier, budget owner, equipment owner, acceptance authority, and operator for the actual transaction.

Buyer economics depend on reuse and commitment quality, not merely semiconductor end-market exposure. [redacted] For engineering-focused buyers, including Semiconductor Design and IP Service Providers and Research and Academic Institutions, a documented engineering configuration answers a different purchasing question from acceptance for Production Testing; one should not be treated as evidence of the other.

Sources & Evidence

1. TEAM A.T.E. | Services
   - Leasing is a documented commercial arrangement; suitability depends on the applicable terms.
2. Teradyne, Inc. Form 10-K for the Year Ended December 31, 2025
   - Teradyne distinguishes specifying customers from customers placing orders and receiving equipment.
3. Amkor Technology, Inc. Form 10-K for the Year Ended December 31, 2025
   - Amkor describes standardized tester-platform investment and customer-consigned test equipment.

4.3.3. Stakeholder Analysis

Equipment ownership, software control, and operating responsibility expose different stakeholders to different risks. A lessor may own the asset while the user depends on another party for software entitlement and maintenance. [redacted] Standards bodies influence component choice without assuming responsibility for the completed deployment. PXISA maintains an architecture supporting multiple vendors; NI markets STS as an integrated semiconductor offering built around PXI. [redacted]

[redacted]

Sources & Evidence

1. What Is the Semiconductor Test System (STS)? - NI
   - STS is marketed as a turnkey semiconductor offering rather than merely a collection of modules.
2. What is PXI - PXISA
   - PXISA maintains specifications supporting interoperability and multi-vendor participation.
3. TEAM A.T.E. | Services
   - The company describes rentals, rent-to-own structures, and leases.

4.4. Market Dynamics

Technology transitions and equipment reuse exert opposing effects on acquisition decisions. [redacted] Consequently, an application requirement may support investment in capability without supporting the same conclusion about new-system purchasing.

[redacted] This creates a trade-off between preserving accumulated platform assets and retaining alternative sourcing options. The decision-relevant signals are configuration acceptance, deployment allocation, delivery commitments, and contractual continuity-not an assumption that activity in an associated semiconductor end market translates directly into tester orders.

Sources & Evidence

1. T5503HS2 | Memory Test Systems | ADVANTEST CORPORATION
   - Advantest describes upgrading installed T5503 systems to T5503HS2.
2. A New Approach for IC Test - Leveraging the Strength of the PXI Platform - NI
   - Documented continuity supports a conditional link between engineering selection and production deployment.

4.4.1. Key Drivers

4.4.1.1. Compute and memory transitions trigger configuration reassessment

New compute and memory requirements can trigger configuration reassessment before existing equipment is fully retired. [redacted]

RESEARCH SAMPLE REPORT

[redacted] Equipment demand follows only when a buyer identifies an unmet requirement, accepts the configuration, and commits to acquisition rather than an available upgrade.

Sources & Evidence

1. Teradyne Announces Magnum E2 to Address Next-Generation Memory Test Demands Driven by AI and High-Performance Computing
   - On September xx.xx 2026, Teradyne announced Magnum E2 for advanced DRAM and flash applications with engineering and production configurations; the announcement does not establish customer adoption.

4.4.1.2. Engineering-to-production continuity strengthens platform consideration

Engineering acceptance can influence a later production platform decision when continuity is documented. [redacted] The commercial benefit remains conditional on the production configuration and responsible operator receiving the necessary acceptance and rights.

Sources & Evidence

1. Magnum 2 | Memory Test Solution from Teradyne
   - Teradyne states that programs developed on Magnum xx.xx engineering configurations can be used on its production version.
2. A New Approach for IC Test - Leveraging the Strength of the PXI Platform - NI
   - NI describes common STS hardware and software across characterization and production configurations.

4.4.1.3. Coordinated insertion decisions influence equipment requirements

Allocation of work across test insertions creates a coordination incentive. Advantest's 2026 annual report describes moving test content between insertions within its integrated test-cell approach. [redacted]

Sources & Evidence

1. Integrated Annual Report 2026: Overview
   - Advantest describes moving test content between insertions within an integrated test-cell approach; this is a supplier proposition, not proof of buyer adoption.

4.4.2. Key Restraints

4.4.2.1. Embedded platform assets constrain economically practical switching

Platform continuity can suppress switching even when another tester has relevant application coverage. Advantest identifies reusable V93000 programs, interface hardware, and engineering infrastructure across generations. [redacted]

[redacted]

Sources & Evidence

1. V93000 | SoC Test Systems | ADVANTEST CORPORATION
   - Documented asset reuse supports the conditional switching-cost interpretation.

4.4.2.2. Uncommitted customer demand limits program-specific equipment commitments

Equipment commitments can precede firm downstream work. Amkor reports generally nonbinding customer forecasts, possible order cancellation or delay, and exposure from equipment that cannot readily be redeployed. [redacted]

Sources & Evidence

1. Amkor Technology, Inc. Form 10-K for the Year Ended December 31, 2025
   - The filing identifies generally nonbinding forecasts, customer cancellation or delay, and equipment-redeployment exposure.

4.4.2.3. Transaction-specific trade restrictions separate demand from access

Commercial demand does not ensure legal access. [redacted] This is not evidence of a blanket prohibition on all SoC or memory testers in a jurisdiction.

Sources & Evidence

1. Teradyne, Inc. Form 10-K for the Year Ended December 31, 2025
   - Export compliance has limited certain customer sales.

4.4.3. Key Opportunities

4.4.3.1. Supported reuse with explicit entitlement and service

Operators needing an accepted existing configuration can evaluate license-backed equipment reuse rather than equipment-only resale. [redacted] The opening depends on a suitable asset and destination-site support; consolidation of accountability retains dependence on OEM terms.

Sources & Evidence

1. Business | Advantest Pre-Owned Solutions | ADVANTEST CORPORATION
   - Advantest's pre-owned business combines refurbished or reconfigured equipment with license switching, installation, and maintenance programs. ([advantest.com](https://www.advantest.com/en/customer-services/apo/business/))

4.4.3.2. Application-specific memory-engineering procurement

Funded memory-engineering mandates offer a bounded entry route for application specialists. Introspect's M5512 and NplusT's differentiated TESTMESH configurations address distinct memory requirements. ■■■■■■■■■ ■■■■■■ ■■■■■■■■ ■■■ ■■■■■ ■■■■■ ■■■ ■■■■■■■■■■■■■ ■ ■■■■■■■ ■■■■■■■■■■■ ■■■■■■■■ ■■■■ ■■■ ■■■■■■■■■ ■■■■■■■■■■■ ■■■ ■ ■■■■■■■ ■■■■■■■■■■■■■■■■■■■ ■■■■■■■■■■■■

Sources & Evidence

1. M5512 GDDR7 Memory Test System - Introspect Technology
   · Introspect markets M5512 for GDDR7 memory-IC characterization and functional testing and also advertises production screening. The portfolio does not establish acceptance by another production operator. ([introspect.ca](https://introspect.ca/product/m5512-gddr7-memory-test-system/))
2. TESTMESH - NplusT
   · NplusT advertises TESTMESH engineering instruments for established and emerging nonvolatile memories, with configurations differentiated by development stage. ([n-plus-t.com](https://www.n-plus-t.com/products/testmesh/))

4.4.3.3. Complete-system accountability around open-standard architecture

■■■■■■ ■■■■■■■ ■■ ■■■■■■■■■■■■■ ■■■■■■■■■■■■ ■■■■■■■ ■■■■■■■■ ■■■■■ ■■■■■■■■■■■■■ ■■■■ ■■■ ■■■■■■ ■■ ■■■■■■■■■■ ■■■■■■ ■■■■ ■■ ■■■■■■■■ ■■■■■■■■ ■■■ ■■■■■■■■■■■ ■■■■■■■■■■■ ■■ ■ ■■■■■■■■ ■■■■■■■■ ■■■■■■■■■■■■■■ ■■■■ ■■■■■■■■■■ ■■■■■■■■■■■■■■■ ■■■ ■■■■■■■■■ ■■■■■■■■■■■■■■■■■ ■■■■■■■ Vendor software and interface commitments remain material conditions.

Sources & Evidence

1. PXIe Semiconductor Test System | Marvin Test Solutions, Inc.
   · Marvin advertises TS-960e as an integrated PXI Express SoC and SiP system incorporating a device interface and vendor software. ([marvintest.com](https://www.marvintest.com/Product/TS-960e-Series))

4.4.3.4. Coordinated procurement for singulated-device deployments

An explicit Singulated-Die Test mandate can support coordinated tester-and-prober procurement. Teradyne's announced UltraFLEXplus and Tokyo Electron Prexa SDP offering provides a named route. ■■■■■■■ ■■■■■■■■ ■■■■■■ ■■■■■■■■■■■ ■■■■■■■■■■ ■■■ ■■■■■■■■ ■■■■■■■ ■■■■■■■■■■■■ ■■■■■■■■ ■■■■■■■■■ ■■■■■■ ■■■■■■ ■■ ■■■■■■■■■■■ ■■■■■ ■■■■■■■■■ ■■■■■■■■■■■ ■■■■■■■■■ ■■■■■■■■■■■■ ■■■■■■■■■■■■■

Sources & Evidence

1. Teradyne Introduces Integrated Test Solution for AI and Data Center Devices in Collaboration with Tokyo Electron
   · On June xx.xx 2026, Teradyne announced an integrated offering combining UltraFLEXplus and Tokyo Electron's Prexa SDP for singulated-device screening. This is supplier-reported offering evidence, not customer acceptance. ([investors.teradyne.com](https://investors.teradyne.com/news-events/press-releases/detail/xx.xx/teradyne-introduces-integrated-test-solution-for-ai-and-data-center-devices-in-collaboration-with-tokyo-electron))

4.4.4. Key Challenges

4.4.4.1. Converting portfolio availability into a configured delivery commitment

An accepted product family is not a complete delivery commitment. ■■■■■■■■■■■■ ■■■■■■■■■■■■■■■■■■■■ ■■■■■■■■■■ ■■■■■ ■■■ ■ ■■■■■■■■ ■■■■■■■■■■■■■ ■■■ ■■■■■■■ ■■■■■■■ ■■■■■■■ ■■■■■■■ ■■■■■■■ ■■■■■■■■■■■■ ■■■■■■■■■ ■■■ ■■■■■■ ■■■■ ■■■■■ ■■■ ■■■■■■■■■■■■■ ■■■■■■■■ ■■■■■■■■■■ ■■■■■■■■■■ ■■■■■■■■■■■■■■■■■ ■■■ ■■■■■■ ■■■ ■■■■■■ Buffers improve resilience but expose the supplier to inventory obsolescence when requirements change.

Sources & Evidence

1. Integrated Annual Report 2026: Strategy
   - A missing component can prevent completion; inventory protection creates obsolescence exposure during product transitions.

4.4.4.2. Maintaining rights and accountability through leasing and resale

■■■■■■ ■■ ■■■■■■ ■■■■■■■■■ ■■■■■■■ ■ ■■■■■ ■■ ■■■■■■■■■■■ ■■■■■ ■■■ ■■■■■■■ ■■■■■ ■■■■■■■■■■■■ ■■■ ■■■■■■■■ ■■■■■■■■■■■■■ ■■■■ ■■■■■■■ ■■■■■■■■■ ■■■■■■■■ ■■■■■■■■■■ ■■■■■■■■■■■ ■■■■■■■■■■■ ■■■ ■■■■■■■■■ ■■■■■ ■■■■■■■■■ ■■■■■■■■ ■■■■■■■■ ■■■■■■■■■■ The execution challenge is to establish the applicable rights and responsible service party before acceptance. Flexibility in asset ownership does not itself establish equivalent software or warranty treatment.

Sources & Evidence

1. Business | Advantest Pre-Owned Solutions | ADVANTEST CORPORATION
   - Explicit license switching supports distinguishing OEM-managed resale from unspecified secondary transactions.
2. TEAM A.T.E. | Services
   - Flexible acquisition structures support the ownership distinction, not assumed OEM entitlement.

4.4.4.3. Securing site-specific lifecycle support across deployments

A platform-wide support description does not settle the commitment for a particular production site. Advantest states that support packages vary by platform and that coverage hours, response time, spares, and on-site support can be customized. ■■■■■■■■■■ ■■■■■■■ ■■■■■ ■■■■■■■■■ ■■■■■ ■■■■■■■■■■■ ■■■■ ■■■■■■■■ ■■■■■■■■■■■ ■■■ ■■■■■■■■■■ ■■■■■■■■■■■■■■ ■■■■■■■■■■■■ ■■■■■■■■■ ■■■ ■■■■■■■■ ■■■■■■■■■■■■■■■ ■■■ ■■■■ ■■■ ■■■■■■■■■■■■■■ ■■■■■■ ■■■■■■■■ ■■■■■■■■ ■■■■■■■■■■

Sources & Evidence

1. Customer Service Agreement | Uptime Services | ADVANTEST CORPORATION
   - Packages vary by platform; coverage hours, response time, spares, on-site support, and relocation-related services require applicable arrangements.
2. Licensing | Customer Services | ADVANTEST CORPORATION
   - The licensing facilities establish entitlement administration as a separate deployment consideration.

4.5. Porter's Five Forces Analysis

[redacted] These overlapping portfolios create alternatives in particular purchasing situations, but a common tester label does not make every configuration interchangeable. Buyers should establish application and deployment eligibility before using competing offers as negotiating alternatives.

Buyer leverage depends on whether an alternative can preserve the accepted deployment and its associated engineering assets. [redacted] Supplier leverage also extends upstream because Advantest reports that a missing component can prevent completion of a tester; alternative sourcing initiatives mitigate this exposure without guaranteeing delivery of a particular configuration.

[redacted] A prospective entrant still needs an accountable commercial offering, relevant customer acceptance, and continuing service coverage. Standards membership or access to compatible modules alone establishes none of those relationships.

Refurbishment and leasing substitute for particular acquisition choices rather than for the need to test semiconductors. [redacted] They are weaker alternatives when application eligibility, software entitlement, or support continuity cannot be established.

Sources & Evidence

1. V93000 | SoC Test Systems | ADVANTEST CORPORATION
   - Compatibility supplies an incumbent retention mechanism, not proof that alternatives are unsuitable.
2. T5503HS2 | Memory Test Systems | ADVANTEST CORPORATION
   - The offering's memory application scope supports configuration-specific competitive comparison.
3. What Is the Semiconductor Test System (STS)? - NI
   - The stated application scope supports a bounded alternative, not universal tester equivalence.
4. A New Approach for IC Test - Leveraging the Strength of the PXI Platform - NI
   - NI adds semiconductor-specific integration and software to the underlying PXI architecture.
5. What is PXI - PXISA
   - The standard supports component choice; complete offering accountability remains a separate commercial inference.
6. Integrated Annual Report 2026: Strategy
   - Component dependence supports the bounded upstream bargaining and fulfillment analysis.

7. Business | Advantest Pre-Owned Solutions | ADVANTEST CORPORATION
   - Supported pre-owned equipment provides an alternative to a new-equipment acquisition.
8. TEAM A.T.E. | Services
   - The arrangements provide alternatives to outright new-equipment ownership.
9. Diamondx Test System | Cohu
   - The stated application coverage supports differentiated competitive comparison.

4.6. PESTLE Analysis

Trade policy affects both initial equipment access and continuing support. Teradyne has disclosed restrictions on transactions with certain Chinese customers, while Advantest identifies geopolitical constraints affecting products, technology, and maintenance services. ■■■■■■ ■■■■■■■■■■■ ■■■■■■■■■ ■■■■■■■■ ■■■■■■■■■■■■■■■■■■■■■■ ■■■■■■ ■■■■■■ ■■■■ ■ ■■■■■■■■■■■■ ■■■■■■■■■■ ■■■■■ ■■■ ■■■■■■■■■■■■ ■■■■■■■■ ■■■■■■■ ■■■ ■ ■■■■■■■■■ ■■■■■■■■■ ■■■■■■■■■■■ ■■■■ ■■■■■■ ■■■■■■ ■■■■■■■■■■■ ■■■■■■■ ■■■■ ■■■■■■■ ■■■■■■■■■■ ■ ■■■■■■■■ ■■■■■■■ ■■■■■■ ■■■■■■ ■■ ■■■■ ■■■■■■ ■■■■■■ ■■■■■■ ■■■■■■■■■■ ■■■■■■■■■■ ■■■■■■■ ■■■■■■■■ ■■■■■■ ■■■ ■■■■■■■■■■■■■■■ ■■■ ■■■■■■■■■■■ ■■■■ ■■■■■■■■ ■■■■■■■ ■■■■■■■■■ ■■■■■■■■■■ ■■■■■■■■

Macroeconomic exposure operates through customers' capital expenditure decisions. ■■■■■■■■■ ■■■■■■■■■■ ■■■■■■■■■■■■■ ■■■■■■■■■■ ■■■■■■■■■■■■ ■■ ■ ■■■■■■■■ ■■■■■ ■■ ■■■■■■■■■■ ■■■■■■■■■■■ ■■■ ■■■■■■ ■■■■■■■■■ ■■■■■ ■ ■■■■■ ■■■■■■■■■■ ■■■■■■■■■■ ■■■■■■■■■■■■ ■■■■■■■■ ■■■■■■■■ ■■■■■■■■■■■■ ■■■ ■■■■■■■ ■■■■■■■■■■■ ■■■■■ ■■■ ■■■■■ ■■■■■■■■■■■■■■ ■■■■■■■■■■■■■■■■■■■■■■■ ■■■ ■■■■■■■■ ■■■■■■■■■■■ ■■■■■■■■■■ ■■■■■■■■ ■■■■■ ■■■■■■■■■■■■ ■■ ■■■■■■■■ Platform-specific engineering knowledge also matters: V93000 compatibility commitments explicitly encompass engineering infrastructure, knowledge, and training, making workforce continuity part of the switching decision rather than proof of a general labor shortage.

Technology standards, intellectual property, and environmental choices create different obligations. ■■■ ■■■■■■■ ■■■■■■■■■■■■ ■■■■■■■■■■■■■■ ■■■ ■■■■■ ■■■ ■■■■■■■■■■ ■■■■■■■■■■■■ ■■■■■■■ ■■ ■■■■■ ■■■■■■■■■■■ ■■■■■■■■■ ■■■■■■■■ ■■■■■■■■■ ■■■■■■■■■■■ ■■■■■■■ ■■■■■■■■■■■■ ■■■■■■■ ■■ ■■■■■■■■■■ ■■■■■■■ ■■ ■■■■■■■■■■ ■■■■■■■ ■■ ■■■■■■■■■■■■ ■■ ■■■■■■■ ■■■■■■■ ■■■■■ ■■■■■■■■ ■■■■■■■■■■■■■■■■■■ ■■■■■■■■■■■■■■■■■■■■■■■■ ■■■■■■■■■■■ ■■■ ■■ ■■■■■■■■■■■ ■■■■■ ■ ■■■■■■■ ■■■■■■■ ■■■■■■■■■ ■■■ ■■■■■■■■ ■■■■■■■ ■■■■■■■■■■■ ■■■■■■■■■ ■■■■■■■■■ ■■■ ■■■■■■■■■■■■ ■■■■■■■■■■■■■■■■ ■■■■■■■■■ ■■■■■■■■ ■■■■■■■■■ ■■■■■■■■■■ ■■■■■■■■■■■■■■ Their suitability depends on the buyer's facility constraints, application requirements, and support commitments rather than an unsupported claim of universal environmental superiority.

Sources & Evidence

1. V93000 | SoC Test Systems | ADVANTEST CORPORATION
   - Advantest includes engineering infrastructure, knowledge, and training in its investment-protection description.
2. What is PXI - PXISA
   - PXI is an open specification encompassing a multi-vendor hardware and software ecosystem.

3. Risk Factors | Management Information | ADVANTEST CORPORATION
   · Advantest identifies semiconductor capital expenditure fluctuations and geopolitical constraints on products, technology, and maintenance services.
4. Business | Advantest Pre-Owned Solutions | ADVANTEST CORPORATION
   · The business includes equipment reuse and recycling.
5. Diamondx Test System | Cohu
   · Diamondx is described as an air-cooled platform; the source does not establish universal environmental superiority.
6. Teradyne, Inc. Form 10-K for the Year Ended December 31, 2025
   · The filing discusses trade restrictions, tariff exposure without a material adverse tariff effect at that point, and patent claims potentially requiring licenses or restricting sales.

4.7. Market Outlook

The Global SoC & Memory Semiconductor Tester outlook supports selective capability commitments rather than a uniform replacement cycle. Teradyne's Magnum E2 announcement broadens the proposed response to advanced-memory requirements, while Advantest's documented T5503 upgrade route demonstrates that an application transition need not require complete replacement. ■■■ ■■■■■■■■ ■■■■■■■■■■■ ■■■■ ■■■■■■ ■■■■■ ■■ ■■■■■■■■ ■■■■■■■■■■■ ■■■■■■ ■■ ■■■ ■■■■■■■ ■■■■■■■■ ■■■■■■■■■ ■■■■■■■■■ ■■■ ■■■ ■■■■■ ■■■■■■■ ■■ ■■■ ■■■■■■■ ■■■■■■■■■■■■■■ ■ ■■■■■■■ ■■■■■■■■■■■ ■■■■■ ■■■■■ ■■■■ ■■■ ■■■■■■■■■ ■■■■ ■■■■■

Commercial conversion also depends on configured fulfillment. Advantest's component-dependency disclosure shows why portfolio capability and deliverable equipment are different propositions. ■ ■■■■■■■■■ ■■■■■■■■ ■■■■■■■■ ■■■■■■■■ ■■■■■■■■■■■ ■■■■■■■■■■■■ ■■■■■■ ■■■■■■■ ■■■■■■ ■■■■■■■ ■■■ ■■■■■■■■ ■■■■■■■■ ■■■■■■■■■■■■ ■ ■■■■■■ ■■■■■■■■ ■■■■■■■■ ■■■■■■■■■ ■■■■■■■■■■ ■■■■■■■■■■■■■■■■■■ ■■■■■■■■■■■■ ■■ ■■■■■■■■■■■■ ■■■■■■■ ■■■■■■■■■ ■■■■■■ ■■■■■■ ■■■■■■■ ■■■ ■■■■■■■ ■■■■■■■■■■■ ■■■■■■■ ■■■■■ ■■■■■■■■■■ ■■■■■■■■■■ ■■■■■■ ■■■■ ■■■■■■ ■■■■ ■■■■■ ■■■■■■■■■■ ■■■■■■■■■■ ■■■■■■■■ ■■ ■■■■■■■■■■ ■■■■■■■■■ ■■■■■■■■■■

Sources & Evidence

1. T5503HS2 | Memory Test Systems | ADVANTEST CORPORATION
   · Advantest expressly describes upgrading installed T5503 equipment to T5503HS2, establishing an alternative to complete replacement within the applicable DRAM requirement. ([advantest.com](https://www.advantest.com/en/products/semiconductor-test-system/memory/t5503hs2/))
2. Integrated Annual Report 2026: Strategy
   · Advantest's 2026 strategy disclosure identifies component-dependent completion and supply mitigations, supporting configured fulfillment as a constraint on commercial conversion. ([advantest.com](https://www.advantest.com/document/en/investors/ir-library/annual/E_02_IAR2026.pdf))
3. Teradyne Announces Magnum E2 to Address Next-Generation Memory Test Demands Driven by AI and High-Performance Computing
   · Teradyne's Magnum E2 announcement identifies advanced DRAM and flash applications and engineering and production configurations, establishing a new supplier proposition rather than demonstrated customer adoption. ([investors.teradyne.com](https://investors.teradyne.com/news-events/press-releases/detail/xx.xx/teradyne-announces-magnum-e2-to-address-next-generation-memory-test-demands-driven-by-ai-and-high-performance-computing))

4.7.1. Near-Term Market Outlook (0-2 Years)

For 2026-2027, the central question is conversion of announced memory capability into accepted commercial commitments. Teradyne announced Magnum E2 on September xx.xx 2026 with engineering and production configurations for advanced DRAM and flash applications. ▪▪▪▪ ▪▪▪▪▪▪▪ ▪ ▪▪▪▪▪ ▪▪▪▪▪▪▪▪ ▪▪▪ ▪▪▪▪▪▪▪▪▪▪▪▪▪ ▪▪▪ ▪▪▪▪▪▪▪▪ ▪▪ ▪ ▪▪▪▪▪▪▪▪▪▪ ▪▪▪▪▪▪▪▪▪ ▪▪▪▪▪▪▪▪▪▪▪▪ ▪▪▪▪▪▪▪▪▪ ▪▪▪▪▪▪ ▪▪▪▪▪▪▪▪▪▪▪ ▪▪▪▪▪▪▪▪▪▪▪▪▪▪ ▪▪▪▪▪▪▪▪▪▪▪ ▪▪▪▪▪▪▪▪▪▪ ▪▪▪▪▪▪▪▪▪ ▪▪▪ ▪▪▪▪▪▪▪▪▪ ▪▪▪▪▪▪▪▪ ▪▪▪▪ ▪▪▪▪▪▪▪▪▪ ▪▪▪ ▪▪▪▪▪▪▪▪▪▪▪▪ ▪▪▪▪▪▪▪▪▪ ▪▪▪▪▪ ▪▪▪▪▪ ▪▪▪▪ ▪ ▪▪▪▪▪▪▪▪▪▪ ▪▪▪▪▪▪▪▪▪ ▪▪▪▪▪▪▪ ▪▪▪▪▪▪▪▪▪▪▪▪ ▪▪▪ ▪▪▪▪▪▪ ▪▪▪▪▪▪▪▪▪ ▪▪▪▪▪▪▪▪▪▪▪▪ ▪▪▪▪▪▪ ▪▪▪▪▪▪▪▪ ▪▪▪▪▪▪▪▪▪▪▪▪ ▪▪▪▪▪▪▪▪▪▪ ▪▪▪▪▪▪▪▪ ▪▪▪▪▪▪▪ ▪▪▪ ▪▪ ▪▪▪▪▪▪▪▪▪▪▪▪▪▪▪▪ ▪▪▪▪▪▪ ▪▪▪ ▪▪▪▪▪▪▪▪▪▪▪ ▪▪▪▪▪▪▪▪▪▪ ▪▪▪▪▪▪▪▪▪▪▪ ▪ ▪▪▪▪▪▪ ▪▪▪▪▪▪▪ ▪▪▪ ▪▪▪▪▪▪▪ ▪▪▪▪▪▪▪▪▪ ▪▪ ▪▪▪ ▪▪▪▪▪▪▪▪▪ ▪▪▪▪▪▪▪▪ ▪▪▪▪▪▪▪▪ ▪▪▪▪▪▪▪▪▪ ▪▪ ▪▪▪▪ ▪▪▪▪▪ ▪▪▪ ▪▪▪ ▪▪▪▪▪▪▪▪▪▪ ▪▪▪▪▪▪▪ ▪▪▪▪▪▪▪▪▪▪ ▪▪ ▪▪▪▪▪ ▪▪▪▪▪▪▪▪▪▪ ▪▪▪▪ ▪▪▪▪▪▪▪▪▪▪▪▪ ▪▪▪▪▪▪▪▪▪ ▪▪▪▪▪▪▪▪▪▪▪▪

Sources & Evidence

1. T5503HS2 | Memory Test Systems | ADVANTEST CORPORATION
   · The documented T5503-to-T5503HS2 route supports checking installation-specific upgrade eligibility before treating a memory transition as a replacement purchase. ([advantest.com](https://www.advantest.com/en/products/semiconductor-test-system/memory/t5503hs2/))
2. Teradyne Announces Magnum E2 to Address Next-Generation Memory Test Demands Driven by AI and High-Performance Computing
   · The Magnum E2 release is dated September xx.xx 2026 and describes a common hardware and software platform across engineering and production configurations. ([investors.teradyne.com](https://investors.teradyne.com/news-events/press-releases/detail/xx.xx/teradyne-announces-magnum-e2-to-address-next-generation-memory-test-demands-driven-by-ai-and-high-performance-computing))

4.7.2. Medium-Term Market Outlook (3-5 Years)

▪▪▪ ▪▪▪▪▪▪▪▪▪▪ ▪▪▪▪▪▪▪ ▪▪▪▪▪▪▪▪▪ ▪▪▪ ▪▪▪▪▪▪▪▪▪▪ ▪▪▪▪▪▪▪▪▪▪ ▪▪▪▪▪▪ ▪▪▪▪▪▪▪▪▪ ▪▪▪▪▪▪▪▪▪▪ ▪▪▪▪▪▪ ▪▪▪▪▪▪▪ ▪▪▪▪▪▪▪▪▪ ▪▪ ▪▪▪▪ ▪▪▪▪▪▪▪ ▪▪▪▪▪▪▪▪▪▪▪▪ ▪▪▪▪▪▪▪▪▪▪▪ ▪▪▪▪▪▪▪▪▪ ▪▪▪▪▪▪▪▪▪▪▪▪ ▪▪▪▪▪▪▪▪▪ ▪▪ ▪▪▪▪ ▪▪▪▪ ▪▪▪ ▪▪▪▪▪▪▪▪▪▪ ▪▪ ▪▪▪ ▪▪▪ ▪▪ ▪▪▪▪▪ ▪▪▪▪▪▪ ▪▪▪▪▪▪▪▪▪▪▪▪ ▪▪▪▪▪▪▪ ▪▪▪▪▪▪▪▪▪▪ ▪▪▪▪ ▪▪▪ ▪▪▪▪▪▪▪▪▪ ▪▪▪▪▪▪▪▪▪▪ ▪▪▪▪▪▪▪ ▪▪▪ ▪▪ ▪▪▪▪▪▪▪▪▪▪ ▪▪ ▪▪▪▪▪▪ ▪▪▪▪▪▪▪ Suppliers should connect local service and equipment commitments to actual project progress, purchasing releases, and accepted configurations. If the timetable changes, resources should remain redeployable rather than depend on an unawarded installation.

Multi-insertion requirements create a separate choice during that horizon. Amkor describes testing across wafer, intermediate assembly, and final deployments. ▪▪▪▪▪▪ ▪▪▪▪▪▪ ▪▪▪▪▪▪▪▪▪ ▪▪▪▪▪ ▪▪▪▪▪▪▪▪ ▪▪▪▪▪▪ ▪▪▪ ▪▪▪▪▪ ▪▪▪ ▪▪▪▪▪▪ ▪▪▪▪▪▪▪▪▪▪ ▪▪▪▪▪▪ ▪▪▪▪▪▪▪▪▪▪ ▪▪ ▪▪▪▪▪▪▪▪▪▪ ▪▪▪▪▪▪▪▪▪ ▪▪▪ ▪▪▪▪▪▪▪▪▪ ▪▪▪▪▪▪▪▪▪▪ ▪▪▪▪▪▪▪ ▪▪ ▪ ▪▪▪▪▪▪ ▪▪▪▪▪▪▪▪▪▪ ▪▪▪▪▪ ▪▪▪ ▪▪▪▪▪▪▪▪▪▪ ▪▪ ▪▪▪▪▪▪▪▪▪▪▪▪▪ ▪▪ ▪▪▪▪▪▪▪▪ ▪▪▪▪▪▪▪▪▪▪ ▪ ▪▪▪▪▪▪ ▪▪▪▪▪▪▪▪▪ ▪▪▪▪▪▪▪▪▪▪ ▪▪▪ ▪▪▪▪▪▪▪▪▪▪▪ ▪▪▪▪▪▪▪▪▪▪▪▪▪▪▪ ▪▪▪▪▪ ▪▪▪▪▪▪▪▪ ▪▪▪▪▪▪▪▪▪▪ ▪▪▪▪▪▪ ▪▪▪▪▪▪ ▪▪▪▪▪▪▪▪ ▪▪▪▪▪▪▪▪

Sources & Evidence

1. IC Semiconductor Test Services - Amkor Technology
   • Amkor's service description spans multiple insertions, supporting a conditional distinction between reallocating accepted equipment and procuring additional equipment. ([amkor.com](https://amkor.com/test-services/))
2. Amkor Technology Announces Phase 2 of Arizona Advanced Packaging and Test Campus; Expands Investment to $12 Billion
   • Amkor's September xx.xx 2026 Arizona announcement anticipates phase-two construction beginning in late 2027 and completion by the end of 2029. These are project expectations, not identified tester awards. ([ir.amkor.com](https://ir.amkor.com/news-releases/news-release-details/amkor-technology-announces-phase-xx.xx-arizona-advanced-packaging))

4.7.3. Long-Term Market Outlook (5-10 Years)

For 2030-2032, lifecycle accountability is a strategic selection variable where Automotive and Industrial Electronics programs carry continuing device obligations. [redacted] This is a conditional lifecycle scenario, not a prediction that one architecture remains suitable throughout the period.

Sources & Evidence

1. Customer Service Agreement | Uptime Services | ADVANTEST CORPORATION
   • Advantest states that service packages vary by platform and can customize coverage, response, spares, and on-site support; relocation is a separately identified incidental service. ([advantest.com](https://www.advantest.com/en/customer-services/uptime/csa/))
2. Product Longevity | NXP Semiconductors
   • NXP's longevity program includes automotive and industrial products and permits specified facility transfers and compatible-product migration. Device longevity does not establish a corresponding tester-support commitment. ([nxp.com](https://www.nxp.com/products/nxp-product-information/nxp-product-programs/product-longevity%3APRDCT_LONGEVITY_HM))

4.8. Go-to-Market Strategy

[redacted] An incumbent's proposition should identify retained assets

and obligations; a challenger using a migration proposition such as Chroma's xx.xx should obtain an asset-specific commitment rather than promise universal portability. Where the production mandate remains open, a separately bounded engineering sale preserves a credible entry route without implying a subsequent production award.

For a buyer lacking complete-cell coordination capacity, an integration provider is a conditional route rather than a substitute for OEM rights. ATS Technology Services, Inc. documents integration of OEM equipment into turnkey test cells. [illegible] Entitlement renewal belongs in that review as well as initial delivery. Neither a local contact nor possession of an asset establishes the complete commercial obligation.

Sources & Evidence

1. What Is the Semiconductor Test System (STS)? - NI
   · NI identifies partners with STS expertise and explicitly states that NI Partners are independent businesses, not NI agents or joint ventures. Deployment expertise therefore does not itself establish manufacturer authority. ([ni.com](https://www.ni.com/en/shop/electronic-test-instrumentation/what-is-the-semiconductor-test-system.html))
2. Customer Service Agreement | Uptime Services | ADVANTEST CORPORATION
   · Customer service agreements can include module exchange and software-update subscriptions, with additional support options, supporting explicit package and renewal boundaries. ([advantest.com](https://www.advantest.com/en/customer-services/uptime/csa/))
3. Teradyne, Inc. Form 10-K for the Year Ended December 31, 2025
   · Teradyne's 2025 filing separates platform-specifying and purchasing customers and describes predominantly direct selling outside Robotics. ([investors.teradyne.com](https://investors.teradyne.com/sec-filings/all-sec-filings/content/xx.xx-xx.xx-xx.xx/xx.xx-xx.xx-xx.xx.pdf))
4. Legal Information - NI
   · NI distinguishes purchase-and-sale terms, software-license agreements, and service terms. These support separate contractual treatment of equipment, usable software rights, and continuing services. ([ni.com](https://www.ni.com/en/about-ni/legal.html))

5. Commerce Strengthens Export Controls to Restrict China's Capability to Produce Advanced Semiconductors for Military Applications

   · BIS's December xx.xx 2024 clarification addressed software keys enabling access to, or renewal of, specified hardware and software. Transaction eligibility must be established separately rather than inferred from physical equipment access. ([bis.gov](https://www.bis.gov/press-release/commerce-strengthens-export-controls-restrict-chinas-capability-produce-advanced-semiconductors-military))

6. PXIe Semiconductor Test System | Marvin Test Solutions, Inc.

   · TS-960e provides a documented integrated-system alternative against which a separately contracted integration proposal can be compared. ([marvintest.com](https://www.marvintest.com/Product/TS-960e-Series))

7. Chroma 3680 Advanced SoC Test System

   · The xx.xx migration features provide a documented challenger proposition, but do not establish portability of an individual customer's assets. ([chromaate.com](https://www.chromaate.com/en/product/advanced_soc_analog_test_system_3680_36))

8. About ATS | ATS Malaysia

   · ATS Technology Services, Inc. describes integrating OEM semiconductor-test equipment into turnkey test cells for semiconductor manufacturers and OSAT partners. Its general offering does not establish a particular OEM appointment or accepted SoC configuration. ([ats-global.co](https://ats-global.co/company/))

5. Market Insights

5.1. Consumer Insights & End-User Perspective

[redacted] For Fabless Semiconductor Companies and System Companies using Outsourced Assembly and Test Providers, a platform selection may therefore precede, rather than constitute, an operator-funded equipment order. Supplier engagement should identify who controls application acceptance, budget approval, ownership, and operating responsibility before treating technical preference as a purchasing commitment.

The operator's purchasing problem is to secure an accepted configuration against sufficiently dependable work. Amkor describes investment in standardized tester platforms, but also generally nonbinding customer forecasts. [redacted]

Sources & Evidence

1. Teradyne, Inc. Form 10-K for the Year Ended December 31, 2025
   · Teradyne distinguishes customers specifying platforms from customers placing orders and receiving equipment.
   ([investors.teradyne.com](https://investors.teradyne.com/sec-filings/all-sec-filings/content/xx.xx-xx.xx-xx.xx/xx.xx-xx.xx-xx.xx.pdf))
2. Amkor Technology, Inc. Form 10-K for the Year Ended December 31, 2025
   · Amkor discloses customer-consigned test equipment and investment in standardized tester platforms. Its customer forecasts generally are not binding commitments.
   ([sec.gov](https://www.sec.gov/Archives/edgar/data/xx.xx/xx.xx/amkr-xx.xx.htm))

5.2. Consumer Experience Benchmarking

Documented transition continuity provides a useful purchasing benchmark after application eligibility is established. [redacted] They do not establish that every installed configuration qualifies or that retaining it is always preferable.

Integration and support should be compared independently of architecture. [redacted] These are comparisons of published commercial commitments, not measured customer satisfaction or demonstrated head-to-head performance.

Sources & Evidence

1. V93000 | SoC Test Systems | ADVANTEST CORPORATION
   · Advantest describes cross-generation reuse of V93000 programs, interface hardware, and engineering investments, supporting a configuration-specific continuity comparison. ([advantest.com](https://www.advantest.com/en/products/semiconductor-test-system/soc/v93000/))
2. T5503HS2 | Memory Test Systems | ADVANTEST CORPORATION
   · Advantest documents an upgrade route from installed T5503 testers to T5503HS2 systems; this does not establish eligibility for every installation. ([advantest.com](https://www.advantest.com/en/products/semiconductor-test-system/memory/t5503hs2/))
3. What Is the Semiconductor Test System (STS)? - NI
   · NI presents STS as a turnkey PXI-based offering for specified RF, mixed-signal, and MEMS applications, with service levels selected for each deployment. ([ni.com](https://www.ni.com/en/shop/electronic-test-instrumentation/what-is-the-semiconductor-test-system.html))
4. Customer Service Agreement | Uptime Services | ADVANTEST CORPORATION
   · Advantest says support packages vary by platform and can customize response, coverage, spares, and on-site support. ([advantest.com](https://www.advantest.com/en/customer-services/uptime/csa/))

5.3. Opportunity Mapping

[redacted] A new program with fewer inherited commitments can provide a more contestable opening, but does not establish acceptance of an alternative. The decision trigger is an accepted configuration and funded mandate, not catalog overlap.

Focused memory engineering provides a different entry route. [redacted] M5512's advertised production

screening and TESTMESH's broader configurations are credible counterexamples to an engineering-only characterization, but neither establishes another customer's production commitment.

[illegible] A new-equipment alternative may avoid that particular used-goods condition without removing other applicable requirements. This distinction must not be generalized across Africa.

Open-standard entry is strongest when it supplies an accountable system rather than merely compatible components. [illegible] The commercial opening depends on a configuration-specific acceptance party and continuing support, not architectural openness alone.

[illegible] A foundry or Outsourced Assembly and Test Provider should compare a coordinated proposal with separate equipment contracts, requiring one agreed acceptance boundary and allocated service obligations. Coordination can reduce contractual fragmentation while concentrating dependence; separate awards remain preferable when sourcing flexibility matters more or the joint commitment is incomplete.

Sources & Evidence

1. V93000 | SoC Test Systems | ADVANTEST CORPORATION
   - Advantest documents cross-generation compatibility for V93000 programs and interface hardware, supporting an installation-specific retention alternative. ([advantest.com](https://www.advantest.com/en/products/semiconductor-test-system/soc/v93000/))
2. Business | Advantest Pre-Owned Solutions | ADVANTEST CORPORATION
   - The OEM-managed pre-owned route explicitly addresses continuing rights and support, but does not establish suitable equipment availability for a particular order. ([advantest.com](https://www.advantest.com/en/customer-services/apo/business/))

3. TEAM A.T.E. | Services
   · TEAM A.T.E. describes SoC and memory equipment, refurbished and as-is transactions, rentals, rent-to-own arrangements, and leases. It expressly states that it does not maintain a worldwide field-service organization. ([team-ate.com](https://www.team-ate.com/services))
4. PXIe Semiconductor Test System | Marvin Test Solutions, Inc.
   · The integrated TS-960e offering demonstrates a complete-system purchasing route around an open-standard core, without establishing unrestricted software rights or customer-specific acceptance. ([marvintest.com](https://www.marvintest.com/Product/TS-960e-Series))
5. Teradyne Introduces Integrated Test Solution for AI and Data Center Devices in Collaboration with Tokyo Electron
   · The announced collaboration assigns complementary tester and prober roles within a coordinated proposition for fabless designers, foundries, and OSATs; transaction-specific acceptance and support remain separate conditions. ([investors.teradyne.com](https://investors.teradyne.com/news-events/press-releases/detail/xx.xx/teradyne-introduces-integrated-test-solution-for-ai-and-data-center-devices-in-collaboration-with-tokyo-electron))
6. IC Semiconductor Test Services - Amkor Technology
   · Amkor describes distributed testing across wafer probe, intermediate assembly steps, and final testing, providing operator-side evidence that insertion allocation is commercially relevant. It does not establish use of the Teradyne-Tokyo Electron offering. ([amkor.com](https://amkor.com/test-services/))
7. Chroma 3680 Advanced SoC Test System
   · Chroma advertises xx.xx program and pattern converters and acceptance of other testers' interface boards and probe cards; selected options require availability confirmation. ([chromaate.com](https://www.chromaate.com/en/product/advanced_soc_analog_test_system_3680_36))
8. M5512 GDDR7 Memory Test System - Introspect Technology
   · M5512 supplies a named GDDR7 engineering proposition; its advertised production-screening role is a counterforce to treating it as exclusively engineering equipment, not proof of universal production substitution. ([introspect.ca](https://introspect.ca/product/m5512-gddr7-memory-test-system/))
9. TESTMESH - NplusT
   · TESTMESH distinguishes TMA-xx.xx for cells and small arrays from TMY-xx.xx for IP macros and final products, supporting model-specific purchasing rather than family-wide equivalence. ([n-plus-t.com](https://www.n-plus-t.com/products/testmesh/))
10. Import permit for general goods | South African Government
    · South African government guidance distinguishes used-goods import controls from the treatment of most new goods and directs businesses to obtain equipment-specific policy information from ITAC. This supports permit verification before a refurbished-tester shipment, not an Africa-wide restriction. ([gov.za](https://www.gov.za/services/import/import-permit-general-goods))

5.4. Distribution Channel Analysis

Direct sales, deployment partners, and equipment resellers address different purchasing needs. Teradyne describes predominantly direct sales outside Robotics. ■■ ■■■■ ■■■■■■■■■■ ■■■■■■■■ ■■■■ ■■■ ■■■■■■■■■■ ■■■■■ ■■■■■■■■■ ■■■■■■■■■■■■■■ ■■■■■ ■■■■■■■■■■■■ ■■■■■■■■■■ ■■■■ ■■ ■■■■■■■ ■ ■■■■■■■■■■ ■■■ ■■■■■■■■■■ ■■■■■■■■■■ ■■■■■■■■■■■ ■■■■■■■■■ ■■■■■■■ ■■■■■■■■■■■■■ ■■■■■■■■■ ■■■ ■■■■■■■■■■■■■■■ ■■■■■■■■■ ■■■■■■■■■ ■■ ■■■■■■■■■■■■■■■■■■■ ■■■■■■■■■■■■ ■■■ ■■■■■■■■■ ■■■■■■■ ■■■■■■■■ ■■■ ■■■■■■■■ ■■■■■■■■■■ ■■■■■■■■■■■■■ ■■■ ■■■■■■■■■■■■ ■■■■■■■ ■■■■■■■■ ■■■■■■■■■■■■

■■■■■■■■■ ■■■■■■■■ ■■■■■■■ ■■■■■■■■■■■ ■■■■■■■ ■■■ ■■■■■■■ ■■■■■■■■■■■■■■■■■■ ■■■■■■■■■■■■■■■ ■■■■ ■■■■■■ ■■■■■■■■■ ■■■ ■■■ ■■■■■■ ■■■■■■■■■■ ■■■■■ ■■■ ■■■■■■■■■■■ ■■■■■■■■■■■■■ ■■■■■■■■■ ■■■ ■■■■■■■■ ■■ ■■■■ ■■■■■■■ ■■■■ ■■ ■■■■ ■■■ ■■■■■■■■ ■ ■■■■■■■■■ ■■■■■■■■■■■■■ ■■■■■■■■■■■■■ ■■ ■■■■■■■■■ ■■■■■■■■■■■■ ■■■■■■■■■

RESEARCH SAMPLE REPORT

[illegible] An OEM-managed route may better suit buyers prioritizing a consolidated entitlement and support relationship. Territory, relocation, and return responsibilities remain contractual conditions rather than consequences of the channel label.

Sources & Evidence

1. What Is the Semiconductor Test System (STS)? - NI
   · NI identifies partners with STS expertise and states that NI Partners are independent businesses rather than NI agents or joint ventures.
   ([ni.com](https://www.ni.com/en/shop/electronic-test-instrumentation/what-is-the-semiconductor-test-system.html))
2. Business | Advantest Pre-Owned Solutions | ADVANTEST CORPORATION
   · Advantest's pre-owned business describes license switching, installation, and maintenance, demonstrating an OEM-managed resale route with explicit continuing support.
   ([advantest.com](https://www.advantest.com/en/customer-services/apo/business/))
3. TEAM A.T.E. | Services
   · TEAM A.T.E. describes SoC and memory equipment, as-is and refurbished transactions, rentals and leases, while expressly stating that it does not maintain a worldwide field-service organization.
   ([team-ate.com](https://www.team-ate.com/services))
4. Teradyne, Inc. Form 10-K for the Year Ended December 31, 2025
   · Teradyne describes predominantly direct sales outside its Robotics business.
   ([investors.teradyne.com](https://investors.teradyne.com/sec-filings/all-sec-filings/content/xx.xx-xx.xx-xx.xx/xx.xx-xx.xx-xx.xx.pdf))

5.5. Pricing Trend Analysis

[illegible] Buyers should identify hardware scope, usable software rights, continuing support, and relocation obligations separately before comparing offers. Bundling can simplify accountability, but an attractive concession is meaningful only when the included obligations and exclusions remain comparable.

[illegible] Procurement should establish equipment origin, the party bearing duties, quotation validity, and treatment of subsequent changes. A fixed allocation improves budget certainty, while a reopening provision preserves flexibility at the cost of greater exposure to later negotiation.

Sources & Evidence

1. Risk Factors | Management Information | ADVANTEST CORPORATION
   · Advantest identifies exposure to semiconductor capital-expenditure fluctuations and foreign-exchange movements, supporting conditional analysis of buyer commitment timing and supplier margin pressure. ([advantest.com](https://www.advantest.com/en/investors/management-policy/risk/))
2. Customer Service Agreement | Uptime Services | ADVANTEST CORPORATION
   · Typical agreements include module exchange and software-update subscriptions, with additional support options and differentiated incidental-service terms. ([advantest.com](https://www.advantest.com/en/customer-services/uptime/csa/))
3. Teradyne, Inc. Form 10-K for the Year Ended December 31, 2025
   · The filing identifies inflationary costs and potentially incomplete cost pass-through; it states that recent tariff changes had not materially adversely affected the business at that filing point. ([investors.teradyne.com](https://investors.teradyne.com/sec-filings/all-sec-filings/content/xx.xx-xx.xx-xx.xx/xx.xx-xx.xx-xx.xx.pdf))
4. Legal Information - NI
   · NI distinguishes sales terms, software-license agreements, and service terms, supporting separate assessment of the obligations included in an equipment package. ([ni.com](https://www.ni.com/en/about-ni/legal.html))

5.6. Regulatory Compliance & Standards Framework

Export permission can affect continuing equipment usability as well as initial delivery. BIS's December xx.xx 2024 clarification covered software keys enabling access to, or renewal of, specified hardware and software. ▪▪▪▪▪▪▪▪ ▪▪▪▪▪▪▪▪ ▪▪▪ ▪▪▪▪▪▪ ▪▪▪▪▪▪ ▪▪▪▪▪▪▪▪▪ ▪▪▪▪▪▪▪▪▪ ▪▪▪ ▪▪▪▪▪▪▪▪▪▪ ▪▪▪▪▪▪▪▪▪▪▪▪ ▪▪▪ ▪▪▪ ▪▪▪▪▪▪ ▪▪▪▪▪▪▪▪▪ ▪▪▪ ▪▪▪▪▪▪▪▪▪▪▪ ▪▪▪▪▪▪▪▪▪▪▪▪ ▪▪▪▪▪▪ ▪▪▪▪▪▪▪▪▪▪ ▪▪ ▪▪▪▪▪▪▪▪▪ ▪▪ ▪▪▪▪▪▪▪▪▪ ▪ ▪▪▪▪▪▪ ▪▪ ▪▪▪▪▪▪▪▪▪▪ ▪▪ ▪▪▪▪▪▪▪▪▪▪▪▪ ▪▪▪▪ ▪▪▪ ▪▪▪▪▪▪ ▪▪▪▪▪▪ ▪▪▪▪ ▪▪▪▪▪▪▪▪▪ ▪▪▪▪▪▪▪▪▪ ▪▪ ▪▪▪ ▪▪▪▪▪▪▪ ▪▪▪▪ ▪▪▪ ▪▪ ▪▪▪▪▪▪▪ ▪▪ ▪▪▪▪▪ ▪▪▪▪ ▪▪▪▪▪ ▪▪▪▪▪▪ ▪▪▪▪▪▪ ▪▪ ▪▪▪▪▪▪▪▪▪▪▪▪ ▪▪▪ ▪▪▪▪▪▪▪▪▪ ▪▪▪▪▪ ▪▪▪▪▪▪▪▪▪ ▪▪▪▪▪▪▪▪▪▪▪▪ ▪▪▪ ▪▪▪▪▪▪▪▪ ▪▪▪▪▪▪▪▪ ▪▪▪▪▪ ▪▪▪ ▪▪▪▪▪▪▪▪▪▪▪▪▪▪▪

▪▪▪▪▪▪▪▪ ▪▪▪▪▪▪▪ ▪▪▪▪▪▪▪▪▪▪ ▪▪▪▪▪▪▪ ▪ ▪▪▪▪▪▪▪▪▪ ▪▪▪ ▪▪ ▪▪▪▪▪▪▪▪▪▪▪▪▪▪▪▪ ▪▪▪ ▪▪▪▪▪▪▪▪ ▪▪▪ ▪▪▪▪▪▪▪▪▪▪▪▪▪ ▪▪▪ ▪▪▪▪▪▪▪▪▪▪▪▪ ▪▪ ▪▪▪▪▪▪▪▪▪▪▪▪ ▪▪▪ ▪▪▪▪▪▪▪▪▪▪ ▪▪▪▪▪▪▪▪▪▪ ▪▪▪ ▪▪▪ ▪▪▪▪▪▪▪▪▪▪▪▪ ▪▪▪▪▪ ▪▪▪▪▪▪▪▪▪ ▪▪▪ ▪▪▪▪▪▪▪▪▪▪▪▪ ▪▪▪▪ ▪▪▪▪▪▪▪▪▪▪ ▪▪▪▪▪▪▪▪▪▪▪▪ ▪▪▪▪ ▪▪▪ ▪▪▪ ▪▪▪▪ ▪▪▪▪▪▪▪▪▪▪▪▪ ▪▪▪ ▪▪▪ ▪▪▪▪▪▪▪▪ ▪▪▪▪▪ ▪▪▪▪ ▪▪▪▪▪▪▪▪▪▪▪▪ ▪▪▪▪▪▪▪▪ ▪▪▪ ▪▪▪▪▪ ▪▪▪▪▪▪▪▪▪▪▪▪▪ ▪▪▪▪ ▪▪▪▪▪▪ ▪▪▪▪▪▪▪▪▪▪▪▪▪▪ ▪▪▪▪▪▪ ▪▪▪▪▪▪▪▪▪▪▪▪ ▪▪▪ ▪▪▪▪▪▪▪▪▪▪▪▪▪▪▪ ▪▪▪▪▪▪▪ ▪▪ ▪▪▪▪ ▪▪▪ ▪▪▪▪▪▪▪▪▪ ▪▪▪▪▪▪▪▪▪▪ ▪▪▪ ▪▪▪▪▪ ▪▪▪▪▪ ▪▪ ▪▪▪▪▪▪▪▪▪▪▪▪ ▪▪▪ ▪▪▪▪▪▪▪▪

Importers should obtain the declaration applicable to the delivered equipment and identify the responsible economic operator. CE marking is not approval by an EU authority.

Patents and software licenses form another legal layer. NI identifies patents applicable to many hardware and software products and supplies software under appropriate licenses. ▪▪ ▪▪▪▪▪▪▪▪▪▪▪▪ ▪▪▪ ▪▪▪▪▪▪▪▪ ▪▪▪▪ ▪▪ ▪▪▪▪▪▪▪▪▪ ▪▪▪ ▪▪▪▪▪▪▪▪▪ ▪▪▪▪▪▪▪ ▪▪▪ ▪▪ ▪▪▪▪▪▪▪▪ ▪▪ ▪▪▪▪▪▪▪▪▪▪▪▪ ▪▪▪▪▪▪▪▪▪ ▪▪▪▪▪▪▪ ▪▪ ▪▪▪▪▪▪▪▪▪▪ ▪▪▪▪▪▪▪▪▪▪▪▪▪ ▪▪ ▪▪▪▪▪▪▪▪▪ ▪▪▪▪▪▪▪▪▪▪▪▪▪ ▪▪▪▪▪▪ ▪▪▪▪▪▪ ▪▪▪▪▪▪ ▪▪▪ ▪▪▪▪▪▪▪▪▪▪▪ ▪▪▪▪▪ ▪▪▪▪▪▪▪▪▪ ▪▪▪ ▪▪▪▪▪▪▪▪▪▪▪▪▪▪▪▪▪▪▪▪▪▪ ▪▪▪▪▪▪▪▪▪▪ ▪▪▪▪▪ ▪▪▪▪▪▪▪ ▪▪▪▪▪▪▪▪▪ ▪▪▪▪▪▪ ▪▪▪▪▪▪▪▪▪▪▪▪ ▪▪ ▪▪▪▪▪▪▪ ▪▪ ▪▪▪▪▪▪▪ ▪▪▪▪ ▪▪▪ ▪▪▪▪▪▪▪▪▪▪▪▪ ▪▪▪▪▪▪▪

Sources & Evidence

1. What Is the Semiconductor Test System (STS)? - NI
   · STS demonstrates that a PXI-based platform is offered with vendor-specific software and commercial relationships.
   ([ni.com](https://www.ni.com/en/shop/electronic-test-instrumentation/what-is-the-semiconductor-test-system.html))
2. Legal Information - NI
   · NI identifies patents applicable to many hardware and software products and states that software is supplied under appropriate licenses; architecture openness does not itself determine those rights.
   ([ni.com](https://www.ni.com/en/about-ni/legal.html))
3. Commerce Strengthens Export Controls to Restrict China's Capability to Produce Advanced Semiconductors for Military Applications
   · BIS's December xx.xx 2024 announcement clarified export-control treatment of software keys enabling access to, or renewal of, specified hardware and software. Its separate HBM controls do not establish a blanket restriction on memory testers.
   ([bis.gov](https://www.bis.gov/press-release/commerce-strengthens-export-controls-restrict-chinas-capability-produce-advanced-semiconductors-military))
4. CE marking - European Commission
   · European Commission guidance assigns conformity assessment and declaration responsibilities to manufacturers and compliance responsibilities to importers and distributors; CE marking is not approval by an EU authority.
   ([single-market-economy.ec.europa.eu](https://single-market-economy.ec.europa.eu/single-market/ce-marking_en))
5. National Instruments STS-T2M2 Declaration of Conformity
   · NI's May xx.xx 2019 declaration names the STS-T2M2 and applicable EMC, low-voltage safety, and RoHS directives. It is a dated, model-specific declaration.
   ([download.ni.com](https://download.ni.com/cert/doc/STS-T2M2.pdf))

5.7. ESG & Sustainability Analysis

ESG can affect supplier access through buyer contracts rather than through an equipment-performance preference alone. Amkor's 2024 corporate responsibility report states that supplier adoption of the Responsible Business Alliance Code is included in supplier contract terms, supported by assessments and audits for major suppliers. ▪▪▪ ▪▪▪▪▪▪ ▪▪▪▪▪▪▪▪ ▪▪▪▪▪▪▪▪ ▪▪▪▪ ▪▪▪▪▪▪▪▪▪ ▪▪▪▪▪▪ ▪▪▪▪▪▪▪▪▪▪▪▪▪ ▪▪▪▪▪▪▪▪ ▪▪▪ ▪▪▪▪▪▪ ▪▪▪▪▪▪▪▪▪▪▪▪▪ ▪▪▪ ▪▪▪▪▪▪▪▪▪ ▪▪▪▪▪▪ ▪ ▪▪▪▪▪▪▪▪▪▪ ▪▪▪▪▪▪▪▪▪▪▪▪▪ ▪▪▪▪▪▪▪▪▪▪▪▪ ▪▪▪▪▪ ▪▪ ▪ ▪▪▪▪▪ ▪▪▪▪▪▪▪▪ ▪▪▪▪▪▪▪▪▪▪▪ ▪▪▪▪▪▪▪▪▪ ▪▪▪ ▪ ▪▪▪▪▪▪▪▪▪▪ ▪▪▪▪▪ ▪▪▪▪▪▪▪▪▪▪▪▪ ▪▪ ▪▪▪▪▪▪▪▪▪ ▪▪▪▪▪ ▪▪ ▪▪▪▪▪▪▪▪▪▪▪▪▪ ▪▪▪▪▪ ▪▪▪▪▪▪▪▪▪▪ ▪▪ ▪▪▪▪▪▪▪▪▪ ▪▪▪▪▪▪ ▪▪▪▪▪▪▪▪▪▪ ▪▪▪▪▪▪ ▪▪▪▪▪▪▪▪▪▪ ▪▪▪ ▪▪▪▪▪▪▪▪▪▪ ▪▪▪▪▪▪▪▪▪▪ ▪▪▪▪▪ ▪▪▪▪▪▪ ▪▪▪▪▪▪▪▪▪▪ ▪▪ ▪▪▪▪▪▪▪▪▪▪ ▪▪▪ ▪▪▪▪▪▪▪▪▪ ▪▪▪▪▪▪▪

Equipment reuse creates a separate lifecycle choice. Advantest describes buyback, resale with license switching and maintenance, parts reuse, and recycling when reuse is unsuitable. ▪▪▪▪▪▪▪▪▪▪ ▪▪▪▪ ▪▪▪▪ ▪▪▪▪▪▪▪ ▪▪▪▪▪▪▪▪ ▪▪▪▪ ▪▪▪▪▪▪▪▪▪ ▪▪▪▪▪▪ ▪▪▪▪▪▪▪▪▪▪▪ ▪▪▪▪▪▪ ▪▪▪▪▪▪▪▪▪▪▪ ▪▪▪▪▪▪▪ ▪▪▪▪▪▪▪▪▪ ▪▪▪▪▪▪▪▪▪ ▪▪▪▪▪ ▪▪▪▪ ▪▪▪▪▪▪▪▪▪▪▪▪▪ ▪▪▪ ▪▪ ▪▪▪ ▪▪▪▪▪▪▪▪▪▪ ▪▪▪▪ ▪▪▪▪▪▪▪ ▪▪▪ ▪ ▪▪▪▪▪▪▪▪▪▪▪ ▪▪▪▪▪▪▪▪▪▪ ▪▪▪▪▪▪▪▪▪▪▪▪▪ ▪▪▪▪▪▪▪▪▪▪ ▪ ▪▪▪▪▪ ▪▪▪▪▪▪▪ ▪▪▪▪▪▪▪ ▪▪▪ ▪▪▪▪▪▪▪▪▪ ▪▪▪▪▪▪▪▪▪▪▪▪▪ ▪▪▪▪▪▪▪▪▪ ▪▪▪▪▪▪▪▪▪ ▪▪▪ ▪▪▪▪▪▪▪▪▪▪▪ ▪▪▪▪▪▪▪▪▪▪▪▪▪▪▪ ▪▪▪▪▪▪▪ ▪▪▪▪▪▪▪▪▪▪ ▪▪▪▪▪ ▪▪▪ ▪▪▪▪▪▪▪▪▪ ▪▪▪▪▪▪▪ ▪▪▪▪▪▪▪ ▪▪▪▪▪ ▪▪▪▪▪▪▪▪▪▪▪▪▪ ▪▪▪▪▪▪▪ ▪▪ ▪ ▪▪▪ ▪▪▪▪▪▪▪▪▪▪▪ ▪▪▪▪▪▪▪▪▪▪▪▪ ▪▪▪▪▪▪▪▪▪▪▪▪ ▪▪▪ ▪▪▪▪▪▪▪▪ ▪▪▪▪▪ ▪▪▪▪▪▪▪▪▪▪▪▪ ▪▪▪▪▪▪▪▪ ▪▪▪▪▪▪▪▪▪▪▪▪▪▪ ▪▪▪▪▪▪▪ ▪▪▪▪▪▪▪ ▪▪▪▪▪▪▪▪ ▪ ▪▪▪▪▪▪▪▪▪ ▪▪▪▪▪▪▪▪▪ ▪▪▪▪▪▪▪▪▪▪▪▪▪▪▪ ▪▪▪▪▪▪▪ ▪▪▪▪▪▪▪

RESEARCH SAMPLE REPORT

[redacted]

Sources & Evidence

1. 2024 Amkor Corporate Responsibility Report
   · Amkor's 2024 report states that supplier adoption of the RBA Code is included in supplier contract terms, with assessments and audits for major suppliers. ([amkormarcomexternal.blob.core.windows.net](https://amkormarcomexternal.blob.core.windows.net/amkordotcom/wp-content/uploads/2025/xx.xx/2024-Amkor-Corporate-Responsibility-Report.pdf))
2. Environmental efforts on our products | ADVANTEST CORPORATION
   · Advantest describes equipment buyback, resale with license switching and maintenance, parts reuse, and recycling where equipment or parts cannot be reused. These activities do not establish a universal environmental advantage over replacement. ([advantest.com](https://www.advantest.com/en/about/sustainability/environment/reduce-environmental-impact/))
3. Redefining Sustainability: Operational Resilience Is the New Frontier | Teradyne
   · Teradyne's July xx.xx 2025 product-strategy discussion emphasizes energy efficiency; it does not establish comparative lifecycle outcomes for a particular purchase. ([teradyne.com](https://www.teradyne.com/2025/xx.xx/xx.xx/redefining-sustainability/))

5.8. Disruption & Risk Scenarios

A customer-allocation reversal could leave an operator committed to equipment without the expected work. Amkor discloses generally nonbinding forecasts, cancellations or delays, and equipment-redeployment exposure. [redacted]

An authorization change or entitlement-renewal denial could interrupt access after physical delivery. [redacted] Where permission cannot be established, defer the commitment or assess a legally available alternative; changing intermediaries does not itself resolve the restriction.

A configuration-specific supply interruption could separate an accepted equipment selection from usable delivery. [redacted]

[redacted] Observable triggers are revised configured-delivery commitments and product-transition notices; general supply diversification is a counterforce, not an order-specific guarantee.

Sources & Evidence

1. Integrated Annual Report 2026: Strategy
   · Advantest says an absent component can prevent final-product completion. It describes multi-sourcing, multi-site manufacturing, supply agreements, and buffers, while recognizing inventory-obsolescence exposure during product transitions.
   ([advantest.com](https://www.advantest.com/document/en/investors/ir-library/annual/E_02_IAR2026.pdf))
2. Teradyne, Inc. Form 10-K for the Year Ended December 31, 2025
   · Teradyne reports that export compliance has limited transactions with certain customers; this does not determine eligibility for an individual tester transaction.
   ([investors.teradyne.com](https://investors.teradyne.com/sec-filings/all-sec-filings/content/xx.xx-xx.xx-xx.xx/xx.xx-xx.xx-xx.xx.pdf))
3. Amkor Technology, Inc. Form 10-K for the Year Ended December 31, 2025
   · Amkor's 2025 filing describes generally nonbinding customer forecasts, reductions, cancellations or delays, and equipment that may not be readily redeployed to other customers.
   ([sec.gov](https://www.sec.gov/Archives/edgar/data/xx.xx/xx.xx/amkr-xx.xx.htm))
4. Commerce Strengthens Export Controls to Restrict China's Capability to Produce Advanced Semiconductors for Military Applications
   · The BIS clarification establishes a historical basis for entitlement-related access exposure. A future restriction or renewal denial is a scenario, not evidence that every memory tester is controlled.
   ([bis.gov](https://www.bis.gov/press-release/commerce-strengthens-export-controls-restrict-chinas-capability-produce-advanced-semiconductors-military))
5. Advantest Corporation - Annual Securities Report and Business Report for the Twelve-Month Period Ended March 31, 2026
   · Advantest reports that its customer semiconductor-system lease agreements outstanding on March xx.xx 2025 and March xx.xx 2026 were noncancelable. This is a supplier-specific counterexample to presumed flexible exit.
   ([advantest.com](https://www.advantest.com/document/en/investors/ir-library/report/IR_SecuritiesandBusinessReport_84th_en.pdf))

5.9. Return on Investment & Cost-Benefit Analysis

[redacted] Retention can justify commitment where it avoids a broader transition without leaving an application gap; replacement becomes more defensible when the retained configuration cannot meet the approved requirement. Continuing platform dependence is the principal trade-off.

[redacted]

RESEARCH SAMPLE REPORT

[redacted] The investment committee should compare the obligations surviving a program change and the accepted alternative uses of the equipment. Deferral is preferable when neither dependable work nor a credible alternative deployment supports the commitment.

Continuing coverage also has a cost-benefit boundary. [redacted] Commitment is justified by an accepted application, usable entitlements, accountable service, and an ownership period aligned with the program-not by assuming that new, reused, or leased equipment has an inherently preferable return.

Sources & Evidence

1. V93000 | SoC Test Systems | ADVANTEST CORPORATION
   · V93000's investment-protection description includes programs, interface hardware, engineering infrastructure, knowledge, and training. Avoided transition work is a conditional economic inference, not a demonstrated return.
   ([advantest.com](https://www.advantest.com/en/products/semiconductor-test-system/soc/v93000/))
2. Customer Service Agreement | Uptime Services | ADVANTEST CORPORATION
   · Differentiated service coverage and optional support establish distinct continuing obligations; their economic value depends on the intended deployment rather than the breadth of the package alone.
   ([advantest.com](https://www.advantest.com/en/customer-services/uptime/csa/))
3. Business | Advantest Pre-Owned Solutions | ADVANTEST CORPORATION
   · Advantest's documented license-switching and maintenance offering supports evaluating usable, supported equipment rather than asset possession alone.
   ([advantest.com](https://www.advantest.com/en/customer-services/apo/business/))
4. Advantest Corporation - Annual Securities Report and Business Report for the Twelve-Month Period Ended March 31, 2026
   · The disclosed noncancelable customer leases establish that a change in ownership arrangement does not necessarily remove a continuing equipment commitment.
   ([advantest.com](https://www.advantest.com/document/en/investors/ir-library/report/IR_SecuritiesandBusinessReport_84th_en.pdf))
5. Chroma 3680 Advanced SoC Test System
   · Chroma's advertised migration features support comparing a written competing migration commitment with incumbent retention, without assuming universal asset reuse.
   ([chromaate.com](https://www.chromaate.com/en/product/advanced_soc_analog_test_system_3680_36))

6. Cumulative Impact of Artificial Intelligence 2026

AI-enabled analytics alongside testers is commercially distinct from equipment purchased to evaluate AI-related chips. On October xx.xx 2025, Advantest reported NVIDIA's selection of ACS RTDI for production AI applications. [redacted]

Advantest describes ACS RTDI as connecting semiconductor data across the supply chain and supporting in-house or ecosystem-partner applications. The commercial consequence is a broader allocation of responsibility: equipment procurement must be coordinated with the organizations controlling production data, analytics rights, security approval, and ongoing support. [redacted]

NIST's voluntary AI risk framework provides a governance reference for accountability, competencies, human review, and third-party risks; it is not a mandatory tester authorization. [redacted] Commitment should depend on the named deployment's accepted integration, governance, and business outcomes, with conventional operation retained where those conditions remain unresolved.

Sources & Evidence

1. Redefining Sustainability: Operational Resilience Is the New Frontier | Teradyne
   · Teradyne describes Archimedes as supporting real-time analytics through an open development environment with ready-made and custom solutions. ([teradyne.com](https://www.teradyne.com/2025/xx.xx/xx.xx/redefining-sustainability/))
2. Advantest Pioneers a New Era of AI-Powered Semiconductor Testing
   · On October xx.xx 2025, Advantest reported NVIDIA's selection of ACS RTDI for production AI applications. The announcement describes intended benefits rather than independently demonstrated customer outcomes. ([advantest.com](https://www.advantest.com/en/news/2025/xx.xx.html))
3. ACS Real-Time Data Infrastructure (ACS RTDI) | ADVANTEST CORPORATION
   · Advantest describes ACS RTDI as integrating semiconductor data across the supply chain and supporting in-house or ecosystem-partner analytics applications, with supplier-described security features. ([advantest.com](https://www.advantest.com/en/products/acs/rtdi/))

4. AI RMF Core - NIST AI Resource Center
   - NIST's voluntary AI risk framework addresses organizational accountability, continuing oversight, competencies, and third-party software, hardware, and data risks. It is not a mandatory tester authorization. ([airc.nist.gov](https://airc.nist.gov/airmf-resources/airmf/xx.xx-sec-core/))

7. SoC & Memory Semiconductor Tester Market, by Tester Type

SoC Testers and Memory Testers create different configuration and replacement choices despite overlapping supplier portfolios. Advantest identifies V93000 as a SoC system, while T5503HS2 addresses DRAM applications, including HBM. [illegible]

SRAM Testers, Nonvolatile Memory Testers, and Multi-Family Memory Testers require comparisons below the product-family label. Teradyne lists SRAM, NOR flash, NAND flash, and DRAM among Magnum xx.xx applications; Advantest's T5835 addresses both DRAM and NAND. [illegible]

[illegible] Separate configurations remain a defensible alternative when joint acceptance or deployment flexibility is unresolved. Catalog coverage alone does not establish order availability or customer acceptance.

Figure 8. Global SoC & Memory Semiconductor Tester Market Size, by Tester Type, 2025 (%)

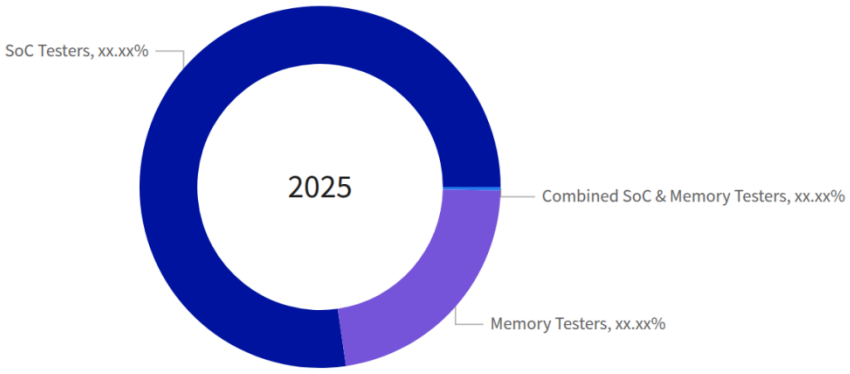

Figure 9. Global SoC & Memory Semiconductor Tester Market, by Tester Type, 2032 (USD Million)

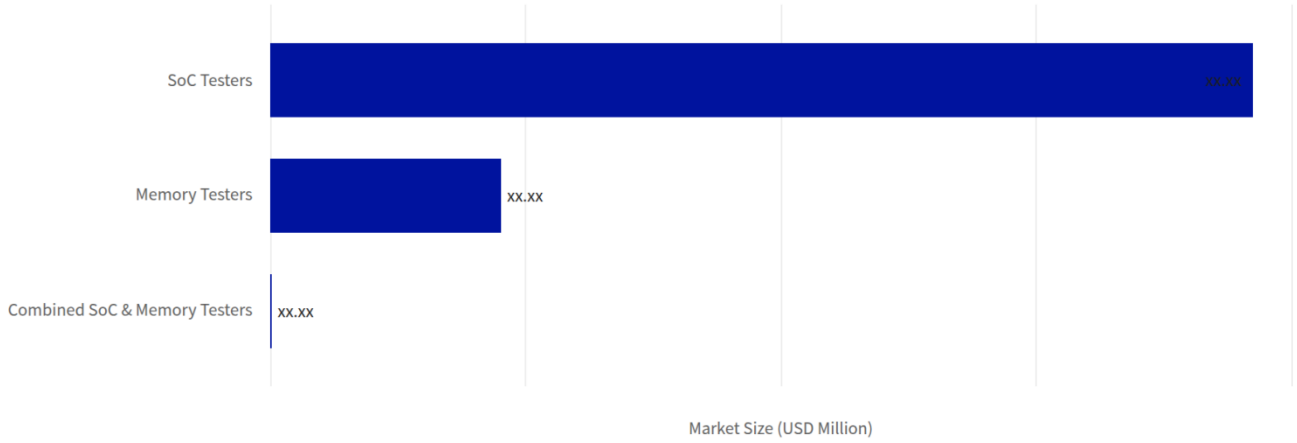

Table 4. Global SoC & Memory Semiconductor Tester Market, by Tester Type growth contribution, 2025-2032

Category	2025 value (USD Million)	2032 value (USD Million)	Added value (USD Million)	2025 share (%)	2032 share (%)	Change (pp)	Growth share (%)	CAGR (%)
Combined SoC & Memory Testers	xx.xx	xx.xx	xx.xx	xx.xx	xx.xx	xx.xx	xx.xx	xx.xx
Memory Testers	xx.xx	xx.xx	xx.xx	xx.xx	xx.xx	xx.xx	xx.xx	xx.xx
SoC Testers	xx.xx	xx.xx	xx.xx	xx.xx	xx.xx	xx.xx	xx.xx	xx.xx
Scope total	**xx.xx**	**xx.xx**	**xx.xx**	**xx.xx**	**xx.xx**	**xx.xx**	**xx.xx**	**xx.xx**

Table 5. Global SoC & Memory Semiconductor Tester Market Size, by Tester Type, 2017-2040 (USD Million)

Tester Type	2017	2024	2025	2026	2027	2032	2040	CAGR (%)
Combined SoC & Memory Testers	xx.xx	xx.xx	xx.xx	xx.xx	xx.xx	xx.xx	xx.xx	xx.xx
Memory Testers	xx.xx	xx.xx	xx.xx	xx.xx	xx.xx	xx.xx	xx.xx	xx.xx
SoC Testers	xx.xx	xx.xx	xx.xx	xx.xx	xx.xx	xx.xx	xx.xx	xx.xx
Total	**xx.xx**	**xx.xx**	**xx.xx**	**xx.xx**	**xx.xx**	**xx.xx**	**xx.xx**	**xx.xx**

Sources & Evidence

1. Magnum 2 | Memory Test Solution from Teradyne

- Magnum xx.xx lists SRAM, DRAM, NOR flash, NAND flash, and low-end SoC applications, supporting overlapping application coverage rather than delivered-configuration equivalence. ([teradyne.com](https://www.teradyne.com/products/magnum-xx.xx/))
- Evidence informing base-year allocation inputs; displayed values and growth are calculated: Low-end SoC and memory applications identify a candidate combined-capability pool; actual joint customer mandates and numerical fractions remain unmeasured.
- Evidence informing forecast-year allocation inputs; displayed values and growth are calculated: Low-end SoC and memory applications identify a candidate combined-capability pool; actual joint customer mandates and numerical fractions remain unmeasured.

2. V93000 | SoC Test Systems | ADVANTEST CORPORATION
   · Advantest identifies V93000 as a SoC test system. ([advantest.com](https://www.advantest.com/en/products/semiconductor-test-system/soc/v93000/))
   · Evidence informing base-year allocation inputs; displayed values and growth are calculated: Advantest classifies V93000 as a SoC Test System, supporting the commercial mapping of its reported SoC equipment pool without establishing a sales percentage.
   · Evidence informing forecast-year allocation inputs; displayed values and growth are calculated: Advantest classifies V93000 as a SoC Test System, supporting the commercial mapping of its reported SoC equipment pool without establishing a sales percentage.
3. T5503HS2 | Memory Test Systems | ADVANTEST CORPORATION
   · T5503HS2 addresses DRAM, including HBM, and Advantest documents upgrading installed T5503 testers to T5503HS2. ([advantest.com](https://www.advantest.com/en/products/semiconductor-test-system/memory/t5503hs2/))
4. T5835 | Memory Test Systems | ADVANTEST CORPORATION
   · Advantest presents T5835 as a multifunctional memory system addressing DRAM and NAND flash, establishing a cross-family offering without identifying individual customer mandates. ([advantest.com](https://www.advantest.com/en/products/semiconductor-test-system/memory/t5835/))
5. Equipment Market Data | SEMI
   · Taxonomy evidence: SEMI's equipment coverage taxonomy separately identifies SoC & Logic Test Equipment and Memory Test Equipment, providing an industry-level starting distinction for Tester Type.
   · Taxonomy evidence: Handlers and probe equipment appear as separate equipment categories. The source does not establish the proposed joint-configuration allocation convention.
6. Advantest - FY2024 Consolidated Financial Results Presentation, April 25, 2025
   · Evidence informing the 2023 market-value input; displayed series and growth include calculations: Quarterly product-revenue disclosures support calendar-2023 totals of JPY xx.xx for SoC testers and JPY xx.xx for memory testers, before modeled scope adjustments. ([advantest.com](https://www.advantest.com/document/en/investors/ir-library/result/JE_BIZ_250425_slide.pdf))
   · Evidence informing the 2024 market-value input; displayed series and growth include calculations: Quarterly product-revenue disclosures support calendar-2024 totals of JPY xx.xx for SoC testers and JPY xx.xx for memory testers; handling, services and system-level testing are disclosed separately. ([advantest.com](https://www.advantest.com/document/en/investors/ir-library/result/JE_BIZ_250425_slide.pdf))
7. Advantest - FY2025 Third Quarter Financial Results Presentation, January 28, 2026
   · Evidence informing the 2025 market-value input; displayed series and growth include calculations: The disclosed January-March 2025 quarter and April-December 2025 quarters produce calendar-2025 SoC tester revenue of JPY xx.xx and memory tester revenue of JPY xx.xx. These are supplier revenues, not a published global market total. ([advantest.com](https://www.advantest.com/document/en/investors/ir-library/result/JE_BIZ_260128_slide.pdf))
   · Evidence informing base-year allocation inputs; displayed values and growth are calculated: Quarterly product disclosures reconstruct calendar-2025 SoC revenue of JPY xx.xx, before the inherited eligible-SoC scope deduction.
   · Evidence informing base-year allocation inputs; displayed values and growth are calculated: Quarterly memory revenue totals JPY xx.xx for calendar 2025, anchoring the memory equipment pool rather than a published global share.

8. Advantest - FY2026 First Quarter Financial Results Presentation, July 29, 2026
   - Evidence informing the 2026 market-value input; displayed series and growth include calculations: The presentation reports January-March 2026 SoC/memory revenues of JPY xx.xx/xx.xx and April-June revenues of JPY xx.xx/xx.xx. July guidance forecasts fiscal-2026 SoC/memory revenues of JPY xx.xx/xx.xx and supplies the fiscal-to-calendar bridge. Guidance is not realized revenue. ([advantest.com](https://www.advantest.com/document/en/investors/ir-library/result/JE_BIZ_260729_slide.pdf))
   - Evidence informing the 2040 market-value input; displayed series and growth include calculations: Current equipment revenue and company-specific capacity plans constrain the forecast starting point, not the assumed long-run growth rate or the 2040 result. ([advantest.com](https://www.advantest.com/document/en/investors/ir-library/result/JE_BIZ_260729_slide.pdf))
   - Evidence informing forecast-year allocation inputs; displayed values and growth are calculated: Actual quarterly SoC revenue and FY2026 product guidance constrain the inherited 2026 supplier bridge used to forecast relative category weights.
   - Evidence informing forecast-year allocation inputs; displayed values and growth are calculated: January-March and April-June memory revenue of JPY xx.xx/xx.xx and FY2026 guidance of JPY xx.xx constrain the calendar bridge.
9. Teradyne, Inc. - Form 10-K for the Year Ended December 31, 2025
   - Evidence informing the 2023 market-value input; displayed series and growth include calculations: The revenue-disaggregation table reports 2023 point-in-time SoC revenue of USD xx.xx and memory revenue of USD xx.xx. Replacement parts require a further modeled deduction. ([investors.teradyne.com](https://investors.teradyne.com/sec-filings/all-sec-filings/content/xx.xx-xx.xx-xx.xx/xx.xx-xx.xx-xx.xx.pdf))
   - Evidence informing the 2024 market-value input; displayed series and growth include calculations: The filing reports 2024 point-in-time SoC revenue of USD xx.xx and memory revenue of USD xx.xx separately from over-time revenue and IST. ([investors.teradyne.com](https://investors.teradyne.com/sec-filings/all-sec-filings/content/xx.xx-xx.xx-xx.xx/xx.xx-xx.xx-xx.xx.pdf))
   - Evidence informing the 2025 market-value input; displayed series and growth include calculations: The filing reports 2025 point-in-time SoC revenue of USD xx.xx and memory revenue of USD xx.xx. Point-in-time recognition includes products and replacement parts and is therefore an equipment proxy rather than an exact complete-system subtotal. ([investors.teradyne.com](https://investors.teradyne.com/sec-filings/all-sec-filings/content/xx.xx-xx.xx-xx.xx/xx.xx-xx.xx-xx.xx.pdf))
   - Evidence informing base-year allocation inputs; displayed values and growth are calculated: 2025 point-in-time SoC revenue is USD xx.xx; equipment and eligible-device deductions remain modeled.
   - Evidence informing base-year allocation inputs; displayed values and growth are calculated: 2025 point-in-time memory revenue is USD xx.xx; replacement parts require the inherited equipment adjustment.
   - Evidence informing base-year allocation inputs; displayed values and growth are calculated: Separately reported specifying and purchasing customers support treating commercial roles distinctly, without adding overlapping customer percentages.
   - Evidence informing forecast-year allocation inputs; displayed values and growth are calculated: Separately reported specifying and purchasing customers support treating commercial roles distinctly, without adding overlapping customer percentages.

10. Teradyne, Inc. - Form 10-Q for the Quarterly Period Ended June 28, 2026
    - Evidence informing the 2026 market-value input; displayed series and growth include calculations: First-half 2026 point-in-time revenue was USD xx.xx for SoC and USD xx.xx for memory. Comparable first-half 2025 amounts were USD xx.xx and USD xx.xx independently establishing strong realized growth before the modeled second half. ([investors.teradyne.com](https://investors.teradyne.com/sec-filings/all-sec-filings/content/xx.xx-xx.xx-xx.xx/xx.xx-xx.xx-xx.xx.pdf))
    - Evidence informing forecast-year allocation inputs; displayed values and growth are calculated: First-half 2026 point-in-time SoC revenue of USD xx.xx anchors the scoped and annualized SoC forecast input.
    - Evidence informing forecast-year allocation inputs; displayed values and growth are calculated: First-half 2026 point-in-time memory revenue of USD xx.xx anchors the memory forecast pool; second-half realization remains assumed.
    - Evidence informing forecast-year allocation inputs; displayed values and growth are calculated: The scoped memory forecast pool supplies one bounded source of combined-configuration value; the co-primary fraction remains assumed.
11. Cohu, Inc. - Form 10-K for the Fiscal Year Ended December 27, 2025
    - Evidence informing the 2023 market-value input; displayed series and growth include calculations: Cohu reports 2023 systems-semiconductor test and inspection revenue of USD xx.xx. Only an assumed complete-tester and eligible-device portion enters this market. ([sec.gov](https://www.sec.gov/Archives/edgar/data/xx.xx/xx.xx/cohu20251227_10k.htm))
    - Evidence informing the 2024 market-value input; displayed series and growth include calculations: Cohu reports 2024 systems-semiconductor test and inspection revenue of USD xx.xx separately from non-systems revenue. ([sec.gov](https://www.sec.gov/Archives/edgar/data/xx.xx/xx.xx/cohu20251227_10k.htm))
    - Evidence informing the 2025 market-value input; displayed series and growth include calculations: Cohu reports 2025 systems-semiconductor test and inspection revenue of USD xx.xx. Automation, inspection, interfaces and recurring services prevent attribution of the whole company to SoC testers. ([sec.gov](https://www.sec.gov/Archives/edgar/data/xx.xx/xx.xx/cohu20251227_10k.htm))
12. Hangzhou Changchuan Technology Co., Ltd. - 2025 Annual Report
    - Evidence informing the 2024 market-value input; displayed series and growth include calculations: The product table reports 2024 tester revenue of CNY xx.xx, distinct from handlers and other products. Its SoC-eligible portion remains modeled. ([static.cninfo.com.cn](https://static.cninfo.com.cn/finalpage/2026-xx.xx-xx.xx/xx.xx.PDF))
    - Evidence informing the 2025 market-value input; displayed series and growth include calculations: The product table reports 2025 tester revenue of CNY xx.xx. The filing's broader analog and digital portfolio requires a scope adjustment rather than inclusion of all tester revenue. ([static.cninfo.com.cn](https://static.cninfo.com.cn/finalpage/2026-xx.xx-xx.xx/xx.xx.PDF))
13. YC Corporation - Business Report for the Year Ended December 31, 2025
    - Evidence informing the 2023 market-value input; displayed series and growth include calculations: The sales table reports KRW xx.xx for the 2023 memory-wafer-tester, semiconductor-equipment, parts, modification and related category. Complete-equipment attribution requires a deduction. ([kind.krx.co.kr](https://kind.krx.co.kr/external/2026/xx.xx/xx.xx/xx.xx/xx.xx/xx.xx.htm))
    - Evidence informing the 2024 market-value input; displayed series and growth include calculations: The comparable 2024 category revenue is KRW xx.xx, not an independently isolated complete-tester total. ([kind.krx.co.kr](https://kind.krx.co.kr/external/2026/xx.xx/xx.xx/xx.xx/xx.xx/xx.xx.htm))
    - Evidence informing the 2025 market-value input; displayed series and growth include calculations: The comparable 2025 category revenue is KRW xx.xx. Parts, modifications and other equipment remain a material scope uncertainty. ([kind.krx.co.kr](https://kind.krx.co.kr/external/2026/xx.xx/xx.xx/xx.xx/xx.xx/xx.xx.htm))
    - Evidence informing base-year allocation inputs; displayed values and growth are calculated: YC reports KRW xx.xx in a broad memory-wafer-tester, parts, modification and related revenue category, constraining the inherited equipment budget.

14. Chroma ESG - About Chroma: 2025 Group Financial and Operating Profile

· Evidence informing the 2025 market-value input; displayed series and growth include calculations: Chroma's own disclosure states 2025 group consolidated revenue of USD xx.xx. This broad corporate amount constrains, but does not directly measure, its eligible complete-SoC-tester revenue. ([csr.chromaate.com](https://csr.chromaate.com/en/esg-en/green-chroma-en/brand-en))

15. Chroma ESG - Green Revenue and Financial Performance, 2025

· Evidence informing the 2024 market-value input; displayed series and growth include calculations: Chroma reports 2025 consolidated revenue growth of xx.xx%. The model uses this company growth rate to backcast its small 2024 scoped revenue budget at a constant conversion basis, not as an observed 2024 tester subtotal. ([csr.chromaate.com](https://csr.chromaate.com/en/esg-en/green-chroma-en/green-revenue-en))

· Evidence informing the 2025 market-value input; displayed series and growth include calculations: The disclosure distinguishes broad measurement products and SLT demand, reinforcing the need to exclude unrelated corporate revenue from the SoC/memory tester estimate. ([csr.chromaate.com](https://csr.chromaate.com/en/esg-en/green-chroma-en/green-revenue-en))

16. Federal Reserve Board - Foreign Exchange Rates, G.5A, January 5, 2026

· Evidence informing the 2023 market-value input; displayed series and growth include calculations: The official annual-average exchange-rate release supplies the currency-conversion benchmark; the model uses JPY xx.xx per USD for its large calendar-2023 Japanese revenue anchor and an explicitly rounded KRW conversion for the smaller Korean budget. ([fred.stlouisfed.org](https://fred.stlouisfed.org/series/AEXJPUS/))

· Evidence informing the 2024 market-value input; displayed series and growth include calculations: The model uses JPY xx.xx per USD for calendar 2024; small CNY and KRW budgets use disclosed approximate conversion assumptions close to the official annual averages. ([fred.stlouisfed.org](https://fred.stlouisfed.org/series/AEXJPUS/))

· Evidence informing the 2025 market-value input; displayed series and growth include calculations: The model uses JPY xx.xx per USD for calendar 2025. CNY xx.xx and KRW xx.xx per USD are rounded modeling conventions, not the release's exact observations. ([fred.stlouisfed.org](https://fred.stlouisfed.org/series/AEXJPUS/))

17. SEMI - 2018 Global Semiconductor Equipment Sales Jump to Record USD 64.5 Billion

· Evidence informing the 2017 market-value input; displayed series and growth include calculations: The association's member-billings release reports xx.xx% growth in total test equipment sales in 2018. Its inverse supplies the 2017 historical proxy; it is not a direct observation of the narrower captured market. ([www1.semi.org](https://www1.semi.org/en/2018-global-semiconductor-equipment-sales-jump-record-xx.xx-billion))

· Evidence informing the 2018 market-value input; displayed series and growth include calculations: The release reports approximately USD xx.xx of total semiconductor-equipment sales in 2018, used only with the 2019 equipment total as a disclosed broad-cycle proxy. ([www1.semi.org](https://www1.semi.org/en/2018-global-semiconductor-equipment-sales-jump-record-xx.xx-billion))

18. SEMI - 2020 Global Semiconductor Equipment Sales Surge 19% to Industry Record USD 71.2 Billion

· Evidence informing the 2018 market-value input; displayed series and growth include calculations: The release reports 2019 total equipment billings of USD xx.xx. Relative to the published approximate 2018 total, this supplies a broad-equipment downturn proxy, not an observed SoC/memory tester growth rate. ([semi.org](https://www.semi.org/en/news-media-press/semi-press-releases/annual-global-semiconductor-equipment-sales))

· Evidence informing the 2019 market-value input; displayed series and growth include calculations: Reported 2020 total-test-equipment growth of xx.xx% supplies the inverse bridge into 2019. ([semi.org](https://www.semi.org/en/news-media-press/semi-press-releases/annual-global-semiconductor-equipment-sales))

· Evidence informing the 2020 market-value input; displayed series and growth include calculations: The association's member-submitted billings dataset reports xx.xx% total-test-equipment growth in 2020, used as a historical demand-cycle proxy. ([semi.org](https://www.semi.org/en/news-media-press/semi-press-releases/annual-global-semiconductor-equipment-sales))

19. SEMI - 2021 Global Semiconductor Equipment Sales Surge 44% to Industry Record USD 102.6 Billion
· Evidence informing the 2020 market-value input; displayed series and growth include calculations: Reported total-test-equipment sales growth of xx.xx% in 2021 supports the inverse bridge from the 2021 estimate to 2020. ([semi.org](https://www.semi.org/en/news-media-press-releases/semi-press-releases/2021-global-semiconductor-equipment-sales-surge-xx.xx%xx.xx-to-industry-record-%xx.xx-billion-semi-reports))
· Evidence informing the 2021 market-value input; displayed series and growth include calculations: The xx.xx% test-equipment increase is a member-billings observation for a broader equipment class, not the final market value returned here.
([semi.org](https://www.semi.org/en/news-media-press-releases/semi-press-releases/2021-global-semiconductor-equipment-sales-surge-xx.xx%xx.xx-to-industry-record-%xx.xx-billion-semi-reports))
20. SEMI - Global Semiconductor Equipment Billings Reach Industry Record USD 107.6 Billion in 2022
· Evidence informing the 2021 market-value input; displayed series and growth include calculations: The release reports a xx.xx% contraction in total-test-equipment billings in 2022, supporting the inverse historical bridge into 2021.
([semi.org](https://www.semi.org/en/news-media-press-releases/semi-press-releases/global-semiconductor-equipment-billings-reach-industry-record-%xx.xx-billion-in-2022-semi-reports))
21. SEMI - Global Semiconductor Equipment Billings Slip to USD 106.3 Billion in 2023
· Evidence informing the 2023 market-value input; displayed series and growth include calculations: The xx.xx% broader test-equipment decline supplies a historical-cycle constraint and one small-supplier backcast assumption, not the target-market level.
([semi.org](https://www.semi.org/en/news-media-press-releases/semi-press-releases/global-semiconductor-equipment-billings-slip-to-%xx.xx-billion-in-2023-semi-reports))
22. SEMI - Global Semiconductor Equipment Billings Surged to USD 117 Billion in 2024
· Evidence informing the 2024 market-value input; displayed series and growth include calculations: Realized total-test-equipment billings increased xx.xx% in 2024. This independently checks the direction and approximate magnitude of the modeled target-market recovery without substituting the broader category for this market.
([semi.org](https://www.semi.org/en/semi-press-release/global-semiconductor-equipment-billings-surged-to-xx.xx-billion-dollars-in-2024-semi-reports))
23. SEMI - Global Semiconductor Equipment Billings Reached USD 135 Billion in 2025
· Evidence informing the 2025 market-value input; displayed series and growth include calculations: The association reports realized total-test-equipment billings growth of xx.xx% in 2025. The modeled target-market increase of approximately xx.xx% is directionally consistent; differing product boundaries prevent an exact reconciliation.
([semi.org](https://www.semi.org/en/SEMI-Reports-Global-Semiconductor-Equipment-Billings-Reached-xx.xx-Billion-in-2025))
24. Advantest - Annual Securities Report and Business Report for the Year Ended March 31, 2026
· Evidence informing the 2025 market-value input; displayed series and growth include calculations: Note xx.xx identifies customer operating leases of semiconductor test systems and JPY xx.xx of future payments receivable at March xx.xx 2025. This establishes a small supplier-specific leasing activity, not annual global leasing revenue.
([advantest.com](https://www.advantest.com/document/en/investors/ir-library/report/IR_SecuritiesandBusinesReport_84th_en.pdf))
· Evidence informing the 2026 market-value input; displayed series and growth include calculations: Future customer lease payments receivable were JPY xx.xx at March xx.xx 2026; disclosed terms were one to three years and noncancelable. These figures qualify any assumption that OEM leasing is necessarily large or offers flexible exit.
([advantest.com](https://www.advantest.com/document/en/investors/ir-library/report/IR_SecuritiesandBusinesReport_84th_en.pdf))

25. Amkor Technology, Inc. - Form 10-K for the Year Ended December 31, 2025

· Evidence informing the 2025 market-value input; displayed series and growth include calculations: Amkor reports 2025 capital expenditures of USD xx.xx versus USD xx.xx in 2024, covering packaging, testing and facilities. The amount is a buyer-spending constraint, not tester-only spending. ([sec.gov](https://www.sec.gov/Archives/edgar/data/xx.xx/xx.xx/amkr-xx.xx.htm))

· Evidence informing the 2026 market-value input; displayed series and growth include calculations: The filing's USD xx.xx-xx.xx 2026 capital-expenditure expectation is primarily increased by Arizona construction. It cannot be treated as an equivalent tester award or annual tester-market increment. ([sec.gov](https://www.sec.gov/Archives/edgar/data/xx.xx/xx.xx/amkr-xx.xx.htm))

· Evidence informing the 2028 market-value input; displayed series and growth include calculations: Standardized tester investment, customer-consigned equipment and equipment-redeployment risks qualify the conversion from announced capacity projects to incremental tester purchases. No project investment is added directly to the 2028 forecast. ([sec.gov](https://www.sec.gov/Archives/edgar/data/xx.xx/xx.xx/amkr-xx.xx.htm))

· Evidence informing the 2029 market-value input; displayed series and growth include calculations: The buyer's broad spending and commitment disclosures support retaining procurement-conversion and reuse uncertainty rather than equating project completion with tester sales. ([sec.gov](https://www.sec.gov/Archives/edgar/data/xx.xx/xx.xx/amkr-xx.xx.htm))

7.1. SoC Testers

Table 6. Global SoC & Memory Semiconductor Tester Market Size, by SoC Testers, by Region, 2017-2040 (USD Million)

Region	2017	2024	2025	2026	2027	2032	2040	CAGR (%)
Africa	xx.xx	xx.xx	xx.xx	xx.xx	xx.xx	xx.xx	xx.xx	xx.xx
Asia-Pacific	xx.xx	xx.xx	xx.xx	xx.xx	xx.xx	xx.xx	xx.xx	xx.xx
Europe	xx.xx	xx.xx	xx.xx	xx.xx	xx.xx	xx.xx	xx.xx	xx.xx
Latin America	xx.xx	xx.xx	xx.xx	xx.xx	xx.xx	xx.xx	xx.xx	xx.xx
Middle East	xx.xx	xx.xx	xx.xx	xx.xx	xx.xx	xx.xx	xx.xx	xx.xx
North America	xx.xx	xx.xx	xx.xx	xx.xx	xx.xx	xx.xx	xx.xx	xx.xx
Total	**xx.xx**	**xx.xx**	**xx.xx**	**xx.xx**	**xx.xx**	**xx.xx**	**xx.xx**	**xx.xx**

Table 7. Global SoC & Memory Semiconductor Tester Market Size, by SoC Testers, by Group, 2017-2040 (USD Million)

Group	2017	2024	2025	2026	2027	2032	2040	CAGR (%)
ASEAN	xx.xx	xx.xx	xx.xx	xx.xx	xx.xx	xx.xx	xx.xx	xx.xx
BRICS	xx.xx	xx.xx	xx.xx	xx.xx	xx.xx	xx.xx	xx.xx	xx.xx
European Union	xx.xx	xx.xx	xx.xx	xx.xx	xx.xx	xx.xx	xx.xx	xx.xx
G7	xx.xx	xx.xx	xx.xx	xx.xx	xx.xx	xx.xx	xx.xx	xx.xx
GCC	xx.xx	xx.xx	xx.xx	xx.xx	xx.xx	xx.xx	xx.xx	xx.xx
NATO	xx.xx	xx.xx	xx.xx	xx.xx	xx.xx	xx.xx	xx.xx	xx.xx

Table 8. Global SoC & Memory Semiconductor Tester Market Size, by SoC Testers, by Country, 2017-2040 (USD Million)

Country	2017	2024	2025	2026	2027	2032	2040	CAGR (%)
Australia	xx.xx	xx.xx	xx.xx	xx.xx	xx.xx	xx.xx	xx.xx	xx.xx
Brazil	xx.xx	xx.xx	xx.xx	xx.xx	xx.xx	xx.xx	xx.xx	xx.xx
Canada	xx.xx	xx.xx	xx.xx	xx.xx	xx.xx	xx.xx	xx.xx	xx.xx
China	xx.xx	xx.xx	xx.xx	xx.xx	xx.xx	xx.xx	xx.xx	xx.xx
France	xx.xx	xx.xx	xx.xx	xx.xx	xx.xx	xx.xx	xx.xx	xx.xx
Germany	xx.xx	xx.xx	xx.xx	xx.xx	xx.xx	xx.xx	xx.xx	xx.xx
India	xx.xx	xx.xx	xx.xx	xx.xx	xx.xx	xx.xx	xx.xx	xx.xx
Italy	xx.xx	xx.xx	xx.xx	xx.xx	xx.xx	xx.xx	xx.xx	xx.xx
Japan	xx.xx	xx.xx	xx.xx	xx.xx	xx.xx	xx.xx	xx.xx	xx.xx
Mexico	xx.xx	xx.xx	xx.xx	xx.xx	xx.xx	xx.xx	xx.xx	xx.xx
Russia	xx.xx	xx.xx	xx.xx	xx.xx	xx.xx	xx.xx	xx.xx	xx.xx
South Korea	xx.xx	xx.xx	xx.xx	xx.xx	xx.xx	xx.xx	xx.xx	xx.xx
Spain	xx.xx	xx.xx	xx.xx	xx.xx	xx.xx	xx.xx	xx.xx	xx.xx
United Kingdom	xx.xx	xx.xx	xx.xx	xx.xx	xx.xx	xx.xx	xx.xx	xx.xx
United States	xx.xx	xx.xx	xx.xx	xx.xx	xx.xx	xx.xx	xx.xx	xx.xx
Others	xx.xx	xx.xx	xx.xx	xx.xx	xx.xx	xx.xx	xx.xx	xx.xx
Total	**xx.xx**	**xx.xx**	**xx.xx**	**xx.xx**	**xx.xx**	**xx.xx**	**xx.xx**	**xx.xx**

Sources & Evidence

1. Equipment Market Data | SEMI
   - Taxonomy evidence: The recognized SoC & Logic Test Equipment class supports a SoC-related offering family, but its broader logic coverage does not resolve the captured market's narrower SoC boundary.
2. Magnum 2 | Memory Test Solution from Teradyne
   - Taxonomy evidence: The Magnum xx.xx catalog identifies microcontroller and low-end SoC applications, confirming explicit SoC capability within a publicly offered complete tester family.
3. Advantest - FY2024 Consolidated Financial Results Presentation, April 25, 2025
   - Evidence informing the 2023 market-value input; displayed series and growth include calculations: Quarterly product-revenue disclosures support calendar-2023 totals of JPY xx.xx for SoC testers and JPY xx.xx for memory testers, before modeled scope adjustments. ([advantest.com](https://www.advantest.com/document/en/investors/ir-library/result/JE_BIZ_250425_slide.pdf))
   - Evidence informing the 2024 market-value input; displayed series and growth include calculations: Quarterly product-revenue disclosures support calendar-2024 totals of JPY xx.xx for SoC testers and JPY xx.xx for memory testers; handling, services and system-level testing are disclosed separately. ([advantest.com](https://www.advantest.com/document/en/investors/ir-library/result/JE_BIZ_250425_slide.pdf))

4. Advantest - FY2025 Third Quarter Financial Results Presentation, January 28, 2026
   - Evidence informing the 2025 market-value input; displayed series and growth include calculations: The disclosed January-March 2025 quarter and April-December 2025 quarters produce calendar-2025 SoC tester revenue of JPY xx.xx and memory tester revenue of JPY xx.xx. These are supplier revenues, not a published global market total. ([advantest.com](https://www.advantest.com/document/en/investors/ir-library/result/JE_BIZ_260128_slide.pdf))
   - Evidence informing base-year allocation inputs; displayed values and growth are calculated: Quarterly ship-to records calibrate the Americas destination proxy; equipment scope and regional subdivision remain modeled.
   - Evidence informing base-year allocation inputs; displayed values and growth are calculated: Quarterly Europe destination revenue constrains the European equipment-demand weight.
   - Evidence informing base-year allocation inputs; displayed values and growth are calculated: Country ship-to revenue provides the main calibration for Asia-Pacific concentration.
   - Evidence informing base-year allocation inputs; displayed values and growth are calculated: China deliveries constrain the base country equipment-demand proxy.
   - Evidence informing base-year allocation inputs; displayed values and growth are calculated: Korea deliveries constrain the base country equipment-demand proxy.
   - Evidence informing base-year allocation inputs; displayed values and growth are calculated: Japan deliveries constrain the base country equipment-demand proxy.
   - Evidence informing base-year allocation inputs; displayed values and growth are calculated: Quarterly product disclosures reconstruct calendar-2025 SoC revenue of JPY xx.xx, before the inherited eligible-SoC scope deduction.
5. Advantest - FY2026 First Quarter Financial Results Presentation, July 29, 2026
   - Evidence informing the 2026 market-value input; displayed series and growth include calculations: The presentation reports January-March 2026 SoC/memory revenues of JPY xx.xx/xx.xx and April-June revenues of JPY xx.xx/xx.xx. July guidance forecasts fiscal-2026 SoC/memory revenues of JPY xx.xx/xx.xx and supplies the fiscal-to-calendar bridge. Guidance is not realized revenue. ([advantest.com](https://www.advantest.com/document/en/investors/ir-library/result/JE_BIZ_260729_slide.pdf))
   - Evidence informing the 2040 market-value input; displayed series and growth include calculations: Current equipment revenue and company-specific capacity plans constrain the forecast starting point, not the assumed long-run growth rate or the 2040 result. ([advantest.com](https://www.advantest.com/document/en/investors/ir-library/result/JE_BIZ_260729_slide.pdf))
   - Evidence informing forecast-year allocation inputs; displayed values and growth are calculated: Actual quarterly SoC revenue and FY2026 product guidance constrain the inherited 2026 supplier bridge used to forecast relative category weights.

6. Teradyne, Inc. - Form 10-K for the Year Ended December 31, 2025
   - Evidence informing the 2023 market-value input; displayed series and growth include calculations: The revenue-disaggregation table reports 2023 point-in-time SoC revenue of USD xx.xx and memory revenue of USD xx.xx. Replacement parts require a further modeled deduction. ([investors.teradyne.com](https://investors.teradyne.com/sec-filings/all-sec-filings/content/xx.xx-xx.xx-xx.xx/xx.xx-xx.xx-xx.xx.pdf))
   - Evidence informing the 2024 market-value input; displayed series and growth include calculations: The filing reports 2024 point-in-time SoC revenue of USD xx.xx and memory revenue of USD xx.xx separately from over-time revenue and IST. ([investors.teradyne.com](https://investors.teradyne.com/sec-filings/all-sec-filings/content/xx.xx-xx.xx-xx.xx/xx.xx-xx.xx-xx.xx.pdf))
   - Evidence informing the 2025 market-value input; displayed series and growth include calculations: The filing reports 2025 point-in-time SoC revenue of USD xx.xx and memory revenue of USD xx.xx. Point-in-time recognition includes products and replacement parts and is therefore an equipment proxy rather than an exact complete-system subtotal. ([investors.teradyne.com](https://investors.teradyne.com/sec-filings/all-sec-filings/content/xx.xx-xx.xx-xx.xx/xx.xx-xx.xx-xx.xx.pdf))
   - Evidence informing base-year allocation inputs; displayed values and growth are calculated: Customer-site geography and broader revenue disclosures support the scoped national destination bridge.
   - Evidence informing base-year allocation inputs; displayed values and growth are calculated: Customer-site attribution distinguishes receiving locations from specifying customer headquarters.
   - Evidence informing base-year allocation inputs; displayed values and growth are calculated: Europe revenue requires a substantial modeled exclusion of adjacent businesses and services.
   - Evidence informing base-year allocation inputs; displayed values and growth are calculated: Disclosed Asian customer-site revenues constrain the joint regional proxy.
   - Evidence informing base-year allocation inputs; displayed values and growth are calculated: 2025 point-in-time SoC revenue is USD xx.xx; equipment and eligible-device deductions remain modeled.
7. Teradyne, Inc. - Form 10-Q for the Quarterly Period Ended June 28, 2026
   - Evidence informing the 2026 market-value input; displayed series and growth include calculations: First-half 2026 point-in-time revenue was USD xx.xx for SoC and USD xx.xx for memory. Comparable first-half 2025 amounts were USD xx.xx and USD xx.xx independently establishing strong realized growth before the modeled second half. ([investors.teradyne.com](https://investors.teradyne.com/sec-filings/all-sec-filings/content/xx.xx-xx.xx-xx.xx/xx.xx-xx.xx-xx.xx.pdf))
   - Evidence informing forecast-year allocation inputs; displayed values and growth are calculated: First-half 2026 point-in-time SoC revenue of USD xx.xx anchors the scoped and annualized SoC forecast input.
8. Cohu, Inc. - Form 10-K for the Fiscal Year Ended December 27, 2025
   - Evidence informing the 2023 market-value input; displayed series and growth include calculations: Cohu reports 2023 systems-semiconductor test and inspection revenue of USD xx.xx. Only an assumed complete-tester and eligible-device portion enters this market. ([sec.gov](https://www.sec.gov/Archives/edgar/data/xx.xx/xx.xx/cohu20251227_10k.htm))
   - Evidence informing the 2024 market-value input; displayed series and growth include calculations: Cohu reports 2024 systems-semiconductor test and inspection revenue of USD xx.xx separately from non-systems revenue. ([sec.gov](https://www.sec.gov/Archives/edgar/data/xx.xx/xx.xx/cohu20251227_10k.htm))
   - Evidence informing the 2025 market-value input; displayed series and growth include calculations: Cohu reports 2025 systems-semiconductor test and inspection revenue of USD xx.xx. Automation, inspection, interfaces and recurring services prevent attribution of the whole company to SoC testers. ([sec.gov](https://www.sec.gov/Archives/edgar/data/xx.xx/xx.xx/cohu20251227_10k.htm))
   - Evidence informing base-year allocation inputs; displayed values and growth are calculated: Asian destination disclosures provide an independent supplier cross-check on regional concentration.

9. Hangzhou Changchuan Technology Co., Ltd. - 2025 Annual Report

· Evidence informing the 2024 market-value input; displayed series and growth include calculations: The product table reports 2024 tester revenue of CNY xx.xx, distinct from handlers and other products. Its SoC-eligible portion remains modeled. ([static.cninfo.com.cn](https://static.cninfo.com.cn/finalpage/2026-xx.xx-xx.xx/xx.xx.PDF))

· Evidence informing the 2025 market-value input; displayed series and growth include calculations: The product table reports 2025 tester revenue of CNY xx.xx. The filing's broader analog and digital portfolio requires a scope adjustment rather than inclusion of all tester revenue. ([static.cninfo.com.cn](https://static.cninfo.com.cn/finalpage/2026-xx.xx-xx.xx/xx.xx.PDF))

10. YC Corporation - Business Report for the Year Ended December 31, 2025

· Evidence informing the 2023 market-value input; displayed series and growth include calculations: The sales table reports KRW xx.xx for the 2023 memory-wafer-tester, semiconductor-equipment, parts, modification and related category. Complete-equipment attribution requires a deduction. ([kind.krx.co.kr](https://kind.krx.co.kr/external/2026/xx.xx/xx.xx/xx.xx/xx.xx/xx.xx.htm))

· Evidence informing the 2024 market-value input; displayed series and growth include calculations: The comparable 2024 category revenue is KRW xx.xx, not an independently isolated complete-tester total. ([kind.krx.co.kr](https://kind.krx.co.kr/external/2026/xx.xx/xx.xx/xx.xx/xx.xx/xx.xx.htm))

· Evidence informing the 2025 market-value input; displayed series and growth include calculations: The comparable 2025 category revenue is KRW xx.xx. Parts, modifications and other equipment remain a material scope uncertainty. ([kind.krx.co.kr](https://kind.krx.co.kr/external/2026/xx.xx/xx.xx/xx.xx/xx.xx/xx.xx.htm))

11. Chroma ESG - About Chroma: 2025 Group Financial and Operating Profile

· Evidence informing the 2025 market-value input; displayed series and growth include calculations: Chroma's own disclosure states 2025 group consolidated revenue of USD xx.xx. This broad corporate amount constrains, but does not directly measure, its eligible complete-SoC-tester revenue. ([csr.chromaate.com](https://csr.chromaate.com/en/esg-en/green-chroma-en/brand-en))

12. Chroma ESG - Green Revenue and Financial Performance, 2025

· Evidence informing the 2024 market-value input; displayed series and growth include calculations: Chroma reports 2025 consolidated revenue growth of xx.xx%. The model uses this company growth rate to backcast its small 2024 scoped revenue budget at a constant conversion basis, not as an observed 2024 tester subtotal. ([csr.chromaate.com](https://csr.chromaate.com/en/esg-en/green-chroma-en/green-revenue-en))

· Evidence informing the 2025 market-value input; displayed series and growth include calculations: The disclosure distinguishes broad measurement products and SLT demand, reinforcing the need to exclude unrelated corporate revenue from the SoC/memory tester estimate. ([csr.chromaate.com](https://csr.chromaate.com/en/esg-en/green-chroma-en/green-revenue-en))

13. Federal Reserve Board - Foreign Exchange Rates, G.5A, January 5, 2026

· Evidence informing the 2023 market-value input; displayed series and growth include calculations: The official annual-average exchange-rate release supplies the currency-conversion benchmark; the model uses JPY xx.xx per USD for its large calendar-2023 Japanese revenue anchor and an explicitly rounded KRW conversion for the smaller Korean budget. ([fred.stlouisfed.org](https://fred.stlouisfed.org/series/AEXJPUS/))

· Evidence informing the 2024 market-value input; displayed series and growth include calculations: The model uses JPY xx.xx per USD for calendar 2024; small CNY and KRW budgets use disclosed approximate conversion assumptions close to the official annual averages. ([fred.stlouisfed.org](https://fred.stlouisfed.org/series/AEXJPUS/))

· Evidence informing the 2025 market-value input; displayed series and growth include calculations: The model uses JPY xx.xx per USD for calendar 2025. CNY xx.xx and KRW xx.xx per USD are rounded modeling conventions, not the release's exact observations. ([fred.stlouisfed.org](https://fred.stlouisfed.org/series/AEXJPUS/))

14. SEMI - 2018 Global Semiconductor Equipment Sales Jump to Record USD 64.5 Billion

    · Evidence informing the 2017 market-value input; displayed series and growth include calculations: The association's member-billings release reports xx.xx% growth in total test equipment sales in 2018. Its inverse supplies the 2017 historical proxy; it is not a direct observation of the narrower captured market. ([www1.semi.org](https://www1.semi.org/en/2018-global-semiconductor-equipment-sales-jump-record-xx.xx-billion))

    · Evidence informing the 2018 market-value input; displayed series and growth include calculations: The release reports approximately USD xx.xx of total semiconductor-equipment sales in 2018, used only with the 2019 equipment total as a disclosed broad-cycle proxy. ([www1.semi.org](https://www1.semi.org/en/2018-global-semiconductor-equipment-sales-jump-record-xx.xx-billion))

15. SEMI - 2020 Global Semiconductor Equipment Sales Surge 19% to Industry Record USD 71.2 Billion

    · Evidence informing the 2018 market-value input; displayed series and growth include calculations: The release reports 2019 total equipment billings of USD xx.xx. Relative to the published approximate 2018 total, this supplies a broad-equipment downturn proxy, not an observed SoC/memory tester growth rate. ([semi.org](https://www.semi.org/en/news-media-press/semi-press-releases/annual-global-semiconductor-equipment-sales))

    · Evidence informing the 2019 market-value input; displayed series and growth include calculations: Reported 2020 total-test-equipment growth of xx.xx% supplies the inverse bridge into 2019. ([semi.org](https://www.semi.org/en/news-media-press/semi-press-releases/annual-global-semiconductor-equipment-sales))

    · Evidence informing the 2020 market-value input; displayed series and growth include calculations: The association's member-submitted billings dataset reports xx.xx% total-test-equipment growth in 2020, used as a historical demand-cycle proxy. ([semi.org](https://www.semi.org/en/news-media-press/semi-press-releases/annual-global-semiconductor-equipment-sales))

16. SEMI - 2021 Global Semiconductor Equipment Sales Surge 44% to Industry Record USD 102.6 Billion

    · Evidence informing the 2020 market-value input; displayed series and growth include calculations: Reported total-test-equipment sales growth of xx.xx% in 2021 supports the inverse bridge from the 2021 estimate to 2020. ([semi.org](https://www.semi.org/en/news-media-press-releases/semi-press-releases/2021-global-semiconductor-equipment-sales-surge-xx.xx%xx.xx-to-industry-record-%xx.xx-billion-semi-reports))

    · Evidence informing the 2021 market-value input; displayed series and growth include calculations: The xx.xx% test-equipment increase is a member-billings observation for a broader equipment class, not the final market value returned here. ([semi.org](https://www.semi.org/en/news-media-press-releases/semi-press-releases/2021-global-semiconductor-equipment-sales-surge-xx.xx%xx.xx-to-industry-record-%xx.xx-billion-semi-reports))

17. SEMI - Global Semiconductor Equipment Billings Reach Industry Record USD 107.6 Billion in 2022

    · Evidence informing the 2021 market-value input; displayed series and growth include calculations: The release reports a xx.xx% contraction in total-test-equipment billings in 2022, supporting the inverse historical bridge into 2021. ([semi.org](https://www.semi.org/en/news-media-press-releases/semi-press-releases/global-semiconductor-equipment-billings-reach-industry-record-%xx.xx-billion-in-2022-semi-reports))

18. SEMI - Global Semiconductor Equipment Billings Slip to USD 106.3 Billion in 2023

    · Evidence informing the 2023 market-value input; displayed series and growth include calculations: The xx.xx% broader test-equipment decline supplies a historical-cycle constraint and one small-supplier backcast assumption, not the target-market level. ([semi.org](https://www.semi.org/en/news-media-press-releases/semi-press-releases/global-semiconductor-equipment-billings-slip-to-%xx.xx-billion-in-2023-semi-reports))

19. SEMI - Global Semiconductor Equipment Billings Surged to USD 117 Billion in 2024

    · Evidence informing the 2024 market-value input; displayed series and growth include calculations: Realized total-test-equipment billings increased xx.xx% in 2024. This independently checks the direction and approximate magnitude of the modeled target-market recovery without substituting the broader category for this market. ([semi.org](https://www.semi.org/en/semi-press-release/global-semiconductor-equipment-billings-surged-to-xx.xx-billion-dollars-in-2024-semi-reports))

20. SEMI - Global Semiconductor Equipment Billings Reached USD 135 Billion in 2025

· Evidence informing the 2025 market-value input; displayed series and growth include calculations: The association reports realized total-test-equipment billings growth of xx.xx% in 2025. The modeled target-market increase of approximately xx.xx% is directionally consistent; differing product boundaries prevent an exact reconciliation.
([semi.org](https://www.semi.org/en/SEMI-Reports-Global-Semiconductor-Equipment-Billings-Reached-xx.xx-Billion-in-2025))

21. Advantest - Annual Securities Report and Business Report for the Year Ended March 31, 2026

· Evidence informing the 2025 market-value input; displayed series and growth include calculations: Note xx.xx identifies customer operating leases of semiconductor test systems and JPY xx.xx of future payments receivable at March xx.xx 2025. This establishes a small supplier-specific leasing activity, not annual global leasing revenue.
([advantest.com](https://www.advantest.com/document/en/investors/ir-library/report/IR_SecuritiesandBusinesReport_84th_en.pdf))

· Evidence informing the 2026 market-value input; displayed series and growth include calculations: Future customer lease payments receivable were JPY xx.xx at March xx.xx 2026; disclosed terms were one to three years and noncancelable. These figures qualify any assumption that OEM leasing is necessarily large or offers flexible exit.
([advantest.com](https://www.advantest.com/document/en/investors/ir-library/report/IR_SecuritiesandBusinesReport_84th_en.pdf))

22. Amkor Technology, Inc. - Form 10-K for the Year Ended December 31, 2025

· Evidence informing the 2025 market-value input; displayed series and growth include calculations: Amkor reports 2025 capital expenditures of USD xx.xx versus USD xx.xx in 2024, covering packaging, testing and facilities. The amount is a buyer-spending constraint, not tester-only spending.
([sec.gov](https://www.sec.gov/Archives/edgar/data/xx.xx/xx.xx/amkr-xx.xx.htm))

· Evidence informing the 2026 market-value input; displayed series and growth include calculations: The filing's USD xx.xx-xx.xx 2026 capital-expenditure expectation is primarily increased by Arizona construction. It cannot be treated as an equivalent tester award or annual tester-market increment.
([sec.gov](https://www.sec.gov/Archives/edgar/data/xx.xx/xx.xx/amkr-xx.xx.htm))

· Evidence informing the 2028 market-value input; displayed series and growth include calculations: Standardized tester investment, customer-consigned equipment and equipment-redeployment risks qualify the conversion from announced capacity projects to incremental tester purchases. No project investment is added directly to the 2028 forecast.
([sec.gov](https://www.sec.gov/Archives/edgar/data/xx.xx/xx.xx/amkr-xx.xx.htm))

· Evidence informing the 2029 market-value input; displayed series and growth include calculations: The buyer's broad spending and commitment disclosures support retaining procurement-conversion and reuse uncertainty rather than equating project completion with tester sales.
([sec.gov](https://www.sec.gov/Archives/edgar/data/xx.xx/xx.xx/amkr-xx.xx.htm))

· Evidence informing base-year allocation inputs; displayed values and growth are calculated: Location-specific property and equipment supports geographically distinct buyer pools, not direct annual tester spending.

· Evidence informing forecast-year allocation inputs; displayed values and growth are calculated: Location-specific property and equipment supports geographically distinct buyer pools, not direct annual tester spending.

· Evidence informing base-year allocation inputs; displayed values and growth are calculated: Korea operating assets corroborate local packaging and test activity without equating assets to annual equipment purchases.

23. Intel Corporation - Form 10-K for the Year Ended December 27, 2025

· Evidence informing forecast-year allocation inputs; displayed values and growth are calculated: Discontinued Germany expansion constrains the forecast; no canceled-project tester increment is included.

· Evidence informing forecast-year allocation inputs; displayed values and growth are calculated: Costa Rican consolidation is counterevidence to uniform Latin American equipment expansion.

24. Micron Technology, Inc. - Form 10-K for the Fiscal Year Ended August 28, 2025

· Evidence informing base-year allocation inputs; displayed values and growth are calculated: India's disclosed component assembly/test location supports the base procurement pipeline, not a reported spending amount.

25. Micron - Celebrates Opening of India's First Semiconductor Assembly and Test Facility, February 28, 2026
· Evidence informing forecast-year allocation inputs; displayed values and growth are calculated: Commercial commencement and aggregate shipment expectations support a post-2025 expansion premise; they do not measure tester expenditure.
26. Amkor - Announces Phase 2 of Arizona Advanced Packaging and Test Campus, September 8, 2026
· Evidence informing forecast-year allocation inputs; displayed values and growth are calculated: Phase-two construction and completion expectations support delayed procurement conversion, not a 2025 equipment award.
27. NIST - Appendix: The CHIPS Program Office Vision for Success, Two Years Later, January 2025
· Evidence informing forecast-year allocation inputs; displayed values and growth are calculated: Device-manufacturing and packaging project locations constrain the national expansion opportunity; award ceilings are not tester spending.
28. Chips Joint Undertaking - EU Strengthens Semiconductor Sovereignty with Pilot Lines and Competence Centres, April 2025
· Evidence informing base-year allocation inputs; displayed values and growth are calculated: Selection of xx.xx competence centres across xx.xx countries supports broad research access, not equal local tester purchases.
· Evidence informing forecast-year allocation inputs; displayed values and growth are calculated: Selection of xx.xx competence centres across xx.xx countries supports broad research access, not equal local tester purchases.
29. HT Micron - Quality Management and Brazilian Operating Scope
· Evidence informing base-year allocation inputs; displayed values and growth are calculated: Company disclosure establishes Brazilian semiconductor encapsulation and testing activity, but not tester-only expenditure.
· Evidence informing forecast-year allocation inputs; displayed values and growth are calculated: Company disclosure establishes Brazilian semiconductor encapsulation and testing activity, but not tester-only expenditure.
30. NXP Semiconductors - 2025 Annual Report and Financial Statements
· Evidence informing base-year allocation inputs; displayed values and growth are calculated: Disclosed China back-end activity supports a local equipment-purchaser pool.
· Evidence informing forecast-year allocation inputs; displayed values and growth are calculated: Disclosed China back-end activity supports a local equipment-purchaser pool.
31. Brazil MDIC - Complexo Eletroeletrônico e de Semicondutores
· Evidence informing forecast-year allocation inputs; displayed values and growth are calculated: Brasil Semicon is national policy context; its overview does not establish a particular eligible tester purchase or fiscal benefit.
32. Advantest - V93000 SoC Test Systems
· Evidence informing base-year allocation inputs; displayed values and growth are calculated: Advantest classifies V93000 as a SoC Test System, supporting the commercial mapping of its reported SoC equipment pool without establishing a sales percentage.
· Evidence informing forecast-year allocation inputs; displayed values and growth are calculated: Advantest classifies V93000 as a SoC Test System, supporting the commercial mapping of its reported SoC equipment pool without establishing a sales percentage.

7.2. Memory Testers

Table 9. Global SoC & Memory Semiconductor Tester Market, by Memory Testers growth contribution, 2025-2032

Category	2025 value (USD Million)	2032 value (USD Million)	Added value (USD Million)	2025 share (%)	2032 share (%)	Change (pp)	Growth share (%)	CAGR (%)
DRAM Testers	xx.xx	xx.xx	xx.xx	xx.xx	xx.xx	xx.xx	xx.xx	xx.xx
Multi-Family Memory Testers	xx.xx	xx.xx	xx.xx	xx.xx	xx.xx	xx.xx	xx.xx	xx.xx
Nonvolatile Memory Testers	xx.xx	xx.xx	xx.xx	xx.xx	xx.xx	xx.xx	xx.xx	xx.xx
SRAM Testers	xx.xx	xx.xx	xx.xx	xx.xx	xx.xx	xx.xx	xx.xx	xx.xx
Scope total	**xx.xx**	**xx.xx**	**xx.xx**	**xx.xx**	**xx.xx**	**xx.xx**	**xx.xx**	**xx.xx**

Table 10. Global SoC & Memory Semiconductor Tester Market Size, by Memory Testers, by Region, 2017-2040 (USD Million)

Region	2017	2024	2025	2026	2027	2032	2040	CAGR (%)
Africa	xx.xx	xx.xx	xx.xx	xx.xx	xx.xx	xx.xx	xx.xx	xx.xx
Asia-Pacific	xx.xx	xx.xx	xx.xx	xx.xx	xx.xx	xx.xx	xx.xx	xx.xx
Europe	xx.xx	xx.xx	xx.xx	xx.xx	xx.xx	xx.xx	xx.xx	xx.xx
Latin America	xx.xx	xx.xx	xx.xx	xx.xx	xx.xx	xx.xx	xx.xx	xx.xx
Middle East	xx.xx	xx.xx	xx.xx	xx.xx	xx.xx	xx.xx	xx.xx	xx.xx
North America	xx.xx	xx.xx	xx.xx	xx.xx	xx.xx	xx.xx	xx.xx	xx.xx
Total	**xx.xx**	**xx.xx**	**xx.xx**	**xx.xx**	**xx.xx**	**xx.xx**	**xx.xx**	**xx.xx**

Table 11. Global SoC & Memory Semiconductor Tester Market Size, by Memory Testers, by Group, 2017-2040 (USD Million)

Group	2017	2024	2025	2026	2027	2032	2040	CAGR (%)
ASEAN	xx.xx	xx.xx	xx.xx	xx.xx	xx.xx	xx.xx	xx.xx	xx.xx
BRICS	xx.xx	xx.xx	xx.xx	xx.xx	xx.xx	xx.xx	xx.xx	xx.xx
European Union	xx.xx	xx.xx	xx.xx	xx.xx	xx.xx	xx.xx	xx.xx	xx.xx
G7	xx.xx	xx.xx	xx.xx	xx.xx	xx.xx	xx.xx	xx.xx	xx.xx
GCC	xx.xx	xx.xx	xx.xx	xx.xx	xx.xx	xx.xx	xx.xx	xx.xx
NATO	xx.xx	xx.xx	xx.xx	xx.xx	xx.xx	xx.xx	xx.xx	xx.xx

Table 12. Global SoC & Memory Semiconductor Tester Market Size, by Memory Testers, by Country, 2017-2040 (USD Million)

Country	2017	2024	2025	2026	2027	2032	2040	CAGR (%)
Australia	xx.xx	xx.xx	xx.xx	xx.xx	xx.xx	xx.xx	xx.xx	xx.xx
Brazil	xx.xx	xx.xx	xx.xx	xx.xx	xx.xx	xx.xx	xx.xx	xx.xx
Canada	xx.xx	xx.xx	xx.xx	xx.xx	xx.xx	xx.xx	xx.xx	xx.xx
China	xx.xx	xx.xx	xx.xx	xx.xx	xx.xx	xx.xx	xx.xx	xx.xx
France	xx.xx	xx.xx	xx.xx	xx.xx	xx.xx	xx.xx	xx.xx	xx.xx
Germany	xx.xx	xx.xx	xx.xx	xx.xx	xx.xx	xx.xx	xx.xx	xx.xx
India	xx.xx	xx.xx	xx.xx	xx.xx	xx.xx	xx.xx	xx.xx	xx.xx
Italy	xx.xx	xx.xx	xx.xx	xx.xx	xx.xx	xx.xx	xx.xx	xx.xx
Japan	xx.xx	xx.xx	xx.xx	xx.xx	xx.xx	xx.xx	xx.xx	xx.xx
Mexico	xx.xx	xx.xx	xx.xx	xx.xx	xx.xx	xx.xx	xx.xx	xx.xx
Russia	xx.xx	xx.xx	xx.xx	xx.xx	xx.xx	xx.xx	xx.xx	xx.xx
South Korea	xx.xx	xx.xx	xx.xx	xx.xx	xx.xx	xx.xx	xx.xx	xx.xx
Spain	xx.xx	xx.xx	xx.xx	xx.xx	xx.xx	xx.xx	xx.xx	xx.xx
United Kingdom	xx.xx	xx.xx	xx.xx	xx.xx	xx.xx	xx.xx	xx.xx	xx.xx
United States	xx.xx	xx.xx	xx.xx	xx.xx	xx.xx	xx.xx	xx.xx	xx.xx
Others	xx.xx	xx.xx	xx.xx	xx.xx	xx.xx	xx.xx	xx.xx	xx.xx
Total	**xx.xx**	**xx.xx**	**xx.xx**	**xx.xx**	**xx.xx**	**xx.xx**	**xx.xx**	**xx.xx**

Sources & Evidence

1. WSTS Product Classification 2021

   · Taxonomy evidence: The classification separately identifies DRAM and SRAM but also groups functionally labeled FIFO/LIFO and memory-card ICs elsewhere. It therefore does not establish a one-to-one crosswalk to the retained equipment partition. ([semiconductors.org](https://www.semiconductors.org/wp-content/uploads/2021/xx.xx/Product_Classification_2021.pdf))

   · Taxonomy evidence: The 2021 semiconductor-product classification distinguishes DRAM, SRAM, flash memory, and mask-programmable ROM/EPROM. These are target-device classification anchors, not tester shipment or revenue categories.

2. Equipment Market Data | SEMI

   · Taxonomy evidence: Memory Test Equipment is explicitly identified as a separate semiconductor-equipment class.

3. Advantest - FY2024 Consolidated Financial Results Presentation, April 25, 2025
   - Evidence informing the 2023 market-value input; displayed series and growth include calculations: Quarterly product-revenue disclosures support calendar-2023 totals of JPY xx.xx for SoC testers and JPY xx.xx for memory testers, before modeled scope adjustments. ([advantest.com](https://www.advantest.com/document/en/investors/ir-library/result/JE_BIZ_250425_slide.pdf))
   - Evidence informing the 2024 market-value input; displayed series and growth include calculations: Quarterly product-revenue disclosures support calendar-2024 totals of JPY xx.xx for SoC testers and JPY xx.xx for memory testers; handling, services and system-level testing are disclosed separately. ([advantest.com](https://www.advantest.com/document/en/investors/ir-library/result/JE_BIZ_250425_slide.pdf))
4. Advantest - FY2025 Third Quarter Financial Results Presentation, January 28, 2026
   - Evidence informing the 2025 market-value input; displayed series and growth include calculations: The disclosed January-March 2025 quarter and April-December 2025 quarters produce calendar-2025 SoC tester revenue of JPY xx.xx and memory tester revenue of JPY xx.xx. These are supplier revenues, not a published global market total. ([advantest.com](https://www.advantest.com/document/en/investors/ir-library/result/JE_BIZ_260128_slide.pdf))
   - Evidence informing base-year allocation inputs; displayed values and growth are calculated: Quarterly ship-to records calibrate the Americas destination proxy; equipment scope and regional subdivision remain modeled.
   - Evidence informing base-year allocation inputs; displayed values and growth are calculated: Quarterly Europe destination revenue constrains the European equipment-demand weight.
   - Evidence informing base-year allocation inputs; displayed values and growth are calculated: Country ship-to revenue provides the main calibration for Asia-Pacific concentration.
   - Evidence informing base-year allocation inputs; displayed values and growth are calculated: China deliveries constrain the base country equipment-demand proxy.
   - Evidence informing base-year allocation inputs; displayed values and growth are calculated: Korea deliveries constrain the base country equipment-demand proxy.
   - Evidence informing base-year allocation inputs; displayed values and growth are calculated: Japan deliveries constrain the base country equipment-demand proxy.
   - Evidence informing base-year allocation inputs; displayed values and growth are calculated: Quarterly memory revenue totals JPY xx.xx for calendar 2025, anchoring the memory equipment pool rather than a published global share.
   - Evidence informing base-year allocation inputs; displayed values and growth are calculated: January-March memory revenue of JPY xx.xx supports the fiscal-to-calendar application-mix bridge.

5. Advantest - FY2026 First Quarter Financial Results Presentation, July 29, 2026

· Evidence informing the 2026 market-value input; displayed series and growth include calculations: The presentation reports January-March 2026 SoC/memory revenues of JPY xx.xx/xx.xx and April-June revenues of JPY xx.xx/xx.xx. July guidance forecasts fiscal-2026 SoC/memory revenues of JPY xx.xx/xx.xx and supplies the fiscal-to-calendar bridge. Guidance is not realized revenue. ([advantest.com](https://www.advantest.com/document/en/investors/ir-library/result/JE_BIZ_260729_slide.pdf))

· Evidence informing the 2040 market-value input; displayed series and growth include calculations: Current equipment revenue and company-specific capacity plans constrain the forecast starting point, not the assumed long-run growth rate or the 2040 result. ([advantest.com](https://www.advantest.com/document/en/investors/ir-library/result/JE_BIZ_260729_slide.pdf))

· Evidence informing forecast-year allocation inputs; displayed values and growth are calculated: January-March and April-June memory revenue of JPY xx.xx/xx.xx and FY2026 guidance of JPY xx.xx constrain the calendar bridge.

· Evidence informing base-year allocation inputs; displayed values and growth are calculated: Rounded fiscal DRAM mixes are xx.xx% for FY2024 and xx.xx% for FY2025; FY2026 guidance is xx.xx%. Calendar conversion and co-primary deductions are modeled.

· Evidence informing forecast-year allocation inputs; displayed values and growth are calculated: Rounded fiscal DRAM mixes are xx.xx% for FY2024 and xx.xx% for FY2025; FY2026 guidance is xx.xx%. Calendar conversion and co-primary deductions are modeled.

· Evidence informing base-year allocation inputs; displayed values and growth are calculated: Corresponding nonvolatile mixes are xx.xx%, xx.xx% and guided xx.xx%, qualifying an exclusively DRAM-led outlook without verifying future global shares.

· Evidence informing forecast-year allocation inputs; displayed values and growth are calculated: Corresponding nonvolatile mixes are xx.xx%, xx.xx% and guided xx.xx%, qualifying an exclusively DRAM-led outlook without verifying future global shares.

6. Teradyne, Inc. - Form 10-K for the Year Ended December 31, 2025
   - Evidence informing the 2023 market-value input; displayed series and growth include calculations: The revenue-disaggregation table reports 2023 point-in-time SoC revenue of USD xx.xx and memory revenue of USD xx.xx. Replacement parts require a further modeled deduction. ([investors.teradyne.com](https://investors.teradyne.com/sec-filings/all-sec-filings/content/xx.xx-xx.xx-xx.xx/xx.xx-xx.xx-xx.xx.pdf))
   - Evidence informing the 2024 market-value input; displayed series and growth include calculations: The filing reports 2024 point-in-time SoC revenue of USD xx.xx and memory revenue of USD xx.xx separately from over-time revenue and IST. ([investors.teradyne.com](https://investors.teradyne.com/sec-filings/all-sec-filings/content/xx.xx-xx.xx-xx.xx/xx.xx-xx.xx-xx.xx.pdf))
   - Evidence informing the 2025 market-value input; displayed series and growth include calculations: The filing reports 2025 point-in-time SoC revenue of USD xx.xx and memory revenue of USD xx.xx. Point-in-time recognition includes products and replacement parts and is therefore an equipment proxy rather than an exact complete-system subtotal. ([investors.teradyne.com](https://investors.teradyne.com/sec-filings/all-sec-filings/content/xx.xx-xx.xx-xx.xx/xx.xx-xx.xx-xx.xx.pdf))
   - Evidence informing base-year allocation inputs; displayed values and growth are calculated: Customer-site geography and broader revenue disclosures support the scoped national destination bridge.
   - Evidence informing base-year allocation inputs; displayed values and growth are calculated: Customer-site attribution distinguishes receiving locations from specifying customer headquarters.
   - Evidence informing base-year allocation inputs; displayed values and growth are calculated: Europe revenue requires a substantial modeled exclusion of adjacent businesses and services.
   - Evidence informing base-year allocation inputs; displayed values and growth are calculated: Disclosed Asian customer-site revenues constrain the joint regional proxy.
   - Evidence informing base-year allocation inputs; displayed values and growth are calculated: 2025 point-in-time memory revenue is USD xx.xx; replacement parts require the inherited equipment adjustment.
   - Evidence informing base-year allocation inputs; displayed values and growth are calculated: The filing identifies DRAM/HBM commercial activity; it does not disclose the modeled annual DRAM configuration fraction.
   - Evidence informing base-year allocation inputs; displayed values and growth are calculated: Magnum flash-memory activity supports nonvolatile category participation, not the assumed annual sales fraction.
7. Teradyne, Inc. - Form 10-Q for the Quarterly Period Ended June 28, 2026
   - Evidence informing the 2026 market-value input; displayed series and growth include calculations: First-half 2026 point-in-time revenue was USD xx.xx for SoC and USD xx.xx for memory. Comparable first-half 2025 amounts were USD xx.xx and USD xx.xx independently establishing strong realized growth before the modeled second half. ([investors.teradyne.com](https://investors.teradyne.com/sec-filings/all-sec-filings/content/xx.xx-xx.xx-xx.xx/xx.xx-xx.xx-xx.xx.pdf))
   - Evidence informing forecast-year allocation inputs; displayed values and growth are calculated: First-half 2026 point-in-time memory revenue of USD xx.xx anchors the memory forecast pool; second-half realization remains assumed.
   - Evidence informing forecast-year allocation inputs; displayed values and growth are calculated: The observed memory pool constrains the forecast numerator to which the explicitly assumed small SRAM fraction is applied; SRAM sales are not separately disclosed.
   - Evidence informing forecast-year allocation inputs; displayed values and growth are calculated: The observed memory pool constrains modeled multi-family attribution, but does not independently establish co-primary configuration sales.

8. Cohu, Inc. - Form 10-K for the Fiscal Year Ended December 27, 2025
   · Evidence informing the 2023 market-value input; displayed series and growth include calculations: Cohu reports 2023 systems-semiconductor test and inspection revenue of USD xx.xx. Only an assumed complete-tester and eligible-device portion enters this market. ([sec.gov](https://www.sec.gov/Archives/edgar/data/xx.xx/xx.xx/cohu20251227_10k.htm))
   · Evidence informing the 2024 market-value input; displayed series and growth include calculations: Cohu reports 2024 systems-semiconductor test and inspection revenue of USD xx.xx separately from non-systems revenue. ([sec.gov](https://www.sec.gov/Archives/edgar/data/xx.xx/xx.xx/cohu20251227_10k.htm))
   · Evidence informing the 2025 market-value input; displayed series and growth include calculations: Cohu reports 2025 systems-semiconductor test and inspection revenue of USD xx.xx. Automation, inspection, interfaces and recurring services prevent attribution of the whole company to SoC testers. ([sec.gov](https://www.sec.gov/Archives/edgar/data/xx.xx/xx.xx/cohu20251227_10k.htm))
   · Evidence informing base-year allocation inputs; displayed values and growth are calculated: Asian destination disclosures provide an independent supplier cross-check on regional concentration.
9. Hangzhou Changchuan Technology Co., Ltd. - 2025 Annual Report
   · Evidence informing the 2024 market-value input; displayed series and growth include calculations: The product table reports 2024 tester revenue of CNY xx.xx, distinct from handlers and other products. Its SoC-eligible portion remains modeled. ([static.cninfo.com.cn](https://static.cninfo.com.cn/finalpage/2026-xx.xx-xx.xx/xx.xx.PDF))
   · Evidence informing the 2025 market-value input; displayed series and growth include calculations: The product table reports 2025 tester revenue of CNY xx.xx. The filing's broader analog and digital portfolio requires a scope adjustment rather than inclusion of all tester revenue. ([static.cninfo.com.cn](https://static.cninfo.com.cn/finalpage/2026-xx.xx-xx.xx/xx.xx.PDF))
10. YC Corporation - Business Report for the Year Ended December 31, 2025
   · Evidence informing the 2023 market-value input; displayed series and growth include calculations: The sales table reports KRW xx.xx for the 2023 memory-wafer-tester, semiconductor-equipment, parts, modification and related category. Complete-equipment attribution requires a deduction. ([kind.krx.co.kr](https://kind.krx.co.kr/external/2026/xx.xx/xx.xx/xx.xx/xx.xx/xx.xx.htm))
   · Evidence informing the 2024 market-value input; displayed series and growth include calculations: The comparable 2024 category revenue is KRW xx.xx, not an independently isolated complete-tester total. ([kind.krx.co.kr](https://kind.krx.co.kr/external/2026/xx.xx/xx.xx/xx.xx/xx.xx/xx.xx.htm))
   · Evidence informing the 2025 market-value input; displayed series and growth include calculations: The comparable 2025 category revenue is KRW xx.xx. Parts, modifications and other equipment remain a material scope uncertainty. ([kind.krx.co.kr](https://kind.krx.co.kr/external/2026/xx.xx/xx.xx/xx.xx/xx.xx/xx.xx.htm))
   · Evidence informing base-year allocation inputs; displayed values and growth are calculated: YC reports KRW xx.xx in a broad memory-wafer-tester, parts, modification and related revenue category, constraining the inherited equipment budget.
   · Evidence informing base-year allocation inputs; displayed values and growth are calculated: The company's own business description establishes DRAM equipment activity; the assumed xx.xx% allocation is not disclosed.
   · Evidence informing base-year allocation inputs; displayed values and growth are calculated: NAND equipment participation establishes the nonvolatile commercial mapping; the assumed xx.xx% allocation is not an observed split.
11. Chroma ESG - About Chroma: 2025 Group Financial and Operating Profile
   · Evidence informing the 2025 market-value input; displayed series and growth include calculations: Chroma's own disclosure states 2025 group consolidated revenue of USD xx.xx. This broad corporate amount constrains, but does not directly measure, its eligible complete-SoC-tester revenue. ([csr.chromaate.com](https://csr.chromaate.com/en/esg-en/green-chroma-en/brand-en))

12. Chroma ESG - Green Revenue and Financial Performance, 2025

· Evidence informing the 2024 market-value input; displayed series and growth include calculations: Chroma reports 2025 consolidated revenue growth of xx.xx%. The model uses this company growth rate to backcast its small 2024 scoped revenue budget at a constant conversion basis, not as an observed 2024 tester subtotal. ([csr.chromaate.com](https://csr.chromaate.com/en/esg-en/green-chroma-en/green-revenue-en))

· Evidence informing the 2025 market-value input; displayed series and growth include calculations: The disclosure distinguishes broad measurement products and SLT demand, reinforcing the need to exclude unrelated corporate revenue from the SoC/memory tester estimate. ([csr.chromaate.com](https://csr.chromaate.com/en/esg-en/green-chroma-en/green-revenue-en))

13. Federal Reserve Board - Foreign Exchange Rates, G.5A, January 5, 2026

· Evidence informing the 2023 market-value input; displayed series and growth include calculations: The official annual-average exchange-rate release supplies the currency-conversion benchmark; the model uses JPY xx.xx per USD for its large calendar-2023 Japanese revenue anchor and an explicitly rounded KRW conversion for the smaller Korean budget. ([fred.stlouisfed.org](https://fred.stlouisfed.org/series/AEXJPUS/))

· Evidence informing the 2024 market-value input; displayed series and growth include calculations: The model uses JPY xx.xx per USD for calendar 2024; small CNY and KRW budgets use disclosed approximate conversion assumptions close to the official annual averages. ([fred.stlouisfed.org](https://fred.stlouisfed.org/series/AEXJPUS/))

· Evidence informing the 2025 market-value input; displayed series and growth include calculations: The model uses JPY xx.xx per USD for calendar 2025. CNY xx.xx and KRW xx.xx per USD are rounded modeling conventions, not the release's exact observations. ([fred.stlouisfed.org](https://fred.stlouisfed.org/series/AEXJPUS/))

14. SEMI - 2018 Global Semiconductor Equipment Sales Jump to Record USD 64.5 Billion

· Evidence informing the 2017 market-value input; displayed series and growth include calculations: The association's member-billings release reports xx.xx% growth in total test equipment sales in 2018. Its inverse supplies the 2017 historical proxy; it is not a direct observation of the narrower captured market. ([www1.semi.org](https://www1.semi.org/en/2018-global-semiconductor-equipment-sales-jump-record-xx.xx-billion))

· Evidence informing the 2018 market-value input; displayed series and growth include calculations: The release reports approximately USD xx.xx of total semiconductor-equipment sales in 2018, used only with the 2019 equipment total as a disclosed broad-cycle proxy. ([www1.semi.org](https://www1.semi.org/en/2018-global-semiconductor-equipment-sales-jump-record-xx.xx-billion))

15. SEMI - 2020 Global Semiconductor Equipment Sales Surge 19% to Industry Record USD 71.2 Billion

· Evidence informing the 2018 market-value input; displayed series and growth include calculations: The release reports 2019 total equipment billings of USD xx.xx. Relative to the published approximate 2018 total, this supplies a broad-equipment downturn proxy, not an observed SoC/memory tester growth rate. ([semi.org](https://www.semi.org/en/news-media-press/semi-press-releases/annual-global-semiconductor-equipment-sales))

· Evidence informing the 2019 market-value input; displayed series and growth include calculations: Reported 2020 total-test-equipment growth of xx.xx% supplies the inverse bridge into 2019. ([semi.org](https://www.semi.org/en/news-media-press/semi-press-releases/annual-global-semiconductor-equipment-sales))

· Evidence informing the 2020 market-value input; displayed series and growth include calculations: The association's member-submitted billings dataset reports xx.xx% total-test-equipment growth in 2020, used as a historical demand-cycle proxy. ([semi.org](https://www.semi.org/en/news-media-press/semi-press-releases/annual-global-semiconductor-equipment-sales))

16. SEMI - 2021 Global Semiconductor Equipment Sales Surge 44% to Industry Record USD 102.6 Billion

· Evidence informing the 2020 market-value input; displayed series and growth include calculations: Reported total-test-equipment sales growth of xx.xx% in 2021 supports the inverse bridge from the 2021 estimate to 2020. ([semi.org](https://www.semi.org/en/news-media-press-releases/semi-press-releases/2021-global-semiconductor-equipment-sales-surge-xx.xx%xx.xx-to-industry-record-%xx.xx-billion-semi-reports))

· Evidence informing the 2021 market-value input; displayed series and growth include calculations: The xx.xx% test-equipment increase is a member-billings observation for a broader equipment class, not the final market value returned here.
([semi.org](https://www.semi.org/en/news-media-press-releases/semi-press-releases/2021-global-semiconductor-equipment-sales-surge-xx.xx%xx.xx-to-industry-record-%xx.xx-billion-semi-reports))

17. SEMI - Global Semiconductor Equipment Billings Reach Industry Record USD 107.6 Billion in 2022

· Evidence informing the 2021 market-value input; displayed series and growth include calculations: The release reports a xx.xx% contraction in total-test-equipment billings in 2022, supporting the inverse historical bridge into 2021.
([semi.org](https://www.semi.org/en/news-media-press-releases/semi-press-releases/global-semiconductor-equipment-billings-reach-industry-record-%xx.xx-billion-in-2022-semi-reports))

18. SEMI - Global Semiconductor Equipment Billings Slip to USD 106.3 Billion in 2023

· Evidence informing the 2023 market-value input; displayed series and growth include calculations: The xx.xx% broader test-equipment decline supplies a historical-cycle constraint and one small-supplier backcast assumption, not the target-market level.
([semi.org](https://www.semi.org/en/news-media-press-releases/semi-press-releases/global-semiconductor-equipment-billings-slip-to-%xx.xx-billion-in-2023-semi-reports))

19. SEMI - Global Semiconductor Equipment Billings Surged to USD 117 Billion in 2024

· Evidence informing the 2024 market-value input; displayed series and growth include calculations: Realized total-test-equipment billings increased xx.xx% in 2024. This independently checks the direction and approximate magnitude of the modeled target-market recovery without substituting the broader category for this market.
([semi.org](https://www.semi.org/en/semi-press-release/global-semiconductor-equipment-billings-surged-to-xx.xx-billion-dollars-in-2024-semi-reports))

20. SEMI - Global Semiconductor Equipment Billings Reached USD 135 Billion in 2025

· Evidence informing the 2025 market-value input; displayed series and growth include calculations: The association reports realized total-test-equipment billings growth of xx.xx% in 2025. The modeled target-market increase of approximately xx.xx% is directionally consistent; differing product boundaries prevent an exact reconciliation.
([semi.org](https://www.semi.org/en/SEMI-Reports-Global-Semiconductor-Equipment-Billings-Reached-xx.xx-Billion-in-2025))

21. Advantest - Annual Securities Report and Business Report for the Year Ended March 31, 2026

· Evidence informing the 2025 market-value input; displayed series and growth include calculations: Note xx.xx identifies customer operating leases of semiconductor test systems and JPY xx.xx of future payments receivable at March xx.xx 2025. This establishes a small supplier-specific leasing activity, not annual global leasing revenue.
([advantest.com](https://www.advantest.com/document/en/investors/ir-library/report/IR_SecuritiesandBusinesReport_84th_en.pdf))

· Evidence informing the 2026 market-value input; displayed series and growth include calculations: Future customer lease payments receivable were JPY xx.xx at March xx.xx 2026; disclosed terms were one to three years and noncancelable. These figures qualify any assumption that OEM leasing is necessarily large or offers flexible exit.
([advantest.com](https://www.advantest.com/document/en/investors/ir-library/report/IR_SecuritiesandBusinesReport_84th_en.pdf))

22. Amkor Technology, Inc. - Form 10-K for the Year Ended December 31, 2025
    - Evidence informing the 2025 market-value input; displayed series and growth include calculations: Amkor reports 2025 capital expenditures of USD xx.xx versus USD xx.xx in 2024, covering packaging, testing and facilities. The amount is a buyer-spending constraint, not tester-only spending. ([sec.gov](https://www.sec.gov/Archives/edgar/data/xx.xx/xx.xx/amkr-xx.xx.htm))
    - Evidence informing the 2026 market-value input; displayed series and growth include calculations: The filing's USD xx.xx-xx.xx 2026 capital-expenditure expectation is primarily increased by Arizona construction. It cannot be treated as an equivalent tester award or annual tester-market increment. ([sec.gov](https://www.sec.gov/Archives/edgar/data/xx.xx/xx.xx/amkr-xx.xx.htm))
    - Evidence informing the 2028 market-value input; displayed series and growth include calculations: Standardized tester investment, customer-consigned equipment and equipment-redeployment risks qualify the conversion from announced capacity projects to incremental tester purchases. No project investment is added directly to the 2028 forecast. ([sec.gov](https://www.sec.gov/Archives/edgar/data/xx.xx/xx.xx/amkr-xx.xx.htm))
    - Evidence informing the 2029 market-value input; displayed series and growth include calculations: The buyer's broad spending and commitment disclosures support retaining procurement-conversion and reuse uncertainty rather than equating project completion with tester sales. ([sec.gov](https://www.sec.gov/Archives/edgar/data/xx.xx/xx.xx/amkr-xx.xx.htm))
    - Evidence informing base-year allocation inputs; displayed values and growth are calculated: Location-specific property and equipment supports geographically distinct buyer pools, not direct annual tester spending.
    - Evidence informing forecast-year allocation inputs; displayed values and growth are calculated: Location-specific property and equipment supports geographically distinct buyer pools, not direct annual tester spending.
    - Evidence informing base-year allocation inputs; displayed values and growth are calculated: Korea operating assets corroborate local packaging and test activity without equating assets to annual equipment purchases.
23. Intel Corporation - Form 10-K for the Year Ended December 27, 2025
    - Evidence informing forecast-year allocation inputs; displayed values and growth are calculated: Discontinued Germany expansion constrains the forecast; no canceled-project tester increment is included.
    - Evidence informing forecast-year allocation inputs; displayed values and growth are calculated: Costa Rican consolidation is counterevidence to uniform Latin American equipment expansion.
24. Micron Technology, Inc. - Form 10-K for the Fiscal Year Ended August 28, 2025
    - Evidence informing base-year allocation inputs; displayed values and growth are calculated: India's disclosed component assembly/test location supports the base procurement pipeline, not a reported spending amount.
25. Micron - Celebrates Opening of India's First Semiconductor Assembly and Test Facility, February 28, 2026
    - Evidence informing forecast-year allocation inputs; displayed values and growth are calculated: Commercial commencement and aggregate shipment expectations support a post-2025 expansion premise; they do not measure tester expenditure.
26. Amkor - Announces Phase 2 of Arizona Advanced Packaging and Test Campus, September 8, 2026
    - Evidence informing forecast-year allocation inputs; displayed values and growth are calculated: Phase-two construction and completion expectations support delayed procurement conversion, not a 2025 equipment award.
27. NIST - Appendix: The CHIPS Program Office Vision for Success, Two Years Later, January 2025
    - Evidence informing forecast-year allocation inputs; displayed values and growth are calculated: Device-manufacturing and packaging project locations constrain the national expansion opportunity; award ceilings are not tester spending.
28. Chips Joint Undertaking - EU Strengthens Semiconductor Sovereignty with Pilot Lines and Competence Centres, April 2025
    - Evidence informing base-year allocation inputs; displayed values and growth are calculated: Selection of xx.xx competence centres across xx.xx countries supports broad research access, not equal local tester purchases.
    - Evidence informing forecast-year allocation inputs; displayed values and growth are calculated: Selection of xx.xx competence centres across xx.xx countries supports broad research access, not equal local tester purchases.

29. HT Micron - Quality Management and Brazilian Operating Scope
    - Evidence informing base-year allocation inputs; displayed values and growth are calculated: Company disclosure establishes Brazilian semiconductor encapsulation and testing activity, but not tester-only expenditure.
    - Evidence informing forecast-year allocation inputs; displayed values and growth are calculated: Company disclosure establishes Brazilian semiconductor encapsulation and testing activity, but not tester-only expenditure.
30. NXP Semiconductors - 2025 Annual Report and Financial Statements
    - Evidence informing base-year allocation inputs; displayed values and growth are calculated: Disclosed China back-end activity supports a local equipment-purchaser pool.
    - Evidence informing forecast-year allocation inputs; displayed values and growth are calculated: Disclosed China back-end activity supports a local equipment-purchaser pool.
31. Brazil MDIC - Complexo Eletroeletrônico e de Semicondutores
    - Evidence informing forecast-year allocation inputs; displayed values and growth are calculated: Brasil Semicon is national policy context; its overview does not establish a particular eligible tester purchase or fiscal benefit.
32. Teradyne - Magnum 2 Memory Test Solution
    - Evidence informing base-year allocation inputs; displayed values and growth are calculated: Magnum xx.xx lists SRAM applications, establishing a commercial category mapping without supplying a revenue weight.
    - Evidence informing forecast-year allocation inputs; displayed values and growth are calculated: Magnum xx.xx lists SRAM applications, establishing a commercial category mapping without supplying a revenue weight.
    - Evidence informing base-year allocation inputs; displayed values and growth are calculated: DRAM, SRAM, NOR and NAND capability overlaps support mutually exclusive configuration attribution rather than adding advertised capabilities as sales.
    - Evidence informing forecast-year allocation inputs; displayed values and growth are calculated: DRAM, SRAM, NOR and NAND capability overlaps support mutually exclusive configuration attribution rather than adding advertised capabilities as sales.
33. Advantest - T5835 Memory Test System
    - Evidence informing base-year allocation inputs; displayed values and growth are calculated: T5835 is commercially positioned for both DRAM and NAND, supporting the cross-family classification premise but not the modeled co-primary revenue fraction.
    - Evidence informing forecast-year allocation inputs; displayed values and growth are calculated: T5835 is commercially positioned for both DRAM and NAND, supporting the cross-family classification premise but not the modeled co-primary revenue fraction.
34. Advantest - T5503HS2 Memory Test System
    - Evidence informing base-year allocation inputs; displayed values and growth are calculated: DRAM/HBM product positioning establishes category mapping; the documented installed-T5503 upgrade path supports retaining upgrade-substitution uncertainty rather than assuming universal replacement.
    - Evidence informing forecast-year allocation inputs; displayed values and growth are calculated: DRAM/HBM product positioning establishes category mapping; the documented installed-T5503 upgrade path supports retaining upgrade-substitution uncertainty rather than assuming universal replacement.
35. Advantest will Showcase Latest Memory Test Solutions at Future of Memory and Storage 2024
    - Evidence informing base-year allocation inputs; displayed values and growth are calculated: The August xx.xx 2024 announcement identifies T5835 among promoted memory offerings, establishing pre-base-year commercial positioning without proving customer acceptance or sales mix.

7.2.1. DRAM Testers

Table 13. Global SoC & Memory Semiconductor Tester Market Size, by DRAM Testers, by Region, 2017-2040 (USD Million)

Region	2017	2024	2025	2026	2027	2032	2040	CAGR (%)
Africa	xx.xx	xx.xx	xx.xx	xx.xx	xx.xx	xx.xx	xx.xx	xx.xx
Asia-Pacific	xx.xx	xx.xx	xx.xx	xx.xx	xx.xx	xx.xx	xx.xx	xx.xx
Europe	xx.xx	xx.xx	xx.xx	xx.xx	xx.xx	xx.xx	xx.xx	xx.xx
Latin America	xx.xx	xx.xx	xx.xx	xx.xx	xx.xx	xx.xx	xx.xx	xx.xx
Middle East	xx.xx	xx.xx	xx.xx	xx.xx	xx.xx	xx.xx	xx.xx	xx.xx
North America	xx.xx	xx.xx	xx.xx	xx.xx	xx.xx	xx.xx	xx.xx	xx.xx
Total	**xx.xx**	**xx.xx**	**xx.xx**	**xx.xx**	**xx.xx**	**xx.xx**	**xx.xx**	**xx.xx**

Table 14. Global SoC & Memory Semiconductor Tester Market Size, by DRAM Testers, by Group, 2017-2040 (USD Million)

Group	2017	2024	2025	2026	2027	2032	2040	CAGR (%)
ASEAN	xx.xx	xx.xx	xx.xx	xx.xx	xx.xx	xx.xx	xx.xx	xx.xx
BRICS	xx.xx	xx.xx	xx.xx	xx.xx	xx.xx	xx.xx	xx.xx	xx.xx
European Union	xx.xx	xx.xx	xx.xx	xx.xx	xx.xx	xx.xx	xx.xx	xx.xx
G7	xx.xx	xx.xx	xx.xx	xx.xx	xx.xx	xx.xx	xx.xx	xx.xx
GCC	xx.xx	xx.xx	xx.xx	xx.xx	xx.xx	xx.xx	xx.xx	xx.xx
NATO	xx.xx	xx.xx	xx.xx	xx.xx	xx.xx	xx.xx	xx.xx	xx.xx

Table 15. Global SoC & Memory Semiconductor Tester Market Size, by DRAM Testers, by Country, 2017-2040 (USD Million)

Country	2017	2024	2025	2026	2027	2032	2040	CAGR (%)
Australia	xx.xx	xx.xx	xx.xx	xx.xx	xx.xx	xx.xx	xx.xx	xx.xx
Brazil	xx.xx	xx.xx	xx.xx	xx.xx	xx.xx	xx.xx	xx.xx	xx.xx
Canada	xx.xx	xx.xx	xx.xx	xx.xx	xx.xx	xx.xx	xx.xx	xx.xx
China	xx.xx	xx.xx	xx.xx	xx.xx	xx.xx	xx.xx	xx.xx	xx.xx
France	xx.xx	xx.xx	xx.xx	xx.xx	xx.xx	xx.xx	xx.xx	xx.xx
Germany	xx.xx	xx.xx	xx.xx	xx.xx	xx.xx	xx.xx	xx.xx	xx.xx
India	xx.xx	xx.xx	xx.xx	xx.xx	xx.xx	xx.xx	xx.xx	xx.xx
Italy	xx.xx	xx.xx	xx.xx	xx.xx	xx.xx	xx.xx	xx.xx	xx.xx
Japan	xx.xx	xx.xx	xx.xx	xx.xx	xx.xx	xx.xx	xx.xx	xx.xx
Mexico	xx.xx	xx.xx	xx.xx	xx.xx	xx.xx	xx.xx	xx.xx	xx.xx
Russia	xx.xx	xx.xx	xx.xx	xx.xx	xx.xx	xx.xx	xx.xx	xx.xx
South Korea	xx.xx	xx.xx	xx.xx	xx.xx	xx.xx	xx.xx	xx.xx	xx.xx
Spain	xx.xx	xx.xx	xx.xx	xx.xx	xx.xx	xx.xx	xx.xx	xx.xx
United Kingdom	xx.xx	xx.xx	xx.xx	xx.xx	xx.xx	xx.xx	xx.xx	xx.xx
United States	xx.xx	xx.xx	xx.xx	xx.xx	xx.xx	xx.xx	xx.xx	xx.xx
Others	xx.xx	xx.xx	xx.xx	xx.xx	xx.xx	xx.xx	xx.xx	xx.xx
Total	**xx.xx**	**xx.xx**	**xx.xx**	**xx.xx**	**xx.xx**	**xx.xx**	**xx.xx**	**xx.xx**

Sources & Evidence

1. WSTS Product Classification 2021
   - Taxonomy evidence: DRAM is separately defined as a dynamic random-access memory product family, supporting a distinct target-device specialization.
2. T5835 | Memory Test Systems | ADVANTEST CORPORATION
   - Taxonomy evidence: The T5835 is publicly offered as a memory test system addressing DDR-DRAM and LPDDR-DRAM devices, corroborating complete-tester eligibility for the DRAM target family.
3. Advantest - FY2024 Consolidated Financial Results Presentation, April 25, 2025
   - Evidence informing the 2023 market-value input; displayed series and growth include calculations: Quarterly product-revenue disclosures support calendar-2023 totals of JPY xx.xx for SoC testers and JPY xx.xx for memory testers, before modeled scope adjustments. ([advantest.com](https://www.advantest.com/document/en/investors/ir-library/result/JE_BIZ_250425_slide.pdf))
   - Evidence informing the 2024 market-value input; displayed series and growth include calculations: Quarterly product-revenue disclosures support calendar-2024 totals of JPY xx.xx for SoC testers and JPY xx.xx for memory testers; handling, services and system-level testing are disclosed separately. ([advantest.com](https://www.advantest.com/document/en/investors/ir-library/result/JE_BIZ_250425_slide.pdf))

4. Advantest - FY2025 Third Quarter Financial Results Presentation, January 28, 2026
   - Evidence informing the 2025 market-value input; displayed series and growth include calculations: The disclosed January-March 2025 quarter and April-December 2025 quarters produce calendar-2025 SoC tester revenue of JPY xx.xx and memory tester revenue of JPY xx.xx. These are supplier revenues, not a published global market total. ([advantest.com](https://www.advantest.com/document/en/investors/ir-library/result/JE_BIZ_260128_slide.pdf))
   - Evidence informing base-year allocation inputs; displayed values and growth are calculated: Quarterly ship-to records calibrate the Americas destination proxy; equipment scope and regional subdivision remain modeled.
   - Evidence informing base-year allocation inputs; displayed values and growth are calculated: Quarterly Europe destination revenue constrains the European equipment-demand weight.
   - Evidence informing base-year allocation inputs; displayed values and growth are calculated: Country ship-to revenue provides the main calibration for Asia-Pacific concentration.
   - Evidence informing base-year allocation inputs; displayed values and growth are calculated: China deliveries constrain the base country equipment-demand proxy.
   - Evidence informing base-year allocation inputs; displayed values and growth are calculated: Korea deliveries constrain the base country equipment-demand proxy.
   - Evidence informing base-year allocation inputs; displayed values and growth are calculated: Japan deliveries constrain the base country equipment-demand proxy.
   - Evidence informing base-year allocation inputs; displayed values and growth are calculated: January-March memory revenue of JPY xx.xx supports the fiscal-to-calendar application-mix bridge.
5. Advantest - FY2026 First Quarter Financial Results Presentation, July 29, 2026
   - Evidence informing the 2026 market-value input; displayed series and growth include calculations: The presentation reports January-March 2026 SoC/memory revenues of JPY xx.xx/xx.xx and April-June revenues of JPY xx.xx/xx.xx. July guidance forecasts fiscal-2026 SoC/memory revenues of JPY xx.xx/xx.xx and supplies the fiscal-to-calendar bridge. Guidance is not realized revenue. ([advantest.com](https://www.advantest.com/document/en/investors/ir-library/result/JE_BIZ_260729_slide.pdf))
   - Evidence informing the 2040 market-value input; displayed series and growth include calculations: Current equipment revenue and company-specific capacity plans constrain the forecast starting point, not the assumed long-run growth rate or the 2040 result. ([advantest.com](https://www.advantest.com/document/en/investors/ir-library/result/JE_BIZ_260729_slide.pdf))
   - Evidence informing base-year allocation inputs; displayed values and growth are calculated: Rounded fiscal DRAM mixes are xx.xx% for FY2024 and xx.xx% for FY2025; FY2026 guidance is xx.xx%. Calendar conversion and co-primary deductions are modeled.
   - Evidence informing forecast-year allocation inputs; displayed values and growth are calculated: Rounded fiscal DRAM mixes are xx.xx% for FY2024 and xx.xx% for FY2025; FY2026 guidance is xx.xx%. Calendar conversion and co-primary deductions are modeled.

6. Teradyne, Inc. - Form 10-K for the Year Ended December 31, 2025
   - Evidence informing the 2023 market-value input; displayed series and growth include calculations: The revenue-disaggregation table reports 2023 point-in-time SoC revenue of USD xx.xx and memory revenue of USD xx.xx. Replacement parts require a further modeled deduction. ([investors.teradyne.com](https://investors.teradyne.com/sec-filings/all-sec-filings/content/xx.xx-xx.xx-xx.xx/xx.xx-xx.xx-xx.xx.pdf))
   - Evidence informing the 2024 market-value input; displayed series and growth include calculations: The filing reports 2024 point-in-time SoC revenue of USD xx.xx and memory revenue of USD xx.xx separately from over-time revenue and IST. ([investors.teradyne.com](https://investors.teradyne.com/sec-filings/all-sec-filings/content/xx.xx-xx.xx-xx.xx/xx.xx-xx.xx-xx.xx.pdf))
   - Evidence informing the 2025 market-value input; displayed series and growth include calculations: The filing reports 2025 point-in-time SoC revenue of USD xx.xx and memory revenue of USD xx.xx. Point-in-time recognition includes products and replacement parts and is therefore an equipment proxy rather than an exact complete-system subtotal. ([investors.teradyne.com](https://investors.teradyne.com/sec-filings/all-sec-filings/content/xx.xx-xx.xx-xx.xx/xx.xx-xx.xx-xx.xx.pdf))
   - Evidence informing base-year allocation inputs; displayed values and growth are calculated: Customer-site geography and broader revenue disclosures support the scoped national destination bridge.
   - Evidence informing base-year allocation inputs; displayed values and growth are calculated: Customer-site attribution distinguishes receiving locations from specifying customer headquarters.
   - Evidence informing base-year allocation inputs; displayed values and growth are calculated: Europe revenue requires a substantial modeled exclusion of adjacent businesses and services.
   - Evidence informing base-year allocation inputs; displayed values and growth are calculated: Disclosed Asian customer-site revenues constrain the joint regional proxy.
   - Evidence informing base-year allocation inputs; displayed values and growth are calculated: The filing identifies DRAM/HBM commercial activity; it does not disclose the modeled annual DRAM configuration fraction.
7. Teradyne, Inc. - Form 10-Q for the Quarterly Period Ended June 28, 2026
   - Evidence informing the 2026 market-value input; displayed series and growth include calculations: First-half 2026 point-in-time revenue was USD xx.xx for SoC and USD xx.xx for memory. Comparable first-half 2025 amounts were USD xx.xx and USD xx.xx independently establishing strong realized growth before the modeled second half. ([investors.teradyne.com](https://investors.teradyne.com/sec-filings/all-sec-filings/content/xx.xx-xx.xx-xx.xx/xx.xx-xx.xx-xx.xx.pdf))
8. Cohu, Inc. - Form 10-K for the Fiscal Year Ended December 27, 2025
   - Evidence informing the 2023 market-value input; displayed series and growth include calculations: Cohu reports 2023 systems-semiconductor test and inspection revenue of USD xx.xx. Only an assumed complete-tester and eligible-device portion enters this market. ([sec.gov](https://www.sec.gov/Archives/edgar/data/xx.xx/xx.xx/cohu20251227_10k.htm))
   - Evidence informing the 2024 market-value input; displayed series and growth include calculations: Cohu reports 2024 systems-semiconductor test and inspection revenue of USD xx.xx separately from non-systems revenue. ([sec.gov](https://www.sec.gov/Archives/edgar/data/xx.xx/xx.xx/cohu20251227_10k.htm))
   - Evidence informing the 2025 market-value input; displayed series and growth include calculations: Cohu reports 2025 systems-semiconductor test and inspection revenue of USD xx.xx. Automation, inspection, interfaces and recurring services prevent attribution of the whole company to SoC testers. ([sec.gov](https://www.sec.gov/Archives/edgar/data/xx.xx/xx.xx/cohu20251227_10k.htm))
   - Evidence informing base-year allocation inputs; displayed values and growth are calculated: Asian destination disclosures provide an independent supplier cross-check on regional concentration.

9. Hangzhou Changchuan Technology Co., Ltd. - 2025 Annual Report

· Evidence informing the 2024 market-value input; displayed series and growth include calculations: The product table reports 2024 tester revenue of CNY xx.xx, distinct from handlers and other products. Its SoC-eligible portion remains modeled. ([static.cninfo.com.cn](https://static.cninfo.com.cn/finalpage/2026-xx.xx-xx.xx/xx.xx.PDF))

· Evidence informing the 2025 market-value input; displayed series and growth include calculations: The product table reports 2025 tester revenue of CNY xx.xx. The filing's broader analog and digital portfolio requires a scope adjustment rather than inclusion of all tester revenue. ([static.cninfo.com.cn](https://static.cninfo.com.cn/finalpage/2026-xx.xx-xx.xx/xx.xx.PDF))

10. YC Corporation - Business Report for the Year Ended December 31, 2025

· Evidence informing the 2023 market-value input; displayed series and growth include calculations: The sales table reports KRW xx.xx for the 2023 memory-wafer-tester, semiconductor-equipment, parts, modification and related category. Complete-equipment attribution requires a deduction. ([kind.krx.co.kr](https://kind.krx.co.kr/external/2026/xx.xx/xx.xx/xx.xx/xx.xx/xx.xx.htm))

· Evidence informing the 2024 market-value input; displayed series and growth include calculations: The comparable 2024 category revenue is KRW xx.xx, not an independently isolated complete-tester total. ([kind.krx.co.kr](https://kind.krx.co.kr/external/2026/xx.xx/xx.xx/xx.xx/xx.xx/xx.xx.htm))

· Evidence informing the 2025 market-value input; displayed series and growth include calculations: The comparable 2025 category revenue is KRW xx.xx. Parts, modifications and other equipment remain a material scope uncertainty. ([kind.krx.co.kr](https://kind.krx.co.kr/external/2026/xx.xx/xx.xx/xx.xx/xx.xx/xx.xx.htm))

· Evidence informing base-year allocation inputs; displayed values and growth are calculated: The company's own business description establishes DRAM equipment activity; the assumed xx.xx% allocation is not disclosed.

11. Chroma ESG - About Chroma: 2025 Group Financial and Operating Profile

· Evidence informing the 2025 market-value input; displayed series and growth include calculations: Chroma's own disclosure states 2025 group consolidated revenue of USD xx.xx. This broad corporate amount constrains, but does not directly measure, its eligible complete-SoC-tester revenue. ([csr.chromaate.com](https://csr.chromaate.com/en/esg-en/green-chroma-en/brand-en))

12. Chroma ESG - Green Revenue and Financial Performance, 2025

· Evidence informing the 2024 market-value input; displayed series and growth include calculations: Chroma reports 2025 consolidated revenue growth of xx.xx%. The model uses this company growth rate to backcast its small 2024 scoped revenue budget at a constant conversion basis, not as an observed 2024 tester subtotal. ([csr.chromaate.com](https://csr.chromaate.com/en/esg-en/green-chroma-en/green-revenue-en))

· Evidence informing the 2025 market-value input; displayed series and growth include calculations: The disclosure distinguishes broad measurement products and SLT demand, reinforcing the need to exclude unrelated corporate revenue from the SoC/memory tester estimate. ([csr.chromaate.com](https://csr.chromaate.com/en/esg-en/green-chroma-en/green-revenue-en))

13. Federal Reserve Board - Foreign Exchange Rates, G.5A, January 5, 2026

· Evidence informing the 2023 market-value input; displayed series and growth include calculations: The official annual-average exchange-rate release supplies the currency-conversion benchmark; the model uses JPY xx.xx per USD for its large calendar-2023 Japanese revenue anchor and an explicitly rounded KRW conversion for the smaller Korean budget. ([fred.stlouisfed.org](https://fred.stlouisfed.org/series/AEXJPUS/))

· Evidence informing the 2024 market-value input; displayed series and growth include calculations: The model uses JPY xx.xx per USD for calendar 2024; small CNY and KRW budgets use disclosed approximate conversion assumptions close to the official annual averages. ([fred.stlouisfed.org](https://fred.stlouisfed.org/series/AEXJPUS/))

· Evidence informing the 2025 market-value input; displayed series and growth include calculations: The model uses JPY xx.xx per USD for calendar 2025. CNY xx.xx and KRW xx.xx per USD are rounded modeling conventions, not the release's exact observations. ([fred.stlouisfed.org](https://fred.stlouisfed.org/series/AEXJPUS/))

14. SEMI - 2018 Global Semiconductor Equipment Sales Jump to Record USD 64.5 Billion
    - Evidence informing the 2017 market-value input; displayed series and growth include calculations: The association's member-billings release reports xx.xx% growth in total test equipment sales in 2018. Its inverse supplies the 2017 historical proxy; it is not a direct observation of the narrower captured market. ([www1.semi.org](https://www1.semi.org/en/2018-global-semiconductor-equipment-sales-jump-record-xx.xx-billion))
    - Evidence informing the 2018 market-value input; displayed series and growth include calculations: The release reports approximately USD xx.xx of total semiconductor-equipment sales in 2018, used only with the 2019 equipment total as a disclosed broad-cycle proxy. ([www1.semi.org](https://www1.semi.org/en/2018-global-semiconductor-equipment-sales-jump-record-xx.xx-billion))
15. SEMI - 2020 Global Semiconductor Equipment Sales Surge 19% to Industry Record USD 71.2 Billion
    - Evidence informing the 2018 market-value input; displayed series and growth include calculations: The release reports 2019 total equipment billings of USD xx.xx. Relative to the published approximate 2018 total, this supplies a broad-equipment downturn proxy, not an observed SoC/memory tester growth rate. ([semi.org](https://www.semi.org/en/news-media-press/semi-press-releases/annual-global-semiconductor-equipment-sales))
    - Evidence informing the 2019 market-value input; displayed series and growth include calculations: Reported 2020 total-test-equipment growth of xx.xx% supplies the inverse bridge into 2019. ([semi.org](https://www.semi.org/en/news-media-press/semi-press-releases/annual-global-semiconductor-equipment-sales))
    - Evidence informing the 2020 market-value input; displayed series and growth include calculations: The association's member-submitted billings dataset reports xx.xx% total-test-equipment growth in 2020, used as a historical demand-cycle proxy. ([semi.org](https://www.semi.org/en/news-media-press/semi-press-releases/annual-global-semiconductor-equipment-sales))
16. SEMI - 2021 Global Semiconductor Equipment Sales Surge 44% to Industry Record USD 102.6 Billion
    - Evidence informing the 2020 market-value input; displayed series and growth include calculations: Reported total-test-equipment sales growth of xx.xx% in 2021 supports the inverse bridge from the 2021 estimate to 2020. ([semi.org](https://www.semi.org/en/news-media-press-releases/semi-press-releases/2021-global-semiconductor-equipment-sales-surge-xx.xx%xx.xx-to-industry-record-%xx.xx-billion-semi-reports))
    - Evidence informing the 2021 market-value input; displayed series and growth include calculations: The xx.xx% test-equipment increase is a member-billings observation for a broader equipment class, not the final market value returned here. ([semi.org](https://www.semi.org/en/news-media-press-releases/semi-press-releases/2021-global-semiconductor-equipment-sales-surge-xx.xx%xx.xx-to-industry-record-%xx.xx-billion-semi-reports))
17. SEMI - Global Semiconductor Equipment Billings Reach Industry Record USD 107.6 Billion in 2022
    - Evidence informing the 2021 market-value input; displayed series and growth include calculations: The release reports a xx.xx% contraction in total-test-equipment billings in 2022, supporting the inverse historical bridge into 2021. ([semi.org](https://www.semi.org/en/news-media-press-releases/semi-press-releases/global-semiconductor-equipment-billings-reach-industry-record-%xx.xx-billion-in-2022-semi-reports))
18. SEMI - Global Semiconductor Equipment Billings Slip to USD 106.3 Billion in 2023
    - Evidence informing the 2023 market-value input; displayed series and growth include calculations: The xx.xx% broader test-equipment decline supplies a historical-cycle constraint and one small-supplier backcast assumption, not the target-market level. ([semi.org](https://www.semi.org/en/news-media-press-releases/semi-press-releases/global-semiconductor-equipment-billings-slip-to-%xx.xx-billion-in-2023-semi-reports))
19. SEMI - Global Semiconductor Equipment Billings Surged to USD 117 Billion in 2024
    - Evidence informing the 2024 market-value input; displayed series and growth include calculations: Realized total-test-equipment billings increased xx.xx% in 2024. This independently checks the direction and approximate magnitude of the modeled target-market recovery without substituting the broader category for this market. ([semi.org](https://www.semi.org/en/semi-press-release/global-semiconductor-equipment-billings-surged-to-xx.xx-billion-dollars-in-2024-semi-reports))

20. SEMI - Global Semiconductor Equipment Billings Reached USD 135 Billion in 2025

· Evidence informing the 2025 market-value input; displayed series and growth include calculations: The association reports realized total-test-equipment billings growth of xx.xx% in 2025. The modeled target-market increase of approximately xx.xx% is directionally consistent; differing product boundaries prevent an exact reconciliation.
([semi.org](https://www.semi.org/en/SEMI-Reports-Global-Semiconductor-Equipment-Billings-Reached-xx.xx-Billion-in-2025))

21. Advantest - Annual Securities Report and Business Report for the Year Ended March 31, 2026

· Evidence informing the 2025 market-value input; displayed series and growth include calculations: Note xx.xx identifies customer operating leases of semiconductor test systems and JPY xx.xx of future payments receivable at March xx.xx 2025. This establishes a small supplier-specific leasing activity, not annual global leasing revenue.
([advantest.com](https://www.advantest.com/document/en/investors/ir-library/report/IR_SecuritiesandBusinesReport_84th_en.pdf))

· Evidence informing the 2026 market-value input; displayed series and growth include calculations: Future customer lease payments receivable were JPY xx.xx at March xx.xx 2026; disclosed terms were one to three years and noncancelable. These figures qualify any assumption that OEM leasing is necessarily large or offers flexible exit.
([advantest.com](https://www.advantest.com/document/en/investors/ir-library/report/IR_SecuritiesandBusinesReport_84th_en.pdf))

22. Amkor Technology, Inc. - Form 10-K for the Year Ended December 31, 2025

· Evidence informing the 2025 market-value input; displayed series and growth include calculations: Amkor reports 2025 capital expenditures of USD xx.xx versus USD xx.xx in 2024, covering packaging, testing and facilities. The amount is a buyer-spending constraint, not tester-only spending.
([sec.gov](https://www.sec.gov/Archives/edgar/data/xx.xx/xx.xx/amkr-xx.xx.htm))

· Evidence informing the 2026 market-value input; displayed series and growth include calculations: The filing's USD xx.xx-xx.xx 2026 capital-expenditure expectation is primarily increased by Arizona construction. It cannot be treated as an equivalent tester award or annual tester-market increment.
([sec.gov](https://www.sec.gov/Archives/edgar/data/xx.xx/xx.xx/amkr-xx.xx.htm))

· Evidence informing the 2028 market-value input; displayed series and growth include calculations: Standardized tester investment, customer-consigned equipment and equipment-redeployment risks qualify the conversion from announced capacity projects to incremental tester purchases. No project investment is added directly to the 2028 forecast.
([sec.gov](https://www.sec.gov/Archives/edgar/data/xx.xx/xx.xx/amkr-xx.xx.htm))

· Evidence informing the 2029 market-value input; displayed series and growth include calculations: The buyer's broad spending and commitment disclosures support retaining procurement-conversion and reuse uncertainty rather than equating project completion with tester sales.
([sec.gov](https://www.sec.gov/Archives/edgar/data/xx.xx/xx.xx/amkr-xx.xx.htm))

· Evidence informing base-year allocation inputs; displayed values and growth are calculated: Location-specific property and equipment supports geographically distinct buyer pools, not direct annual tester spending.

· Evidence informing forecast-year allocation inputs; displayed values and growth are calculated: Location-specific property and equipment supports geographically distinct buyer pools, not direct annual tester spending.

· Evidence informing base-year allocation inputs; displayed values and growth are calculated: Korea operating assets corroborate local packaging and test activity without equating assets to annual equipment purchases.

23. Intel Corporation - Form 10-K for the Year Ended December 27, 2025

· Evidence informing forecast-year allocation inputs; displayed values and growth are calculated: Discontinued Germany expansion constrains the forecast; no canceled-project tester increment is included.

· Evidence informing forecast-year allocation inputs; displayed values and growth are calculated: Costa Rican consolidation is counterevidence to uniform Latin American equipment expansion.

24. Micron Technology, Inc. - Form 10-K for the Fiscal Year Ended August 28, 2025

· Evidence informing base-year allocation inputs; displayed values and growth are calculated: India's disclosed component assembly/test location supports the base procurement pipeline, not a reported spending amount.

25. Micron - Celebrates Opening of India's First Semiconductor Assembly and Test Facility, February 28, 2026
    - Evidence informing forecast-year allocation inputs; displayed values and growth are calculated: Commercial commencement and aggregate shipment expectations support a post-2025 expansion premise; they do not measure tester expenditure.
26. Amkor - Announces Phase 2 of Arizona Advanced Packaging and Test Campus, September 8, 2026
    - Evidence informing forecast-year allocation inputs; displayed values and growth are calculated: Phase-two construction and completion expectations support delayed procurement conversion, not a 2025 equipment award.
27. NIST - Appendix: The CHIPS Program Office Vision for Success, Two Years Later, January 2025
    - Evidence informing forecast-year allocation inputs; displayed values and growth are calculated: Device-manufacturing and packaging project locations constrain the national expansion opportunity; award ceilings are not tester spending.
28. Chips Joint Undertaking - EU Strengthens Semiconductor Sovereignty with Pilot Lines and Competence Centres, April 2025
    - Evidence informing base-year allocation inputs; displayed values and growth are calculated: Selection of xx.xx competence centres across xx.xx countries supports broad research access, not equal local tester purchases.
    - Evidence informing forecast-year allocation inputs; displayed values and growth are calculated: Selection of xx.xx competence centres across xx.xx countries supports broad research access, not equal local tester purchases.
29. HT Micron - Quality Management and Brazilian Operating Scope
    - Evidence informing base-year allocation inputs; displayed values and growth are calculated: Company disclosure establishes Brazilian semiconductor encapsulation and testing activity, but not tester-only expenditure.
    - Evidence informing forecast-year allocation inputs; displayed values and growth are calculated: Company disclosure establishes Brazilian semiconductor encapsulation and testing activity, but not tester-only expenditure.
30. NXP Semiconductors - 2025 Annual Report and Financial Statements
    - Evidence informing base-year allocation inputs; displayed values and growth are calculated: Disclosed China back-end activity supports a local equipment-purchaser pool.
    - Evidence informing forecast-year allocation inputs; displayed values and growth are calculated: Disclosed China back-end activity supports a local equipment-purchaser pool.
31. Brazil MDIC - Complexo Eletroeletrônico e de Semicondutores
    - Evidence informing forecast-year allocation inputs; displayed values and growth are calculated: Brasil Semicon is national policy context; its overview does not establish a particular eligible tester purchase or fiscal benefit.
32. Advantest - T5503HS2 Memory Test System
    - Evidence informing base-year allocation inputs; displayed values and growth are calculated: DRAM/HBM product positioning establishes category mapping; the documented installed-T5503 upgrade path supports retaining upgrade-substitution uncertainty rather than assuming universal replacement.
    - Evidence informing forecast-year allocation inputs; displayed values and growth are calculated: DRAM/HBM product positioning establishes category mapping; the documented installed-T5503 upgrade path supports retaining upgrade-substitution uncertainty rather than assuming universal replacement.

7.2.2. Nonvolatile Memory Testers

Table 16. Global SoC & Memory Semiconductor Tester Market Size, by Nonvolatile Memory Testers, by Region, 2017-2040 (USD Million)

Region	2017	2024	2025	2026	2027	2032	2040	CAGR (%)
Africa	xx.xx	xx.xx	xx.xx	xx.xx	xx.xx	xx.xx	xx.xx	xx.xx
Asia-Pacific	xx.xx	xx.xx	xx.xx	xx.xx	xx.xx	xx.xx	xx.xx	xx.xx
Europe	xx.xx	xx.xx	xx.xx	xx.xx	xx.xx	xx.xx	xx.xx	xx.xx
Latin America	xx.xx	xx.xx	xx.xx	xx.xx	xx.xx	xx.xx	xx.xx	xx.xx
Middle East	xx.xx	xx.xx	xx.xx	xx.xx	xx.xx	xx.xx	xx.xx	xx.xx
North America	xx.xx	xx.xx	xx.xx	xx.xx	xx.xx	xx.xx	xx.xx	xx.xx
Total	**xx.xx**	**xx.xx**	**xx.xx**	**xx.xx**	**xx.xx**	**xx.xx**	**xx.xx**	**xx.xx**

Table 17. Global SoC & Memory Semiconductor Tester Market Size, by Nonvolatile Memory Testers, by Group, 2017-2040 (USD Million)

Group	2017	2024	2025	2026	2027	2032	2040	CAGR (%)
ASEAN	xx.xx	xx.xx	xx.xx	xx.xx	xx.xx	xx.xx	xx.xx	xx.xx
BRICS	xx.xx	xx.xx	xx.xx	xx.xx	xx.xx	xx.xx	xx.xx	xx.xx
European Union	xx.xx	xx.xx	xx.xx	xx.xx	xx.xx	xx.xx	xx.xx	xx.xx
G7	xx.xx	xx.xx	xx.xx	xx.xx	xx.xx	xx.xx	xx.xx	xx.xx
GCC	xx.xx	xx.xx	xx.xx	xx.xx	xx.xx	xx.xx	xx.xx	xx.xx
NATO	xx.xx	xx.xx	xx.xx	xx.xx	xx.xx	xx.xx	xx.xx	xx.xx

Table 18. Global SoC & Memory Semiconductor Tester Market Size, by Nonvolatile Memory Testers, by Country, 2017-2040 (USD Million)

Country	2017	2024	2025	2026	2027	2032	2040	CAGR (%)
Australia	xx.xx	xx.xx	xx.xx	xx.xx	xx.xx	xx.xx	xx.xx	xx.xx
Brazil	xx.xx	xx.xx	xx.xx	xx.xx	xx.xx	xx.xx	xx.xx	xx.xx
Canada	xx.xx	xx.xx	xx.xx	xx.xx	xx.xx	xx.xx	xx.xx	xx.xx
China	xx.xx	xx.xx	xx.xx	xx.xx	xx.xx	xx.xx	xx.xx	xx.xx
France	xx.xx	xx.xx	xx.xx	xx.xx	xx.xx	xx.xx	xx.xx	xx.xx
Germany	xx.xx	xx.xx	xx.xx	xx.xx	xx.xx	xx.xx	xx.xx	xx.xx
India	xx.xx	xx.xx	xx.xx	xx.xx	xx.xx	xx.xx	xx.xx	xx.xx
Italy	xx.xx	xx.xx	xx.xx	xx.xx	xx.xx	xx.xx	xx.xx	xx.xx
Japan	xx.xx	xx.xx	xx.xx	xx.xx	xx.xx	xx.xx	xx.xx	xx.xx
Mexico	xx.xx	xx.xx	xx.xx	xx.xx	xx.xx	xx.xx	xx.xx	xx.xx
Russia	xx.xx	xx.xx	xx.xx	xx.xx	xx.xx	xx.xx	xx.xx	xx.xx
South Korea	xx.xx	xx.xx	xx.xx	xx.xx	xx.xx	xx.xx	xx.xx	xx.xx
Spain	xx.xx	xx.xx	xx.xx	xx.xx	xx.xx	xx.xx	xx.xx	xx.xx
United Kingdom	xx.xx	xx.xx	xx.xx	xx.xx	xx.xx	xx.xx	xx.xx	xx.xx
United States	xx.xx	xx.xx	xx.xx	xx.xx	xx.xx	xx.xx	xx.xx	xx.xx
Others	xx.xx	xx.xx	xx.xx	xx.xx	xx.xx	xx.xx	xx.xx	xx.xx
Total	**xx.xx**	**xx.xx**	**xx.xx**	**xx.xx**	**xx.xx**	**xx.xx**	**xx.xx**	**xx.xx**

Sources & Evidence

1. WSTS Product Classification 2021

   · Taxonomy evidence: Non-flash EEPROM and nonvolatile RAM are explicitly recognized alongside flash and ROM/EPROM classifications, supporting a nonvolatile target grouping broader than flash alone. ([semiconductors.org](https://www.semiconductors.org/wp-content/uploads/2021/xx.xx/Product_Classification_2021.pdf))

   · Taxonomy evidence: Separate flash and ROM/EPROM product groups provide device-class anchors for the analytically consolidated nonvolatile-memory tester family; the document does not itself define that equipment grouping.

2. Magnum 2 | Memory Test Solution from Teradyne

   · Taxonomy evidence: The product is offered for nonvolatile memories and expressly lists NOR and NAND flash applications.

3. T5835 | Memory Test Systems | ADVANTEST CORPORATION

   · Taxonomy evidence: The same complete-system offering expressly addresses NAND flash memory ICs, corroborating an in-scope nonvolatile-memory application.

4. Advantest - FY2024 Consolidated Financial Results Presentation, April 25, 2025
   - Evidence informing the 2023 market-value input; displayed series and growth include calculations: Quarterly product-revenue disclosures support calendar-2023 totals of JPY xx.xx for SoC testers and JPY xx.xx for memory testers, before modeled scope adjustments. ([advantest.com](https://www.advantest.com/document/en/investors/ir-library/result/JE_BIZ_250425_slide.pdf))
   - Evidence informing the 2024 market-value input; displayed series and growth include calculations: Quarterly product-revenue disclosures support calendar-2024 totals of JPY xx.xx for SoC testers and JPY xx.xx for memory testers; handling, services and system-level testing are disclosed separately. ([advantest.com](https://www.advantest.com/document/en/investors/ir-library/result/JE_BIZ_250425_slide.pdf))
5. Advantest - FY2025 Third Quarter Financial Results Presentation, January 28, 2026
   - Evidence informing the 2025 market-value input; displayed series and growth include calculations: The disclosed January-March 2025 quarter and April-December 2025 quarters produce calendar-2025 SoC tester revenue of JPY xx.xx and memory tester revenue of JPY xx.xx. These are supplier revenues, not a published global market total. ([advantest.com](https://www.advantest.com/document/en/investors/ir-library/result/JE_BIZ_260128_slide.pdf))
   - Evidence informing base-year allocation inputs; displayed values and growth are calculated: Quarterly ship-to records calibrate the Americas destination proxy; equipment scope and regional subdivision remain modeled.
   - Evidence informing base-year allocation inputs; displayed values and growth are calculated: Quarterly Europe destination revenue constrains the European equipment-demand weight.
   - Evidence informing base-year allocation inputs; displayed values and growth are calculated: Country ship-to revenue provides the main calibration for Asia-Pacific concentration.
   - Evidence informing base-year allocation inputs; displayed values and growth are calculated: China deliveries constrain the base country equipment-demand proxy.
   - Evidence informing base-year allocation inputs; displayed values and growth are calculated: Korea deliveries constrain the base country equipment-demand proxy.
   - Evidence informing base-year allocation inputs; displayed values and growth are calculated: Japan deliveries constrain the base country equipment-demand proxy.
6. Advantest - FY2026 First Quarter Financial Results Presentation, July 29, 2026
   - Evidence informing the 2026 market-value input; displayed series and growth include calculations: The presentation reports January-March 2026 SoC/memory revenues of JPY xx.xx/xx.xx and April-June revenues of JPY xx.xx/xx.xx. July guidance forecasts fiscal-2026 SoC/memory revenues of JPY xx.xx/xx.xx and supplies the fiscal-to-calendar bridge. Guidance is not realized revenue. ([advantest.com](https://www.advantest.com/document/en/investors/ir-library/result/JE_BIZ_260729_slide.pdf))
   - Evidence informing the 2040 market-value input; displayed series and growth include calculations: Current equipment revenue and company-specific capacity plans constrain the forecast starting point, not the assumed long-run growth rate or the 2040 result. ([advantest.com](https://www.advantest.com/document/en/investors/ir-library/result/JE_BIZ_260729_slide.pdf))
   - Evidence informing base-year allocation inputs; displayed values and growth are calculated: Corresponding nonvolatile mixes are xx.xx%, xx.xx% and guided xx.xx%, qualifying an exclusively DRAM-led outlook without verifying future global shares.
   - Evidence informing forecast-year allocation inputs; displayed values and growth are calculated: Corresponding nonvolatile mixes are xx.xx%, xx.xx% and guided xx.xx%, qualifying an exclusively DRAM-led outlook without verifying future global shares.

7. Teradyne, Inc. - Form 10-K for the Year Ended December 31, 2025
   - Evidence informing the 2023 market-value input; displayed series and growth include calculations: The revenue-disaggregation table reports 2023 point-in-time SoC revenue of USD xx.xx and memory revenue of USD xx.xx. Replacement parts require a further modeled deduction. ([investors.teradyne.com](https://investors.teradyne.com/sec-filings/all-sec-filings/content/xx.xx-xx.xx-xx.xx/xx.xx-xx.xx-xx.xx.pdf))
   - Evidence informing the 2024 market-value input; displayed series and growth include calculations: The filing reports 2024 point-in-time SoC revenue of USD xx.xx and memory revenue of USD xx.xx separately from over-time revenue and IST. ([investors.teradyne.com](https://investors.teradyne.com/sec-filings/all-sec-filings/content/xx.xx-xx.xx-xx.xx/xx.xx-xx.xx-xx.xx.pdf))
   - Evidence informing the 2025 market-value input; displayed series and growth include calculations: The filing reports 2025 point-in-time SoC revenue of USD xx.xx and memory revenue of USD xx.xx. Point-in-time recognition includes products and replacement parts and is therefore an equipment proxy rather than an exact complete-system subtotal. ([investors.teradyne.com](https://investors.teradyne.com/sec-filings/all-sec-filings/content/xx.xx-xx.xx-xx.xx/xx.xx-xx.xx-xx.xx.pdf))
   - Evidence informing base-year allocation inputs; displayed values and growth are calculated: Customer-site geography and broader revenue disclosures support the scoped national destination bridge.
   - Evidence informing base-year allocation inputs; displayed values and growth are calculated: Customer-site attribution distinguishes receiving locations from specifying customer headquarters.
   - Evidence informing base-year allocation inputs; displayed values and growth are calculated: Europe revenue requires a substantial modeled exclusion of adjacent businesses and services.
   - Evidence informing base-year allocation inputs; displayed values and growth are calculated: Disclosed Asian customer-site revenues constrain the joint regional proxy.
   - Evidence informing base-year allocation inputs; displayed values and growth are calculated: Magnum flash-memory activity supports nonvolatile category participation, not the assumed annual sales fraction.
8. Teradyne, Inc. - Form 10-Q for the Quarterly Period Ended June 28, 2026
   - Evidence informing the 2026 market-value input; displayed series and growth include calculations: First-half 2026 point-in-time revenue was USD xx.xx for SoC and USD xx.xx for memory. Comparable first-half 2025 amounts were USD xx.xx and USD xx.xx independently establishing strong realized growth before the modeled second half. ([investors.teradyne.com](https://investors.teradyne.com/sec-filings/all-sec-filings/content/xx.xx-xx.xx-xx.xx/xx.xx-xx.xx-xx.xx.pdf))
9. Cohu, Inc. - Form 10-K for the Fiscal Year Ended December 27, 2025
   - Evidence informing the 2023 market-value input; displayed series and growth include calculations: Cohu reports 2023 systems-semiconductor test and inspection revenue of USD xx.xx. Only an assumed complete-tester and eligible-device portion enters this market. ([sec.gov](https://www.sec.gov/Archives/edgar/data/xx.xx/xx.xx/cohu20251227_10k.htm))
   - Evidence informing the 2024 market-value input; displayed series and growth include calculations: Cohu reports 2024 systems-semiconductor test and inspection revenue of USD xx.xx separately from non-systems revenue. ([sec.gov](https://www.sec.gov/Archives/edgar/data/xx.xx/xx.xx/cohu20251227_10k.htm))
   - Evidence informing the 2025 market-value input; displayed series and growth include calculations: Cohu reports 2025 systems-semiconductor test and inspection revenue of USD xx.xx. Automation, inspection, interfaces and recurring services prevent attribution of the whole company to SoC testers. ([sec.gov](https://www.sec.gov/Archives/edgar/data/xx.xx/xx.xx/cohu20251227_10k.htm))
   - Evidence informing base-year allocation inputs; displayed values and growth are calculated: Asian destination disclosures provide an independent supplier cross-check on regional concentration.

10. Hangzhou Changchuan Technology Co., Ltd. - 2025 Annual Report
    - Evidence informing the 2024 market-value input; displayed series and growth include calculations: The product table reports 2024 tester revenue of CNY xx.xx, distinct from handlers and other products. Its SoC-eligible portion remains modeled. ([static.cninfo.com.cn](https://static.cninfo.com.cn/finalpage/2026-xx.xx-xx.xx/xx.xx.PDF))
    - Evidence informing the 2025 market-value input; displayed series and growth include calculations: The product table reports 2025 tester revenue of CNY xx.xx. The filing's broader analog and digital portfolio requires a scope adjustment rather than inclusion of all tester revenue. ([static.cninfo.com.cn](https://static.cninfo.com.cn/finalpage/2026-xx.xx-xx.xx/xx.xx.PDF))
11. YC Corporation - Business Report for the Year Ended December 31, 2025
    - Evidence informing the 2023 market-value input; displayed series and growth include calculations: The sales table reports KRW xx.xx for the 2023 memory-wafer-tester, semiconductor-equipment, parts, modification and related category. Complete-equipment attribution requires a deduction. ([kind.krx.co.kr](https://kind.krx.co.kr/external/2026/xx.xx/xx.xx/xx.xx/xx.xx/xx.xx.htm))
    - Evidence informing the 2024 market-value input; displayed series and growth include calculations: The comparable 2024 category revenue is KRW xx.xx, not an independently isolated complete-tester total. ([kind.krx.co.kr](https://kind.krx.co.kr/external/2026/xx.xx/xx.xx/xx.xx/xx.xx/xx.xx.htm))
    - Evidence informing the 2025 market-value input; displayed series and growth include calculations: The comparable 2025 category revenue is KRW xx.xx. Parts, modifications and other equipment remain a material scope uncertainty. ([kind.krx.co.kr](https://kind.krx.co.kr/external/2026/xx.xx/xx.xx/xx.xx/xx.xx/xx.xx.htm))
    - Evidence informing base-year allocation inputs; displayed values and growth are calculated: NAND equipment participation establishes the nonvolatile commercial mapping; the assumed xx.xx% allocation is not an observed split.
12. Chroma ESG - About Chroma: 2025 Group Financial and Operating Profile
    - Evidence informing the 2025 market-value input; displayed series and growth include calculations: Chroma's own disclosure states 2025 group consolidated revenue of USD xx.xx. This broad corporate amount constrains, but does not directly measure, its eligible complete-SoC-tester revenue. ([csr.chromaate.com](https://csr.chromaate.com/en/esg-en/green-chroma-en/brand-en))
13. Chroma ESG - Green Revenue and Financial Performance, 2025
    - Evidence informing the 2024 market-value input; displayed series and growth include calculations: Chroma reports 2025 consolidated revenue growth of xx.xx%. The model uses this company growth rate to backcast its small 2024 scoped revenue budget at a constant conversion basis, not as an observed 2024 tester subtotal. ([csr.chromaate.com](https://csr.chromaate.com/en/esg-en/green-chroma-en/green-revenue-en))
    - Evidence informing the 2025 market-value input; displayed series and growth include calculations: The disclosure distinguishes broad measurement products and SLT demand, reinforcing the need to exclude unrelated corporate revenue from the SoC/memory tester estimate. ([csr.chromaate.com](https://csr.chromaate.com/en/esg-en/green-chroma-en/green-revenue-en))
14. Federal Reserve Board - Foreign Exchange Rates, G.5A, January 5, 2026
    - Evidence informing the 2023 market-value input; displayed series and growth include calculations: The official annual-average exchange-rate release supplies the currency-conversion benchmark; the model uses JPY xx.xx per USD for its large calendar-2023 Japanese revenue anchor and an explicitly rounded KRW conversion for the smaller Korean budget. ([fred.stlouisfed.org](https://fred.stlouisfed.org/series/AEXJPUS/))
    - Evidence informing the 2024 market-value input; displayed series and growth include calculations: The model uses JPY xx.xx per USD for calendar 2024; small CNY and KRW budgets use disclosed approximate conversion assumptions close to the official annual averages. ([fred.stlouisfed.org](https://fred.stlouisfed.org/series/AEXJPUS/))
    - Evidence informing the 2025 market-value input; displayed series and growth include calculations: The model uses JPY xx.xx per USD for calendar 2025. CNY xx.xx and KRW xx.xx per USD are rounded modeling conventions, not the release's exact observations. ([fred.stlouisfed.org](https://fred.stlouisfed.org/series/AEXJPUS/))

15. SEMI - 2018 Global Semiconductor Equipment Sales Jump to Record USD 64.5 Billion

    · Evidence informing the 2017 market-value input; displayed series and growth include calculations: The association's member-billings release reports xx.xx% growth in total test equipment sales in 2018. Its inverse supplies the 2017 historical proxy; it is not a direct observation of the narrower captured market. ([www1.semi.org](https://www1.semi.org/en/2018-global-semiconductor-equipment-sales-jump-record-xx.xx-billion))

    · Evidence informing the 2018 market-value input; displayed series and growth include calculations: The release reports approximately USD xx.xx of total semiconductor-equipment sales in 2018, used only with the 2019 equipment total as a disclosed broad-cycle proxy. ([www1.semi.org](https://www1.semi.org/en/2018-global-semiconductor-equipment-sales-jump-record-xx.xx-billion))

16. SEMI - 2020 Global Semiconductor Equipment Sales Surge 19% to Industry Record USD 71.2 Billion

    · Evidence informing the 2018 market-value input; displayed series and growth include calculations: The release reports 2019 total equipment billings of USD xx.xx. Relative to the published approximate 2018 total, this supplies a broad-equipment downturn proxy, not an observed SoC/memory tester growth rate. ([semi.org](https://www.semi.org/en/news-media-press/semi-press-releases/annual-global-semiconductor-equipment-sales))

    · Evidence informing the 2019 market-value input; displayed series and growth include calculations: Reported 2020 total-test-equipment growth of xx.xx% supplies the inverse bridge into 2019. ([semi.org](https://www.semi.org/en/news-media-press/semi-press-releases/annual-global-semiconductor-equipment-sales))

    · Evidence informing the 2020 market-value input; displayed series and growth include calculations: The association's member-submitted billings dataset reports xx.xx% total-test-equipment growth in 2020, used as a historical demand-cycle proxy. ([semi.org](https://www.semi.org/en/news-media-press/semi-press-releases/annual-global-semiconductor-equipment-sales))

17. SEMI - 2021 Global Semiconductor Equipment Sales Surge 44% to Industry Record USD 102.6 Billion

    · Evidence informing the 2020 market-value input; displayed series and growth include calculations: Reported total-test-equipment sales growth of xx.xx% in 2021 supports the inverse bridge from the 2021 estimate to 2020. ([semi.org](https://www.semi.org/en/news-media-press-releases/semi-press-releases/2021-global-semiconductor-equipment-sales-surge-xx.xx%xx.xx-to-industry-record-%xx.xx-billion-semi-reports))

    · Evidence informing the 2021 market-value input; displayed series and growth include calculations: The xx.xx% test-equipment increase is a member-billings observation for a broader equipment class, not the final market value returned here. ([semi.org](https://www.semi.org/en/news-media-press-releases/semi-press-releases/2021-global-semiconductor-equipment-sales-surge-xx.xx%xx.xx-to-industry-record-%xx.xx-billion-semi-reports))

18. SEMI - Global Semiconductor Equipment Billings Reach Industry Record USD 107.6 Billion in 2022

    · Evidence informing the 2021 market-value input; displayed series and growth include calculations: The release reports a xx.xx% contraction in total-test-equipment billings in 2022, supporting the inverse historical bridge into 2021. ([semi.org](https://www.semi.org/en/news-media-press-releases/semi-press-releases/global-semiconductor-equipment-billings-reach-industry-record-%xx.xx-billion-in-2022-semi-reports))

19. SEMI - Global Semiconductor Equipment Billings Slip to USD 106.3 Billion in 2023

    · Evidence informing the 2023 market-value input; displayed series and growth include calculations: The xx.xx% broader test-equipment decline supplies a historical-cycle constraint and one small-supplier backcast assumption, not the target-market level. ([semi.org](https://www.semi.org/en/news-media-press-releases/semi-press-releases/global-semiconductor-equipment-billings-slip-to-%xx.xx-billion-in-2023-semi-reports))

20. SEMI - Global Semiconductor Equipment Billings Surged to USD 117 Billion in 2024

    · Evidence informing the 2024 market-value input; displayed series and growth include calculations: Realized total-test-equipment billings increased xx.xx% in 2024. This independently checks the direction and approximate magnitude of the modeled target-market recovery without substituting the broader category for this market. ([semi.org](https://www.semi.org/en/semi-press-release/global-semiconductor-equipment-billings-surged-to-xx.xx-billion-dollars-in-2024-semi-reports))

21. SEMI - Global Semiconductor Equipment Billings Reached USD 135 Billion in 2025

· Evidence informing the 2025 market-value input; displayed series and growth include calculations: The association reports realized total-test-equipment billings growth of xx.xx% in 2025. The modeled target-market increase of approximately xx.xx% is directionally consistent; differing product boundaries prevent an exact reconciliation.
([semi.org](https://www.semi.org/en/SEMI-Reports-Global-Semiconductor-Equipment-Billings-Reached-xx.xx-Billion-in-2025))

22. Advantest - Annual Securities Report and Business Report for the Year Ended March 31, 2026

· Evidence informing the 2025 market-value input; displayed series and growth include calculations: Note xx.xx identifies customer operating leases of semiconductor test systems and JPY xx.xx of future payments receivable at March xx.xx 2025. This establishes a small supplier-specific leasing activity, not annual global leasing revenue.
([advantest.com](https://www.advantest.com/document/en/investors/ir-library/report/IR_SecuritiesandBusinesReport_84th_en.pdf))

· Evidence informing the 2026 market-value input; displayed series and growth include calculations: Future customer lease payments receivable were JPY xx.xx at March xx.xx 2026; disclosed terms were one to three years and noncancelable. These figures qualify any assumption that OEM leasing is necessarily large or offers flexible exit.
([advantest.com](https://www.advantest.com/document/en/investors/ir-library/report/IR_SecuritiesandBusinesReport_84th_en.pdf))

23. Amkor Technology, Inc. - Form 10-K for the Year Ended December 31, 2025

· Evidence informing the 2025 market-value input; displayed series and growth include calculations: Amkor reports 2025 capital expenditures of USD xx.xx versus USD xx.xx in 2024, covering packaging, testing and facilities. The amount is a buyer-spending constraint, not tester-only spending.
([sec.gov](https://www.sec.gov/Archives/edgar/data/xx.xx/xx.xx/amkr-xx.xx.htm))

· Evidence informing the 2026 market-value input; displayed series and growth include calculations: The filing's USD xx.xx-xx.xx 2026 capital-expenditure expectation is primarily increased by Arizona construction. It cannot be treated as an equivalent tester award or annual tester-market increment.
([sec.gov](https://www.sec.gov/Archives/edgar/data/xx.xx/xx.xx/amkr-xx.xx.htm))

· Evidence informing the 2028 market-value input; displayed series and growth include calculations: Standardized tester investment, customer-consigned equipment and equipment-redeployment risks qualify the conversion from announced capacity projects to incremental tester purchases. No project investment is added directly to the 2028 forecast.
([sec.gov](https://www.sec.gov/Archives/edgar/data/xx.xx/xx.xx/amkr-xx.xx.htm))

· Evidence informing the 2029 market-value input; displayed series and growth include calculations: The buyer's broad spending and commitment disclosures support retaining procurement-conversion and reuse uncertainty rather than equating project completion with tester sales.
([sec.gov](https://www.sec.gov/Archives/edgar/data/xx.xx/xx.xx/amkr-xx.xx.htm))

· Evidence informing base-year allocation inputs; displayed values and growth are calculated: Location-specific property and equipment supports geographically distinct buyer pools, not direct annual tester spending.

· Evidence informing forecast-year allocation inputs; displayed values and growth are calculated: Location-specific property and equipment supports geographically distinct buyer pools, not direct annual tester spending.

· Evidence informing base-year allocation inputs; displayed values and growth are calculated: Korea operating assets corroborate local packaging and test activity without equating assets to annual equipment purchases.

24. Intel Corporation - Form 10-K for the Year Ended December 27, 2025

· Evidence informing forecast-year allocation inputs; displayed values and growth are calculated: Discontinued Germany expansion constrains the forecast; no canceled-project tester increment is included.

· Evidence informing forecast-year allocation inputs; displayed values and growth are calculated: Costa Rican consolidation is counterevidence to uniform Latin American equipment expansion.

25. Micron Technology, Inc. - Form 10-K for the Fiscal Year Ended August 28, 2025

· Evidence informing base-year allocation inputs; displayed values and growth are calculated: India's disclosed component assembly/test location supports the base procurement pipeline, not a reported spending amount.

26. Micron - Celebrates Opening of India's First Semiconductor Assembly and Test Facility, February 28, 2026
· Evidence informing forecast-year allocation inputs; displayed values and growth are calculated: Commercial commencement and aggregate shipment expectations support a post-2025 expansion premise; they do not measure tester expenditure.
27. Amkor - Announces Phase 2 of Arizona Advanced Packaging and Test Campus, September 8, 2026
· Evidence informing forecast-year allocation inputs; displayed values and growth are calculated: Phase-two construction and completion expectations support delayed procurement conversion, not a 2025 equipment award.
28. NIST - Appendix: The CHIPS Program Office Vision for Success, Two Years Later, January 2025
· Evidence informing forecast-year allocation inputs; displayed values and growth are calculated: Device-manufacturing and packaging project locations constrain the national expansion opportunity; award ceilings are not tester spending.
29. Chips Joint Undertaking - EU Strengthens Semiconductor Sovereignty with Pilot Lines and Competence Centres, April 2025
· Evidence informing base-year allocation inputs; displayed values and growth are calculated: Selection of xx.xx competence centres across xx.xx countries supports broad research access, not equal local tester purchases.
· Evidence informing forecast-year allocation inputs; displayed values and growth are calculated: Selection of xx.xx competence centres across xx.xx countries supports broad research access, not equal local tester purchases.
30. HT Micron - Quality Management and Brazilian Operating Scope
· Evidence informing base-year allocation inputs; displayed values and growth are calculated: Company disclosure establishes Brazilian semiconductor encapsulation and testing activity, but not tester-only expenditure.
· Evidence informing forecast-year allocation inputs; displayed values and growth are calculated: Company disclosure establishes Brazilian semiconductor encapsulation and testing activity, but not tester-only expenditure.
31. NXP Semiconductors - 2025 Annual Report and Financial Statements
· Evidence informing base-year allocation inputs; displayed values and growth are calculated: Disclosed China back-end activity supports a local equipment-purchaser pool.
· Evidence informing forecast-year allocation inputs; displayed values and growth are calculated: Disclosed China back-end activity supports a local equipment-purchaser pool.
32. Brazil MDIC - Complexo Eletroeletrônico e de Semicondutores
· Evidence informing forecast-year allocation inputs; displayed values and growth are calculated: Brasil Semicon is national policy context; its overview does not establish a particular eligible tester purchase or fiscal benefit.

7.2.3. Multi-Family Memory Testers

Table 19. Global SoC & Memory Semiconductor Tester Market Size, by Multi-Family Memory Testers, by Region, 2017-2040 (USD Million)

Region	2017	2024	2025	2026	2027	2032	2040	CAGR (%)
Africa	xx.xx	xx.xx	xx.xx	xx.xx	xx.xx	xx.xx	xx.xx	xx.xx
Asia-Pacific	xx.xx	xx.xx	xx.xx	xx.xx	xx.xx	xx.xx	xx.xx	xx.xx
Europe	xx.xx	xx.xx	xx.xx	xx.xx	xx.xx	xx.xx	xx.xx	xx.xx
Latin America	xx.xx	xx.xx	xx.xx	xx.xx	xx.xx	xx.xx	xx.xx	xx.xx
Middle East	xx.xx	xx.xx	xx.xx	xx.xx	xx.xx	xx.xx	xx.xx	xx.xx
North America	xx.xx	xx.xx	xx.xx	xx.xx	xx.xx	xx.xx	xx.xx	xx.xx
Total	**xx.xx**	**xx.xx**	**xx.xx**	**xx.xx**	**xx.xx**	**xx.xx**	**xx.xx**	**xx.xx**

Table 20. Global SoC & Memory Semiconductor Tester Market Size, by Multi-Family Memory Testers, by Group, 2017-2040 (USD Million)

Group	2017	2024	2025	2026	2027	2032	2040	CAGR (%)
ASEAN	xx.xx	xx.xx	xx.xx	xx.xx	xx.xx	xx.xx	xx.xx	xx.xx
BRICS	xx.xx	xx.xx	xx.xx	xx.xx	xx.xx	xx.xx	xx.xx	xx.xx
European Union	xx.xx	xx.xx	xx.xx	xx.xx	xx.xx	xx.xx	xx.xx	xx.xx
G7	xx.xx	xx.xx	xx.xx	xx.xx	xx.xx	xx.xx	xx.xx	xx.xx
GCC	xx.xx	xx.xx	xx.xx	xx.xx	xx.xx	xx.xx	xx.xx	xx.xx
NATO	xx.xx	xx.xx	xx.xx	xx.xx	xx.xx	xx.xx	xx.xx	xx.xx

Table 21. Global SoC & Memory Semiconductor Tester Market Size, by Multi-Family Memory Testers, by Country, 2017-2040 (USD Million)

Country	2017	2024	2025	2026	2027	2032	2040	CAGR (%)
Australia	xx.xx	xx.xx	xx.xx	xx.xx	xx.xx	xx.xx	xx.xx	xx.xx
Brazil	xx.xx	xx.xx	xx.xx	xx.xx	xx.xx	xx.xx	xx.xx	xx.xx
Canada	xx.xx	xx.xx	xx.xx	xx.xx	xx.xx	xx.xx	xx.xx	xx.xx
China	xx.xx	xx.xx	xx.xx	xx.xx	xx.xx	xx.xx	xx.xx	xx.xx
France	xx.xx	xx.xx	xx.xx	xx.xx	xx.xx	xx.xx	xx.xx	xx.xx
Germany	xx.xx	xx.xx	xx.xx	xx.xx	xx.xx	xx.xx	xx.xx	xx.xx
India	xx.xx	xx.xx	xx.xx	xx.xx	xx.xx	xx.xx	xx.xx	xx.xx
Italy	xx.xx	xx.xx	xx.xx	xx.xx	xx.xx	xx.xx	xx.xx	xx.xx
Japan	xx.xx	xx.xx	xx.xx	xx.xx	xx.xx	xx.xx	xx.xx	xx.xx
Mexico	xx.xx	xx.xx	xx.xx	xx.xx	xx.xx	xx.xx	xx.xx	xx.xx
Russia	xx.xx	xx.xx	xx.xx	xx.xx	xx.xx	xx.xx	xx.xx	xx.xx
South Korea	xx.xx	xx.xx	xx.xx	xx.xx	xx.xx	xx.xx	xx.xx	xx.xx
Spain	xx.xx	xx.xx	xx.xx	xx.xx	xx.xx	xx.xx	xx.xx	xx.xx
United Kingdom	xx.xx	xx.xx	xx.xx	xx.xx	xx.xx	xx.xx	xx.xx	xx.xx
United States	xx.xx	xx.xx	xx.xx	xx.xx	xx.xx	xx.xx	xx.xx	xx.xx
Others	xx.xx	xx.xx	xx.xx	xx.xx	xx.xx	xx.xx	xx.xx	xx.xx
Total	**xx.xx**	**xx.xx**	**xx.xx**	**xx.xx**	**xx.xx**	**xx.xx**	**xx.xx**	**xx.xx**

Sources & Evidence

1. Magnum 2 | Memory Test Solution from Teradyne

   · Taxonomy evidence: DRAM, SRAM and flash applications coexist within the advertised family, demonstrating why memory-family capability lists cannot be added as separate complete-system sales. The page does not identify co-primary allocations for individual delivered configurations.

   · Evidence informing base-year allocation inputs; displayed values and growth are calculated: DRAM, SRAM, NOR and NAND capability overlaps support mutually exclusive configuration attribution rather than adding advertised capabilities as sales.

   · Evidence informing forecast-year allocation inputs; displayed values and growth are calculated: DRAM, SRAM, NOR and NAND capability overlaps support mutually exclusive configuration attribution rather than adding advertised capabilities as sales.

2. T5835 | Memory Test Systems | ADVANTEST CORPORATION
   - Taxonomy evidence: The product is described as a multifunctional memory system covering both DRAM and NAND targets. This establishes cross-family commercial capability, not the primary specialization or composition of individual supplied configurations.
   - Evidence informing base-year allocation inputs; displayed values and growth are calculated: T5835 is commercially positioned for both DRAM and NAND, supporting the cross-family classification premise but not the modeled co-primary revenue fraction.
   - Evidence informing forecast-year allocation inputs; displayed values and growth are calculated: T5835 is commercially positioned for both DRAM and NAND, supporting the cross-family classification premise but not the modeled co-primary revenue fraction.
3. Advantest - FY2024 Consolidated Financial Results Presentation, April 25, 2025
   - Evidence informing the 2023 market-value input; displayed series and growth include calculations: Quarterly product-revenue disclosures support calendar-2023 totals of JPY xx.xx for SoC testers and JPY xx.xx for memory testers, before modeled scope adjustments. ([advantest.com](https://www.advantest.com/document/en/investors/ir-library/result/JE_BIZ_250425_slide.pdf))
   - Evidence informing the 2024 market-value input; displayed series and growth include calculations: Quarterly product-revenue disclosures support calendar-2024 totals of JPY xx.xx for SoC testers and JPY xx.xx for memory testers; handling, services and system-level testing are disclosed separately. ([advantest.com](https://www.advantest.com/document/en/investors/ir-library/result/JE_BIZ_250425_slide.pdf))
4. Advantest - FY2025 Third Quarter Financial Results Presentation, January 28, 2026
   - Evidence informing the 2025 market-value input; displayed series and growth include calculations: The disclosed January-March 2025 quarter and April-December 2025 quarters produce calendar-2025 SoC tester revenue of JPY xx.xx and memory tester revenue of JPY xx.xx. These are supplier revenues, not a published global market total. ([advantest.com](https://www.advantest.com/document/en/investors/ir-library/result/JE_BIZ_260128_slide.pdf))
   - Evidence informing base-year allocation inputs; displayed values and growth are calculated: Quarterly ship-to records calibrate the Americas destination proxy; equipment scope and regional subdivision remain modeled.
   - Evidence informing base-year allocation inputs; displayed values and growth are calculated: Quarterly Europe destination revenue constrains the European equipment-demand weight.
   - Evidence informing base-year allocation inputs; displayed values and growth are calculated: Country ship-to revenue provides the main calibration for Asia-Pacific concentration.
   - Evidence informing base-year allocation inputs; displayed values and growth are calculated: China deliveries constrain the base country equipment-demand proxy.
   - Evidence informing base-year allocation inputs; displayed values and growth are calculated: Korea deliveries constrain the base country equipment-demand proxy.
   - Evidence informing base-year allocation inputs; displayed values and growth are calculated: Japan deliveries constrain the base country equipment-demand proxy.
5. Advantest - FY2026 First Quarter Financial Results Presentation, July 29, 2026
   - Evidence informing the 2026 market-value input; displayed series and growth include calculations: The presentation reports January-March 2026 SoC/memory revenues of JPY xx.xx/xx.xx and April-June revenues of JPY xx.xx/xx.xx. July guidance forecasts fiscal-2026 SoC/memory revenues of JPY xx.xx/xx.xx and supplies the fiscal-to-calendar bridge. Guidance is not realized revenue. ([advantest.com](https://www.advantest.com/document/en/investors/ir-library/result/JE_BIZ_260729_slide.pdf))
   - Evidence informing the 2040 market-value input; displayed series and growth include calculations: Current equipment revenue and company-specific capacity plans constrain the forecast starting point, not the assumed long-run growth rate or the 2040 result. ([advantest.com](https://www.advantest.com/document/en/investors/ir-library/result/JE_BIZ_260729_slide.pdf))

6. Teradyne, Inc. - Form 10-K for the Year Ended December 31, 2025
   - Evidence informing the 2023 market-value input; displayed series and growth include calculations: The revenue-disaggregation table reports 2023 point-in-time SoC revenue of USD xx.xx and memory revenue of USD xx.xx. Replacement parts require a further modeled deduction. ([investors.teradyne.com](https://investors.teradyne.com/sec-filings/all-sec-filings/content/xx.xx-xx.xx-xx.xx/xx.xx-xx.xx-xx.xx.pdf))
   - Evidence informing the 2024 market-value input; displayed series and growth include calculations: The filing reports 2024 point-in-time SoC revenue of USD xx.xx and memory revenue of USD xx.xx separately from over-time revenue and IST. ([investors.teradyne.com](https://investors.teradyne.com/sec-filings/all-sec-filings/content/xx.xx-xx.xx-xx.xx/xx.xx-xx.xx-xx.xx.pdf))
   - Evidence informing the 2025 market-value input; displayed series and growth include calculations: The filing reports 2025 point-in-time SoC revenue of USD xx.xx and memory revenue of USD xx.xx. Point-in-time recognition includes products and replacement parts and is therefore an equipment proxy rather than an exact complete-system subtotal. ([investors.teradyne.com](https://investors.teradyne.com/sec-filings/all-sec-filings/content/xx.xx-xx.xx-xx.xx/xx.xx-xx.xx-xx.xx.pdf))
   - Evidence informing base-year allocation inputs; displayed values and growth are calculated: Customer-site geography and broader revenue disclosures support the scoped national destination bridge.
   - Evidence informing base-year allocation inputs; displayed values and growth are calculated: Customer-site attribution distinguishes receiving locations from specifying customer headquarters.
   - Evidence informing base-year allocation inputs; displayed values and growth are calculated: Europe revenue requires a substantial modeled exclusion of adjacent businesses and services.
   - Evidence informing base-year allocation inputs; displayed values and growth are calculated: Disclosed Asian customer-site revenues constrain the joint regional proxy.
7. Teradyne, Inc. - Form 10-Q for the Quarterly Period Ended June 28, 2026
   - Evidence informing the 2026 market-value input; displayed series and growth include calculations: First-half 2026 point-in-time revenue was USD xx.xx for SoC and USD xx.xx for memory. Comparable first-half 2025 amounts were USD xx.xx and USD xx.xx independently establishing strong realized growth before the modeled second half. ([investors.teradyne.com](https://investors.teradyne.com/sec-filings/all-sec-filings/content/xx.xx-xx.xx-xx.xx/xx.xx-xx.xx-xx.xx.pdf))
   - Evidence informing forecast-year allocation inputs; displayed values and growth are calculated: The observed memory pool constrains modeled multi-family attribution, but does not independently establish co-primary configuration sales.
8. Cohu, Inc. - Form 10-K for the Fiscal Year Ended December 27, 2025
   - Evidence informing the 2023 market-value input; displayed series and growth include calculations: Cohu reports 2023 systems-semiconductor test and inspection revenue of USD xx.xx. Only an assumed complete-tester and eligible-device portion enters this market. ([sec.gov](https://www.sec.gov/Archives/edgar/data/xx.xx/xx.xx/cohu20251227_10k.htm))
   - Evidence informing the 2024 market-value input; displayed series and growth include calculations: Cohu reports 2024 systems-semiconductor test and inspection revenue of USD xx.xx separately from non-systems revenue. ([sec.gov](https://www.sec.gov/Archives/edgar/data/xx.xx/xx.xx/cohu20251227_10k.htm))
   - Evidence informing the 2025 market-value input; displayed series and growth include calculations: Cohu reports 2025 systems-semiconductor test and inspection revenue of USD xx.xx. Automation, inspection, interfaces and recurring services prevent attribution of the whole company to SoC testers. ([sec.gov](https://www.sec.gov/Archives/edgar/data/xx.xx/xx.xx/cohu20251227_10k.htm))
   - Evidence informing base-year allocation inputs; displayed values and growth are calculated: Asian destination disclosures provide an independent supplier cross-check on regional concentration.

9. Hangzhou Changchuan Technology Co., Ltd. - 2025 Annual Report
   - Evidence informing the 2024 market-value input; displayed series and growth include calculations: The product table reports 2024 tester revenue of CNY xx.xx, distinct from handlers and other products. Its SoC-eligible portion remains modeled. ([static.cninfo.com.cn](https://static.cninfo.com.cn/finalpage/2026-xx.xx-xx.xx/xx.xx.PDF))
   - Evidence informing the 2025 market-value input; displayed series and growth include calculations: The product table reports 2025 tester revenue of CNY xx.xx. The filing's broader analog and digital portfolio requires a scope adjustment rather than inclusion of all tester revenue. ([static.cninfo.com.cn](https://static.cninfo.com.cn/finalpage/2026-xx.xx-xx.xx/xx.xx.PDF))
10. YC Corporation - Business Report for the Year Ended December 31, 2025
   - Evidence informing the 2023 market-value input; displayed series and growth include calculations: The sales table reports KRW xx.xx for the 2023 memory-wafer-tester, semiconductor-equipment, parts, modification and related category. Complete-equipment attribution requires a deduction. ([kind.krx.co.kr](https://kind.krx.co.kr/external/2026/xx.xx/xx.xx/xx.xx/xx.xx/xx.xx.htm))
   - Evidence informing the 2024 market-value input; displayed series and growth include calculations: The comparable 2024 category revenue is KRW xx.xx, not an independently isolated complete-tester total. ([kind.krx.co.kr](https://kind.krx.co.kr/external/2026/xx.xx/xx.xx/xx.xx/xx.xx/xx.xx.htm))
   - Evidence informing the 2025 market-value input; displayed series and growth include calculations: The comparable 2025 category revenue is KRW xx.xx. Parts, modifications and other equipment remain a material scope uncertainty. ([kind.krx.co.kr](https://kind.krx.co.kr/external/2026/xx.xx/xx.xx/xx.xx/xx.xx/xx.xx.htm))
11. Chroma ESG - About Chroma: 2025 Group Financial and Operating Profile
   - Evidence informing the 2025 market-value input; displayed series and growth include calculations: Chroma's own disclosure states 2025 group consolidated revenue of USD xx.xx. This broad corporate amount constrains, but does not directly measure, its eligible complete-SoC-tester revenue. ([csr.chromaate.com](https://csr.chromaate.com/en/esg-en/green-chroma-en/brand-en))
12. Chroma ESG - Green Revenue and Financial Performance, 2025
   - Evidence informing the 2024 market-value input; displayed series and growth include calculations: Chroma reports 2025 consolidated revenue growth of xx.xx%. The model uses this company growth rate to backcast its small 2024 scoped revenue budget at a constant conversion basis, not as an observed 2024 tester subtotal. ([csr.chromaate.com](https://csr.chromaate.com/en/esg-en/green-chroma-en/green-revenue-en))
   - Evidence informing the 2025 market-value input; displayed series and growth include calculations: The disclosure distinguishes broad measurement products and SLT demand, reinforcing the need to exclude unrelated corporate revenue from the SoC/memory tester estimate. ([csr.chromaate.com](https://csr.chromaate.com/en/esg-en/green-chroma-en/green-revenue-en))
13. Federal Reserve Board - Foreign Exchange Rates, G.5A, January 5, 2026
   - Evidence informing the 2023 market-value input; displayed series and growth include calculations: The official annual-average exchange-rate release supplies the currency-conversion benchmark; the model uses JPY xx.xx per USD for its large calendar-2023 Japanese revenue anchor and an explicitly rounded KRW conversion for the smaller Korean budget. ([fred.stlouisfed.org](https://fred.stlouisfed.org/series/AEXJPUS/))
   - Evidence informing the 2024 market-value input; displayed series and growth include calculations: The model uses JPY xx.xx per USD for calendar 2024; small CNY and KRW budgets use disclosed approximate conversion assumptions close to the official annual averages. ([fred.stlouisfed.org](https://fred.stlouisfed.org/series/AEXJPUS/))
   - Evidence informing the 2025 market-value input; displayed series and growth include calculations: The model uses JPY xx.xx per USD for calendar 2025. CNY xx.xx and KRW xx.xx per USD are rounded modeling conventions, not the release's exact observations. ([fred.stlouisfed.org](https://fred.stlouisfed.org/series/AEXJPUS/))

14. SEMI - 2018 Global Semiconductor Equipment Sales Jump to Record USD 64.5 Billion
    - Evidence informing the 2017 market-value input; displayed series and growth include calculations: The association's member-billings release reports xx.xx% growth in total test equipment sales in 2018. Its inverse supplies the 2017 historical proxy; it is not a direct observation of the narrower captured market. ([www1.semi.org](https://www1.semi.org/en/2018-global-semiconductor-equipment-sales-jump-record-xx.xx-billion))
    - Evidence informing the 2018 market-value input; displayed series and growth include calculations: The release reports approximately USD xx.xx of total semiconductor-equipment sales in 2018, used only with the 2019 equipment total as a disclosed broad-cycle proxy. ([www1.semi.org](https://www1.semi.org/en/2018-global-semiconductor-equipment-sales-jump-record-xx.xx-billion))
15. SEMI - 2020 Global Semiconductor Equipment Sales Surge 19% to Industry Record USD 71.2 Billion
    - Evidence informing the 2018 market-value input; displayed series and growth include calculations: The release reports 2019 total equipment billings of USD xx.xx. Relative to the published approximate 2018 total, this supplies a broad-equipment downturn proxy, not an observed SoC/memory tester growth rate. ([semi.org](https://www.semi.org/en/news-media-press/semi-press-releases/annual-global-semiconductor-equipment-sales))
    - Evidence informing the 2019 market-value input; displayed series and growth include calculations: Reported 2020 total-test-equipment growth of xx.xx% supplies the inverse bridge into 2019. ([semi.org](https://www.semi.org/en/news-media-press/semi-press-releases/annual-global-semiconductor-equipment-sales))
    - Evidence informing the 2020 market-value input; displayed series and growth include calculations: The association's member-submitted billings dataset reports xx.xx% total-test-equipment growth in 2020, used as a historical demand-cycle proxy. ([semi.org](https://www.semi.org/en/news-media-press/semi-press-releases/annual-global-semiconductor-equipment-sales))
16. SEMI - 2021 Global Semiconductor Equipment Sales Surge 44% to Industry Record USD 102.6 Billion
    - Evidence informing the 2020 market-value input; displayed series and growth include calculations: Reported total-test-equipment sales growth of xx.xx% in 2021 supports the inverse bridge from the 2021 estimate to 2020. ([semi.org](https://www.semi.org/en/news-media-press-releases/semi-press-releases/2021-global-semiconductor-equipment-sales-surge-xx.xx%xx.xx-to-industry-record-%xx.xx-billion-semi-reports))
    - Evidence informing the 2021 market-value input; displayed series and growth include calculations: The xx.xx% test-equipment increase is a member-billings observation for a broader equipment class, not the final market value returned here. ([semi.org](https://www.semi.org/en/news-media-press-releases/semi-press-releases/2021-global-semiconductor-equipment-sales-surge-xx.xx%xx.xx-to-industry-record-%xx.xx-billion-semi-reports))
17. SEMI - Global Semiconductor Equipment Billings Reach Industry Record USD 107.6 Billion in 2022
    - Evidence informing the 2021 market-value input; displayed series and growth include calculations: The release reports a xx.xx% contraction in total-test-equipment billings in 2022, supporting the inverse historical bridge into 2021. ([semi.org](https://www.semi.org/en/news-media-press-releases/semi-press-releases/global-semiconductor-equipment-billings-reach-industry-record-%xx.xx-billion-in-2022-semi-reports))
18. SEMI - Global Semiconductor Equipment Billings Slip to USD 106.3 Billion in 2023
    - Evidence informing the 2023 market-value input; displayed series and growth include calculations: The xx.xx% broader test-equipment decline supplies a historical-cycle constraint and one small-supplier backcast assumption, not the target-market level. ([semi.org](https://www.semi.org/en/news-media-press-releases/semi-press-releases/global-semiconductor-equipment-billings-slip-to-%xx.xx-billion-in-2023-semi-reports))
19. SEMI - Global Semiconductor Equipment Billings Surged to USD 117 Billion in 2024
    - Evidence informing the 2024 market-value input; displayed series and growth include calculations: Realized total-test-equipment billings increased xx.xx% in 2024. This independently checks the direction and approximate magnitude of the modeled target-market recovery without substituting the broader category for this market. ([semi.org](https://www.semi.org/en/semi-press-release/global-semiconductor-equipment-billings-surged-to-xx.xx-billion-dollars-in-2024-semi-reports))

20. SEMI - Global Semiconductor Equipment Billings Reached USD 135 Billion in 2025

· Evidence informing the 2025 market-value input; displayed series and growth include calculations: The association reports realized total-test-equipment billings growth of xx.xx% in 2025. The modeled target-market increase of approximately xx.xx% is directionally consistent; differing product boundaries prevent an exact reconciliation.
([semi.org](https://www.semi.org/en/SEMI-Reports-Global-Semiconductor-Equipment-Billings-Reached-xx.xx-Billion-in-2025))

21. Advantest - Annual Securities Report and Business Report for the Year Ended March 31, 2026

· Evidence informing the 2025 market-value input; displayed series and growth include calculations: Note xx.xx identifies customer operating leases of semiconductor test systems and JPY xx.xx of future payments receivable at March xx.xx 2025. This establishes a small supplier-specific leasing activity, not annual global leasing revenue.
([advantest.com](https://www.advantest.com/document/en/investors/ir-library/report/IR_SecuritiesandBusinesReport_84th_en.pdf))

· Evidence informing the 2026 market-value input; displayed series and growth include calculations: Future customer lease payments receivable were JPY xx.xx at March xx.xx 2026; disclosed terms were one to three years and noncancelable. These figures qualify any assumption that OEM leasing is necessarily large or offers flexible exit.
([advantest.com](https://www.advantest.com/document/en/investors/ir-library/report/IR_SecuritiesandBusinesReport_84th_en.pdf))

22. Amkor Technology, Inc. - Form 10-K for the Year Ended December 31, 2025

· Evidence informing the 2025 market-value input; displayed series and growth include calculations: Amkor reports 2025 capital expenditures of USD xx.xx versus USD xx.xx in 2024, covering packaging, testing and facilities. The amount is a buyer-spending constraint, not tester-only spending.
([sec.gov](https://www.sec.gov/Archives/edgar/data/xx.xx/xx.xx/amkr-xx.xx.htm))

· Evidence informing the 2026 market-value input; displayed series and growth include calculations: The filing's USD xx.xx-xx.xx 2026 capital-expenditure expectation is primarily increased by Arizona construction. It cannot be treated as an equivalent tester award or annual tester-market increment.
([sec.gov](https://www.sec.gov/Archives/edgar/data/xx.xx/xx.xx/amkr-xx.xx.htm))

· Evidence informing the 2028 market-value input; displayed series and growth include calculations: Standardized tester investment, customer-consigned equipment and equipment-redeployment risks qualify the conversion from announced capacity projects to incremental tester purchases. No project investment is added directly to the 2028 forecast.
([sec.gov](https://www.sec.gov/Archives/edgar/data/xx.xx/xx.xx/amkr-xx.xx.htm))

· Evidence informing the 2029 market-value input; displayed series and growth include calculations: The buyer's broad spending and commitment disclosures support retaining procurement-conversion and reuse uncertainty rather than equating project completion with tester sales.
([sec.gov](https://www.sec.gov/Archives/edgar/data/xx.xx/xx.xx/amkr-xx.xx.htm))

· Evidence informing base-year allocation inputs; displayed values and growth are calculated: Location-specific property and equipment supports geographically distinct buyer pools, not direct annual tester spending.

· Evidence informing forecast-year allocation inputs; displayed values and growth are calculated: Location-specific property and equipment supports geographically distinct buyer pools, not direct annual tester spending.

· Evidence informing base-year allocation inputs; displayed values and growth are calculated: Korea operating assets corroborate local packaging and test activity without equating assets to annual equipment purchases.

23. Intel Corporation - Form 10-K for the Year Ended December 27, 2025

· Evidence informing forecast-year allocation inputs; displayed values and growth are calculated: Discontinued Germany expansion constrains the forecast; no canceled-project tester increment is included.

· Evidence informing forecast-year allocation inputs; displayed values and growth are calculated: Costa Rican consolidation is counterevidence to uniform Latin American equipment expansion.

24. Micron Technology, Inc. - Form 10-K for the Fiscal Year Ended August 28, 2025

· Evidence informing base-year allocation inputs; displayed values and growth are calculated: India's disclosed component assembly/test location supports the base procurement pipeline, not a reported spending amount.

25. Micron - Celebrates Opening of India's First Semiconductor Assembly and Test Facility, February 28, 2026
    - Evidence informing forecast-year allocation inputs; displayed values and growth are calculated: Commercial commencement and aggregate shipment expectations support a post-2025 expansion premise; they do not measure tester expenditure.
26. Amkor - Announces Phase 2 of Arizona Advanced Packaging and Test Campus, September 8, 2026
    - Evidence informing forecast-year allocation inputs; displayed values and growth are calculated: Phase-two construction and completion expectations support delayed procurement conversion, not a 2025 equipment award.
27. NIST - Appendix: The CHIPS Program Office Vision for Success, Two Years Later, January 2025
    - Evidence informing forecast-year allocation inputs; displayed values and growth are calculated: Device-manufacturing and packaging project locations constrain the national expansion opportunity; award ceilings are not tester spending.
28. Chips Joint Undertaking - EU Strengthens Semiconductor Sovereignty with Pilot Lines and Competence Centres, April 2025
    - Evidence informing base-year allocation inputs; displayed values and growth are calculated: Selection of xx.xx competence centres across xx.xx countries supports broad research access, not equal local tester purchases.
    - Evidence informing forecast-year allocation inputs; displayed values and growth are calculated: Selection of xx.xx competence centres across xx.xx countries supports broad research access, not equal local tester purchases.
29. HT Micron - Quality Management and Brazilian Operating Scope
    - Evidence informing base-year allocation inputs; displayed values and growth are calculated: Company disclosure establishes Brazilian semiconductor encapsulation and testing activity, but not tester-only expenditure.
    - Evidence informing forecast-year allocation inputs; displayed values and growth are calculated: Company disclosure establishes Brazilian semiconductor encapsulation and testing activity, but not tester-only expenditure.
30. NXP Semiconductors - 2025 Annual Report and Financial Statements
    - Evidence informing base-year allocation inputs; displayed values and growth are calculated: Disclosed China back-end activity supports a local equipment-purchaser pool.
    - Evidence informing forecast-year allocation inputs; displayed values and growth are calculated: Disclosed China back-end activity supports a local equipment-purchaser pool.
31. Brazil MDIC - Complexo Eletroeletrônico e de Semicondutores
    - Evidence informing forecast-year allocation inputs; displayed values and growth are calculated: Brasil Semicon is national policy context; its overview does not establish a particular eligible tester purchase or fiscal benefit.
32. Advantest will Showcase Latest Memory Test Solutions at Future of Memory and Storage 2024
    - Evidence informing base-year allocation inputs; displayed values and growth are calculated: The August xx.xx 2024 announcement identifies T5835 among promoted memory offerings, establishing pre-base-year commercial positioning without proving customer acceptance or sales mix.

7.2.4. SRAM Testers

Table 22. Global SoC & Memory Semiconductor Tester Market Size, by SRAM Testers, by Region, 2017-2040 (USD Million)

Region	2017	2024	2025	2026	2027	2032	2040	CAGR (%)
Africa	xx.xx	xx.xx	xx.xx	xx.xx	xx.xx	xx.xx	xx.xx	xx.xx
Asia-Pacific	xx.xx	xx.xx	xx.xx	xx.xx	xx.xx	xx.xx	xx.xx	xx.xx
Europe	xx.xx	xx.xx	xx.xx	xx.xx	xx.xx	xx.xx	xx.xx	xx.xx
Latin America	xx.xx	xx.xx	xx.xx	xx.xx	xx.xx	xx.xx	xx.xx	xx.xx
Middle East	xx.xx	xx.xx	xx.xx	xx.xx	xx.xx	xx.xx	xx.xx	xx.xx
North America	xx.xx	xx.xx	xx.xx	xx.xx	xx.xx	xx.xx	xx.xx	xx.xx
Total	**xx.xx**	**xx.xx**	**xx.xx**	**xx.xx**	**xx.xx**	**xx.xx**	**xx.xx**	**xx.xx**

Table 23. Global SoC & Memory Semiconductor Tester Market Size, by SRAM Testers, by Group, 2017-2040 (USD Million)

Group	2017	2024	2025	2026	2027	2032	2040	CAGR (%)
ASEAN	xx.xx	xx.xx	xx.xx	xx.xx	xx.xx	xx.xx	xx.xx	xx.xx
BRICS	xx.xx	xx.xx	xx.xx	xx.xx	xx.xx	xx.xx	xx.xx	xx.xx
European Union	xx.xx	xx.xx	xx.xx	xx.xx	xx.xx	xx.xx	xx.xx	xx.xx
G7	xx.xx	xx.xx	xx.xx	xx.xx	xx.xx	xx.xx	xx.xx	xx.xx
GCC	xx.xx	xx.xx	xx.xx	xx.xx	xx.xx	xx.xx	xx.xx	xx.xx
NATO	xx.xx	xx.xx	xx.xx	xx.xx	xx.xx	xx.xx	xx.xx	xx.xx

Table 24. Global SoC & Memory Semiconductor Tester Market Size, by SRAM Testers, by Country, 2017-2040 (USD Million)

Country	2017	2024	2025	2026	2027	2032	2040	CAGR (%)
Australia	xx.xx	xx.xx	xx.xx	xx.xx	xx.xx	xx.xx	xx.xx	xx.xx
Brazil	xx.xx	xx.xx	xx.xx	xx.xx	xx.xx	xx.xx	xx.xx	xx.xx
Canada	xx.xx	xx.xx	xx.xx	xx.xx	xx.xx	xx.xx	xx.xx	xx.xx
China	xx.xx	xx.xx	xx.xx	xx.xx	xx.xx	xx.xx	xx.xx	xx.xx
France	xx.xx	xx.xx	xx.xx	xx.xx	xx.xx	xx.xx	xx.xx	xx.xx
Germany	xx.xx	xx.xx	xx.xx	xx.xx	xx.xx	xx.xx	xx.xx	xx.xx
India	xx.xx	xx.xx	xx.xx	xx.xx	xx.xx	xx.xx	xx.xx	xx.xx
Italy	xx.xx	xx.xx	xx.xx	xx.xx	xx.xx	xx.xx	xx.xx	xx.xx
Japan	xx.xx	xx.xx	xx.xx	xx.xx	xx.xx	xx.xx	xx.xx	xx.xx
Mexico	xx.xx	xx.xx	xx.xx	xx.xx	xx.xx	xx.xx	xx.xx	xx.xx
Russia	xx.xx	xx.xx	xx.xx	xx.xx	xx.xx	xx.xx	xx.xx	xx.xx
South Korea	xx.xx	xx.xx	xx.xx	xx.xx	xx.xx	xx.xx	xx.xx	xx.xx
Spain	xx.xx	xx.xx	xx.xx	xx.xx	xx.xx	xx.xx	xx.xx	xx.xx
United Kingdom	xx.xx	xx.xx	xx.xx	xx.xx	xx.xx	xx.xx	xx.xx	xx.xx
United States	xx.xx	xx.xx	xx.xx	xx.xx	xx.xx	xx.xx	xx.xx	xx.xx
Others	xx.xx	xx.xx	xx.xx	xx.xx	xx.xx	xx.xx	xx.xx	xx.xx
Total	**xx.xx**	**xx.xx**	**xx.xx**	**xx.xx**	**xx.xx**	**xx.xx**	**xx.xx**	**xx.xx**

Sources & Evidence

1. WSTS Product Classification 2021

   · Taxonomy evidence: Pseudo-SRAM is explicitly included with SRAM for statistical reporting; this supports that borderline convention without asserting technical equivalence. ([semiconductors.org](https://www.semiconductors.org/wp-content/uploads/2021/xx.xx/Product_Classification_2021.pdf))

   · Taxonomy evidence: SRAM is separately defined from DRAM, supporting a distinct commercial target-memory family.

2. Magnum 2 | Memory Test Solution from Teradyne

   · Taxonomy evidence: The catalog lists SRAM among the memory-device applications of the offered tester family, corroborating SRAM as an actual equipment target rather than only a semiconductor-product label.

   · Evidence informing base-year allocation inputs; displayed values and growth are calculated: Magnum xx.xx lists SRAM applications, establishing a commercial category mapping without supplying a revenue weight.

   · Evidence informing forecast-year allocation inputs; displayed values and growth are calculated: Magnum xx.xx lists SRAM applications, establishing a commercial category mapping without supplying a revenue weight.

3. Advantest - FY2024 Consolidated Financial Results Presentation, April 25, 2025
   · Evidence informing the 2023 market-value input; displayed series and growth include calculations: Quarterly product-revenue disclosures support calendar-2023 totals of JPY xx.xx for SoC testers and JPY xx.xx for memory testers, before modeled scope adjustments. ([advantest.com](https://www.advantest.com/document/en/investors/ir-library/result/JE_BIZ_250425_slide.pdf))
   · Evidence informing the 2024 market-value input; displayed series and growth include calculations: Quarterly product-revenue disclosures support calendar-2024 totals of JPY xx.xx for SoC testers and JPY xx.xx for memory testers; handling, services and system-level testing are disclosed separately. ([advantest.com](https://www.advantest.com/document/en/investors/ir-library/result/JE_BIZ_250425_slide.pdf))
4. Advantest - FY2025 Third Quarter Financial Results Presentation, January 28, 2026
   · Evidence informing the 2025 market-value input; displayed series and growth include calculations: The disclosed January-March 2025 quarter and April-December 2025 quarters produce calendar-2025 SoC tester revenue of JPY xx.xx and memory tester revenue of JPY xx.xx. These are supplier revenues, not a published global market total. ([advantest.com](https://www.advantest.com/document/en/investors/ir-library/result/JE_BIZ_260128_slide.pdf))
   · Evidence informing base-year allocation inputs; displayed values and growth are calculated: Quarterly ship-to records calibrate the Americas destination proxy; equipment scope and regional subdivision remain modeled.
   · Evidence informing base-year allocation inputs; displayed values and growth are calculated: Quarterly Europe destination revenue constrains the European equipment-demand weight.
   · Evidence informing base-year allocation inputs; displayed values and growth are calculated: Country ship-to revenue provides the main calibration for Asia-Pacific concentration.
   · Evidence informing base-year allocation inputs; displayed values and growth are calculated: China deliveries constrain the base country equipment-demand proxy.
   · Evidence informing base-year allocation inputs; displayed values and growth are calculated: Korea deliveries constrain the base country equipment-demand proxy.
   · Evidence informing base-year allocation inputs; displayed values and growth are calculated: Japan deliveries constrain the base country equipment-demand proxy.
5. Advantest - FY2026 First Quarter Financial Results Presentation, July 29, 2026
   · Evidence informing the 2026 market-value input; displayed series and growth include calculations: The presentation reports January-March 2026 SoC/memory revenues of JPY xx.xx/xx.xx and April-June revenues of JPY xx.xx/xx.xx. July guidance forecasts fiscal-2026 SoC/memory revenues of JPY xx.xx/xx.xx and supplies the fiscal-to-calendar bridge. Guidance is not realized revenue. ([advantest.com](https://www.advantest.com/document/en/investors/ir-library/result/JE_BIZ_260729_slide.pdf))
   · Evidence informing the 2040 market-value input; displayed series and growth include calculations: Current equipment revenue and company-specific capacity plans constrain the forecast starting point, not the assumed long-run growth rate or the 2040 result. ([advantest.com](https://www.advantest.com/document/en/investors/ir-library/result/JE_BIZ_260729_slide.pdf))

6. Teradyne, Inc. - Form 10-K for the Year Ended December 31, 2025
   - Evidence informing the 2023 market-value input; displayed series and growth include calculations: The revenue-disaggregation table reports 2023 point-in-time SoC revenue of USD xx.xx and memory revenue of USD xx.xx. Replacement parts require a further modeled deduction. ([investors.teradyne.com](https://investors.teradyne.com/sec-filings/all-sec-filings/content/xx.xx-xx.xx-xx.xx/xx.xx-xx.xx-xx.xx.pdf))
   - Evidence informing the 2024 market-value input; displayed series and growth include calculations: The filing reports 2024 point-in-time SoC revenue of USD xx.xx and memory revenue of USD xx.xx separately from over-time revenue and IST. ([investors.teradyne.com](https://investors.teradyne.com/sec-filings/all-sec-filings/content/xx.xx-xx.xx-xx.xx/xx.xx-xx.xx-xx.xx.pdf))
   - Evidence informing the 2025 market-value input; displayed series and growth include calculations: The filing reports 2025 point-in-time SoC revenue of USD xx.xx and memory revenue of USD xx.xx. Point-in-time recognition includes products and replacement parts and is therefore an equipment proxy rather than an exact complete-system subtotal. ([investors.teradyne.com](https://investors.teradyne.com/sec-filings/all-sec-filings/content/xx.xx-xx.xx-xx.xx/xx.xx-xx.xx-xx.xx.pdf))
   - Evidence informing base-year allocation inputs; displayed values and growth are calculated: Customer-site geography and broader revenue disclosures support the scoped national destination bridge.
   - Evidence informing base-year allocation inputs; displayed values and growth are calculated: Customer-site attribution distinguishes receiving locations from specifying customer headquarters.
   - Evidence informing base-year allocation inputs; displayed values and growth are calculated: Europe revenue requires a substantial modeled exclusion of adjacent businesses and services.
   - Evidence informing base-year allocation inputs; displayed values and growth are calculated: Disclosed Asian customer-site revenues constrain the joint regional proxy.
7. Teradyne, Inc. - Form 10-Q for the Quarterly Period Ended June 28, 2026
   - Evidence informing the 2026 market-value input; displayed series and growth include calculations: First-half 2026 point-in-time revenue was USD xx.xx for SoC and USD xx.xx for memory. Comparable first-half 2025 amounts were USD xx.xx and USD xx.xx independently establishing strong realized growth before the modeled second half. ([investors.teradyne.com](https://investors.teradyne.com/sec-filings/all-sec-filings/content/xx.xx-xx.xx-xx.xx/xx.xx-xx.xx-xx.xx.pdf))
   - Evidence informing forecast-year allocation inputs; displayed values and growth are calculated: The observed memory pool constrains the forecast numerator to which the explicitly assumed small SRAM fraction is applied; SRAM sales are not separately disclosed.
8. Cohu, Inc. - Form 10-K for the Fiscal Year Ended December 27, 2025
   - Evidence informing the 2023 market-value input; displayed series and growth include calculations: Cohu reports 2023 systems-semiconductor test and inspection revenue of USD xx.xx. Only an assumed complete-tester and eligible-device portion enters this market. ([sec.gov](https://www.sec.gov/Archives/edgar/data/xx.xx/xx.xx/cohu20251227_10k.htm))
   - Evidence informing the 2024 market-value input; displayed series and growth include calculations: Cohu reports 2024 systems-semiconductor test and inspection revenue of USD xx.xx separately from non-systems revenue. ([sec.gov](https://www.sec.gov/Archives/edgar/data/xx.xx/xx.xx/cohu20251227_10k.htm))
   - Evidence informing the 2025 market-value input; displayed series and growth include calculations: Cohu reports 2025 systems-semiconductor test and inspection revenue of USD xx.xx. Automation, inspection, interfaces and recurring services prevent attribution of the whole company to SoC testers. ([sec.gov](https://www.sec.gov/Archives/edgar/data/xx.xx/xx.xx/cohu20251227_10k.htm))
   - Evidence informing base-year allocation inputs; displayed values and growth are calculated: Asian destination disclosures provide an independent supplier cross-check on regional concentration.

9. Hangzhou Changchuan Technology Co., Ltd. - 2025 Annual Report

· Evidence informing the 2024 market-value input; displayed series and growth include calculations: The product table reports 2024 tester revenue of CNY xx.xx, distinct from handlers and other products. Its SoC-eligible portion remains modeled. ([static.cninfo.com.cn](https://static.cninfo.com.cn/finalpage/2026-xx.xx-xx.xx/xx.xx.PDF))

· Evidence informing the 2025 market-value input; displayed series and growth include calculations: The product table reports 2025 tester revenue of CNY xx.xx. The filing's broader analog and digital portfolio requires a scope adjustment rather than inclusion of all tester revenue. ([static.cninfo.com.cn](https://static.cninfo.com.cn/finalpage/2026-xx.xx-xx.xx/xx.xx.PDF))

10. YC Corporation - Business Report for the Year Ended December 31, 2025

· Evidence informing the 2023 market-value input; displayed series and growth include calculations: The sales table reports KRW xx.xx for the 2023 memory-wafer-tester, semiconductor-equipment, parts, modification and related category. Complete-equipment attribution requires a deduction. ([kind.krx.co.kr](https://kind.krx.co.kr/external/2026/xx.xx/xx.xx/xx.xx/xx.xx/xx.xx.htm))

· Evidence informing the 2024 market-value input; displayed series and growth include calculations: The comparable 2024 category revenue is KRW xx.xx, not an independently isolated complete-tester total. ([kind.krx.co.kr](https://kind.krx.co.kr/external/2026/xx.xx/xx.xx/xx.xx/xx.xx/xx.xx.htm))

· Evidence informing the 2025 market-value input; displayed series and growth include calculations: The comparable 2025 category revenue is KRW xx.xx. Parts, modifications and other equipment remain a material scope uncertainty. ([kind.krx.co.kr](https://kind.krx.co.kr/external/2026/xx.xx/xx.xx/xx.xx/xx.xx/xx.xx.htm))

11. Chroma ESG - About Chroma: 2025 Group Financial and Operating Profile

· Evidence informing the 2025 market-value input; displayed series and growth include calculations: Chroma's own disclosure states 2025 group consolidated revenue of USD xx.xx. This broad corporate amount constrains, but does not directly measure, its eligible complete-SoC-tester revenue. ([csr.chromaate.com](https://csr.chromaate.com/en/esg-en/green-chroma-en/brand-en))

12. Chroma ESG - Green Revenue and Financial Performance, 2025

· Evidence informing the 2024 market-value input; displayed series and growth include calculations: Chroma reports 2025 consolidated revenue growth of xx.xx%. The model uses this company growth rate to backcast its small 2024 scoped revenue budget at a constant conversion basis, not as an observed 2024 tester subtotal. ([csr.chromaate.com](https://csr.chromaate.com/en/esg-en/green-chroma-en/green-revenue-en))

· Evidence informing the 2025 market-value input; displayed series and growth include calculations: The disclosure distinguishes broad measurement products and SLT demand, reinforcing the need to exclude unrelated corporate revenue from the SoC/memory tester estimate. ([csr.chromaate.com](https://csr.chromaate.com/en/esg-en/green-chroma-en/green-revenue-en))

13. Federal Reserve Board - Foreign Exchange Rates, G.5A, January 5, 2026

· Evidence informing the 2023 market-value input; displayed series and growth include calculations: The official annual-average exchange-rate release supplies the currency-conversion benchmark; the model uses JPY xx.xx per USD for its large calendar-2023 Japanese revenue anchor and an explicitly rounded KRW conversion for the smaller Korean budget. ([fred.stlouisfed.org](https://fred.stlouisfed.org/series/AEXJPUS/))

· Evidence informing the 2024 market-value input; displayed series and growth include calculations: The model uses JPY xx.xx per USD for calendar 2024; small CNY and KRW budgets use disclosed approximate conversion assumptions close to the official annual averages. ([fred.stlouisfed.org](https://fred.stlouisfed.org/series/AEXJPUS/))

· Evidence informing the 2025 market-value input; displayed series and growth include calculations: The model uses JPY xx.xx per USD for calendar 2025. CNY xx.xx and KRW xx.xx per USD are rounded modeling conventions, not the release's exact observations. ([fred.stlouisfed.org](https://fred.stlouisfed.org/series/AEXJPUS/))

14. SEMI - 2018 Global Semiconductor Equipment Sales Jump to Record USD 64.5 Billion

    · Evidence informing the 2017 market-value input; displayed series and growth include calculations: The association's member-billings release reports xx.xx% growth in total test equipment sales in 2018. Its inverse supplies the 2017 historical proxy; it is not a direct observation of the narrower captured market. ([www1.semi.org](https://www1.semi.org/en/2018-global-semiconductor-equipment-sales-jump-record-xx.xx-billion))

    · Evidence informing the 2018 market-value input; displayed series and growth include calculations: The release reports approximately USD xx.xx of total semiconductor-equipment sales in 2018, used only with the 2019 equipment total as a disclosed broad-cycle proxy. ([www1.semi.org](https://www1.semi.org/en/2018-global-semiconductor-equipment-sales-jump-record-xx.xx-billion))

15. SEMI - 2020 Global Semiconductor Equipment Sales Surge 19% to Industry Record USD 71.2 Billion

    · Evidence informing the 2018 market-value input; displayed series and growth include calculations: The release reports 2019 total equipment billings of USD xx.xx. Relative to the published approximate 2018 total, this supplies a broad-equipment downturn proxy, not an observed SoC/memory tester growth rate. ([semi.org](https://www.semi.org/en/news-media-press/semi-press-releases/annual-global-semiconductor-equipment-sales))

    · Evidence informing the 2019 market-value input; displayed series and growth include calculations: Reported 2020 total-test-equipment growth of xx.xx% supplies the inverse bridge into 2019. ([semi.org](https://www.semi.org/en/news-media-press/semi-press-releases/annual-global-semiconductor-equipment-sales))

    · Evidence informing the 2020 market-value input; displayed series and growth include calculations: The association's member-submitted billings dataset reports xx.xx% total-test-equipment growth in 2020, used as a historical demand-cycle proxy. ([semi.org](https://www.semi.org/en/news-media-press/semi-press-releases/annual-global-semiconductor-equipment-sales))

16. SEMI - 2021 Global Semiconductor Equipment Sales Surge 44% to Industry Record USD 102.6 Billion

    · Evidence informing the 2020 market-value input; displayed series and growth include calculations: Reported total-test-equipment sales growth of xx.xx% in 2021 supports the inverse bridge from the 2021 estimate to 2020. ([semi.org](https://www.semi.org/en/news-media-press-releases/semi-press-releases/2021-global-semiconductor-equipment-sales-surge-xx.xx%xx.xx-to-industry-record-%xx.xx-billion-semi-reports))

    · Evidence informing the 2021 market-value input; displayed series and growth include calculations: The xx.xx% test-equipment increase is a member-billings observation for a broader equipment class, not the final market value returned here. ([semi.org](https://www.semi.org/en/news-media-press-releases/semi-press-releases/2021-global-semiconductor-equipment-sales-surge-xx.xx%xx.xx-to-industry-record-%xx.xx-billion-semi-reports))

17. SEMI - Global Semiconductor Equipment Billings Reach Industry Record USD 107.6 Billion in 2022

    · Evidence informing the 2021 market-value input; displayed series and growth include calculations: The release reports a xx.xx% contraction in total-test-equipment billings in 2022, supporting the inverse historical bridge into 2021. ([semi.org](https://www.semi.org/en/news-media-press-releases/semi-press-releases/global-semiconductor-equipment-billings-reach-industry-record-%xx.xx-billion-in-2022-semi-reports))

18. SEMI - Global Semiconductor Equipment Billings Slip to USD 106.3 Billion in 2023

    · Evidence informing the 2023 market-value input; displayed series and growth include calculations: The xx.xx% broader test-equipment decline supplies a historical-cycle constraint and one small-supplier backcast assumption, not the target-market level. ([semi.org](https://www.semi.org/en/news-media-press-releases/semi-press-releases/global-semiconductor-equipment-billings-slip-to-%xx.xx-billion-in-2023-semi-reports))

19. SEMI - Global Semiconductor Equipment Billings Surged to USD 117 Billion in 2024

    · Evidence informing the 2024 market-value input; displayed series and growth include calculations: Realized total-test-equipment billings increased xx.xx% in 2024. This independently checks the direction and approximate magnitude of the modeled target-market recovery without substituting the broader category for this market. ([semi.org](https://www.semi.org/en/semi-press-release/global-semiconductor-equipment-billings-surged-to-xx.xx-billion-dollars-in-2024-semi-reports))

20. SEMI - Global Semiconductor Equipment Billings Reached USD 135 Billion in 2025

· Evidence informing the 2025 market-value input; displayed series and growth include calculations: The association reports realized total-test-equipment billings growth of xx.xx% in 2025. The modeled target-market increase of approximately xx.xx% is directionally consistent; differing product boundaries prevent an exact reconciliation.
([semi.org](https://www.semi.org/en/SEMI-Reports-Global-Semiconductor-Equipment-Billings-Reached-xx.xx-Billion-in-2025))

21. Advantest - Annual Securities Report and Business Report for the Year Ended March 31, 2026

· Evidence informing the 2025 market-value input; displayed series and growth include calculations: Note xx.xx identifies customer operating leases of semiconductor test systems and JPY xx.xx of future payments receivable at March xx.xx 2025. This establishes a small supplier-specific leasing activity, not annual global leasing revenue.
([advantest.com](https://www.advantest.com/document/en/investors/ir-library/report/IR_SecuritiesandBusinesReport_84th_en.pdf))

· Evidence informing the 2026 market-value input; displayed series and growth include calculations: Future customer lease payments receivable were JPY xx.xx at March xx.xx 2026; disclosed terms were one to three years and noncancelable. These figures qualify any assumption that OEM leasing is necessarily large or offers flexible exit.
([advantest.com](https://www.advantest.com/document/en/investors/ir-library/report/IR_SecuritiesandBusinesReport_84th_en.pdf))

22. Amkor Technology, Inc. - Form 10-K for the Year Ended December 31, 2025

· Evidence informing the 2025 market-value input; displayed series and growth include calculations: Amkor reports 2025 capital expenditures of USD xx.xx versus USD xx.xx in 2024, covering packaging, testing and facilities. The amount is a buyer-spending constraint, not tester-only spending.
([sec.gov](https://www.sec.gov/Archives/edgar/data/xx.xx/xx.xx/amkr-xx.xx.htm))

· Evidence informing the 2026 market-value input; displayed series and growth include calculations: The filing's USD xx.xx-xx.xx 2026 capital-expenditure expectation is primarily increased by Arizona construction. It cannot be treated as an equivalent tester award or annual tester-market increment.
([sec.gov](https://www.sec.gov/Archives/edgar/data/xx.xx/xx.xx/amkr-xx.xx.htm))

· Evidence informing the 2028 market-value input; displayed series and growth include calculations: Standardized tester investment, customer-consigned equipment and equipment-redeployment risks qualify the conversion from announced capacity projects to incremental tester purchases. No project investment is added directly to the 2028 forecast.
([sec.gov](https://www.sec.gov/Archives/edgar/data/xx.xx/xx.xx/amkr-xx.xx.htm))

· Evidence informing the 2029 market-value input; displayed series and growth include calculations: The buyer's broad spending and commitment disclosures support retaining procurement-conversion and reuse uncertainty rather than equating project completion with tester sales.
([sec.gov](https://www.sec.gov/Archives/edgar/data/xx.xx/xx.xx/amkr-xx.xx.htm))

· Evidence informing base-year allocation inputs; displayed values and growth are calculated: Location-specific property and equipment supports geographically distinct buyer pools, not direct annual tester spending.

· Evidence informing forecast-year allocation inputs; displayed values and growth are calculated: Location-specific property and equipment supports geographically distinct buyer pools, not direct annual tester spending.

· Evidence informing base-year allocation inputs; displayed values and growth are calculated: Korea operating assets corroborate local packaging and test activity without equating assets to annual equipment purchases.

23. Intel Corporation - Form 10-K for the Year Ended December 27, 2025

· Evidence informing forecast-year allocation inputs; displayed values and growth are calculated: Discontinued Germany expansion constrains the forecast; no canceled-project tester increment is included.

· Evidence informing forecast-year allocation inputs; displayed values and growth are calculated: Costa Rican consolidation is counterevidence to uniform Latin American equipment expansion.

24. Micron Technology, Inc. - Form 10-K for the Fiscal Year Ended August 28, 2025

· Evidence informing base-year allocation inputs; displayed values and growth are calculated: India's disclosed component assembly/test location supports the base procurement pipeline, not a reported spending amount.

25. Micron - Celebrates Opening of India's First Semiconductor Assembly and Test Facility, February 28, 2026
· Evidence informing forecast-year allocation inputs; displayed values and growth are calculated: Commercial commencement and aggregate shipment expectations support a post-2025 expansion premise; they do not measure tester expenditure.
26. Amkor - Announces Phase 2 of Arizona Advanced Packaging and Test Campus, September 8, 2026
· Evidence informing forecast-year allocation inputs; displayed values and growth are calculated: Phase-two construction and completion expectations support delayed procurement conversion, not a 2025 equipment award.
27. NIST - Appendix: The CHIPS Program Office Vision for Success, Two Years Later, January 2025
· Evidence informing forecast-year allocation inputs; displayed values and growth are calculated: Device-manufacturing and packaging project locations constrain the national expansion opportunity; award ceilings are not tester spending.
28. Chips Joint Undertaking - EU Strengthens Semiconductor Sovereignty with Pilot Lines and Competence Centres, April 2025
· Evidence informing base-year allocation inputs; displayed values and growth are calculated: Selection of xx.xx competence centres across xx.xx countries supports broad research access, not equal local tester purchases.
· Evidence informing forecast-year allocation inputs; displayed values and growth are calculated: Selection of xx.xx competence centres across xx.xx countries supports broad research access, not equal local tester purchases.
29. HT Micron - Quality Management and Brazilian Operating Scope
· Evidence informing base-year allocation inputs; displayed values and growth are calculated: Company disclosure establishes Brazilian semiconductor encapsulation and testing activity, but not tester-only expenditure.
· Evidence informing forecast-year allocation inputs; displayed values and growth are calculated: Company disclosure establishes Brazilian semiconductor encapsulation and testing activity, but not tester-only expenditure.
30. NXP Semiconductors - 2025 Annual Report and Financial Statements
· Evidence informing base-year allocation inputs; displayed values and growth are calculated: Disclosed China back-end activity supports a local equipment-purchaser pool.
· Evidence informing forecast-year allocation inputs; displayed values and growth are calculated: Disclosed China back-end activity supports a local equipment-purchaser pool.
31. Brazil MDIC - Complexo Eletroeletrônico e de Semicondutores
· Evidence informing forecast-year allocation inputs; displayed values and growth are calculated: Brasil Semicon is national policy context; its overview does not establish a particular eligible tester purchase or fiscal benefit.

7.3. Combined SoC & Memory Testers

Table 25. Global SoC & Memory Semiconductor Tester Market Size, by Combined SoC & Memory Testers, by Region, 2017-2040 (USD Million)

Region	2017	2024	2025	2026	2027	2032	2040	CAGR (%)
Africa	xx.xx	xx.xx	xx.xx	xx.xx	xx.xx	xx.xx	xx.xx	xx.xx
Asia-Pacific	xx.xx	xx.xx	xx.xx	xx.xx	xx.xx	xx.xx	xx.xx	xx.xx
Europe	xx.xx	xx.xx	xx.xx	xx.xx	xx.xx	xx.xx	xx.xx	xx.xx
Latin America	xx.xx	xx.xx	xx.xx	xx.xx	xx.xx	xx.xx	xx.xx	xx.xx
Middle East	xx.xx	xx.xx	xx.xx	xx.xx	xx.xx	xx.xx	xx.xx	xx.xx
North America	xx.xx	xx.xx	xx.xx	xx.xx	xx.xx	xx.xx	xx.xx	xx.xx
Total	**xx.xx**	**xx.xx**	**xx.xx**	**xx.xx**	**xx.xx**	**xx.xx**	**xx.xx**	**xx.xx**

Table 26. Global SoC & Memory Semiconductor Tester Market Size, by Combined SoC & Memory Testers, by Group, 2017-2040 (USD Million)

Group	2017	2024	2025	2026	2027	2032	2040	CAGR (%)
ASEAN	xx.xx	xx.xx	xx.xx	xx.xx	xx.xx	xx.xx	xx.xx	xx.xx
BRICS	xx.xx	xx.xx	xx.xx	xx.xx	xx.xx	xx.xx	xx.xx	xx.xx
European Union	xx.xx	xx.xx	xx.xx	xx.xx	xx.xx	xx.xx	xx.xx	xx.xx
G7	xx.xx	xx.xx	xx.xx	xx.xx	xx.xx	xx.xx	xx.xx	xx.xx
GCC	xx.xx	xx.xx	xx.xx	xx.xx	xx.xx	xx.xx	xx.xx	xx.xx
NATO	xx.xx	xx.xx	xx.xx	xx.xx	xx.xx	xx.xx	xx.xx	xx.xx

Table 27. Global SoC & Memory Semiconductor Tester Market Size, by Combined SoC & Memory Testers, by Country, 2017-2040 (USD Million)

Country	2017	2024	2025	2026	2027	2032	2040	CAGR (%)
Australia	xx.xx	xx.xx	xx.xx	xx.xx	xx.xx	xx.xx	xx.xx	xx.xx
Brazil	xx.xx	xx.xx	xx.xx	xx.xx	xx.xx	xx.xx	xx.xx	xx.xx
Canada	xx.xx	xx.xx	xx.xx	xx.xx	xx.xx	xx.xx	xx.xx	xx.xx
China	xx.xx	xx.xx	xx.xx	xx.xx	xx.xx	xx.xx	xx.xx	xx.xx
France	xx.xx	xx.xx	xx.xx	xx.xx	xx.xx	xx.xx	xx.xx	xx.xx
Germany	xx.xx	xx.xx	xx.xx	xx.xx	xx.xx	xx.xx	xx.xx	xx.xx
India	xx.xx	xx.xx	xx.xx	xx.xx	xx.xx	xx.xx	xx.xx	xx.xx
Italy	xx.xx	xx.xx	xx.xx	xx.xx	xx.xx	xx.xx	xx.xx	xx.xx
Japan	xx.xx	xx.xx	xx.xx	xx.xx	xx.xx	xx.xx	xx.xx	xx.xx
Mexico	xx.xx	xx.xx	xx.xx	xx.xx	xx.xx	xx.xx	xx.xx	xx.xx
Russia	xx.xx	xx.xx	xx.xx	xx.xx	xx.xx	xx.xx	xx.xx	xx.xx
South Korea	xx.xx	xx.xx	xx.xx	xx.xx	xx.xx	xx.xx	xx.xx	xx.xx
Spain	xx.xx	xx.xx	xx.xx	xx.xx	xx.xx	xx.xx	xx.xx	xx.xx
United Kingdom	xx.xx	xx.xx	xx.xx	xx.xx	xx.xx	xx.xx	xx.xx	xx.xx
United States	xx.xx	xx.xx	xx.xx	xx.xx	xx.xx	xx.xx	xx.xx	xx.xx
Others	xx.xx	xx.xx	xx.xx	xx.xx	xx.xx	xx.xx	xx.xx	xx.xx
Total	**xx.xx**	**xx.xx**	**xx.xx**	**xx.xx**	**xx.xx**	**xx.xx**	**xx.xx**	**xx.xx**

Sources & Evidence

1. Magnum 2 | Memory Test Solution from Teradyne

   · Taxonomy evidence: Memory and SoC applications are both advertised within the configurable tester family. This supports the need for an explicit overlap rule, but does not prove that a particular sale supplied both as co-primary specializations.

   · Evidence informing base-year allocation inputs; displayed values and growth are calculated: Low-end SoC and memory applications identify a candidate combined-capability pool; actual joint customer mandates and numerical fractions remain unmeasured.

   · Evidence informing forecast-year allocation inputs; displayed values and growth are calculated: Low-end SoC and memory applications identify a candidate combined-capability pool; actual joint customer mandates and numerical fractions remain unmeasured.

2. Advantest - FY2024 Consolidated Financial Results Presentation, April 25, 2025
   - Evidence informing the 2023 market-value input; displayed series and growth include calculations: Quarterly product-revenue disclosures support calendar-2023 totals of JPY xx.xx for SoC testers and JPY xx.xx for memory testers, before modeled scope adjustments. ([advantest.com](https://www.advantest.com/document/en/investors/ir-library/result/JE_BIZ_250425_slide.pdf))
   - Evidence informing the 2024 market-value input; displayed series and growth include calculations: Quarterly product-revenue disclosures support calendar-2024 totals of JPY xx.xx for SoC testers and JPY xx.xx for memory testers; handling, services and system-level testing are disclosed separately. ([advantest.com](https://www.advantest.com/document/en/investors/ir-library/result/JE_BIZ_250425_slide.pdf))
3. Advantest - FY2025 Third Quarter Financial Results Presentation, January 28, 2026
   - Evidence informing the 2025 market-value input; displayed series and growth include calculations: The disclosed January-March 2025 quarter and April-December 2025 quarters produce calendar-2025 SoC tester revenue of JPY xx.xx and memory tester revenue of JPY xx.xx. These are supplier revenues, not a published global market total. ([advantest.com](https://www.advantest.com/document/en/investors/ir-library/result/JE_BIZ_260128_slide.pdf))
   - Evidence informing base-year allocation inputs; displayed values and growth are calculated: Quarterly ship-to records calibrate the Americas destination proxy; equipment scope and regional subdivision remain modeled.
   - Evidence informing base-year allocation inputs; displayed values and growth are calculated: Quarterly Europe destination revenue constrains the European equipment-demand weight.
   - Evidence informing base-year allocation inputs; displayed values and growth are calculated: Country ship-to revenue provides the main calibration for Asia-Pacific concentration.
   - Evidence informing base-year allocation inputs; displayed values and growth are calculated: China deliveries constrain the base country equipment-demand proxy.
   - Evidence informing base-year allocation inputs; displayed values and growth are calculated: Korea deliveries constrain the base country equipment-demand proxy.
   - Evidence informing base-year allocation inputs; displayed values and growth are calculated: Japan deliveries constrain the base country equipment-demand proxy.
4. Advantest - FY2026 First Quarter Financial Results Presentation, July 29, 2026
   - Evidence informing the 2026 market-value input; displayed series and growth include calculations: The presentation reports January-March 2026 SoC/memory revenues of JPY xx.xx/xx.xx and April-June revenues of JPY xx.xx/xx.xx. July guidance forecasts fiscal-2026 SoC/memory revenues of JPY xx.xx/xx.xx and supplies the fiscal-to-calendar bridge. Guidance is not realized revenue. ([advantest.com](https://www.advantest.com/document/en/investors/ir-library/result/JE_BIZ_260729_slide.pdf))
   - Evidence informing the 2040 market-value input; displayed series and growth include calculations: Current equipment revenue and company-specific capacity plans constrain the forecast starting point, not the assumed long-run growth rate or the 2040 result. ([advantest.com](https://www.advantest.com/document/en/investors/ir-library/result/JE_BIZ_260729_slide.pdf))

5. Teradyne, Inc. - Form 10-K for the Year Ended December 31, 2025
   - Evidence informing the 2023 market-value input; displayed series and growth include calculations: The revenue-disaggregation table reports 2023 point-in-time SoC revenue of USD xx.xx and memory revenue of USD xx.xx. Replacement parts require a further modeled deduction. ([investors.teradyne.com](https://investors.teradyne.com/sec-filings/all-sec-filings/content/xx.xx-xx.xx-xx.xx/xx.xx-xx.xx-xx.xx.pdf))
   - Evidence informing the 2024 market-value input; displayed series and growth include calculations: The filing reports 2024 point-in-time SoC revenue of USD xx.xx and memory revenue of USD xx.xx separately from over-time revenue and IST. ([investors.teradyne.com](https://investors.teradyne.com/sec-filings/all-sec-filings/content/xx.xx-xx.xx-xx.xx/xx.xx-xx.xx-xx.xx.pdf))
   - Evidence informing the 2025 market-value input; displayed series and growth include calculations: The filing reports 2025 point-in-time SoC revenue of USD xx.xx and memory revenue of USD xx.xx. Point-in-time recognition includes products and replacement parts and is therefore an equipment proxy rather than an exact complete-system subtotal. ([investors.teradyne.com](https://investors.teradyne.com/sec-filings/all-sec-filings/content/xx.xx-xx.xx-xx.xx/xx.xx-xx.xx-xx.xx.pdf))
   - Evidence informing base-year allocation inputs; displayed values and growth are calculated: Customer-site geography and broader revenue disclosures support the scoped national destination bridge.
   - Evidence informing base-year allocation inputs; displayed values and growth are calculated: Customer-site attribution distinguishes receiving locations from specifying customer headquarters.
   - Evidence informing base-year allocation inputs; displayed values and growth are calculated: Europe revenue requires a substantial modeled exclusion of adjacent businesses and services.
   - Evidence informing base-year allocation inputs; displayed values and growth are calculated: Disclosed Asian customer-site revenues constrain the joint regional proxy.
   - Evidence informing base-year allocation inputs; displayed values and growth are calculated: Separately reported specifying and purchasing customers support treating commercial roles distinctly, without adding overlapping customer percentages.
   - Evidence informing forecast-year allocation inputs; displayed values and growth are calculated: Separately reported specifying and purchasing customers support treating commercial roles distinctly, without adding overlapping customer percentages.
6. Teradyne, Inc. - Form 10-Q for the Quarterly Period Ended June 28, 2026
   - Evidence informing the 2026 market-value input; displayed series and growth include calculations: First-half 2026 point-in-time revenue was USD xx.xx for SoC and USD xx.xx for memory. Comparable first-half 2025 amounts were USD xx.xx and USD xx.xx independently establishing strong realized growth before the modeled second half. ([investors.teradyne.com](https://investors.teradyne.com/sec-filings/all-sec-filings/content/xx.xx-xx.xx-xx.xx/xx.xx-xx.xx-xx.xx.pdf))
   - Evidence informing forecast-year allocation inputs; displayed values and growth are calculated: The scoped memory forecast pool supplies one bounded source of combined-configuration value; the co-primary fraction remains assumed.

7. Cohu, Inc. - Form 10-K for the Fiscal Year Ended December 27, 2025
   · Evidence informing the 2023 market-value input; displayed series and growth include calculations: Cohu reports 2023 systems-semiconductor test and inspection revenue of USD xx.xx. Only an assumed complete-tester and eligible-device portion enters this market. ([sec.gov](https://www.sec.gov/Archives/edgar/data/xx.xx/xx.xx/cohu20251227_10k.htm))
   · Evidence informing the 2024 market-value input; displayed series and growth include calculations: Cohu reports 2024 systems-semiconductor test and inspection revenue of USD xx.xx separately from non-systems revenue. ([sec.gov](https://www.sec.gov/Archives/edgar/data/xx.xx/xx.xx/cohu20251227_10k.htm))
   · Evidence informing the 2025 market-value input; displayed series and growth include calculations: Cohu reports 2025 systems-semiconductor test and inspection revenue of USD xx.xx. Automation, inspection, interfaces and recurring services prevent attribution of the whole company to SoC testers. ([sec.gov](https://www.sec.gov/Archives/edgar/data/xx.xx/xx.xx/cohu20251227_10k.htm))
   · Evidence informing base-year allocation inputs; displayed values and growth are calculated: Asian destination disclosures provide an independent supplier cross-check on regional concentration.
8. Hangzhou Changchuan Technology Co., Ltd. - 2025 Annual Report
   · Evidence informing the 2024 market-value input; displayed series and growth include calculations: The product table reports 2024 tester revenue of CNY xx.xx, distinct from handlers and other products. Its SoC-eligible portion remains modeled. ([static.cninfo.com.cn](https://static.cninfo.com.cn/finalpage/2026-xx.xx-xx.xx/xx.xx.PDF))
   · Evidence informing the 2025 market-value input; displayed series and growth include calculations: The product table reports 2025 tester revenue of CNY xx.xx. The filing's broader analog and digital portfolio requires a scope adjustment rather than inclusion of all tester revenue. ([static.cninfo.com.cn](https://static.cninfo.com.cn/finalpage/2026-xx.xx-xx.xx/xx.xx.PDF))
9. YC Corporation - Business Report for the Year Ended December 31, 2025
   · Evidence informing the 2023 market-value input; displayed series and growth include calculations: The sales table reports KRW xx.xx for the 2023 memory-wafer-tester, semiconductor-equipment, parts, modification and related category. Complete-equipment attribution requires a deduction. ([kind.krx.co.kr](https://kind.krx.co.kr/external/2026/xx.xx/xx.xx/xx.xx/xx.xx/xx.xx.htm))
   · Evidence informing the 2024 market-value input; displayed series and growth include calculations: The comparable 2024 category revenue is KRW xx.xx, not an independently isolated complete-tester total. ([kind.krx.co.kr](https://kind.krx.co.kr/external/2026/xx.xx/xx.xx/xx.xx/xx.xx/xx.xx.htm))
   · Evidence informing the 2025 market-value input; displayed series and growth include calculations: The comparable 2025 category revenue is KRW xx.xx. Parts, modifications and other equipment remain a material scope uncertainty. ([kind.krx.co.kr](https://kind.krx.co.kr/external/2026/xx.xx/xx.xx/xx.xx/xx.xx/xx.xx.htm))
10. Chroma ESG - About Chroma: 2025 Group Financial and Operating Profile
   · Evidence informing the 2025 market-value input; displayed series and growth include calculations: Chroma's own disclosure states 2025 group consolidated revenue of USD xx.xx. This broad corporate amount constrains, but does not directly measure, its eligible complete-SoC-tester revenue. ([csr.chromaate.com](https://csr.chromaate.com/en/esg-en/green-chroma-en/brand-en))
11. Chroma ESG - Green Revenue and Financial Performance, 2025
   · Evidence informing the 2024 market-value input; displayed series and growth include calculations: Chroma reports 2025 consolidated revenue growth of xx.xx%. The model uses this company growth rate to backcast its small 2024 scoped revenue budget at a constant conversion basis, not as an observed 2024 tester subtotal. ([csr.chromaate.com](https://csr.chromaate.com/en/esg-en/green-chroma-en/green-revenue-en))
   · Evidence informing the 2025 market-value input; displayed series and growth include calculations: The disclosure distinguishes broad measurement products and SLT demand, reinforcing the need to exclude unrelated corporate revenue from the SoC/memory tester estimate. ([csr.chromaate.com](https://csr.chromaate.com/en/esg-en/green-chroma-en/green-revenue-en))

12. Federal Reserve Board - Foreign Exchange Rates, G.5A, January 5, 2026

· Evidence informing the 2023 market-value input; displayed series and growth include calculations: The official annual-average exchange-rate release supplies the currency-conversion benchmark; the model uses JPY xx.xx per USD for its large calendar-2023 Japanese revenue anchor and an explicitly rounded KRW conversion for the smaller Korean budget. ([fred.stlouisfed.org](https://fred.stlouisfed.org/series/AEXJPUS/))

· Evidence informing the 2024 market-value input; displayed series and growth include calculations: The model uses JPY xx.xx per USD for calendar 2024; small CNY and KRW budgets use disclosed approximate conversion assumptions close to the official annual averages. ([fred.stlouisfed.org](https://fred.stlouisfed.org/series/AEXJPUS/))

· Evidence informing the 2025 market-value input; displayed series and growth include calculations: The model uses JPY xx.xx per USD for calendar 2025. CNY xx.xx and KRW xx.xx per USD are rounded modeling conventions, not the release's exact observations. ([fred.stlouisfed.org](https://fred.stlouisfed.org/series/AEXJPUS/))

13. SEMI - 2018 Global Semiconductor Equipment Sales Jump to Record USD 64.5 Billion

· Evidence informing the 2017 market-value input; displayed series and growth include calculations: The association's member-billings release reports xx.xx% growth in total test equipment sales in 2018. Its inverse supplies the 2017 historical proxy; it is not a direct observation of the narrower captured market. ([www1.semi.org](https://www1.semi.org/en/2018-global-semiconductor-equipment-sales-jump-record-xx.xx-billion))

· Evidence informing the 2018 market-value input; displayed series and growth include calculations: The release reports approximately USD xx.xx of total semiconductor-equipment sales in 2018, used only with the 2019 equipment total as a disclosed broad-cycle proxy. ([www1.semi.org](https://www1.semi.org/en/2018-global-semiconductor-equipment-sales-jump-record-xx.xx-billion))

14. SEMI - 2020 Global Semiconductor Equipment Sales Surge 19% to Industry Record USD 71.2 Billion

· Evidence informing the 2018 market-value input; displayed series and growth include calculations: The release reports 2019 total equipment billings of USD xx.xx. Relative to the published approximate 2018 total, this supplies a broad-equipment downturn proxy, not an observed SoC/memory tester growth rate. ([semi.org](https://www.semi.org/en/news-media-press/semi-press-releases/annual-global-semiconductor-equipment-sales))

· Evidence informing the 2019 market-value input; displayed series and growth include calculations: Reported 2020 total-test-equipment growth of xx.xx% supplies the inverse bridge into 2019. ([semi.org](https://www.semi.org/en/news-media-press/semi-press-releases/annual-global-semiconductor-equipment-sales))

· Evidence informing the 2020 market-value input; displayed series and growth include calculations: The association's member-submitted billings dataset reports xx.xx% total-test-equipment growth in 2020, used as a historical demand-cycle proxy. ([semi.org](https://www.semi.org/en/news-media-press/semi-press-releases/annual-global-semiconductor-equipment-sales))

15. SEMI - 2021 Global Semiconductor Equipment Sales Surge 44% to Industry Record USD 102.6 Billion

· Evidence informing the 2020 market-value input; displayed series and growth include calculations: Reported total-test-equipment sales growth of xx.xx% in 2021 supports the inverse bridge from the 2021 estimate to 2020. ([semi.org](https://www.semi.org/en/news-media-press-releases/semi-press-releases/2021-global-semiconductor-equipment-sales-surge-xx.xx%xx.xx-to-industry-record-%xx.xx-billion-semi-reports))

· Evidence informing the 2021 market-value input; displayed series and growth include calculations: The xx.xx% test-equipment increase is a member-billings observation for a broader equipment class, not the final market value returned here. ([semi.org](https://www.semi.org/en/news-media-press-releases/semi-press-releases/2021-global-semiconductor-equipment-sales-surge-xx.xx%xx.xx-to-industry-record-%xx.xx-billion-semi-reports))

16. SEMI - Global Semiconductor Equipment Billings Reach Industry Record USD 107.6 Billion in 2022

· Evidence informing the 2021 market-value input; displayed series and growth include calculations: The release reports a xx.xx% contraction in total-test-equipment billings in 2022, supporting the inverse historical bridge into 2021. ([semi.org](https://www.semi.org/en/news-media-press-releases/semi-press-releases/global-semiconductor-equipment-billings-reach-industry-record-%xx.xx-billion-in-2022-semi-reports))

17. SEMI - Global Semiconductor Equipment Billings Slip to USD 106.3 Billion in 2023

· Evidence informing the 2023 market-value input; displayed series and growth include calculations: The xx.xx% broader test-equipment decline supplies a historical-cycle constraint and one small-supplier backcast assumption, not the target-market level.
([semi.org](https://www.semi.org/en/news-media-press-releases/semi-press-releases/global-semiconductor-equipment-billings-slip-to-%xx.xx-billion-in-2023-semi-reports))

18. SEMI - Global Semiconductor Equipment Billings Surged to USD 117 Billion in 2024

· Evidence informing the 2024 market-value input; displayed series and growth include calculations: Realized total-test-equipment billings increased xx.xx% in 2024. This independently checks the direction and approximate magnitude of the modeled target-market recovery without substituting the broader category for this market.
([semi.org](https://www.semi.org/en/semi-press-release/global-semiconductor-equipment-billings-surged-to-xx.xx-billion-dollars-in-2024-semi-reports))

19. SEMI - Global Semiconductor Equipment Billings Reached USD 135 Billion in 2025

· Evidence informing the 2025 market-value input; displayed series and growth include calculations: The association reports realized total-test-equipment billings growth of xx.xx% in 2025. The modeled target-market increase of approximately xx.xx% is directionally consistent; differing product boundaries prevent an exact reconciliation.
([semi.org](https://www.semi.org/en/SEMI-Reports-Global-Semiconductor-Equipment-Billings-Reached-xx.xx-Billion-in-2025))

20. Advantest - Annual Securities Report and Business Report for the Year Ended March 31, 2026

· Evidence informing the 2025 market-value input; displayed series and growth include calculations: Note xx.xx identifies customer operating leases of semiconductor test systems and JPY xx.xx of future payments receivable at March xx.xx 2025. This establishes a small supplier-specific leasing activity, not annual global leasing revenue.
([advantest.com](https://www.advantest.com/document/en/investors/ir-library/report/IR_SecuritiesandBusinessReport_84th_en.pdf))

· Evidence informing the 2026 market-value input; displayed series and growth include calculations: Future customer lease payments receivable were JPY xx.xx at March xx.xx 2026; disclosed terms were one to three years and noncancelable. These figures qualify any assumption that OEM leasing is necessarily large or offers flexible exit.
([advantest.com](https://www.advantest.com/document/en/investors/ir-library/report/IR_SecuritiesandBusinessReport_84th_en.pdf))

21. Amkor Technology, Inc. - Form 10-K for the Year Ended December 31, 2025
    - Evidence informing the 2025 market-value input; displayed series and growth include calculations: Amkor reports 2025 capital expenditures of USD xx.xx versus USD xx.xx in 2024, covering packaging, testing and facilities. The amount is a buyer-spending constraint, not tester-only spending. ([sec.gov](https://www.sec.gov/Archives/edgar/data/xx.xx/xx.xx/amkr-xx.xx.htm))
    - Evidence informing the 2026 market-value input; displayed series and growth include calculations: The filing's USD xx.xx-xx.xx 2026 capital-expenditure expectation is primarily increased by Arizona construction. It cannot be treated as an equivalent tester award or annual tester-market increment. ([sec.gov](https://www.sec.gov/Archives/edgar/data/xx.xx/xx.xx/amkr-xx.xx.htm))
    - Evidence informing the 2028 market-value input; displayed series and growth include calculations: Standardized tester investment, customer-consigned equipment and equipment-redeployment risks qualify the conversion from announced capacity projects to incremental tester purchases. No project investment is added directly to the 2028 forecast. ([sec.gov](https://www.sec.gov/Archives/edgar/data/xx.xx/xx.xx/amkr-xx.xx.htm))
    - Evidence informing the 2029 market-value input; displayed series and growth include calculations: The buyer's broad spending and commitment disclosures support retaining procurement-conversion and reuse uncertainty rather than equating project completion with tester sales. ([sec.gov](https://www.sec.gov/Archives/edgar/data/xx.xx/xx.xx/amkr-xx.xx.htm))
    - Evidence informing base-year allocation inputs; displayed values and growth are calculated: Location-specific property and equipment supports geographically distinct buyer pools, not direct annual tester spending.
    - Evidence informing forecast-year allocation inputs; displayed values and growth are calculated: Location-specific property and equipment supports geographically distinct buyer pools, not direct annual tester spending.
    - Evidence informing base-year allocation inputs; displayed values and growth are calculated: Korea operating assets corroborate local packaging and test activity without equating assets to annual equipment purchases.
22. Intel Corporation - Form 10-K for the Year Ended December 27, 2025
    - Evidence informing forecast-year allocation inputs; displayed values and growth are calculated: Discontinued Germany expansion constrains the forecast; no canceled-project tester increment is included.
    - Evidence informing forecast-year allocation inputs; displayed values and growth are calculated: Costa Rican consolidation is counterevidence to uniform Latin American equipment expansion.
23. Micron Technology, Inc. - Form 10-K for the Fiscal Year Ended August 28, 2025
    - Evidence informing base-year allocation inputs; displayed values and growth are calculated: India's disclosed component assembly/test location supports the base procurement pipeline, not a reported spending amount.
24. Micron - Celebrates Opening of India's First Semiconductor Assembly and Test Facility, February 28, 2026
    - Evidence informing forecast-year allocation inputs; displayed values and growth are calculated: Commercial commencement and aggregate shipment expectations support a post-2025 expansion premise; they do not measure tester expenditure.
25. Amkor - Announces Phase 2 of Arizona Advanced Packaging and Test Campus, September 8, 2026
    - Evidence informing forecast-year allocation inputs; displayed values and growth are calculated: Phase-two construction and completion expectations support delayed procurement conversion, not a 2025 equipment award.
26. NIST - Appendix: The CHIPS Program Office Vision for Success, Two Years Later, January 2025
    - Evidence informing forecast-year allocation inputs; displayed values and growth are calculated: Device-manufacturing and packaging project locations constrain the national expansion opportunity; award ceilings are not tester spending.
27. Chips Joint Undertaking - EU Strengthens Semiconductor Sovereignty with Pilot Lines and Competence Centres, April 2025
    - Evidence informing base-year allocation inputs; displayed values and growth are calculated: Selection of xx.xx competence centres across xx.xx countries supports broad research access, not equal local tester purchases.
    - Evidence informing forecast-year allocation inputs; displayed values and growth are calculated: Selection of xx.xx competence centres across xx.xx countries supports broad research access, not equal local tester purchases.

28. HT Micron - Quality Management and Brazilian Operating Scope
- Evidence informing base-year allocation inputs; displayed values and growth are calculated: Company disclosure establishes Brazilian semiconductor encapsulation and testing activity, but not tester-only expenditure.
- Evidence informing forecast-year allocation inputs; displayed values and growth are calculated: Company disclosure establishes Brazilian semiconductor encapsulation and testing activity, but not tester-only expenditure.

29. NXP Semiconductors - 2025 Annual Report and Financial Statements
- Evidence informing base-year allocation inputs; displayed values and growth are calculated: Disclosed China back-end activity supports a local equipment-purchaser pool.
- Evidence informing forecast-year allocation inputs; displayed values and growth are calculated: Disclosed China back-end activity supports a local equipment-purchaser pool.

30. Brazil MDIC - Complexo Eletroeletrônico e de Semicondutores
- Evidence informing forecast-year allocation inputs; displayed values and growth are calculated: Brasil Semicon is national policy context; its overview does not establish a particular eligible tester purchase or fiscal benefit.

8. SoC & Memory Semiconductor Tester Market, by Platform Architecture

[illegible] The benefit depends on the actual assets remaining applicable. A new program with fewer inherited commitments may provide a better opening for an alternative architecture.

Open-Standard ATE Platforms offer choices at the instrument-integration level without making complete testers interchangeable. PXISA maintains a multi-vendor specification; Marvin Test Solutions markets the PXI Express-based TS-960e for SoC applications with integrated ATEasy software and a custom device interface. [illegible]

Integration accountability is a separate purchasing choice. [illegible] Neither architectural openness nor proprietary continuity establishes unrestricted software rights or universal application fit.

Figure 10. Global SoC & Memory Semiconductor Tester Market Size, by Platform Architecture, 2025 (%)

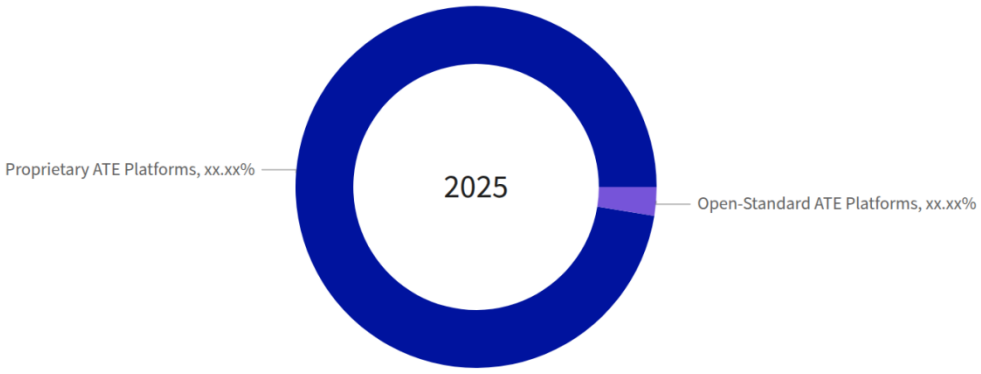

Figure 11. Global SoC & Memory Semiconductor Tester Market, by Platform Architecture, 2032 (USD Million)

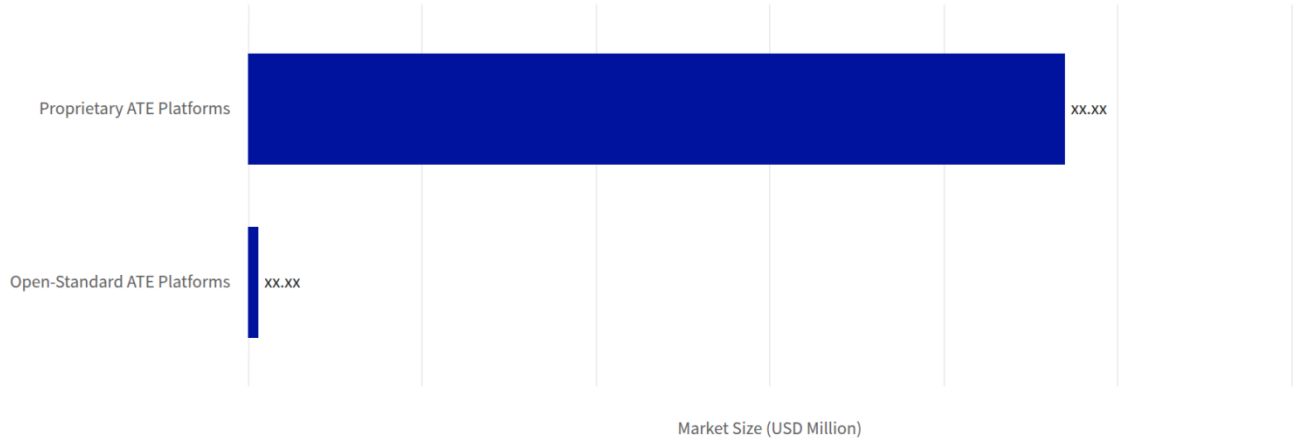

Table 28. Global SoC & Memory Semiconductor Tester Market, by Platform Architecture growth contribution, 2025-2032

Category	2025 value (USD Million)	2032 value (USD Million)	Added value (USD Million)	2025 share (%)	2032 share (%)	Change (pp)	Growth share (%)	CAGR (%)
Open-Standard ATE Platforms	xx.xx	xx.xx	xx.xx	xx.xx	xx.xx	xx.xx	xx.xx	xx.xx
Proprietary ATE Platforms	xx.xx	xx.xx	xx.xx	xx.xx	xx.xx	xx.xx	xx.xx	xx.xx
Scope total	**xx.xx**	**xx.xx**	**xx.xx**	**xx.xx**	**xx.xx**	**xx.xx**	**xx.xx**	**xx.xx**

Table 29. Global SoC & Memory Semiconductor Tester Market Size, by Platform Architecture, 2017-2040 (USD Million)

Platform Architecture	2017	2024	2025	2026	2027	2032	2040	CAGR (%)
Open-Standard ATE Platforms	xx.xx	xx.xx	xx.xx	xx.xx	xx.xx	xx.xx	xx.xx	xx.xx
Proprietary ATE Platforms	xx.xx	xx.xx	xx.xx	xx.xx	xx.xx	xx.xx	xx.xx	xx.xx
Total	**xx.xx**	**xx.xx**	**xx.xx**	**xx.xx**	**xx.xx**	**xx.xx**	**xx.xx**	**xx.xx**

Sources & Evidence

1. V93000 | SoC Test Systems | ADVANTEST CORPORATION

   · V93000 supports cross-generation reuse of programs and interface hardware and uses Advantest's SmarTest software. ([advantest.com](https://www.advantest.com/en/products/semiconductor-test-system/soc/v93000/))

   · Evidence informing base-year allocation inputs; displayed values and growth are calculated: V93000 documentation identifies reusable programs and interface hardware across generations and supplier-developed SmarTest software. These support the retained-investment condition, not a measured switching rate or forecast share. ([advantest.com](https://www.advantest.com/en/products/semiconductor-test-system/soc/v93000/))

   · Evidence informing forecast-year allocation inputs; displayed values and growth are calculated: V93000 documentation identifies reusable programs and interface hardware across generations and supplier-developed SmarTest software. These support the retained-investment condition, not a measured switching rate or forecast share. ([advantest.com](https://www.advantest.com/en/products/semiconductor-test-system/soc/v93000/))

2. What Is the Semiconductor Test System (STS)? - NI

   · NI presents STS as a turnkey PXI-based offering with integrated software and deployment-specific services, providing a commercial counterexample to mandatory buyer-led integration. ([ni.com](https://www.ni.com/en/shop/electronic-test-instrumentation/what-is-the-semiconductor-test-system.html))

   · Evidence informing base-year allocation inputs; displayed values and growth are calculated: STS is an integrated PXI-based ATE offering with broad RF, mixed-signal and MEMS positioning. This establishes the architecture and turnkey commercial model while requiring deductions for applications outside the captured SoC/memory boundary. ([ni.com](https://www.ni.com/en/shop/electronic-test-instrumentation/what-is-the-semiconductor-test-system.html))

   · Evidence informing forecast-year allocation inputs; displayed values and growth are calculated: STS is an integrated PXI-based ATE offering with broad RF, mixed-signal and MEMS positioning. This establishes the architecture and turnkey commercial model while requiring deductions for applications outside the captured SoC/memory boundary. ([ni.com](https://www.ni.com/en/shop/electronic-test-instrumentation/what-is-the-semiconductor-test-system.html))

3. What is PXI - PXISA

   · PXISA describes an open specification supporting multi-vendor interoperability and distinguishes the standard's building blocks from completion of a working automated test system. ([pxisa.org](https://pxisa.org/what-is-pxi/))

   · Taxonomy evidence: The standards association defines PXI through open modular instrumentation and a multi-vendor chassis ecosystem. This is an integration-architecture distinction, not a device-specialization or price-tier classification. ([pxisa.org](https://pxisa.org/what-is-pxi/))

   · Taxonomy evidence: PXISA defines PXI as an open modular instrumentation standard with a shared chassis/backplane and multi-vendor interoperability. This provides an architecture distinction independent of the semiconductor device being tested.

   · Evidence informing base-year allocation inputs; displayed values and growth are calculated: The association defines PXI as an open modular standard with a multi-vendor ecosystem and distinguishes its building blocks from completed application systems. This supports the governing-architecture boundary, not sales weights. ([pxisa.org](https://pxisa.org/what-is-pxi/))

   · Evidence informing forecast-year allocation inputs; displayed values and growth are calculated: The association defines PXI as an open modular standard with a multi-vendor ecosystem and distinguishes its building blocks from completed application systems. This supports the governing-architecture boundary, not sales weights. ([pxisa.org](https://pxisa.org/what-is-pxi/))

4. Legal Information - NI

   · NI states that its software products are supplied under appropriate software licenses; an open-standard hardware architecture does not itself settle software rights. ([ni.com](https://www.ni.com/en/about-ni/legal.html))

5. PXIe Semiconductor Test System | Marvin Test Solutions, Inc.
   · Marvin Test Solutions markets TS-960e as an integrated PXI Express semiconductor system for SoC applications, including ATEasy software and a custom device interface. ([marvintest.com](https://www.marvintest.com/Product/TS-960e-Series))
   · Evidence informing base-year allocation inputs; displayed values and growth are calculated: TS-960e is marketed as a complete integrated PXI Express semiconductor system for SoC applications, including proprietary application elements. It establishes commercial category participation, not the modeled smaller-system shipment count or price. ([marvintest.com](https://www.marvintest.com/Product/TS-960e-Series))
6. US20070043990A1 - Providing precise timing control within a standardized test instrumentation chassis - Google Patents
   · Taxonomy evidence: The patent's architectural background distinguishes specialized ATE platforms using platform-specific hardware/software from standardized instrumentation chassis such as PXI. It supports the historical category distinction, not present market composition or performance comparisons.
7. About LXI Consortium - LXI Standard
   · Taxonomy evidence: The LXI Consortium defines LXI as an open Ethernet-based instrumentation standard and distinguishes instrument-bus integration from chassis-based approaches. This supports keeping the architecture question broader than a list of chassis standards.
8. Advantest - FY2024 Consolidated Financial Results Presentation, April 25, 2025
   · Evidence informing the 2023 market-value input; displayed series and growth include calculations: Quarterly product-revenue disclosures support calendar-2023 totals of JPY xx.xx for SoC testers and JPY xx.xx for memory testers, before modeled scope adjustments. ([advantest.com](https://www.advantest.com/document/en/investors/ir-library/result/JE_BIZ_250425_slide.pdf))
   · Evidence informing the 2024 market-value input; displayed series and growth include calculations: Quarterly product-revenue disclosures support calendar-2024 totals of JPY xx.xx for SoC testers and JPY xx.xx for memory testers; handling, services and system-level testing are disclosed separately. ([advantest.com](https://www.advantest.com/document/en/investors/ir-library/result/JE_BIZ_250425_slide.pdf))
9. Advantest - FY2025 Third Quarter Financial Results Presentation, January 28, 2026
   · Evidence informing the 2025 market-value input; displayed series and growth include calculations: The disclosed January-March 2025 quarter and April-December 2025 quarters produce calendar-2025 SoC tester revenue of JPY xx.xx and memory tester revenue of JPY xx.xx. These are supplier revenues, not a published global market total. ([advantest.com](https://www.advantest.com/document/en/investors/ir-library/result/JE_BIZ_260128_slide.pdf))
   · Evidence informing base-year allocation inputs; displayed values and growth are calculated: Quarterly SoC revenues of JPY xx.xx, xx.xx, xx.xx and xx.xx reconstruct calendar-2025 revenue of JPY xx.xx, the supplier revenue ceiling used for modeled eligible OPENSTAR attribution. ([advantest.com](https://www.advantest.com/document/en/investors/ir-library/result/JE_BIZ_260128_slide.pdf))
10. Advantest - FY2026 First Quarter Financial Results Presentation, July 29, 2026
   · Evidence informing the 2026 market-value input; displayed series and growth include calculations: The presentation reports January-March 2026 SoC/memory revenues of JPY xx.xx/xx.xx and April-June revenues of JPY xx.xx/xx.xx. July guidance forecasts fiscal-2026 SoC/memory revenues of JPY xx.xx/xx.xx and supplies the fiscal-to-calendar bridge. Guidance is not realized revenue. ([advantest.com](https://www.advantest.com/document/en/investors/ir-library/result/JE_BIZ_260729_slide.pdf))
   · Evidence informing the 2040 market-value input; displayed series and growth include calculations: Current equipment revenue and company-specific capacity plans constrain the forecast starting point, not the assumed long-run growth rate or the 2040 result. ([advantest.com](https://www.advantest.com/document/en/investors/ir-library/result/JE_BIZ_260729_slide.pdf))

11. Teradyne, Inc. - Form 10-K for the Year Ended December 31, 2025
    - Evidence informing the 2023 market-value input; displayed series and growth include calculations: The revenue-disaggregation table reports 2023 point-in-time SoC revenue of USD xx.xx and memory revenue of USD xx.xx. Replacement parts require a further modeled deduction. ([investors.teradyne.com](https://investors.teradyne.com/sec-filings/all-sec-filings/content/xx.xx-xx.xx-xx.xx/xx.xx-xx.xx-xx.xx.pdf))
    - Evidence informing the 2024 market-value input; displayed series and growth include calculations: The filing reports 2024 point-in-time SoC revenue of USD xx.xx and memory revenue of USD xx.xx separately from over-time revenue and IST. ([investors.teradyne.com](https://investors.teradyne.com/sec-filings/all-sec-filings/content/xx.xx-xx.xx-xx.xx/xx.xx-xx.xx-xx.xx.pdf))
    - Evidence informing the 2025 market-value input; displayed series and growth include calculations: The filing reports 2025 point-in-time SoC revenue of USD xx.xx and memory revenue of USD xx.xx. Point-in-time recognition includes products and replacement parts and is therefore an equipment proxy rather than an exact complete-system subtotal. ([investors.teradyne.com](https://investors.teradyne.com/sec-filings/all-sec-filings/content/xx.xx-xx.xx-xx.xx/xx.xx-xx.xx-xx.xx.pdf))
12. Teradyne, Inc. - Form 10-Q for the Quarterly Period Ended June 28, 2026
    - Evidence informing the 2026 market-value input; displayed series and growth include calculations: First-half 2026 point-in-time revenue was USD xx.xx for SoC and USD xx.xx for memory. Comparable first-half 2025 amounts were USD xx.xx and USD xx.xx independently establishing strong realized growth before the modeled second half. ([investors.teradyne.com](https://investors.teradyne.com/sec-filings/all-sec-filings/content/xx.xx-xx.xx-xx.xx/xx.xx-xx.xx-xx.xx.pdf))
13. Cohu, Inc. - Form 10-K for the Fiscal Year Ended December 27, 2025
    - Evidence informing the 2023 market-value input; displayed series and growth include calculations: Cohu reports 2023 systems-semiconductor test and inspection revenue of USD xx.xx. Only an assumed complete-tester and eligible-device portion enters this market. ([sec.gov](https://www.sec.gov/Archives/edgar/data/xx.xx/xx.xx/cohu20251227_10k.htm))
    - Evidence informing the 2024 market-value input; displayed series and growth include calculations: Cohu reports 2024 systems-semiconductor test and inspection revenue of USD xx.xx separately from non-systems revenue. ([sec.gov](https://www.sec.gov/Archives/edgar/data/xx.xx/xx.xx/cohu20251227_10k.htm))
    - Evidence informing the 2025 market-value input; displayed series and growth include calculations: Cohu reports 2025 systems-semiconductor test and inspection revenue of USD xx.xx. Automation, inspection, interfaces and recurring services prevent attribution of the whole company to SoC testers. ([sec.gov](https://www.sec.gov/Archives/edgar/data/xx.xx/xx.xx/cohu20251227_10k.htm))
14. Hangzhou Changchuan Technology Co., Ltd. - 2025 Annual Report
    - Evidence informing the 2024 market-value input; displayed series and growth include calculations: The product table reports 2024 tester revenue of CNY xx.xx, distinct from handlers and other products. Its SoC-eligible portion remains modeled. ([static.cninfo.com.cn](https://static.cninfo.com.cn/finalpage/2026-xx.xx-xx.xx/xx.xx.PDF))
    - Evidence informing the 2025 market-value input; displayed series and growth include calculations: The product table reports 2025 tester revenue of CNY xx.xx. The filing's broader analog and digital portfolio requires a scope adjustment rather than inclusion of all tester revenue. ([static.cninfo.com.cn](https://static.cninfo.com.cn/finalpage/2026-xx.xx-xx.xx/xx.xx.PDF))

15. YC Corporation - Business Report for the Year Ended December 31, 2025
    - Evidence informing the 2023 market-value input; displayed series and growth include calculations: The sales table reports KRW xx.xx for the 2023 memory-wafer-tester, semiconductor-equipment, parts, modification and related category. Complete-equipment attribution requires a deduction. ([kind.krx.co.kr](https://kind.krx.co.kr/external/2026/xx.xx/xx.xx/xx.xx/xx.xx/xx.xx.htm))
    - Evidence informing the 2024 market-value input; displayed series and growth include calculations: The comparable 2024 category revenue is KRW xx.xx, not an independently isolated complete-tester total. ([kind.krx.co.kr](https://kind.krx.co.kr/external/2026/xx.xx/xx.xx/xx.xx/xx.xx/xx.xx.htm))
    - Evidence informing the 2025 market-value input; displayed series and growth include calculations: The comparable 2025 category revenue is KRW xx.xx. Parts, modifications and other equipment remain a material scope uncertainty. ([kind.krx.co.kr](https://kind.krx.co.kr/external/2026/xx.xx/xx.xx/xx.xx/xx.xx/xx.xx.htm))
16. Chroma ESG - About Chroma: 2025 Group Financial and Operating Profile
    - Evidence informing the 2025 market-value input; displayed series and growth include calculations: Chroma's own disclosure states 2025 group consolidated revenue of USD xx.xx. This broad corporate amount constrains, but does not directly measure, its eligible complete-SoC-tester revenue. ([csr.chromaate.com](https://csr.chromaate.com/en/esg-en/green-chroma-en/brand-en))
17. Chroma ESG - Green Revenue and Financial Performance, 2025
    - Evidence informing the 2024 market-value input; displayed series and growth include calculations: Chroma reports 2025 consolidated revenue growth of xx.xx%. The model uses this company growth rate to backcast its small 2024 scoped revenue budget at a constant conversion basis, not as an observed 2024 tester subtotal. ([csr.chromaate.com](https://csr.chromaate.com/en/esg-en/green-chroma-en/green-revenue-en))
    - Evidence informing the 2025 market-value input; displayed series and growth include calculations: The disclosure distinguishes broad measurement products and SLT demand, reinforcing the need to exclude unrelated corporate revenue from the SoC/memory tester estimate. ([csr.chromaate.com](https://csr.chromaate.com/en/esg-en/green-chroma-en/green-revenue-en))
18. Federal Reserve Board - Foreign Exchange Rates, G.5A, January 5, 2026
    - Evidence informing the 2023 market-value input; displayed series and growth include calculations: The official annual-average exchange-rate release supplies the currency-conversion benchmark; the model uses JPY xx.xx per USD for its large calendar-2023 Japanese revenue anchor and an explicitly rounded KRW conversion for the smaller Korean budget. ([fred.stlouisfed.org](https://fred.stlouisfed.org/series/AEXJPUS/))
    - Evidence informing the 2024 market-value input; displayed series and growth include calculations: The model uses JPY xx.xx per USD for calendar 2024; small CNY and KRW budgets use disclosed approximate conversion assumptions close to the official annual averages. ([fred.stlouisfed.org](https://fred.stlouisfed.org/series/AEXJPUS/))
    - Evidence informing the 2025 market-value input; displayed series and growth include calculations: The model uses JPY xx.xx per USD for calendar 2025. CNY xx.xx and KRW xx.xx per USD are rounded modeling conventions, not the release's exact observations. ([fred.stlouisfed.org](https://fred.stlouisfed.org/series/AEXJPUS/))
19. SEMI - 2018 Global Semiconductor Equipment Sales Jump to Record USD 64.5 Billion
    - Evidence informing the 2017 market-value input; displayed series and growth include calculations: The association's member-billings release reports xx.xx% growth in total test equipment sales in 2018. Its inverse supplies the 2017 historical proxy; it is not a direct observation of the narrower captured market. ([www1.semi.org](https://www1.semi.org/en/2018-global-semiconductor-equipment-sales-jump-record-xx.xx-billion))
    - Evidence informing the 2018 market-value input; displayed series and growth include calculations: The release reports approximately USD xx.xx of total semiconductor-equipment sales in 2018, used only with the 2019 equipment total as a disclosed broad-cycle proxy. ([www1.semi.org](https://www1.semi.org/en/2018-global-semiconductor-equipment-sales-jump-record-xx.xx-billion))

20. SEMI - 2020 Global Semiconductor Equipment Sales Surge 19% to Industry Record USD 71.2 Billion
    - Evidence informing the 2018 market-value input; displayed series and growth include calculations: The release reports 2019 total equipment billings of USD xx.xx. Relative to the published approximate 2018 total, this supplies a broad-equipment downturn proxy, not an observed SoC/memory tester growth rate. ([semi.org](https://www.semi.org/en/news-media-press/semi-press-releases/annual-global-semiconductor-equipment-sales))
    - Evidence informing the 2019 market-value input; displayed series and growth include calculations: Reported 2020 total-test-equipment growth of xx.xx% supplies the inverse bridge into 2019. ([semi.org](https://www.semi.org/en/news-media-press/semi-press-releases/annual-global-semiconductor-equipment-sales))
    - Evidence informing the 2020 market-value input; displayed series and growth include calculations: The association's member-submitted billings dataset reports xx.xx% total-test-equipment growth in 2020, used as a historical demand-cycle proxy. ([semi.org](https://www.semi.org/en/news-media-press/semi-press-releases/annual-global-semiconductor-equipment-sales))
21. SEMI - 2021 Global Semiconductor Equipment Sales Surge 44% to Industry Record USD 102.6 Billion
    - Evidence informing the 2020 market-value input; displayed series and growth include calculations: Reported total-test-equipment sales growth of xx.xx% in 2021 supports the inverse bridge from the 2021 estimate to 2020. ([semi.org](https://www.semi.org/en/news-media-press-releases/semi-press-releases/2021-global-semiconductor-equipment-sales-surge-xx.xx%xx.xx-to-industry-record-%xx.xx-billion-semi-reports))
    - Evidence informing the 2021 market-value input; displayed series and growth include calculations: The xx.xx% test-equipment increase is a member-billings observation for a broader equipment class, not the final market value returned here. ([semi.org](https://www.semi.org/en/news-media-press-releases/semi-press-releases/2021-global-semiconductor-equipment-sales-surge-xx.xx%xx.xx-to-industry-record-%xx.xx-billion-semi-reports))
22. SEMI - Global Semiconductor Equipment Billings Reach Industry Record USD 107.6 Billion in 2022
    - Evidence informing the 2021 market-value input; displayed series and growth include calculations: The release reports a xx.xx% contraction in total-test-equipment billings in 2022, supporting the inverse historical bridge into 2021. ([semi.org](https://www.semi.org/en/news-media-press-releases/semi-press-releases/global-semiconductor-equipment-billings-reach-industry-record-%xx.xx-billion-in-2022-semi-reports))
23. SEMI - Global Semiconductor Equipment Billings Slip to USD 106.3 Billion in 2023
    - Evidence informing the 2023 market-value input; displayed series and growth include calculations: The xx.xx% broader test-equipment decline supplies a historical-cycle constraint and one small-supplier backcast assumption, not the target-market level. ([semi.org](https://www.semi.org/en/news-media-press-releases/semi-press-releases/global-semiconductor-equipment-billings-slip-to-%xx.xx-billion-in-2023-semi-reports))
24. SEMI - Global Semiconductor Equipment Billings Surged to USD 117 Billion in 2024
    - Evidence informing the 2024 market-value input; displayed series and growth include calculations: Realized total-test-equipment billings increased xx.xx% in 2024. This independently checks the direction and approximate magnitude of the modeled target-market recovery without substituting the broader category for this market. ([semi.org](https://www.semi.org/en/semi-press-release/global-semiconductor-equipment-billings-surged-to-xx.xx-billion-dollars-in-2024-semi-reports))
25. SEMI - Global Semiconductor Equipment Billings Reached USD 135 Billion in 2025
    - Evidence informing the 2025 market-value input; displayed series and growth include calculations: The association reports realized total-test-equipment billings growth of xx.xx% in 2025. The modeled target-market increase of approximately xx.xx% is directionally consistent; differing product boundaries prevent an exact reconciliation. ([semi.org](https://www.semi.org/en/SEMI-Reports-Global-Semiconductor-Equipment-Billings-Reached-xx.xx-Billion-in-2025))

26. Advantest - Annual Securities Report and Business Report for the Year Ended March 31, 2026

· Evidence informing the 2025 market-value input; displayed series and growth include calculations: Note xx.xx identifies customer operating leases of semiconductor test systems and JPY xx.xx of future payments receivable at March xx.xx 2025. This establishes a small supplier-specific leasing activity, not annual global leasing revenue.
([advantest.com](https://www.advantest.com/document/en/investors/ir-library/report/IR_SecuritiesandBusinesReport_84th_en.pdf))

· Evidence informing the 2026 market-value input; displayed series and growth include calculations: Future customer lease payments receivable were JPY xx.xx at March xx.xx 2026; disclosed terms were one to three years and noncancelable. These figures qualify any assumption that OEM leasing is necessarily large or offers flexible exit.
([advantest.com](https://www.advantest.com/document/en/investors/ir-library/report/IR_SecuritiesandBusinesReport_84th_en.pdf))

27. Amkor Technology, Inc. - Form 10-K for the Year Ended December 31, 2025

· Evidence informing the 2025 market-value input; displayed series and growth include calculations: Amkor reports 2025 capital expenditures of USD xx.xx versus USD xx.xx in 2024, covering packaging, testing and facilities. The amount is a buyer-spending constraint, not tester-only spending.
([sec.gov](https://www.sec.gov/Archives/edgar/data/xx.xx/xx.xx/amkr-xx.xx.htm))

· Evidence informing the 2026 market-value input; displayed series and growth include calculations: The filing's USD xx.xx-xx.xx 2026 capital-expenditure expectation is primarily increased by Arizona construction. It cannot be treated as an equivalent tester award or annual tester-market increment.
([sec.gov](https://www.sec.gov/Archives/edgar/data/xx.xx/xx.xx/amkr-xx.xx.htm))

· Evidence informing the 2028 market-value input; displayed series and growth include calculations: Standardized tester investment, customer-consigned equipment and equipment-redeployment risks qualify the conversion from announced capacity projects to incremental tester purchases. No project investment is added directly to the 2028 forecast.
([sec.gov](https://www.sec.gov/Archives/edgar/data/xx.xx/xx.xx/amkr-xx.xx.htm))

· Evidence informing the 2029 market-value input; displayed series and growth include calculations: The buyer's broad spending and commitment disclosures support retaining procurement-conversion and reuse uncertainty rather than equating project completion with tester sales.
([sec.gov](https://www.sec.gov/Archives/edgar/data/xx.xx/xx.xx/amkr-xx.xx.htm))

28. Emerson Electric Co. - Form 10-K for the Year Ended September 30, 2025

· Evidence informing base-year allocation inputs; displayed values and growth are calculated: Reported Test & Measurement sales of USD xx.xx in FY2025 and USD xx.xx in FY2024 constrain the broad NI revenue proxy, not complete SoC/memory tester revenue.
([ir.emerson.com](https://ir.emerson.com/sec-filings/all-sec-filings/content/xx.xx-xx.xx-xx.xx/emr-xx.xx.htm))

29. Emerson Electric Co. - Form 10-Q for the Quarter Ended December 31, 2025

· Evidence informing base-year allocation inputs; displayed values and growth are calculated: December-quarter Test & Measurement sales of USD xx.xx versus USD xx.xx supply the approximate calendar bridge. Prior-period segment presentation was reclassified, limiting level comparability.
([sec.gov](https://www.sec.gov/Archives/edgar/data/xx.xx/xx.xx/emr-xx.xx.htm))

30. National Instruments Corporation - 2022 Annual Report

· Evidence informing base-year allocation inputs; displayed values and growth are calculated: Semiconductor and Electronics represented approximately xx.xx% of NI's 2022 revenue, with approximately half from production test and half from R&D test. These historical mix observations calibrate, but do not verify, the 2025 scoped equipment budget.
([sec.gov](https://www.sec.gov/Archives/edgar/data/xx.xx/xx.xx/ny20006399x3_ars.pdf))

31. Advantest - FY2025 Financial Briefing, April 27, 2026

· Evidence informing base-year allocation inputs; displayed values and growth are calculated: Automotive/industrial/consumer/DDIC represented approximately xx.xx% and xx.xx% of fiscal SoC sales in FY2024 and FY2025, rounded to five-percentage-point increments. These application proportions constrain the mainstream equipment attribution. ([advantest.com](https://www.advantest.com/document/en/investors/ir-library/result/JE_BIZ_260427_slide.pdf))

· Evidence informing forecast-year allocation inputs; displayed values and growth are calculated: Automotive/industrial/consumer/DDIC represented approximately xx.xx% and xx.xx% of fiscal SoC sales in FY2024 and FY2025, rounded to five-percentage-point increments. These application proportions constrain the mainstream equipment attribution. ([advantest.com](https://www.advantest.com/document/en/investors/ir-library/result/JE_BIZ_260427_slide.pdf))

· Evidence informing base-year allocation inputs; displayed values and growth are calculated: Fiscal SoC sales increased from JPY xx.xx to JPY xx.xx, while computing/communications represented approximately xx.xx% of FY2025 SoC sales. This supports differentiated application-growth assumptions, not a directly observed proprietary share or future allocation. ([advantest.com](https://www.advantest.com/document/en/investors/ir-library/result/JE_BIZ_260427_slide.pdf))

· Evidence informing forecast-year allocation inputs; displayed values and growth are calculated: Fiscal SoC sales increased from JPY xx.xx to JPY xx.xx, while computing/communications represented approximately xx.xx% of FY2025 SoC sales. This supports differentiated application-growth assumptions, not a directly observed proprietary share or future allocation. ([advantest.com](https://www.advantest.com/document/en/investors/ir-library/result/JE_BIZ_260427_slide.pdf))

32. Advantest - Annual Report 2005

· Evidence informing base-year allocation inputs; displayed values and growth are calculated: The report identifies T2000's OPENSTAR basis and publicly available specifications developed through the Semiconductor Test Consortium. This supports historical standards classification only; its historical market-share statements are not used. ([www3.advantest.com](https://www3.advantest.com/documents/xx.xx/xx.xx/pdf_investor_AR2005_en.pdf))

· Evidence informing forecast-year allocation inputs; displayed values and growth are calculated: The report identifies T2000's OPENSTAR basis and publicly available specifications developed through the Semiconductor Test Consortium. This supports historical standards classification only; its historical market-share statements are not used. ([www3.advantest.com](https://www3.advantest.com/documents/xx.xx/xx.xx/pdf_investor_AR2005_en.pdf))

33. Advantest - What Is ATE (Automated Test Equipment)? Roles, Systems & Future Outlook

· Evidence informing base-year allocation inputs; displayed values and growth are calculated: Current company positioning identifies T2000 as open architecture and associates it with microcontroller and automotive applications, supporting continuity of the classification premise without measuring sales. ([advantest.com](https://www.advantest.com/en/semiconductor-basics/automated-test-equipment/))

· Evidence informing forecast-year allocation inputs; displayed values and growth are calculated: Current company positioning identifies T2000 as open architecture and associates it with microcontroller and automotive applications, supporting continuity of the classification premise without measuring sales. ([advantest.com](https://www.advantest.com/en/semiconductor-basics/automated-test-equipment/))

· Evidence informing base-year allocation inputs; displayed values and growth are calculated: The company distinguishes V93000's supplier-specific architecture from T2000's open-architecture positioning, supporting platform-level rather than supplier-wide classification. ([advantest.com](https://www.advantest.com/en/semiconductor-basics/automated-test-equipment/))

· Evidence informing forecast-year allocation inputs; displayed values and growth are calculated: The company distinguishes V93000's supplier-specific architecture from T2000's open-architecture positioning, supporting platform-level rather than supplier-wide classification. ([advantest.com](https://www.advantest.com/en/semiconductor-basics/automated-test-equipment/))

34. Emerson Electric Co. - Form 10-Q for the Quarter Ended June 30, 2026
· Evidence informing forecast-year allocation inputs; displayed values and growth are calculated: Nine-month Test & Measurement revenue of USD xx.xx versus USD xx.xx provides the broad growth calibration for the assumed 2026 eligible-equipment increase. Semiconductor and aerospace/defense both contributed, so the disclosure does not isolate open-standard SoC/memory sales. ([ir.emerson.com](https://ir.emerson.com/sec-filings/all-sec-filings/content/xx.xx-xx.xx-xx.xx/emr-xx.xx.htm))

8.1. Proprietary ATE Platforms

Table 30. Global SoC & Memory Semiconductor Tester Market Size, by Proprietary ATE Platforms, by Region, 2017-2040 (USD Million)

Region	2017	2024	2025	2026	2027	2032	2040	CAGR (%)
Africa	xx.xx	xx.xx	xx.xx	xx.xx	xx.xx	xx.xx	xx.xx	xx.xx
Asia-Pacific	xx.xx	xx.xx	xx.xx	xx.xx	xx.xx	xx.xx	xx.xx	xx.xx
Europe	xx.xx	xx.xx	xx.xx	xx.xx	xx.xx	xx.xx	xx.xx	xx.xx
Latin America	xx.xx	xx.xx	xx.xx	xx.xx	xx.xx	xx.xx	xx.xx	xx.xx
Middle East	xx.xx	xx.xx	xx.xx	xx.xx	xx.xx	xx.xx	xx.xx	xx.xx
North America	xx.xx	xx.xx	xx.xx	xx.xx	xx.xx	xx.xx	xx.xx	xx.xx
Total	**xx.xx**	**xx.xx**	**xx.xx**	**xx.xx**	**xx.xx**	**xx.xx**	**xx.xx**	**xx.xx**

Table 31. Global SoC & Memory Semiconductor Tester Market Size, by Proprietary ATE Platforms, by Group, 2017-2040 (USD Million)

Group	2017	2024	2025	2026	2027	2032	2040	CAGR (%)
ASEAN	xx.xx	xx.xx	xx.xx	xx.xx	xx.xx	xx.xx	xx.xx	xx.xx
BRICS	xx.xx	xx.xx	xx.xx	xx.xx	xx.xx	xx.xx	xx.xx	xx.xx
European Union	xx.xx	xx.xx	xx.xx	xx.xx	xx.xx	xx.xx	xx.xx	xx.xx
G7	xx.xx	xx.xx	xx.xx	xx.xx	xx.xx	xx.xx	xx.xx	xx.xx
GCC	xx.xx	xx.xx	xx.xx	xx.xx	xx.xx	xx.xx	xx.xx	xx.xx
NATO	xx.xx	xx.xx	xx.xx	xx.xx	xx.xx	xx.xx	xx.xx	xx.xx

Table 32. Global SoC & Memory Semiconductor Tester Market Size, by Proprietary ATE Platforms, by Country, 2017-2040 (USD Million)

Country	2017	2024	2025	2026	2027	2032	2040	CAGR (%)
Australia	xx.xx	xx.xx	xx.xx	xx.xx	xx.xx	xx.xx	xx.xx	xx.xx
Brazil	xx.xx	xx.xx	xx.xx	xx.xx	xx.xx	xx.xx	xx.xx	xx.xx
Canada	xx.xx	xx.xx	xx.xx	xx.xx	xx.xx	xx.xx	xx.xx	xx.xx
China	xx.xx	xx.xx	xx.xx	xx.xx	xx.xx	xx.xx	xx.xx	xx.xx
France	xx.xx	xx.xx	xx.xx	xx.xx	xx.xx	xx.xx	xx.xx	xx.xx
Germany	xx.xx	xx.xx	xx.xx	xx.xx	xx.xx	xx.xx	xx.xx	xx.xx
India	xx.xx	xx.xx	xx.xx	xx.xx	xx.xx	xx.xx	xx.xx	xx.xx
Italy	xx.xx	xx.xx	xx.xx	xx.xx	xx.xx	xx.xx	xx.xx	xx.xx
Japan	xx.xx	xx.xx	xx.xx	xx.xx	xx.xx	xx.xx	xx.xx	xx.xx
Mexico	xx.xx	xx.xx	xx.xx	xx.xx	xx.xx	xx.xx	xx.xx	xx.xx
Russia	xx.xx	xx.xx	xx.xx	xx.xx	xx.xx	xx.xx	xx.xx	xx.xx
South Korea	xx.xx	xx.xx	xx.xx	xx.xx	xx.xx	xx.xx	xx.xx	xx.xx
Spain	xx.xx	xx.xx	xx.xx	xx.xx	xx.xx	xx.xx	xx.xx	xx.xx
United Kingdom	xx.xx	xx.xx	xx.xx	xx.xx	xx.xx	xx.xx	xx.xx	xx.xx
United States	xx.xx	xx.xx	xx.xx	xx.xx	xx.xx	xx.xx	xx.xx	xx.xx
Others	xx.xx	xx.xx	xx.xx	xx.xx	xx.xx	xx.xx	xx.xx	xx.xx
Total	**xx.xx**	**xx.xx**	**xx.xx**	**xx.xx**	**xx.xx**	**xx.xx**	**xx.xx**	**xx.xx**

Sources & Evidence

1. US20070043990A1 - Providing precise timing control within a standardized test instrumentation chassis - Google Patents

   · Taxonomy evidence: The disclosure describes conventional ATE platforms whose specialized modules and software are not interchangeable across platforms, providing historical support for the supplier-specific integration category.

2. Advantest - FY2024 Consolidated Financial Results Presentation, April 25, 2025

   · Evidence informing the 2023 market-value input; displayed series and growth include calculations: Quarterly product-revenue disclosures support calendar-2023 totals of JPY xx.xx for SoC testers and JPY xx.xx for memory testers, before modeled scope adjustments. ([advantest.com](https://www.advantest.com/document/en/investors/ir-library/result/JE_BIZ_250425_slide.pdf))

   · Evidence informing the 2024 market-value input; displayed series and growth include calculations: Quarterly product-revenue disclosures support calendar-2024 totals of JPY xx.xx for SoC testers and JPY xx.xx for memory testers; handling, services and system-level testing are disclosed separately. ([advantest.com](https://www.advantest.com/document/en/investors/ir-library/result/JE_BIZ_250425_slide.pdf))

3. Advantest - FY2025 Third Quarter Financial Results Presentation, January 28, 2026
   · Evidence informing the 2025 market-value input; displayed series and growth include calculations: The disclosed January-March 2025 quarter and April-December 2025 quarters produce calendar-2025 SoC tester revenue of JPY xx.xx and memory tester revenue of JPY xx.xx. These are supplier revenues, not a published global market total. ([advantest.com](https://www.advantest.com/document/en/investors/ir-library/result/JE_BIZ_260128_slide.pdf))
   · Evidence informing base-year allocation inputs; displayed values and growth are calculated: Quarterly ship-to records calibrate the Americas destination proxy; equipment scope and regional subdivision remain modeled.
   · Evidence informing base-year allocation inputs; displayed values and growth are calculated: Quarterly Europe destination revenue constrains the European equipment-demand weight.
   · Evidence informing base-year allocation inputs; displayed values and growth are calculated: Country ship-to revenue provides the main calibration for Asia-Pacific concentration.
   · Evidence informing base-year allocation inputs; displayed values and growth are calculated: China deliveries constrain the base country equipment-demand proxy.
   · Evidence informing base-year allocation inputs; displayed values and growth are calculated: Korea deliveries constrain the base country equipment-demand proxy.
   · Evidence informing base-year allocation inputs; displayed values and growth are calculated: Japan deliveries constrain the base country equipment-demand proxy.
4. Advantest - FY2026 First Quarter Financial Results Presentation, July 29, 2026
   · Evidence informing the 2026 market-value input; displayed series and growth include calculations: The presentation reports January-March 2026 SoC/memory revenues of JPY xx.xx/xx.xx and April-June revenues of JPY xx.xx/xx.xx. July guidance forecasts fiscal-2026 SoC/memory revenues of JPY xx.xx/xx.xx and supplies the fiscal-to-calendar bridge. Guidance is not realized revenue. ([advantest.com](https://www.advantest.com/document/en/investors/ir-library/result/JE_BIZ_260729_slide.pdf))
   · Evidence informing the 2040 market-value input; displayed series and growth include calculations: Current equipment revenue and company-specific capacity plans constrain the forecast starting point, not the assumed long-run growth rate or the 2040 result. ([advantest.com](https://www.advantest.com/document/en/investors/ir-library/result/JE_BIZ_260729_slide.pdf))

5. Teradyne, Inc. - Form 10-K for the Year Ended December 31, 2025
   - Evidence informing the 2023 market-value input; displayed series and growth include calculations: The revenue-disaggregation table reports 2023 point-in-time SoC revenue of USD xx.xx and memory revenue of USD xx.xx. Replacement parts require a further modeled deduction. ([investors.teradyne.com](https://investors.teradyne.com/sec-filings/all-sec-filings/content/xx.xx-xx.xx-xx.xx/xx.xx-xx.xx-xx.xx.pdf))
   - Evidence informing the 2024 market-value input; displayed series and growth include calculations: The filing reports 2024 point-in-time SoC revenue of USD xx.xx and memory revenue of USD xx.xx separately from over-time revenue and IST. ([investors.teradyne.com](https://investors.teradyne.com/sec-filings/all-sec-filings/content/xx.xx-xx.xx-xx.xx/xx.xx-xx.xx-xx.xx.pdf))
   - Evidence informing the 2025 market-value input; displayed series and growth include calculations: The filing reports 2025 point-in-time SoC revenue of USD xx.xx and memory revenue of USD xx.xx. Point-in-time recognition includes products and replacement parts and is therefore an equipment proxy rather than an exact complete-system subtotal. ([investors.teradyne.com](https://investors.teradyne.com/sec-filings/all-sec-filings/content/xx.xx-xx.xx-xx.xx/xx.xx-xx.xx-xx.xx.pdf))
   - Evidence informing base-year allocation inputs; displayed values and growth are calculated: Customer-site geography and broader revenue disclosures support the scoped national destination bridge.
   - Evidence informing base-year allocation inputs; displayed values and growth are calculated: Customer-site attribution distinguishes receiving locations from specifying customer headquarters.
   - Evidence informing base-year allocation inputs; displayed values and growth are calculated: Europe revenue requires a substantial modeled exclusion of adjacent businesses and services.
   - Evidence informing base-year allocation inputs; displayed values and growth are calculated: Disclosed Asian customer-site revenues constrain the joint regional proxy.
6. Teradyne, Inc. - Form 10-Q for the Quarterly Period Ended June 28, 2026
   - Evidence informing the 2026 market-value input; displayed series and growth include calculations: First-half 2026 point-in-time revenue was USD xx.xx for SoC and USD xx.xx for memory. Comparable first-half 2025 amounts were USD xx.xx and USD xx.xx independently establishing strong realized growth before the modeled second half. ([investors.teradyne.com](https://investors.teradyne.com/sec-filings/all-sec-filings/content/xx.xx-xx.xx-xx.xx/xx.xx-xx.xx-xx.xx.pdf))
7. Cohu, Inc. - Form 10-K for the Fiscal Year Ended December 27, 2025
   - Evidence informing the 2023 market-value input; displayed series and growth include calculations: Cohu reports 2023 systems-semiconductor test and inspection revenue of USD xx.xx. Only an assumed complete-tester and eligible-device portion enters this market. ([sec.gov](https://www.sec.gov/Archives/edgar/data/xx.xx/xx.xx/cohu20251227_10k.htm))
   - Evidence informing the 2024 market-value input; displayed series and growth include calculations: Cohu reports 2024 systems-semiconductor test and inspection revenue of USD xx.xx separately from non-systems revenue. ([sec.gov](https://www.sec.gov/Archives/edgar/data/xx.xx/xx.xx/cohu20251227_10k.htm))
   - Evidence informing the 2025 market-value input; displayed series and growth include calculations: Cohu reports 2025 systems-semiconductor test and inspection revenue of USD xx.xx. Automation, inspection, interfaces and recurring services prevent attribution of the whole company to SoC testers. ([sec.gov](https://www.sec.gov/Archives/edgar/data/xx.xx/xx.xx/cohu20251227_10k.htm))
   - Evidence informing base-year allocation inputs; displayed values and growth are calculated: Asian destination disclosures provide an independent supplier cross-check on regional concentration.

8. Hangzhou Changchuan Technology Co., Ltd. - 2025 Annual Report
   · Evidence informing the 2024 market-value input; displayed series and growth include calculations: The product table reports 2024 tester revenue of CNY xx.xx, distinct from handlers and other products. Its SoC-eligible portion remains modeled. ([static.cninfo.com.cn](https://static.cninfo.com.cn/finalpage/2026-xx.xx-xx.xx/xx.xx.PDF))
   · Evidence informing the 2025 market-value input; displayed series and growth include calculations: The product table reports 2025 tester revenue of CNY xx.xx. The filing's broader analog and digital portfolio requires a scope adjustment rather than inclusion of all tester revenue. ([static.cninfo.com.cn](https://static.cninfo.com.cn/finalpage/2026-xx.xx-xx.xx/xx.xx.PDF))
9. YC Corporation - Business Report for the Year Ended December 31, 2025
   · Evidence informing the 2023 market-value input; displayed series and growth include calculations: The sales table reports KRW xx.xx for the 2023 memory-wafer-tester, semiconductor-equipment, parts, modification and related category. Complete-equipment attribution requires a deduction. ([kind.krx.co.kr](https://kind.krx.co.kr/external/2026/xx.xx/xx.xx/xx.xx/xx.xx/xx.xx.htm))
   · Evidence informing the 2024 market-value input; displayed series and growth include calculations: The comparable 2024 category revenue is KRW xx.xx, not an independently isolated complete-tester total. ([kind.krx.co.kr](https://kind.krx.co.kr/external/2026/xx.xx/xx.xx/xx.xx/xx.xx/xx.xx.htm))
   · Evidence informing the 2025 market-value input; displayed series and growth include calculations: The comparable 2025 category revenue is KRW xx.xx. Parts, modifications and other equipment remain a material scope uncertainty. ([kind.krx.co.kr](https://kind.krx.co.kr/external/2026/xx.xx/xx.xx/xx.xx/xx.xx/xx.xx.htm))
10. Chroma ESG - About Chroma: 2025 Group Financial and Operating Profile
   · Evidence informing the 2025 market-value input; displayed series and growth include calculations: Chroma's own disclosure states 2025 group consolidated revenue of USD xx.xx. This broad corporate amount constrains, but does not directly measure, its eligible complete-SoC-tester revenue. ([csr.chromaate.com](https://csr.chromaate.com/en/esg-en/green-chroma-en/brand-en))
11. Chroma ESG - Green Revenue and Financial Performance, 2025
   · Evidence informing the 2024 market-value input; displayed series and growth include calculations: Chroma reports 2025 consolidated revenue growth of xx.xx%. The model uses this company growth rate to backcast its small 2024 scoped revenue budget at a constant conversion basis, not as an observed 2024 tester subtotal. ([csr.chromaate.com](https://csr.chromaate.com/en/esg-en/green-chroma-en/green-revenue-en))
   · Evidence informing the 2025 market-value input; displayed series and growth include calculations: The disclosure distinguishes broad measurement products and SLT demand, reinforcing the need to exclude unrelated corporate revenue from the SoC/memory tester estimate. ([csr.chromaate.com](https://csr.chromaate.com/en/esg-en/green-chroma-en/green-revenue-en))
12. Federal Reserve Board - Foreign Exchange Rates, G.5A, January 5, 2026
   · Evidence informing the 2023 market-value input; displayed series and growth include calculations: The official annual-average exchange-rate release supplies the currency-conversion benchmark; the model uses JPY xx.xx per USD for its large calendar-2023 Japanese revenue anchor and an explicitly rounded KRW conversion for the smaller Korean budget. ([fred.stlouisfed.org](https://fred.stlouisfed.org/series/AEXJPUS/))
   · Evidence informing the 2024 market-value input; displayed series and growth include calculations: The model uses JPY xx.xx per USD for calendar 2024; small CNY and KRW budgets use disclosed approximate conversion assumptions close to the official annual averages. ([fred.stlouisfed.org](https://fred.stlouisfed.org/series/AEXJPUS/))
   · Evidence informing the 2025 market-value input; displayed series and growth include calculations: The model uses JPY xx.xx per USD for calendar 2025. CNY xx.xx and KRW xx.xx per USD are rounded modeling conventions, not the release's exact observations. ([fred.stlouisfed.org](https://fred.stlouisfed.org/series/AEXJPUS/))

13. SEMI - 2018 Global Semiconductor Equipment Sales Jump to Record USD 64.5 Billion

    · Evidence informing the 2017 market-value input; displayed series and growth include calculations: The association's member-billings release reports xx.xx% growth in total test equipment sales in 2018. Its inverse supplies the 2017 historical proxy; it is not a direct observation of the narrower captured market. ([www1.semi.org](https://www1.semi.org/en/2018-global-semiconductor-equipment-sales-jump-record-xx.xx-billion))

    · Evidence informing the 2018 market-value input; displayed series and growth include calculations: The release reports approximately USD xx.xx of total semiconductor-equipment sales in 2018, used only with the 2019 equipment total as a disclosed broad-cycle proxy. ([www1.semi.org](https://www1.semi.org/en/2018-global-semiconductor-equipment-sales-jump-record-xx.xx-billion))

14. SEMI - 2020 Global Semiconductor Equipment Sales Surge 19% to Industry Record USD 71.2 Billion

    · Evidence informing the 2018 market-value input; displayed series and growth include calculations: The release reports 2019 total equipment billings of USD xx.xx. Relative to the published approximate 2018 total, this supplies a broad-equipment downturn proxy, not an observed SoC/memory tester growth rate. ([semi.org](https://www.semi.org/en/news-media-press/semi-press-releases/annual-global-semiconductor-equipment-sales))

    · Evidence informing the 2019 market-value input; displayed series and growth include calculations: Reported 2020 total-test-equipment growth of xx.xx% supplies the inverse bridge into 2019. ([semi.org](https://www.semi.org/en/news-media-press/semi-press-releases/annual-global-semiconductor-equipment-sales))

    · Evidence informing the 2020 market-value input; displayed series and growth include calculations: The association's member-submitted billings dataset reports xx.xx% total-test-equipment growth in 2020, used as a historical demand-cycle proxy. ([semi.org](https://www.semi.org/en/news-media-press/semi-press-releases/annual-global-semiconductor-equipment-sales))

15. SEMI - 2021 Global Semiconductor Equipment Sales Surge 44% to Industry Record USD 102.6 Billion

    · Evidence informing the 2020 market-value input; displayed series and growth include calculations: Reported total-test-equipment sales growth of xx.xx% in 2021 supports the inverse bridge from the 2021 estimate to 2020. ([semi.org](https://www.semi.org/en/news-media-press-releases/semi-press-releases/2021-global-semiconductor-equipment-sales-surge-xx.xx%xx.xx-to-industry-record-%xx.xx-billion-semi-reports))

    · Evidence informing the 2021 market-value input; displayed series and growth include calculations: The xx.xx% test-equipment increase is a member-billings observation for a broader equipment class, not the final market value returned here. ([semi.org](https://www.semi.org/en/news-media-press-releases/semi-press-releases/2021-global-semiconductor-equipment-sales-surge-xx.xx%xx.xx-to-industry-record-%xx.xx-billion-semi-reports))

16. SEMI - Global Semiconductor Equipment Billings Reach Industry Record USD 107.6 Billion in 2022

    · Evidence informing the 2021 market-value input; displayed series and growth include calculations: The release reports a xx.xx% contraction in total-test-equipment billings in 2022, supporting the inverse historical bridge into 2021. ([semi.org](https://www.semi.org/en/news-media-press-releases/semi-press-releases/global-semiconductor-equipment-billings-reach-industry-record-%xx.xx-billion-in-2022-semi-reports))

17. SEMI - Global Semiconductor Equipment Billings Slip to USD 106.3 Billion in 2023

    · Evidence informing the 2023 market-value input; displayed series and growth include calculations: The xx.xx% broader test-equipment decline supplies a historical-cycle constraint and one small-supplier backcast assumption, not the target-market level. ([semi.org](https://www.semi.org/en/news-media-press-releases/semi-press-releases/global-semiconductor-equipment-billings-slip-to-%xx.xx-billion-in-2023-semi-reports))

18. SEMI - Global Semiconductor Equipment Billings Surged to USD 117 Billion in 2024

    · Evidence informing the 2024 market-value input; displayed series and growth include calculations: Realized total-test-equipment billings increased xx.xx% in 2024. This independently checks the direction and approximate magnitude of the modeled target-market recovery without substituting the broader category for this market. ([semi.org](https://www.semi.org/en/semi-press-release/global-semiconductor-equipment-billings-surged-to-xx.xx-billion-dollars-in-2024-semi-reports))

19. SEMI - Global Semiconductor Equipment Billings Reached USD 135 Billion in 2025

· Evidence informing the 2025 market-value input; displayed series and growth include calculations: The association reports realized total-test-equipment billings growth of xx.xx% in 2025. The modeled target-market increase of approximately xx.xx% is directionally consistent; differing product boundaries prevent an exact reconciliation.
([semi.org](https://www.semi.org/en/SEMI-Reports-Global-Semiconductor-Equipment-Billings-Reached-xx.xx-Billion-in-2025))

20. Advantest - Annual Securities Report and Business Report for the Year Ended March 31, 2026

· Evidence informing the 2025 market-value input; displayed series and growth include calculations: Note xx.xx identifies customer operating leases of semiconductor test systems and JPY xx.xx of future payments receivable at March xx.xx 2025. This establishes a small supplier-specific leasing activity, not annual global leasing revenue.
([advantest.com](https://www.advantest.com/document/en/investors/ir-library/report/IR_SecuritiesandBusinesReport_84th_en.pdf))

· Evidence informing the 2026 market-value input; displayed series and growth include calculations: Future customer lease payments receivable were JPY xx.xx at March xx.xx 2026; disclosed terms were one to three years and noncancelable. These figures qualify any assumption that OEM leasing is necessarily large or offers flexible exit.
([advantest.com](https://www.advantest.com/document/en/investors/ir-library/report/IR_SecuritiesandBusinesReport_84th_en.pdf))

21. Amkor Technology, Inc. - Form 10-K for the Year Ended December 31, 2025

· Evidence informing the 2025 market-value input; displayed series and growth include calculations: Amkor reports 2025 capital expenditures of USD xx.xx versus USD xx.xx in 2024, covering packaging, testing and facilities. The amount is a buyer-spending constraint, not tester-only spending.
([sec.gov](https://www.sec.gov/Archives/edgar/data/xx.xx/xx.xx/amkr-xx.xx.htm))

· Evidence informing the 2026 market-value input; displayed series and growth include calculations: The filing's USD xx.xx-xx.xx 2026 capital-expenditure expectation is primarily increased by Arizona construction. It cannot be treated as an equivalent tester award or annual tester-market increment.
([sec.gov](https://www.sec.gov/Archives/edgar/data/xx.xx/xx.xx/amkr-xx.xx.htm))

· Evidence informing the 2028 market-value input; displayed series and growth include calculations: Standardized tester investment, customer-consigned equipment and equipment-redeployment risks qualify the conversion from announced capacity projects to incremental tester purchases. No project investment is added directly to the 2028 forecast.
([sec.gov](https://www.sec.gov/Archives/edgar/data/xx.xx/xx.xx/amkr-xx.xx.htm))

· Evidence informing the 2029 market-value input; displayed series and growth include calculations: The buyer's broad spending and commitment disclosures support retaining procurement-conversion and reuse uncertainty rather than equating project completion with tester sales.
([sec.gov](https://www.sec.gov/Archives/edgar/data/xx.xx/xx.xx/amkr-xx.xx.htm))

· Evidence informing base-year allocation inputs; displayed values and growth are calculated: Location-specific property and equipment supports geographically distinct buyer pools, not direct annual tester spending.

· Evidence informing forecast-year allocation inputs; displayed values and growth are calculated: Location-specific property and equipment supports geographically distinct buyer pools, not direct annual tester spending.

· Evidence informing base-year allocation inputs; displayed values and growth are calculated: Korea operating assets corroborate local packaging and test activity without equating assets to annual equipment purchases.

22. Intel Corporation - Form 10-K for the Year Ended December 27, 2025

· Evidence informing forecast-year allocation inputs; displayed values and growth are calculated: Discontinued Germany expansion constrains the forecast; no canceled-project tester increment is included.

· Evidence informing forecast-year allocation inputs; displayed values and growth are calculated: Costa Rican consolidation is counterevidence to uniform Latin American equipment expansion.

23. Micron Technology, Inc. - Form 10-K for the Fiscal Year Ended August 28, 2025

· Evidence informing base-year allocation inputs; displayed values and growth are calculated: India's disclosed component assembly/test location supports the base procurement pipeline, not a reported spending amount.

24. Micron - Celebrates Opening of India's First Semiconductor Assembly and Test Facility, February 28, 2026
    - Evidence informing forecast-year allocation inputs; displayed values and growth are calculated: Commercial commencement and aggregate shipment expectations support a post-2025 expansion premise; they do not measure tester expenditure.
25. Amkor - Announces Phase 2 of Arizona Advanced Packaging and Test Campus, September 8, 2026
    - Evidence informing forecast-year allocation inputs; displayed values and growth are calculated: Phase-two construction and completion expectations support delayed procurement conversion, not a 2025 equipment award.
26. NIST - Appendix: The CHIPS Program Office Vision for Success, Two Years Later, January 2025
    - Evidence informing forecast-year allocation inputs; displayed values and growth are calculated: Device-manufacturing and packaging project locations constrain the national expansion opportunity; award ceilings are not tester spending.
27. Chips Joint Undertaking - EU Strengthens Semiconductor Sovereignty with Pilot Lines and Competence Centres, April 2025
    - Evidence informing base-year allocation inputs; displayed values and growth are calculated: Selection of xx.xx competence centres across xx.xx countries supports broad research access, not equal local tester purchases.
    - Evidence informing forecast-year allocation inputs; displayed values and growth are calculated: Selection of xx.xx competence centres across xx.xx countries supports broad research access, not equal local tester purchases.
28. HT Micron - Quality Management and Brazilian Operating Scope
    - Evidence informing base-year allocation inputs; displayed values and growth are calculated: Company disclosure establishes Brazilian semiconductor encapsulation and testing activity, but not tester-only expenditure.
    - Evidence informing forecast-year allocation inputs; displayed values and growth are calculated: Company disclosure establishes Brazilian semiconductor encapsulation and testing activity, but not tester-only expenditure.
29. NXP Semiconductors - 2025 Annual Report and Financial Statements
    - Evidence informing base-year allocation inputs; displayed values and growth are calculated: Disclosed China back-end activity supports a local equipment-purchaser pool.
    - Evidence informing forecast-year allocation inputs; displayed values and growth are calculated: Disclosed China back-end activity supports a local equipment-purchaser pool.
30. Brazil MDIC - Complexo Eletroeletrônico e de Semicondutores
    - Evidence informing forecast-year allocation inputs; displayed values and growth are calculated: Brasil Semicon is national policy context; its overview does not establish a particular eligible tester purchase or fiscal benefit.
31. Advantest - V93000 SoC Test Systems
    - Evidence informing base-year allocation inputs; displayed values and growth are calculated: V93000 documentation identifies reusable programs and interface hardware across generations and supplier-developed SmarTest software. These support the retained-investment condition, not a measured switching rate or forecast share. ([advantest.com](https://www.advantest.com/en/products/semiconductor-test-system/soc/v93000/))
    - Evidence informing forecast-year allocation inputs; displayed values and growth are calculated: V93000 documentation identifies reusable programs and interface hardware across generations and supplier-developed SmarTest software. These support the retained-investment condition, not a measured switching rate or forecast share. ([advantest.com](https://www.advantest.com/en/products/semiconductor-test-system/soc/v93000/))

32. Advantest - FY2025 Financial Briefing, April 27, 2026
- Evidence informing base-year allocation inputs; displayed values and growth are calculated: Fiscal SoC sales increased from JPY xx.xx to JPY xx.xx, while computing/communications represented approximately xx.xx% of FY2025 SoC sales. This supports differentiated application-growth assumptions, not a directly observed proprietary share or future allocation. ([advantest.com](https://www.advantest.com/document/en/investors/ir-library/result/JE_BIZ_260427_slide.pdf))
- Evidence informing forecast-year allocation inputs; displayed values and growth are calculated: Fiscal SoC sales increased from JPY xx.xx to JPY xx.xx, while computing/communications represented approximately xx.xx% of FY2025 SoC sales. This supports differentiated application-growth assumptions, not a directly observed proprietary share or future allocation. ([advantest.com](https://www.advantest.com/document/en/investors/ir-library/result/JE_BIZ_260427_slide.pdf))

33. Advantest - What Is ATE (Automated Test Equipment)? Roles, Systems & Future Outlook
- Evidence informing base-year allocation inputs; displayed values and growth are calculated: The company distinguishes V93000's supplier-specific architecture from T2000's open-architecture positioning, supporting platform-level rather than supplier-wide classification. ([advantest.com](https://www.advantest.com/en/semiconductor-basics/automated-test-equipment/))
- Evidence informing forecast-year allocation inputs; displayed values and growth are calculated: The company distinguishes V93000's supplier-specific architecture from T2000's open-architecture positioning, supporting platform-level rather than supplier-wide classification. ([advantest.com](https://www.advantest.com/en/semiconductor-basics/automated-test-equipment/))

8.2. Open-Standard ATE Platforms

Table 33. Global SoC & Memory Semiconductor Tester Market Size, by Open-Standard ATE Platforms, by Region, 2017-2040 (USD Million)

Region	2017	2024	2025	2026	2027	2032	2040	CAGR (%)
Africa	xx.xx	xx.xx	xx.xx	xx.xx	xx.xx	xx.xx	xx.xx	xx.xx
Asia-Pacific	xx.xx	xx.xx	xx.xx	xx.xx	xx.xx	xx.xx	xx.xx	xx.xx
Europe	xx.xx	xx.xx	xx.xx	xx.xx	xx.xx	xx.xx	xx.xx	xx.xx
Latin America	xx.xx	xx.xx	xx.xx	xx.xx	xx.xx	xx.xx	xx.xx	xx.xx
Middle East	xx.xx	xx.xx	xx.xx	xx.xx	xx.xx	xx.xx	xx.xx	xx.xx
North America	xx.xx	xx.xx	xx.xx	xx.xx	xx.xx	xx.xx	xx.xx	xx.xx
Total	**xx.xx**	**xx.xx**	**xx.xx**	**xx.xx**	**xx.xx**	**xx.xx**	**xx.xx**	**xx.xx**

Table 34. Global SoC & Memory Semiconductor Tester Market Size, by Open-Standard ATE Platforms, by Group, 2017-2040 (USD Million)

Group	2017	2024	2025	2026	2027	2032	2040	CAGR (%)
ASEAN	xx.xx	xx.xx	xx.xx	xx.xx	xx.xx	xx.xx	xx.xx	xx.xx
BRICS	xx.xx	xx.xx	xx.xx	xx.xx	xx.xx	xx.xx	xx.xx	xx.xx
European Union	xx.xx	xx.xx	xx.xx	xx.xx	xx.xx	xx.xx	xx.xx	xx.xx
G7	xx.xx	xx.xx	xx.xx	xx.xx	xx.xx	xx.xx	xx.xx	xx.xx
GCC	xx.xx	xx.xx	xx.xx	xx.xx	xx.xx	xx.xx	xx.xx	xx.xx
NATO	xx.xx	xx.xx	xx.xx	xx.xx	xx.xx	xx.xx	xx.xx	xx.xx

Table 35. Global SoC & Memory Semiconductor Tester Market Size, by Open-Standard ATE Platforms, by Country, 2017-2040 (USD Million)

Country	2017	2024	2025	2026	2027	2032	2040	CAGR (%)
Australia	xx.xx	xx.xx	xx.xx	xx.xx	xx.xx	xx.xx	xx.xx	xx.xx
Brazil	xx.xx	xx.xx	xx.xx	xx.xx	xx.xx	xx.xx	xx.xx	xx.xx
Canada	xx.xx	xx.xx	xx.xx	xx.xx	xx.xx	xx.xx	xx.xx	xx.xx
China	xx.xx	xx.xx	xx.xx	xx.xx	xx.xx	xx.xx	xx.xx	xx.xx
France	xx.xx	xx.xx	xx.xx	xx.xx	xx.xx	xx.xx	xx.xx	xx.xx
Germany	xx.xx	xx.xx	xx.xx	xx.xx	xx.xx	xx.xx	xx.xx	xx.xx
India	xx.xx	xx.xx	xx.xx	xx.xx	xx.xx	xx.xx	xx.xx	xx.xx
Italy	xx.xx	xx.xx	xx.xx	xx.xx	xx.xx	xx.xx	xx.xx	xx.xx
Japan	xx.xx	xx.xx	xx.xx	xx.xx	xx.xx	xx.xx	xx.xx	xx.xx
Mexico	xx.xx	xx.xx	xx.xx	xx.xx	xx.xx	xx.xx	xx.xx	xx.xx
Russia	xx.xx	xx.xx	xx.xx	xx.xx	xx.xx	xx.xx	xx.xx	xx.xx
South Korea	xx.xx	xx.xx	xx.xx	xx.xx	xx.xx	xx.xx	xx.xx	xx.xx
Spain	xx.xx	xx.xx	xx.xx	xx.xx	xx.xx	xx.xx	xx.xx	xx.xx
United Kingdom	xx.xx	xx.xx	xx.xx	xx.xx	xx.xx	xx.xx	xx.xx	xx.xx
United States	xx.xx	xx.xx	xx.xx	xx.xx	xx.xx	xx.xx	xx.xx	xx.xx
Others	xx.xx	xx.xx	xx.xx	xx.xx	xx.xx	xx.xx	xx.xx	xx.xx
Total	**xx.xx**	**xx.xx**	**xx.xx**	**xx.xx**	**xx.xx**	**xx.xx**	**xx.xx**	**xx.xx**

Sources & Evidence

1. What is PXI - PXI Systems Alliance

   · Taxonomy evidence: PXI's standards-level instrument integration supports an open-standard platform class. General PXI lifecycle examples do not independently establish complete SoC/memory tester procurement or reclassify a proprietary tester containing an auxiliary PXI subsystem. ([pxisa.org](https://pxisa.org/what-is-pxi/))

   · Taxonomy evidence: PXI and PXI Express belong to a public instrumentation-specification family maintained by the alliance.

   · Taxonomy evidence: PXISA distinguishes chassis and modules from the additional integration needed to supply a complete automated test system; standards-compliant components alone are not counted as complete testers.

   · Evidence informing base-year allocation inputs; displayed values and growth are calculated: The association defines PXI as an open modular standard with a multi-vendor ecosystem and distinguishes its building blocks from completed application systems. This supports the governing-architecture boundary, not sales weights. ([pxisa.org](https://pxisa.org/what-is-pxi/))

   · Evidence informing forecast-year allocation inputs; displayed values and growth are calculated: The association defines PXI as an open modular standard with a multi-vendor ecosystem and distinguishes its building blocks from completed application systems. This supports the governing-architecture boundary, not sales weights. ([pxisa.org](https://pxisa.org/what-is-pxi/))

2. US20070043990A1 - Providing precise timing control within a standardized test instrumentation chassis - Google Patents

   · Taxonomy evidence: The disclosure separately identifies standardized instrumentation architecture as a basis for integrating third-party instrument cards. Patent disclosure does not establish current product sales.

3. PXIe Semiconductor Test System | Marvin Test Solutions, Inc.

   · Taxonomy evidence: The TS-960e is advertised as an integrated PXI Express semiconductor test system with explicit SoC applications, establishing that an open-standard architecture can be supplied as an in-scope complete tester.

   · Taxonomy evidence: The offering combines a PXIe chassis with a custom device interface and integrated software, illustrating why proprietary application elements do not alone determine the core architecture category.

   · Evidence informing base-year allocation inputs; displayed values and growth are calculated: TS-960e is marketed as a complete integrated PXI Express semiconductor system for SoC applications, including proprietary application elements. It establishes commercial category participation, not the modeled smaller-system shipment count or price. ([marvintest.com](https://www.marvintest.com/Product/TS-960e-Series))

4. About LXI Consortium - LXI Standard

   · Taxonomy evidence: LXI establishes a recognized open-standard distributed-instrument integration family. The source does not establish a complete SoC/memory tester sale, so LXI instruments qualify only when separately shown to form an in-scope complete commercial system.

5. Advantest - FY2024 Consolidated Financial Results Presentation, April 25, 2025

   · Evidence informing the 2023 market-value input; displayed series and growth include calculations: Quarterly product-revenue disclosures support calendar-2023 totals of JPY xx.xx for SoC testers and JPY xx.xx for memory testers, before modeled scope adjustments. ([advantest.com](https://www.advantest.com/document/en/investors/ir-library/result/JE_BIZ_250425_slide.pdf))

   · Evidence informing the 2024 market-value input; displayed series and growth include calculations: Quarterly product-revenue disclosures support calendar-2024 totals of JPY xx.xx for SoC testers and JPY xx.xx for memory testers; handling, services and system-level testing are disclosed separately. ([advantest.com](https://www.advantest.com/document/en/investors/ir-library/result/JE_BIZ_250425_slide.pdf))

6. Advantest - FY2025 Third Quarter Financial Results Presentation, January 28, 2026
   - Evidence informing the 2025 market-value input; displayed series and growth include calculations: The disclosed January-March 2025 quarter and April-December 2025 quarters produce calendar-2025 SoC tester revenue of JPY xx.xx and memory tester revenue of JPY xx.xx. These are supplier revenues, not a published global market total. ([advantest.com](https://www.advantest.com/document/en/investors/ir-library/result/JE_BIZ_260128_slide.pdf))
   - Evidence informing base-year allocation inputs; displayed values and growth are calculated: Quarterly ship-to records calibrate the Americas destination proxy; equipment scope and regional subdivision remain modeled.
   - Evidence informing base-year allocation inputs; displayed values and growth are calculated: Quarterly Europe destination revenue constrains the European equipment-demand weight.
   - Evidence informing base-year allocation inputs; displayed values and growth are calculated: Country ship-to revenue provides the main calibration for Asia-Pacific concentration.
   - Evidence informing base-year allocation inputs; displayed values and growth are calculated: China deliveries constrain the base country equipment-demand proxy.
   - Evidence informing base-year allocation inputs; displayed values and growth are calculated: Korea deliveries constrain the base country equipment-demand proxy.
   - Evidence informing base-year allocation inputs; displayed values and growth are calculated: Japan deliveries constrain the base country equipment-demand proxy.
   - Evidence informing base-year allocation inputs; displayed values and growth are calculated: Quarterly SoC revenues of JPY xx.xx, xx.xx, xx.xx and xx.xx reconstruct calendar-2025 revenue of JPY xx.xx, the supplier revenue ceiling used for modeled eligible OPENSTAR attribution. ([advantest.com](https://www.advantest.com/document/en/investors/ir-library/result/JE_BIZ_260128_slide.pdf))
7. Advantest - FY2026 First Quarter Financial Results Presentation, July 29, 2026
   - Evidence informing the 2026 market-value input; displayed series and growth include calculations: The presentation reports January-March 2026 SoC/memory revenues of JPY xx.xx/xx.xx and April-June revenues of JPY xx.xx/xx.xx. July guidance forecasts fiscal-2026 SoC/memory revenues of JPY xx.xx/xx.xx and supplies the fiscal-to-calendar bridge. Guidance is not realized revenue. ([advantest.com](https://www.advantest.com/document/en/investors/ir-library/result/JE_BIZ_260729_slide.pdf))
   - Evidence informing the 2040 market-value input; displayed series and growth include calculations: Current equipment revenue and company-specific capacity plans constrain the forecast starting point, not the assumed long-run growth rate or the 2040 result. ([advantest.com](https://www.advantest.com/document/en/investors/ir-library/result/JE_BIZ_260729_slide.pdf))

8. Teradyne, Inc. - Form 10-K for the Year Ended December 31, 2025
   - Evidence informing the 2023 market-value input; displayed series and growth include calculations: The revenue-disaggregation table reports 2023 point-in-time SoC revenue of USD xx.xx and memory revenue of USD xx.xx. Replacement parts require a further modeled deduction. ([investors.teradyne.com](https://investors.teradyne.com/sec-filings/all-sec-filings/content/xx.xx-xx.xx-xx.xx/xx.xx-xx.xx-xx.xx.pdf))
   - Evidence informing the 2024 market-value input; displayed series and growth include calculations: The filing reports 2024 point-in-time SoC revenue of USD xx.xx and memory revenue of USD xx.xx separately from over-time revenue and IST. ([investors.teradyne.com](https://investors.teradyne.com/sec-filings/all-sec-filings/content/xx.xx-xx.xx-xx.xx/xx.xx-xx.xx-xx.xx.pdf))
   - Evidence informing the 2025 market-value input; displayed series and growth include calculations: The filing reports 2025 point-in-time SoC revenue of USD xx.xx and memory revenue of USD xx.xx. Point-in-time recognition includes products and replacement parts and is therefore an equipment proxy rather than an exact complete-system subtotal. ([investors.teradyne.com](https://investors.teradyne.com/sec-filings/all-sec-filings/content/xx.xx-xx.xx-xx.xx/xx.xx-xx.xx-xx.xx.pdf))
   - Evidence informing base-year allocation inputs; displayed values and growth are calculated: Customer-site geography and broader revenue disclosures support the scoped national destination bridge.
   - Evidence informing base-year allocation inputs; displayed values and growth are calculated: Customer-site attribution distinguishes receiving locations from specifying customer headquarters.
   - Evidence informing base-year allocation inputs; displayed values and growth are calculated: Europe revenue requires a substantial modeled exclusion of adjacent businesses and services.
   - Evidence informing base-year allocation inputs; displayed values and growth are calculated: Disclosed Asian customer-site revenues constrain the joint regional proxy.
9. Teradyne, Inc. - Form 10-Q for the Quarterly Period Ended June 28, 2026
   - Evidence informing the 2026 market-value input; displayed series and growth include calculations: First-half 2026 point-in-time revenue was USD xx.xx for SoC and USD xx.xx for memory. Comparable first-half 2025 amounts were USD xx.xx and USD xx.xx independently establishing strong realized growth before the modeled second half. ([investors.teradyne.com](https://investors.teradyne.com/sec-filings/all-sec-filings/content/xx.xx-xx.xx-xx.xx/xx.xx-xx.xx-xx.xx.pdf))
10. Cohu, Inc. - Form 10-K for the Fiscal Year Ended December 27, 2025
    - Evidence informing the 2023 market-value input; displayed series and growth include calculations: Cohu reports 2023 systems-semiconductor test and inspection revenue of USD xx.xx. Only an assumed complete-tester and eligible-device portion enters this market. ([sec.gov](https://www.sec.gov/Archives/edgar/data/xx.xx/xx.xx/cohu20251227_10k.htm))
    - Evidence informing the 2024 market-value input; displayed series and growth include calculations: Cohu reports 2024 systems-semiconductor test and inspection revenue of USD xx.xx separately from non-systems revenue. ([sec.gov](https://www.sec.gov/Archives/edgar/data/xx.xx/xx.xx/cohu20251227_10k.htm))
    - Evidence informing the 2025 market-value input; displayed series and growth include calculations: Cohu reports 2025 systems-semiconductor test and inspection revenue of USD xx.xx. Automation, inspection, interfaces and recurring services prevent attribution of the whole company to SoC testers. ([sec.gov](https://www.sec.gov/Archives/edgar/data/xx.xx/xx.xx/cohu20251227_10k.htm))
    - Evidence informing base-year allocation inputs; displayed values and growth are calculated: Asian destination disclosures provide an independent supplier cross-check on regional concentration.

11. Hangzhou Changchuan Technology Co., Ltd. - 2025 Annual Report
    - Evidence informing the 2024 market-value input; displayed series and growth include calculations: The product table reports 2024 tester revenue of CNY xx.xx, distinct from handlers and other products. Its SoC-eligible portion remains modeled. ([static.cninfo.com.cn](https://static.cninfo.com.cn/finalpage/2026-xx.xx-xx.xx/xx.xx.PDF))
    - Evidence informing the 2025 market-value input; displayed series and growth include calculations: The product table reports 2025 tester revenue of CNY xx.xx. The filing's broader analog and digital portfolio requires a scope adjustment rather than inclusion of all tester revenue. ([static.cninfo.com.cn](https://static.cninfo.com.cn/finalpage/2026-xx.xx-xx.xx/xx.xx.PDF))
12. YC Corporation - Business Report for the Year Ended December 31, 2025
    - Evidence informing the 2023 market-value input; displayed series and growth include calculations: The sales table reports KRW xx.xx for the 2023 memory-wafer-tester, semiconductor-equipment, parts, modification and related category. Complete-equipment attribution requires a deduction. ([kind.krx.co.kr](https://kind.krx.co.kr/external/2026/xx.xx/xx.xx/xx.xx/xx.xx/xx.xx.htm))
    - Evidence informing the 2024 market-value input; displayed series and growth include calculations: The comparable 2024 category revenue is KRW xx.xx, not an independently isolated complete-tester total. ([kind.krx.co.kr](https://kind.krx.co.kr/external/2026/xx.xx/xx.xx/xx.xx/xx.xx/xx.xx.htm))
    - Evidence informing the 2025 market-value input; displayed series and growth include calculations: The comparable 2025 category revenue is KRW xx.xx. Parts, modifications and other equipment remain a material scope uncertainty. ([kind.krx.co.kr](https://kind.krx.co.kr/external/2026/xx.xx/xx.xx/xx.xx/xx.xx/xx.xx.htm))
13. Chroma ESG - About Chroma: 2025 Group Financial and Operating Profile
    - Evidence informing the 2025 market-value input; displayed series and growth include calculations: Chroma's own disclosure states 2025 group consolidated revenue of USD xx.xx. This broad corporate amount constrains, but does not directly measure, its eligible complete-SoC-tester revenue. ([csr.chromaate.com](https://csr.chromaate.com/en/esg-en/green-chroma-en/brand-en))
14. Chroma ESG - Green Revenue and Financial Performance, 2025
    - Evidence informing the 2024 market-value input; displayed series and growth include calculations: Chroma reports 2025 consolidated revenue growth of xx.xx%. The model uses this company growth rate to backcast its small 2024 scoped revenue budget at a constant conversion basis, not as an observed 2024 tester subtotal. ([csr.chromaate.com](https://csr.chromaate.com/en/esg-en/green-chroma-en/green-revenue-en))
    - Evidence informing the 2025 market-value input; displayed series and growth include calculations: The disclosure distinguishes broad measurement products and SLT demand, reinforcing the need to exclude unrelated corporate revenue from the SoC/memory tester estimate. ([csr.chromaate.com](https://csr.chromaate.com/en/esg-en/green-chroma-en/green-revenue-en))
15. Federal Reserve Board - Foreign Exchange Rates, G.5A, January 5, 2026
    - Evidence informing the 2023 market-value input; displayed series and growth include calculations: The official annual-average exchange-rate release supplies the currency-conversion benchmark; the model uses JPY xx.xx per USD for its large calendar-2023 Japanese revenue anchor and an explicitly rounded KRW conversion for the smaller Korean budget. ([fred.stlouisfed.org](https://fred.stlouisfed.org/series/AEXJPUS/))
    - Evidence informing the 2024 market-value input; displayed series and growth include calculations: The model uses JPY xx.xx per USD for calendar 2024; small CNY and KRW budgets use disclosed approximate conversion assumptions close to the official annual averages. ([fred.stlouisfed.org](https://fred.stlouisfed.org/series/AEXJPUS/))
    - Evidence informing the 2025 market-value input; displayed series and growth include calculations: The model uses JPY xx.xx per USD for calendar 2025. CNY xx.xx and KRW xx.xx per USD are rounded modeling conventions, not the release's exact observations. ([fred.stlouisfed.org](https://fred.stlouisfed.org/series/AEXJPUS/))

16. SEMI - 2018 Global Semiconductor Equipment Sales Jump to Record USD 64.5 Billion
    - Evidence informing the 2017 market-value input; displayed series and growth include calculations: The association's member-billings release reports xx.xx% growth in total test equipment sales in 2018. Its inverse supplies the 2017 historical proxy; it is not a direct observation of the narrower captured market. ([www1.semi.org](https://www1.semi.org/en/2018-global-semiconductor-equipment-sales-jump-record-xx.xx-billion))
    - Evidence informing the 2018 market-value input; displayed series and growth include calculations: The release reports approximately USD xx.xx of total semiconductor-equipment sales in 2018, used only with the 2019 equipment total as a disclosed broad-cycle proxy. ([www1.semi.org](https://www1.semi.org/en/2018-global-semiconductor-equipment-sales-jump-record-xx.xx-billion))
17. SEMI - 2020 Global Semiconductor Equipment Sales Surge 19% to Industry Record USD 71.2 Billion
    - Evidence informing the 2018 market-value input; displayed series and growth include calculations: The release reports 2019 total equipment billings of USD xx.xx. Relative to the published approximate 2018 total, this supplies a broad-equipment downturn proxy, not an observed SoC/memory tester growth rate. ([semi.org](https://www.semi.org/en/news-media-press/semi-press-releases/annual-global-semiconductor-equipment-sales))
    - Evidence informing the 2019 market-value input; displayed series and growth include calculations: Reported 2020 total-test-equipment growth of xx.xx% supplies the inverse bridge into 2019. ([semi.org](https://www.semi.org/en/news-media-press/semi-press-releases/annual-global-semiconductor-equipment-sales))
    - Evidence informing the 2020 market-value input; displayed series and growth include calculations: The association's member-submitted billings dataset reports xx.xx% total-test-equipment growth in 2020, used as a historical demand-cycle proxy. ([semi.org](https://www.semi.org/en/news-media-press/semi-press-releases/annual-global-semiconductor-equipment-sales))
18. SEMI - 2021 Global Semiconductor Equipment Sales Surge 44% to Industry Record USD 102.6 Billion
    - Evidence informing the 2020 market-value input; displayed series and growth include calculations: Reported total-test-equipment sales growth of xx.xx% in 2021 supports the inverse bridge from the 2021 estimate to 2020. ([semi.org](https://www.semi.org/en/news-media-press-releases/semi-press-releases/2021-global-semiconductor-equipment-sales-surge-xx.xx%xx.xx-to-industry-record-%xx.xx-billion-semi-reports))
    - Evidence informing the 2021 market-value input; displayed series and growth include calculations: The xx.xx% test-equipment increase is a member-billings observation for a broader equipment class, not the final market value returned here. ([semi.org](https://www.semi.org/en/news-media-press-releases/semi-press-releases/2021-global-semiconductor-equipment-sales-surge-xx.xx%xx.xx-to-industry-record-%xx.xx-billion-semi-reports))
19. SEMI - Global Semiconductor Equipment Billings Reach Industry Record USD 107.6 Billion in 2022
    - Evidence informing the 2021 market-value input; displayed series and growth include calculations: The release reports a xx.xx% contraction in total-test-equipment billings in 2022, supporting the inverse historical bridge into 2021. ([semi.org](https://www.semi.org/en/news-media-press-releases/semi-press-releases/global-semiconductor-equipment-billings-reach-industry-record-%xx.xx-billion-in-2022-semi-reports))
20. SEMI - Global Semiconductor Equipment Billings Slip to USD 106.3 Billion in 2023
    - Evidence informing the 2023 market-value input; displayed series and growth include calculations: The xx.xx% broader test-equipment decline supplies a historical-cycle constraint and one small-supplier backcast assumption, not the target-market level. ([semi.org](https://www.semi.org/en/news-media-press-releases/semi-press-releases/global-semiconductor-equipment-billings-slip-to-%xx.xx-billion-in-2023-semi-reports))
21. SEMI - Global Semiconductor Equipment Billings Surged to USD 117 Billion in 2024
    - Evidence informing the 2024 market-value input; displayed series and growth include calculations: Realized total-test-equipment billings increased xx.xx% in 2024. This independently checks the direction and approximate magnitude of the modeled target-market recovery without substituting the broader category for this market. ([semi.org](https://www.semi.org/en/semi-press-release/global-semiconductor-equipment-billings-surged-to-xx.xx-billion-dollars-in-2024-semi-reports))

22. SEMI - Global Semiconductor Equipment Billings Reached USD 135 Billion in 2025

· Evidence informing the 2025 market-value input; displayed series and growth include calculations: The association reports realized total-test-equipment billings growth of xx.xx% in 2025. The modeled target-market increase of approximately xx.xx% is directionally consistent; differing product boundaries prevent an exact reconciliation.
([semi.org](https://www.semi.org/en/SEMI-Reports-Global-Semiconductor-Equipment-Billings-Reached-xx.xx-Billion-in-2025))

23. Advantest - Annual Securities Report and Business Report for the Year Ended March 31, 2026

· Evidence informing the 2025 market-value input; displayed series and growth include calculations: Note xx.xx identifies customer operating leases of semiconductor test systems and JPY xx.xx of future payments receivable at March xx.xx 2025. This establishes a small supplier-specific leasing activity, not annual global leasing revenue.
([advantest.com](https://www.advantest.com/document/en/investors/ir-library/report/IR_SecuritiesandBusinesReport_84th_en.pdf))

· Evidence informing the 2026 market-value input; displayed series and growth include calculations: Future customer lease payments receivable were JPY xx.xx at March xx.xx 2026; disclosed terms were one to three years and noncancelable. These figures qualify any assumption that OEM leasing is necessarily large or offers flexible exit.
([advantest.com](https://www.advantest.com/document/en/investors/ir-library/report/IR_SecuritiesandBusinesReport_84th_en.pdf))

24. Amkor Technology, Inc. - Form 10-K for the Year Ended December 31, 2025

· Evidence informing the 2025 market-value input; displayed series and growth include calculations: Amkor reports 2025 capital expenditures of USD xx.xx versus USD xx.xx in 2024, covering packaging, testing and facilities. The amount is a buyer-spending constraint, not tester-only spending.
([sec.gov](https://www.sec.gov/Archives/edgar/data/xx.xx/xx.xx/amkr-xx.xx.htm))

· Evidence informing the 2026 market-value input; displayed series and growth include calculations: The filing's USD xx.xx-xx.xx 2026 capital-expenditure expectation is primarily increased by Arizona construction. It cannot be treated as an equivalent tester award or annual tester-market increment.
([sec.gov](https://www.sec.gov/Archives/edgar/data/xx.xx/xx.xx/amkr-xx.xx.htm))

· Evidence informing the 2028 market-value input; displayed series and growth include calculations: Standardized tester investment, customer-consigned equipment and equipment-redeployment risks qualify the conversion from announced capacity projects to incremental tester purchases. No project investment is added directly to the 2028 forecast.
([sec.gov](https://www.sec.gov/Archives/edgar/data/xx.xx/xx.xx/amkr-xx.xx.htm))

· Evidence informing the 2029 market-value input; displayed series and growth include calculations: The buyer's broad spending and commitment disclosures support retaining procurement-conversion and reuse uncertainty rather than equating project completion with tester sales.
([sec.gov](https://www.sec.gov/Archives/edgar/data/xx.xx/xx.xx/amkr-xx.xx.htm))

· Evidence informing base-year allocation inputs; displayed values and growth are calculated: Location-specific property and equipment supports geographically distinct buyer pools, not direct annual tester spending.

· Evidence informing forecast-year allocation inputs; displayed values and growth are calculated: Location-specific property and equipment supports geographically distinct buyer pools, not direct annual tester spending.

· Evidence informing base-year allocation inputs; displayed values and growth are calculated: Korea operating assets corroborate local packaging and test activity without equating assets to annual equipment purchases.

25. Intel Corporation - Form 10-K for the Year Ended December 27, 2025

· Evidence informing forecast-year allocation inputs; displayed values and growth are calculated: Discontinued Germany expansion constrains the forecast; no canceled-project tester increment is included.

· Evidence informing forecast-year allocation inputs; displayed values and growth are calculated: Costa Rican consolidation is counterevidence to uniform Latin American equipment expansion.

26. Micron Technology, Inc. - Form 10-K for the Fiscal Year Ended August 28, 2025

· Evidence informing base-year allocation inputs; displayed values and growth are calculated: India's disclosed component assembly/test location supports the base procurement pipeline, not a reported spending amount.

27. Micron - Celebrates Opening of India's First Semiconductor Assembly and Test Facility, February 28, 2026
· Evidence informing forecast-year allocation inputs; displayed values and growth are calculated: Commercial commencement and aggregate shipment expectations support a post-2025 expansion premise; they do not measure tester expenditure.
28. Amkor - Announces Phase 2 of Arizona Advanced Packaging and Test Campus, September 8, 2026
· Evidence informing forecast-year allocation inputs; displayed values and growth are calculated: Phase-two construction and completion expectations support delayed procurement conversion, not a 2025 equipment award.
29. NIST - Appendix: The CHIPS Program Office Vision for Success, Two Years Later, January 2025
· Evidence informing forecast-year allocation inputs; displayed values and growth are calculated: Device-manufacturing and packaging project locations constrain the national expansion opportunity; award ceilings are not tester spending.
30. Chips Joint Undertaking - EU Strengthens Semiconductor Sovereignty with Pilot Lines and Competence Centres, April 2025
· Evidence informing base-year allocation inputs; displayed values and growth are calculated: Selection of xx.xx competence centres across xx.xx countries supports broad research access, not equal local tester purchases.
· Evidence informing forecast-year allocation inputs; displayed values and growth are calculated: Selection of xx.xx competence centres across xx.xx countries supports broad research access, not equal local tester purchases.
31. HT Micron - Quality Management and Brazilian Operating Scope
· Evidence informing base-year allocation inputs; displayed values and growth are calculated: Company disclosure establishes Brazilian semiconductor encapsulation and testing activity, but not tester-only expenditure.
· Evidence informing forecast-year allocation inputs; displayed values and growth are calculated: Company disclosure establishes Brazilian semiconductor encapsulation and testing activity, but not tester-only expenditure.
32. NXP Semiconductors - 2025 Annual Report and Financial Statements
· Evidence informing base-year allocation inputs; displayed values and growth are calculated: Disclosed China back-end activity supports a local equipment-purchaser pool.
· Evidence informing forecast-year allocation inputs; displayed values and growth are calculated: Disclosed China back-end activity supports a local equipment-purchaser pool.
33. Brazil MDIC - Complexo Eletroeletrônico e de Semicondutores
· Evidence informing forecast-year allocation inputs; displayed values and growth are calculated: Brasil Semicon is national policy context; its overview does not establish a particular eligible tester purchase or fiscal benefit.
34. Emerson Electric Co. - Form 10-K for the Year Ended September 30, 2025
· Evidence informing base-year allocation inputs; displayed values and growth are calculated: Reported Test & Measurement sales of USD xx.xx in FY2025 and USD xx.xx in FY2024 constrain the broad NI revenue proxy, not complete SoC/memory tester revenue.
([ir.emerson.com](https://ir.emerson.com/sec-filings/all-sec-filings/content/xx.xx-xx.xx-xx.xx/emr-xx.xx.htm))
35. Emerson Electric Co. - Form 10-Q for the Quarter Ended December 31, 2025
· Evidence informing base-year allocation inputs; displayed values and growth are calculated: December-quarter Test & Measurement sales of USD xx.xx versus USD xx.xx supply the approximate calendar bridge. Prior-period segment presentation was reclassified, limiting level comparability.
([sec.gov](https://www.sec.gov/Archives/edgar/data/xx.xx/xx.xx/emr-xx.xx.htm))
36. National Instruments Corporation - 2022 Annual Report
· Evidence informing base-year allocation inputs; displayed values and growth are calculated: Semiconductor and Electronics represented approximately xx.xx% of NI's 2022 revenue, with approximately half from production test and half from R&D test. These historical mix observations calibrate, but do not verify, the 2025 scoped equipment budget.
([sec.gov](https://www.sec.gov/Archives/edgar/data/xx.xx/xx.xx/ny20006399x3_ars.pdf))

37. Advantest - FY2025 Financial Briefing, April 27, 2026

· Evidence informing base-year allocation inputs; displayed values and growth are calculated: Automotive/industrial/consumer/DDIC represented approximately xx.xx% and xx.xx% of fiscal SoC sales in FY2024 and FY2025, rounded to five-percentage-point increments. These application proportions constrain the mainstream equipment attribution. ([advantest.com](https://www.advantest.com/document/en/investors/ir-library/result/JE_BIZ_260427_slide.pdf))

· Evidence informing forecast-year allocation inputs; displayed values and growth are calculated: Automotive/industrial/consumer/DDIC represented approximately xx.xx% and xx.xx% of fiscal SoC sales in FY2024 and FY2025, rounded to five-percentage-point increments. These application proportions constrain the mainstream equipment attribution. ([advantest.com](https://www.advantest.com/document/en/investors/ir-library/result/JE_BIZ_260427_slide.pdf))

38. Advantest - Annual Report 2005

· Evidence informing base-year allocation inputs; displayed values and growth are calculated: The report identifies T2000's OPENSTAR basis and publicly available specifications developed through the Semiconductor Test Consortium. This supports historical standards classification only; its historical market-share statements are not used. ([www3.advantest.com](https://www3.advantest.com/documents/xx.xx/xx.xx/pdf_investor_AR2005_en.pdf))

· Evidence informing forecast-year allocation inputs; displayed values and growth are calculated: The report identifies T2000's OPENSTAR basis and publicly available specifications developed through the Semiconductor Test Consortium. This supports historical standards classification only; its historical market-share statements are not used. ([www3.advantest.com](https://www3.advantest.com/documents/xx.xx/xx.xx/pdf_investor_AR2005_en.pdf))

39. Advantest - What Is ATE (Automated Test Equipment)? Roles, Systems & Future Outlook

· Evidence informing base-year allocation inputs; displayed values and growth are calculated: Current company positioning identifies T2000 as open architecture and associates it with microcontroller and automotive applications, supporting continuity of the classification premise without measuring sales. ([advantest.com](https://www.advantest.com/en/semiconductor-basics/automated-test-equipment/))

· Evidence informing forecast-year allocation inputs; displayed values and growth are calculated: Current company positioning identifies T2000 as open architecture and associates it with microcontroller and automotive applications, supporting continuity of the classification premise without measuring sales. ([advantest.com](https://www.advantest.com/en/semiconductor-basics/automated-test-equipment/))

40. NI - What Is the Semiconductor Test System (STS)?

· Evidence informing base-year allocation inputs; displayed values and growth are calculated: STS is an integrated PXI-based ATE offering with broad RF, mixed-signal and MEMS positioning. This establishes the architecture and turnkey commercial model while requiring deductions for applications outside the captured SoC/memory boundary. ([ni.com](https://www.ni.com/en/shop/electronic-test-instrumentation/what-is-the-semiconductor-test-system.html))

· Evidence informing forecast-year allocation inputs; displayed values and growth are calculated: STS is an integrated PXI-based ATE offering with broad RF, mixed-signal and MEMS positioning. This establishes the architecture and turnkey commercial model while requiring deductions for applications outside the captured SoC/memory boundary. ([ni.com](https://www.ni.com/en/shop/electronic-test-instrumentation/what-is-the-semiconductor-test-system.html))

41. Emerson Electric Co. - Form 10-Q for the Quarter Ended June 30, 2026

· Evidence informing forecast-year allocation inputs; displayed values and growth are calculated: Nine-month Test & Measurement revenue of USD xx.xx versus USD xx.xx provides the broad growth calibration for the assumed 2026 eligible-equipment increase. Semiconductor and aerospace/defense both contributed, so the disclosure does not isolate open-standard SoC/memory sales. ([ir.emerson.com](https://ir.emerson.com/sec-filings/all-sec-filings/content/xx.xx-xx.xx-xx.xx/emr-xx.xx.htm))

9. SoC & Memory Semiconductor Tester Market, by Test Purpose

[illegible] These records establish distinct commercial uses within supplier and operator portfolios. They do not establish that a configuration selected for an engineering project has been accepted by the organization responsible for the subsequent production deployment.

Combined Engineering and Production Testing is most defensible when continuity is a documented procurement objective. [illegible] Buyers should make the production handoff and acceptance authority explicit before paying for a joint-purpose commitment.

[illegible] Where the production platform remains undecided, a narrower engineering commitment preserves later sourcing freedom but may sacrifice reuse. The decision trigger is the production operator's accepted configuration and commercial commitment, not engineering use by itself.

Figure 12. Global SoC & Memory Semiconductor Tester Market Size, by Test Purpose, 2025 (%)

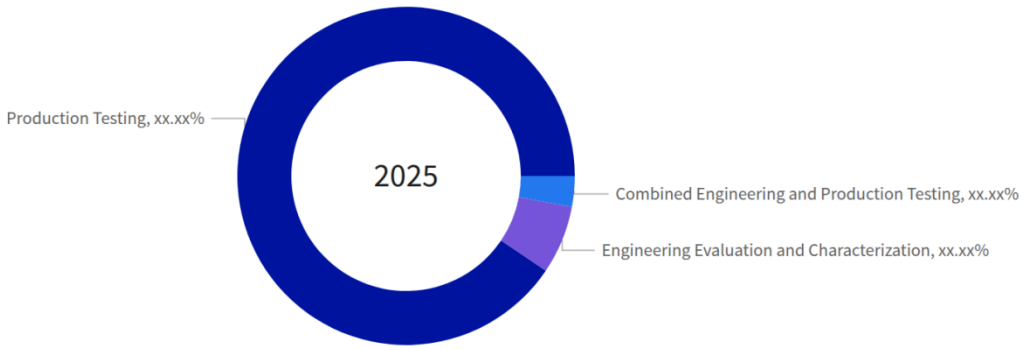

Figure 13. Global SoC & Memory Semiconductor Tester Market, by Test Purpose, 2032 (USD Million)

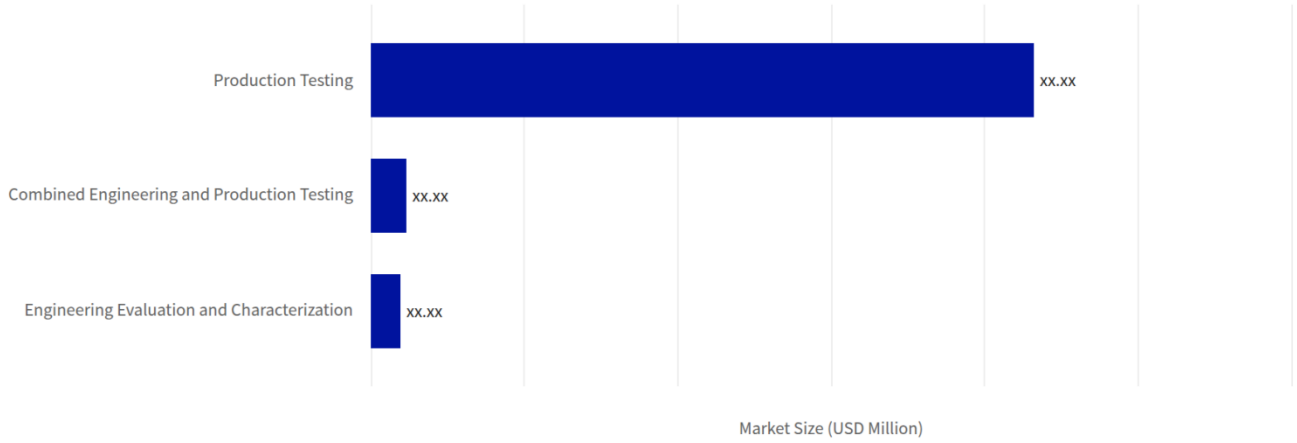

Table 36. Global SoC & Memory Semiconductor Tester Market, by Test Purpose growth contribution, 2025-2032

Category	2025 value (USD Million)	2032 value (USD Million)	Added value (USD Million)	2025 share (%)	2032 share (%)	Change (pp)	Growth share (%)	CAGR (%)
Combined Engineering and Production Testing	xx.xx	xx.xx	xx.xx	xx.xx	xx.xx	xx.xx	xx.xx	xx.xx
Engineering Evaluation and Characterization	xx.xx	xx.xx	xx.xx	xx.xx	xx.xx	xx.xx	xx.xx	xx.xx
Production Testing	xx.xx	xx.xx	xx.xx	xx.xx	xx.xx	xx.xx	xx.xx	xx.xx
Scope total	**xx.xx**	**xx.xx**	**xx.xx**	**xx.xx**	**xx.xx**	**xx.xx**	**xx.xx**	**xx.xx**

Table 37. Global SoC & Memory Semiconductor Tester Market Size, by Test Purpose, 2017-2040 (USD Million)

Test Purpose	2017	2024	2025	2026	2027	2032	2040	CAGR (%)
Combined Engineering and Production Testing	xx.xx	xx.xx	xx.xx	xx.xx	xx.xx	xx.xx	xx.xx	xx.xx
Engineering Evaluation and Characterization	xx.xx	xx.xx	xx.xx	xx.xx	xx.xx	xx.xx	xx.xx	xx.xx
Production Testing	xx.xx	xx.xx	xx.xx	xx.xx	xx.xx	xx.xx	xx.xx	xx.xx
Total	**xx.xx**	**xx.xx**	**xx.xx**	**xx.xx**	**xx.xx**	**xx.xx**	**xx.xx**	**xx.xx**

Sources & Evidence

1. Magnum 2 | Memory Test Solution from Teradyne

· Teradyne distinguishes engineering and production configurations and states that engineering programs can be used on production versions of Magnum xx.xx. ([teradyne.com](https://www.teradyne.com/products/magnum-xx.xx/))

· Evidence informing base-year allocation inputs; displayed values and growth are calculated: Separately identifies an engineering configuration, supporting purpose classification and the direction of the modeled realization difference, not its exact numerical price ratio. ([teradyne.com](https://www.teradyne.com/products/magnum-xx.xx/))

· Evidence informing forecast-year allocation inputs; displayed values and growth are calculated: Separately identifies an engineering configuration, supporting purpose classification and the direction of the modeled realization difference, not its exact numerical price ratio. ([teradyne.com](https://www.teradyne.com/products/magnum-xx.xx/))

· Evidence informing base-year allocation inputs; displayed values and growth are calculated: Separately identifies production configurations, supporting production-purpose attribution rather than classification from family-wide capability alone. ([teradyne.com](https://www.teradyne.com/products/magnum-xx.xx/))

· Evidence informing forecast-year allocation inputs; displayed values and growth are calculated: Separately identifies production configurations, supporting production-purpose attribution rather than classification from family-wide capability alone. ([teradyne.com](https://www.teradyne.com/products/magnum-xx.xx/))

· Evidence informing base-year allocation inputs; displayed values and growth are calculated: Engineering programs can transfer to production versions; this supports conditional continuity but does not measure joint-purpose purchases or the forecast adoption multiplier. ([teradyne.com](https://www.teradyne.com/products/magnum-xx.xx/))

· Evidence informing forecast-year allocation inputs; displayed values and growth are calculated: Engineering programs can transfer to production versions; this supports conditional continuity but does not measure joint-purpose purchases or the forecast adoption multiplier. ([teradyne.com](https://www.teradyne.com/products/magnum-xx.xx/))

2. A New Approach for IC Test - Leveraging the Strength of the PXI Platform - NI

· NI's July xx.xx 2024 discussion describes STS configurations sharing hardware and software across characterization and production. This supports conditional continuity, not customer-specific production acceptance. ([ni.com](https://www.ni.com/en/shop/electronic-test-instrumentation/what-is-the-semiconductor-test-system/a-new-approach-for-ic-test---leveraging-the-strength-of-the-pxi-.html))

· Evidence informing base-year allocation inputs; displayed values and growth are calculated: Describes scalable characterization and production configurations and the commercial constraints of traditional laboratory ATE, supporting a distinct engineering purchasing model. ([ni.com](https://www.ni.com/en/shop/electronic-test-instrumentation/what-is-the-semiconductor-test-system/a-new-approach-for-ic-test---leveraging-the-strength-of-the-pxi-.html))

· Evidence informing forecast-year allocation inputs; displayed values and growth are calculated: Describes scalable characterization and production configurations and the commercial constraints of traditional laboratory ATE, supporting a distinct engineering purchasing model. ([ni.com](https://www.ni.com/en/shop/electronic-test-instrumentation/what-is-the-semiconductor-test-system/a-new-approach-for-ic-test---leveraging-the-strength-of-the-pxi-.html))

· Evidence informing base-year allocation inputs; displayed values and growth are calculated: Shared hardware and software support a continuity scenario, but the record provides neither accepted joint-deployment revenue nor future penetration; both remain explicit assumptions. ([ni.com](https://www.ni.com/en/shop/electronic-test-instrumentation/what-is-the-semiconductor-test-system/a-new-approach-for-ic-test---leveraging-the-strength-of-the-pxi-.html))

· Evidence informing forecast-year allocation inputs; displayed values and growth are calculated: Shared hardware and software support a continuity scenario, but the record provides neither accepted joint-deployment revenue nor future penetration; both remain explicit assumptions. ([ni.com](https://www.ni.com/en/shop/electronic-test-instrumentation/what-is-the-semiconductor-test-system/a-new-approach-for-ic-test---leveraging-the-strength-of-the-pxi-.html))

3. Tester Fleet - UTAC Group

· UTAC advertises its ATE infrastructure for engineering characterization and production environments, establishing coexistence of purposes without identifying a joint mandate for an individual asset. ([utacgroup.com](https://utacgroup.com/test-services/tester-fleet-services/))

4. Fabrication, Testing and Validation Capabilities - Microsystems Engineering, Science and Applications

· Taxonomy evidence: The institutional validation record identifies prototype, characterization and production work alongside complete digital and mixed-signal ATE. It establishes distinct operating purposes, not an individual tester's joint procurement mandate. ([sandia.gov](https://www.sandia.gov/mesa/fabrication-testing-and-validation-capabilities/))

· Taxonomy evidence: The institutional operating record separates prototype, characterization, and production testing and lists complete ATE platforms. ([sandia.gov](https://www.sandia.gov/mesa/fabrication-testing-and-validation-capabilities/))

5. Advantest - FY2024 Consolidated Financial Results Presentation, April 25, 2025

· Evidence informing the 2023 market-value input; displayed series and growth include calculations: Quarterly product-revenue disclosures support calendar-2023 totals of JPY xx.xx for SoC testers and JPY xx.xx for memory testers, before modeled scope adjustments. ([advantest.com](https://www.advantest.com/document/en/investors/ir-library/result/JE_BIZ_250425_slide.pdf))

· Evidence informing the 2024 market-value input; displayed series and growth include calculations: Quarterly product-revenue disclosures support calendar-2024 totals of JPY xx.xx for SoC testers and JPY xx.xx for memory testers; handling, services and system-level testing are disclosed separately. ([advantest.com](https://www.advantest.com/document/en/investors/ir-library/result/JE_BIZ_250425_slide.pdf))

6. Advantest - FY2025 Third Quarter Financial Results Presentation, January 28, 2026

· Evidence informing the 2025 market-value input; displayed series and growth include calculations: The disclosed January-March 2025 quarter and April-December 2025 quarters produce calendar-2025 SoC tester revenue of JPY xx.xx and memory tester revenue of JPY xx.xx. These are supplier revenues, not a published global market total. ([advantest.com](https://www.advantest.com/document/en/investors/ir-library/result/JE_BIZ_260128_slide.pdf))

7. Advantest - FY2026 First Quarter Financial Results Presentation, July 29, 2026

· Evidence informing the 2026 market-value input; displayed series and growth include calculations: The presentation reports January-March 2026 SoC/memory revenues of JPY xx.xx/xx.xx and April-June revenues of JPY xx.xx/xx.xx. July guidance forecasts fiscal-2026 SoC/memory revenues of JPY xx.xx/xx.xx and supplies the fiscal-to-calendar bridge. Guidance is not realized revenue. ([advantest.com](https://www.advantest.com/document/en/investors/ir-library/result/JE_BIZ_260729_slide.pdf))

· Evidence informing the 2040 market-value input; displayed series and growth include calculations: Current equipment revenue and company-specific capacity plans constrain the forecast starting point, not the assumed long-run growth rate or the 2040 result. ([advantest.com](https://www.advantest.com/document/en/investors/ir-library/result/JE_BIZ_260729_slide.pdf))

8. Teradyne, Inc. - Form 10-K for the Year Ended December 31, 2025
   - Evidence informing the 2023 market-value input; displayed series and growth include calculations: The revenue-disaggregation table reports 2023 point-in-time SoC revenue of USD xx.xx and memory revenue of USD xx.xx. Replacement parts require a further modeled deduction. ([investors.teradyne.com](https://investors.teradyne.com/sec-filings/all-sec-filings/content/xx.xx-xx.xx-xx.xx/xx.xx-xx.xx-xx.xx.pdf))
   - Evidence informing the 2024 market-value input; displayed series and growth include calculations: The filing reports 2024 point-in-time SoC revenue of USD xx.xx and memory revenue of USD xx.xx separately from over-time revenue and IST. ([investors.teradyne.com](https://investors.teradyne.com/sec-filings/all-sec-filings/content/xx.xx-xx.xx-xx.xx/xx.xx-xx.xx-xx.xx.pdf))
   - Evidence informing the 2025 market-value input; displayed series and growth include calculations: The filing reports 2025 point-in-time SoC revenue of USD xx.xx and memory revenue of USD xx.xx. Point-in-time recognition includes products and replacement parts and is therefore an equipment proxy rather than an exact complete-system subtotal. ([investors.teradyne.com](https://investors.teradyne.com/sec-filings/all-sec-filings/content/xx.xx-xx.xx-xx.xx/xx.xx-xx.xx-xx.xx.pdf))
   - Evidence informing base-year allocation inputs; displayed values and growth are calculated: Reported 2024-2025 product revenues supply a realized-demand challenge, but do not identify engineering-only sales; the allocation retains this attribution limitation. ([investors.teradyne.com](https://investors.teradyne.com/sec-filings/all-sec-filings/content/xx.xx-xx.xx-xx.xx/xx.xx-xx.xx-xx.xx.pdf))
   - Evidence informing forecast-year allocation inputs; displayed values and growth are calculated: Reported 2024-2025 product revenues supply a realized-demand challenge, but do not identify engineering-only sales; the allocation retains this attribution limitation. ([investors.teradyne.com](https://investors.teradyne.com/sec-filings/all-sec-filings/content/xx.xx-xx.xx-xx.xx/xx.xx-xx.xx-xx.xx.pdf))
   - Evidence informing base-year allocation inputs; displayed values and growth are calculated: Point-in-time SoC revenue grew approximately xx.xx% while memory declined approximately xx.xx%, qualifying uniform-growth assumptions rather than directly establishing purpose shares. ([investors.teradyne.com](https://investors.teradyne.com/sec-filings/all-sec-filings/content/xx.xx-xx.xx-xx.xx/xx.xx-xx.xx-xx.xx.pdf))
   - Evidence informing forecast-year allocation inputs; displayed values and growth are calculated: Point-in-time SoC revenue grew approximately xx.xx% while memory declined approximately xx.xx%, qualifying uniform-growth assumptions rather than directly establishing purpose shares. ([investors.teradyne.com](https://investors.teradyne.com/sec-filings/all-sec-filings/content/xx.xx-xx.xx-xx.xx/xx.xx-xx.xx-xx.xx.pdf))
   - Evidence informing base-year allocation inputs; displayed values and growth are calculated: Distinguishes platform specifiers from purchasing customers, supporting the requirement for an accepted joint remit rather than inferring it from platform selection. ([investors.teradyne.com](https://investors.teradyne.com/sec-filings/all-sec-filings/content/xx.xx-xx.xx-xx.xx/xx.xx-xx.xx-xx.xx.pdf))
   - Evidence informing forecast-year allocation inputs; displayed values and growth are calculated: Distinguishes platform specifiers from purchasing customers, supporting the requirement for an accepted joint remit rather than inferring it from platform selection. ([investors.teradyne.com](https://investors.teradyne.com/sec-filings/all-sec-filings/content/xx.xx-xx.xx-xx.xx/xx.xx-xx.xx-xx.xx.pdf))
9. Teradyne, Inc. - Form 10-Q for the Quarterly Period Ended June 28, 2026
   - Evidence informing the 2026 market-value input; displayed series and growth include calculations: First-half 2026 point-in-time revenue was USD xx.xx for SoC and USD xx.xx for memory. Comparable first-half 2025 amounts were USD xx.xx and USD xx.xx independently establishing strong realized growth before the modeled second half. ([investors.teradyne.com](https://investors.teradyne.com/sec-filings/all-sec-filings/content/xx.xx-xx.xx-xx.xx/xx.xx-xx.xx-xx.xx.pdf))

10. Cohu, Inc. - Form 10-K for the Fiscal Year Ended December 27, 2025
    - Evidence informing the 2023 market-value input; displayed series and growth include calculations: Cohu reports 2023 systems-semiconductor test and inspection revenue of USD xx.xx. Only an assumed complete-tester and eligible-device portion enters this market. ([sec.gov](https://www.sec.gov/Archives/edgar/data/xx.xx/xx.xx/cohu20251227_10k.htm))
    - Evidence informing the 2024 market-value input; displayed series and growth include calculations: Cohu reports 2024 systems-semiconductor test and inspection revenue of USD xx.xx separately from non-systems revenue. ([sec.gov](https://www.sec.gov/Archives/edgar/data/xx.xx/xx.xx/cohu20251227_10k.htm))
    - Evidence informing the 2025 market-value input; displayed series and growth include calculations: Cohu reports 2025 systems-semiconductor test and inspection revenue of USD xx.xx. Automation, inspection, interfaces and recurring services prevent attribution of the whole company to SoC testers. ([sec.gov](https://www.sec.gov/Archives/edgar/data/xx.xx/xx.xx/cohu20251227_10k.htm))
11. Hangzhou Changchuan Technology Co., Ltd. - 2025 Annual Report
    - Evidence informing the 2024 market-value input; displayed series and growth include calculations: The product table reports 2024 tester revenue of CNY xx.xx, distinct from handlers and other products. Its SoC-eligible portion remains modeled. ([static.cninfo.com.cn](https://static.cninfo.com.cn/finalpage/2026-xx.xx-xx.xx/xx.xx.PDF))
    - Evidence informing the 2025 market-value input; displayed series and growth include calculations: The product table reports 2025 tester revenue of CNY xx.xx. The filing's broader analog and digital portfolio requires a scope adjustment rather than inclusion of all tester revenue. ([static.cninfo.com.cn](https://static.cninfo.com.cn/finalpage/2026-xx.xx-xx.xx/xx.xx.PDF))
12. YC Corporation - Business Report for the Year Ended December 31, 2025
    - Evidence informing the 2023 market-value input; displayed series and growth include calculations: The sales table reports KRW xx.xx for the 2023 memory-wafer-tester, semiconductor-equipment, parts, modification and related category. Complete-equipment attribution requires a deduction. ([kind.krx.co.kr](https://kind.krx.co.kr/external/2026/xx.xx/xx.xx/xx.xx/xx.xx/xx.xx.htm))
    - Evidence informing the 2024 market-value input; displayed series and growth include calculations: The comparable 2024 category revenue is KRW xx.xx, not an independently isolated complete-tester total. ([kind.krx.co.kr](https://kind.krx.co.kr/external/2026/xx.xx/xx.xx/xx.xx/xx.xx/xx.xx.htm))
    - Evidence informing the 2025 market-value input; displayed series and growth include calculations: The comparable 2025 category revenue is KRW xx.xx. Parts, modifications and other equipment remain a material scope uncertainty. ([kind.krx.co.kr](https://kind.krx.co.kr/external/2026/xx.xx/xx.xx/xx.xx/xx.xx/xx.xx.htm))
13. Chroma ESG - About Chroma: 2025 Group Financial and Operating Profile
    - Evidence informing the 2025 market-value input; displayed series and growth include calculations: Chroma's own disclosure states 2025 group consolidated revenue of USD xx.xx. This broad corporate amount constrains, but does not directly measure, its eligible complete-SoC-tester revenue. ([csr.chromaate.com](https://csr.chromaate.com/en/esg-en/green-chroma-en/brand-en))
14. Chroma ESG - Green Revenue and Financial Performance, 2025
    - Evidence informing the 2024 market-value input; displayed series and growth include calculations: Chroma reports 2025 consolidated revenue growth of xx.xx%. The model uses this company growth rate to backcast its small 2024 scoped revenue budget at a constant conversion basis, not as an observed 2024 tester subtotal. ([csr.chromaate.com](https://csr.chromaate.com/en/esg-en/green-chroma-en/green-revenue-en))
    - Evidence informing the 2025 market-value input; displayed series and growth include calculations: The disclosure distinguishes broad measurement products and SLT demand, reinforcing the need to exclude unrelated corporate revenue from the SoC/memory tester estimate. ([csr.chromaate.com](https://csr.chromaate.com/en/esg-en/green-chroma-en/green-revenue-en))

15. Federal Reserve Board - Foreign Exchange Rates, G.5A, January 5, 2026

    · Evidence informing the 2023 market-value input; displayed series and growth include calculations: The official annual-average exchange-rate release supplies the currency-conversion benchmark; the model uses JPY xx.xx per USD for its large calendar-2023 Japanese revenue anchor and an explicitly rounded KRW conversion for the smaller Korean budget. ([fred.stlouisfed.org](https://fred.stlouisfed.org/series/AEXJPUS/))

    · Evidence informing the 2024 market-value input; displayed series and growth include calculations: The model uses JPY xx.xx per USD for calendar 2024; small CNY and KRW budgets use disclosed approximate conversion assumptions close to the official annual averages. ([fred.stlouisfed.org](https://fred.stlouisfed.org/series/AEXJPUS/))

    · Evidence informing the 2025 market-value input; displayed series and growth include calculations: The model uses JPY xx.xx per USD for calendar 2025. CNY xx.xx and KRW xx.xx per USD are rounded modeling conventions, not the release's exact observations. ([fred.stlouisfed.org](https://fred.stlouisfed.org/series/AEXJPUS/))

16. SEMI - 2018 Global Semiconductor Equipment Sales Jump to Record USD 64.5 Billion

    · Evidence informing the 2017 market-value input; displayed series and growth include calculations: The association's member-billings release reports xx.xx% growth in total test equipment sales in 2018. Its inverse supplies the 2017 historical proxy; it is not a direct observation of the narrower captured market. ([www1.semi.org](https://www1.semi.org/en/2018-global-semiconductor-equipment-sales-jump-record-xx.xx-billion))

    · Evidence informing the 2018 market-value input; displayed series and growth include calculations: The release reports approximately USD xx.xx of total semiconductor-equipment sales in 2018, used only with the 2019 equipment total as a disclosed broad-cycle proxy. ([www1.semi.org](https://www1.semi.org/en/2018-global-semiconductor-equipment-sales-jump-record-xx.xx-billion))

17. SEMI - 2020 Global Semiconductor Equipment Sales Surge 19% to Industry Record USD 71.2 Billion

    · Evidence informing the 2018 market-value input; displayed series and growth include calculations: The release reports 2019 total equipment billings of USD xx.xx. Relative to the published approximate 2018 total, this supplies a broad-equipment downturn proxy, not an observed SoC/memory tester growth rate. ([semi.org](https://www.semi.org/en/news-media-press/semi-press-releases/annual-global-semiconductor-equipment-sales))

    · Evidence informing the 2019 market-value input; displayed series and growth include calculations: Reported 2020 total-test-equipment growth of xx.xx% supplies the inverse bridge into 2019. ([semi.org](https://www.semi.org/en/news-media-press/semi-press-releases/annual-global-semiconductor-equipment-sales))

    · Evidence informing the 2020 market-value input; displayed series and growth include calculations: The association's member-submitted billings dataset reports xx.xx% total-test-equipment growth in 2020, used as a historical demand-cycle proxy. ([semi.org](https://www.semi.org/en/news-media-press/semi-press-releases/annual-global-semiconductor-equipment-sales))

18. SEMI - 2021 Global Semiconductor Equipment Sales Surge 44% to Industry Record USD 102.6 Billion

    · Evidence informing the 2020 market-value input; displayed series and growth include calculations: Reported total-test-equipment sales growth of xx.xx% in 2021 supports the inverse bridge from the 2021 estimate to 2020. ([semi.org](https://www.semi.org/en/news-media-press-releases/semi-press-releases/2021-global-semiconductor-equipment-sales-surge-xx.xx%xx.xx-to-industry-record-%xx.xx-billion-semi-reports))

    · Evidence informing the 2021 market-value input; displayed series and growth include calculations: The xx.xx% test-equipment increase is a member-billings observation for a broader equipment class, not the final market value returned here. ([semi.org](https://www.semi.org/en/news-media-press-releases/semi-press-releases/2021-global-semiconductor-equipment-sales-surge-xx.xx%xx.xx-to-industry-record-%xx.xx-billion-semi-reports))

19. SEMI - Global Semiconductor Equipment Billings Reach Industry Record USD 107.6 Billion in 2022

    · Evidence informing the 2021 market-value input; displayed series and growth include calculations: The release reports a xx.xx% contraction in total-test-equipment billings in 2022, supporting the inverse historical bridge into 2021. ([semi.org](https://www.semi.org/en/news-media-press-releases/semi-press-releases/global-semiconductor-equipment-billings-reach-industry-record-%xx.xx-billion-in-2022-semi-reports))

20. SEMI - Global Semiconductor Equipment Billings Slip to USD 106.3 Billion in 2023

· Evidence informing the 2023 market-value input; displayed series and growth include calculations: The xx.xx% broader test-equipment decline supplies a historical-cycle constraint and one small-supplier backcast assumption, not the target-market level.
([semi.org](https://www.semi.org/en/news-media-press-releases/semi-press-releases/global-semiconductor-equipment-billings-slip-to-%xx.xx-billion-in-2023-semi-reports))

21. SEMI - Global Semiconductor Equipment Billings Surged to USD 117 Billion in 2024

· Evidence informing the 2024 market-value input; displayed series and growth include calculations: Realized total-test-equipment billings increased xx.xx% in 2024. This independently checks the direction and approximate magnitude of the modeled target-market recovery without substituting the broader category for this market.
([semi.org](https://www.semi.org/en/semi-press-release/global-semiconductor-equipment-billings-surged-to-xx.xx-billion-dollars-in-2024-semi-reports))

22. SEMI - Global Semiconductor Equipment Billings Reached USD 135 Billion in 2025

· Evidence informing the 2025 market-value input; displayed series and growth include calculations: The association reports realized total-test-equipment billings growth of xx.xx% in 2025. The modeled target-market increase of approximately xx.xx% is directionally consistent; differing product boundaries prevent an exact reconciliation.
([semi.org](https://www.semi.org/en/SEMI-Reports-Global-Semiconductor-Equipment-Billings-Reached-xx.xx-Billion-in-2025))

23. Advantest - Annual Securities Report and Business Report for the Year Ended March 31, 2026

· Evidence informing the 2025 market-value input; displayed series and growth include calculations: Note xx.xx identifies customer operating leases of semiconductor test systems and JPY xx.xx of future payments receivable at March xx.xx 2025. This establishes a small supplier-specific leasing activity, not annual global leasing revenue.
([advantest.com](https://www.advantest.com/document/en/investors/ir-library/report/IR_SecuritiesandBusinesReport_84th_en.pdf))

· Evidence informing the 2026 market-value input; displayed series and growth include calculations: Future customer lease payments receivable were JPY xx.xx at March xx.xx 2026; disclosed terms were one to three years and noncancelable. These figures qualify any assumption that OEM leasing is necessarily large or offers flexible exit.
([advantest.com](https://www.advantest.com/document/en/investors/ir-library/report/IR_SecuritiesandBusinesReport_84th_en.pdf))

24. Amkor Technology, Inc. - Form 10-K for the Year Ended December 31, 2025

- Evidence informing the 2025 market-value input; displayed series and growth include calculations: Amkor reports 2025 capital expenditures of USD xx.xx versus USD xx.xx in 2024, covering packaging, testing and facilities. The amount is a buyer-spending constraint, not tester-only spending. ([sec.gov](https://www.sec.gov/Archives/edgar/data/xx.xx/xx.xx/amkr-xx.xx.htm))
- Evidence informing the 2026 market-value input; displayed series and growth include calculations: The filing's USD xx.xx-xx.xx 2026 capital-expenditure expectation is primarily increased by Arizona construction. It cannot be treated as an equivalent tester award or annual tester-market increment. ([sec.gov](https://www.sec.gov/Archives/edgar/data/xx.xx/xx.xx/amkr-xx.xx.htm))
- Evidence informing the 2028 market-value input; displayed series and growth include calculations: Standardized tester investment, customer-consigned equipment and equipment-redeployment risks qualify the conversion from announced capacity projects to incremental tester purchases. No project investment is added directly to the 2028 forecast. ([sec.gov](https://www.sec.gov/Archives/edgar/data/xx.xx/xx.xx/amkr-xx.xx.htm))
- Evidence informing the 2029 market-value input; displayed series and growth include calculations: The buyer's broad spending and commitment disclosures support retaining procurement-conversion and reuse uncertainty rather than equating project completion with tester sales. ([sec.gov](https://www.sec.gov/Archives/edgar/data/xx.xx/xx.xx/amkr-xx.xx.htm))
- Evidence informing base-year allocation inputs; displayed values and growth are calculated: The test-equipment accounting-life extension from five to seven years constrains the annualized production denominator against which engineering purchasing is compared. ([sec.gov](https://www.sec.gov/Archives/edgar/data/xx.xx/xx.xx/amkr-xx.xx.htm))
- Evidence informing forecast-year allocation inputs; displayed values and growth are calculated: The test-equipment accounting-life extension from five to seven years constrains the annualized production denominator against which engineering purchasing is compared. ([sec.gov](https://www.sec.gov/Archives/edgar/data/xx.xx/xx.xx/amkr-xx.xx.htm))
- Evidence informing base-year allocation inputs; displayed values and growth are calculated: Seven-year test-equipment accounting life anchors the selected purchasing-frequency proxy; broad capital expenditure is not treated as tester-only spending. ([sec.gov](https://www.sec.gov/Archives/edgar/data/xx.xx/xx.xx/amkr-xx.xx.htm))
- Evidence informing forecast-year allocation inputs; displayed values and growth are calculated: Seven-year test-equipment accounting life anchors the selected purchasing-frequency proxy; broad capital expenditure is not treated as tester-only spending. ([sec.gov](https://www.sec.gov/Archives/edgar/data/xx.xx/xx.xx/amkr-xx.xx.htm))
- Evidence informing base-year allocation inputs; displayed values and growth are calculated: Standardized platforms and customer-consigned testers qualify ownership and reuse attribution; these conditions do not establish accepted joint-purpose deployment. ([sec.gov](https://www.sec.gov/Archives/edgar/data/xx.xx/xx.xx/amkr-xx.xx.htm))
- Evidence informing forecast-year allocation inputs; displayed values and growth are calculated: Standardized platforms and customer-consigned testers qualify ownership and reuse attribution; these conditions do not establish accepted joint-purpose deployment. ([sec.gov](https://www.sec.gov/Archives/edgar/data/xx.xx/xx.xx/amkr-xx.xx.htm))

25. Test Services - UTAC Group
    - Evidence informing base-year allocation inputs; displayed values and growth are calculated: Reports xx.xx+ test engineers alongside 2,000+ testers, anchoring the engineering-station proxy used in the base model and carried into the forecast; it does not disclose purpose sales shares. ([utacgroup.com](https://utacgroup.com/test-services/))
    - Evidence informing forecast-year allocation inputs; displayed values and growth are calculated: Reports xx.xx+ test engineers alongside 2,000+ testers, anchoring the engineering-station proxy used in the base model and carried into the forecast; it does not disclose purpose sales shares. ([utacgroup.com](https://utacgroup.com/test-services/))
    - Evidence informing base-year allocation inputs; displayed values and growth are calculated: The 2,000+ tester fleet provides an operator-stock benchmark that is converted to annual value only through the disclosed purchasing-frequency assumptions. ([utacgroup.com](https://utacgroup.com/test-services/))
    - Evidence informing forecast-year allocation inputs; displayed values and growth are calculated: The 2,000+ tester fleet provides an operator-stock benchmark that is converted to annual value only through the disclosed purchasing-frequency assumptions. ([utacgroup.com](https://utacgroup.com/test-services/))
    - Evidence informing base-year allocation inputs; displayed values and growth are calculated: Advertises engineering services and production testing within the same business, supporting commercial coexistence but not the assumed accepted joint-purpose percentage or future adoption. ([utacgroup.com](https://utacgroup.com/test-services/))
    - Evidence informing forecast-year allocation inputs; displayed values and growth are calculated: Advertises engineering services and production testing within the same business, supporting commercial coexistence but not the assumed accepted joint-purpose percentage or future adoption. ([utacgroup.com](https://utacgroup.com/test-services/))
26. Efforts to Provide Value Through Business - Advantest
    - Evidence informing base-year allocation inputs; displayed values and growth are calculated: States typical customer equipment use of xx.xx-xx.xx years, providing a longer-use sensitivity for the stock-to-purchasing-value bridge rather than a measured engineering share. ([advantest.com](https://www.advantest.com/en/about/sustainability/society/responding-product-liability/))
    - Evidence informing base-year allocation inputs; displayed values and growth are calculated: The xx.xx-xx.xx-year use period constrains replacement assumptions and is distinguished from the buyer accounting-life proxy used in the working model. ([advantest.com](https://www.advantest.com/en/about/sustainability/society/responding-product-liability/))

9.1. Production Testing

Table 38. Global SoC & Memory Semiconductor Tester Market Size, by Production Testing, by Region, 2017-2040 (USD Million)

Region	2017	2024	2025	2026	2027	2032	2040	CAGR (%)
Africa	xx.xx	xx.xx	xx.xx	xx.xx	xx.xx	xx.xx	xx.xx	xx.xx
Asia-Pacific	xx.xx	xx.xx	xx.xx	xx.xx	xx.xx	xx.xx	xx.xx	xx.xx
Europe	xx.xx	xx.xx	xx.xx	xx.xx	xx.xx	xx.xx	xx.xx	xx.xx
Latin America	xx.xx	xx.xx	xx.xx	xx.xx	xx.xx	xx.xx	xx.xx	xx.xx
Middle East	xx.xx	xx.xx	xx.xx	xx.xx	xx.xx	xx.xx	xx.xx	xx.xx
North America	xx.xx	xx.xx	xx.xx	xx.xx	xx.xx	xx.xx	xx.xx	xx.xx
Total	**xx.xx**	**xx.xx**	**xx.xx**	**xx.xx**	**xx.xx**	**xx.xx**	**xx.xx**	**xx.xx**

Table 39. Global SoC & Memory Semiconductor Tester Market Size, by Production Testing, by Group, 2017-2040 (USD Million)

Group	2017	2024	2025	2026	2027	2032	2040	CAGR (%)
ASEAN	xx.xx	xx.xx	xx.xx	xx.xx	xx.xx	xx.xx	xx.xx	xx.xx
BRICS	xx.xx	xx.xx	xx.xx	xx.xx	xx.xx	xx.xx	xx.xx	xx.xx
European Union	xx.xx	xx.xx	xx.xx	xx.xx	xx.xx	xx.xx	xx.xx	xx.xx
G7	xx.xx	xx.xx	xx.xx	xx.xx	xx.xx	xx.xx	xx.xx	xx.xx
GCC	xx.xx	xx.xx	xx.xx	xx.xx	xx.xx	xx.xx	xx.xx	xx.xx
NATO	xx.xx	xx.xx	xx.xx	xx.xx	xx.xx	xx.xx	xx.xx	xx.xx

Table 40. Global SoC & Memory Semiconductor Tester Market Size, by Production Testing, by Country, 2017-2040 (USD Million)

Country	2017	2024	2025	2026	2027	2032	2040	CAGR (%)
Australia	xx.xx	xx.xx	xx.xx	xx.xx	xx.xx	xx.xx	xx.xx	xx.xx
Brazil	xx.xx	xx.xx	xx.xx	xx.xx	xx.xx	xx.xx	xx.xx	xx.xx
Canada	xx.xx	xx.xx	xx.xx	xx.xx	xx.xx	xx.xx	xx.xx	xx.xx
China	xx.xx	xx.xx	xx.xx	xx.xx	xx.xx	xx.xx	xx.xx	xx.xx
France	xx.xx	xx.xx	xx.xx	xx.xx	xx.xx	xx.xx	xx.xx	xx.xx
Germany	xx.xx	xx.xx	xx.xx	xx.xx	xx.xx	xx.xx	xx.xx	xx.xx
India	xx.xx	xx.xx	xx.xx	xx.xx	xx.xx	xx.xx	xx.xx	xx.xx
Italy	xx.xx	xx.xx	xx.xx	xx.xx	xx.xx	xx.xx	xx.xx	xx.xx
Japan	xx.xx	xx.xx	xx.xx	xx.xx	xx.xx	xx.xx	xx.xx	xx.xx
Mexico	xx.xx	xx.xx	xx.xx	xx.xx	xx.xx	xx.xx	xx.xx	xx.xx
Russia	xx.xx	xx.xx	xx.xx	xx.xx	xx.xx	xx.xx	xx.xx	xx.xx
South Korea	xx.xx	xx.xx	xx.xx	xx.xx	xx.xx	xx.xx	xx.xx	xx.xx
Spain	xx.xx	xx.xx	xx.xx	xx.xx	xx.xx	xx.xx	xx.xx	xx.xx
United Kingdom	xx.xx	xx.xx	xx.xx	xx.xx	xx.xx	xx.xx	xx.xx	xx.xx
United States	xx.xx	xx.xx	xx.xx	xx.xx	xx.xx	xx.xx	xx.xx	xx.xx
Others	xx.xx	xx.xx	xx.xx	xx.xx	xx.xx	xx.xx	xx.xx	xx.xx
Total	**xx.xx**	**xx.xx**	**xx.xx**	**xx.xx**	**xx.xx**	**xx.xx**	**xx.xx**	**xx.xx**

Sources & Evidence

1. Fabrication, Testing and Validation Capabilities - Microsystems Engineering, Science and Applications
   - Taxonomy evidence: Production testing is explicitly distinguished within the same institutional operating record. ([sandia.gov](https://www.sandia.gov/mesa/fabrication-testing-and-validation-capabilities/))
   - Taxonomy evidence: The same operating organization explicitly performs production-device testing. ([sandia.gov](https://www.sandia.gov/mesa/fabrication-testing-and-validation-capabilities/))

2. Tester Fleet - UTAC Group

· Taxonomy evidence: The advertised fleet also serves high-volume IC production testing. ([utacgroup.com](https://utacgroup.com/test-services/tester-fleet-services/))

3. Advantest - FY2024 Consolidated Financial Results Presentation, April 25, 2025

· Evidence informing the 2023 market-value input; displayed series and growth include calculations: Quarterly product-revenue disclosures support calendar-2023 totals of JPY xx.xx for SoC testers and JPY xx.xx for memory testers, before modeled scope adjustments. ([advantest.com](https://www.advantest.com/document/en/investors/ir-library/result/JE_BIZ_250425_slide.pdf))

· Evidence informing the 2024 market-value input; displayed series and growth include calculations: Quarterly product-revenue disclosures support calendar-2024 totals of JPY xx.xx for SoC testers and JPY xx.xx for memory testers; handling, services and system-level testing are disclosed separately. ([advantest.com](https://www.advantest.com/document/en/investors/ir-library/result/JE_BIZ_250425_slide.pdf))

4. Advantest - FY2025 Third Quarter Financial Results Presentation, January 28, 2026

· Evidence informing the 2025 market-value input; displayed series and growth include calculations: The disclosed January-March 2025 quarter and April-December 2025 quarters produce calendar-2025 SoC tester revenue of JPY xx.xx and memory tester revenue of JPY xx.xx. These are supplier revenues, not a published global market total. ([advantest.com](https://www.advantest.com/document/en/investors/ir-library/result/JE_BIZ_260128_slide.pdf))

· Evidence informing base-year allocation inputs; displayed values and growth are calculated: Quarterly ship-to records calibrate the Americas destination proxy; equipment scope and regional subdivision remain modeled.

· Evidence informing base-year allocation inputs; displayed values and growth are calculated: Quarterly Europe destination revenue constrains the European equipment-demand weight.

· Evidence informing base-year allocation inputs; displayed values and growth are calculated: Country ship-to revenue provides the main calibration for Asia-Pacific concentration.

· Evidence informing base-year allocation inputs; displayed values and growth are calculated: China deliveries constrain the base country equipment-demand proxy.

· Evidence informing base-year allocation inputs; displayed values and growth are calculated: Korea deliveries constrain the base country equipment-demand proxy.

· Evidence informing base-year allocation inputs; displayed values and growth are calculated: Japan deliveries constrain the base country equipment-demand proxy.

5. Advantest - FY2026 First Quarter Financial Results Presentation, July 29, 2026

· Evidence informing the 2026 market-value input; displayed series and growth include calculations: The presentation reports January-March 2026 SoC/memory revenues of JPY xx.xx/xx.xx and April-June revenues of JPY xx.xx/xx.xx. July guidance forecasts fiscal-2026 SoC/memory revenues of JPY xx.xx/xx.xx and supplies the fiscal-to-calendar bridge. Guidance is not realized revenue. ([advantest.com](https://www.advantest.com/document/en/investors/ir-library/result/JE_BIZ_260729_slide.pdf))

· Evidence informing the 2040 market-value input; displayed series and growth include calculations: Current equipment revenue and company-specific capacity plans constrain the forecast starting point, not the assumed long-run growth rate or the 2040 result. ([advantest.com](https://www.advantest.com/document/en/investors/ir-library/result/JE_BIZ_260729_slide.pdf))

6. Teradyne, Inc. - Form 10-K for the Year Ended December 31, 2025
   - Evidence informing the 2023 market-value input; displayed series and growth include calculations: The revenue-disaggregation table reports 2023 point-in-time SoC revenue of USD xx.xx and memory revenue of USD xx.xx. Replacement parts require a further modeled deduction. ([investors.teradyne.com](https://investors.teradyne.com/sec-filings/all-sec-filings/content/xx.xx-xx.xx-xx.xx/xx.xx-xx.xx-xx.xx.pdf))
   - Evidence informing the 2024 market-value input; displayed series and growth include calculations: The filing reports 2024 point-in-time SoC revenue of USD xx.xx and memory revenue of USD xx.xx separately from over-time revenue and IST. ([investors.teradyne.com](https://investors.teradyne.com/sec-filings/all-sec-filings/content/xx.xx-xx.xx-xx.xx/xx.xx-xx.xx-xx.xx.pdf))
   - Evidence informing the 2025 market-value input; displayed series and growth include calculations: The filing reports 2025 point-in-time SoC revenue of USD xx.xx and memory revenue of USD xx.xx. Point-in-time recognition includes products and replacement parts and is therefore an equipment proxy rather than an exact complete-system subtotal. ([investors.teradyne.com](https://investors.teradyne.com/sec-filings/all-sec-filings/content/xx.xx-xx.xx-xx.xx/xx.xx-xx.xx-xx.xx.pdf))
   - Evidence informing base-year allocation inputs; displayed values and growth are calculated: Customer-site geography and broader revenue disclosures support the scoped national destination bridge.
   - Evidence informing base-year allocation inputs; displayed values and growth are calculated: Customer-site attribution distinguishes receiving locations from specifying customer headquarters.
   - Evidence informing base-year allocation inputs; displayed values and growth are calculated: Europe revenue requires a substantial modeled exclusion of adjacent businesses and services.
   - Evidence informing base-year allocation inputs; displayed values and growth are calculated: Disclosed Asian customer-site revenues constrain the joint regional proxy.
   - Evidence informing base-year allocation inputs; displayed values and growth are calculated: Point-in-time SoC revenue grew approximately xx.xx% while memory declined approximately xx.xx%, qualifying uniform-growth assumptions rather than directly establishing purpose shares. ([investors.teradyne.com](https://investors.teradyne.com/sec-filings/all-sec-filings/content/xx.xx-xx.xx-xx.xx/xx.xx-xx.xx-xx.xx.pdf))
   - Evidence informing forecast-year allocation inputs; displayed values and growth are calculated: Point-in-time SoC revenue grew approximately xx.xx% while memory declined approximately xx.xx%, qualifying uniform-growth assumptions rather than directly establishing purpose shares. ([investors.teradyne.com](https://investors.teradyne.com/sec-filings/all-sec-filings/content/xx.xx-xx.xx-xx.xx/xx.xx-xx.xx-xx.xx.pdf))
7. Teradyne, Inc. - Form 10-Q for the Quarterly Period Ended June 28, 2026
   - Evidence informing the 2026 market-value input; displayed series and growth include calculations: First-half 2026 point-in-time revenue was USD xx.xx for SoC and USD xx.xx for memory. Comparable first-half 2025 amounts were USD xx.xx and USD xx.xx independently establishing strong realized growth before the modeled second half. ([investors.teradyne.com](https://investors.teradyne.com/sec-filings/all-sec-filings/content/xx.xx-xx.xx-xx.xx/xx.xx-xx.xx-xx.xx.pdf))

8. Cohu, Inc. - Form 10-K for the Fiscal Year Ended December 27, 2025
   · Evidence informing the 2023 market-value input; displayed series and growth include calculations: Cohu reports 2023 systems-semiconductor test and inspection revenue of USD xx.xx. Only an assumed complete-tester and eligible-device portion enters this market. ([sec.gov](https://www.sec.gov/Archives/edgar/data/xx.xx/xx.xx/cohu20251227_10k.htm))
   · Evidence informing the 2024 market-value input; displayed series and growth include calculations: Cohu reports 2024 systems-semiconductor test and inspection revenue of USD xx.xx separately from non-systems revenue. ([sec.gov](https://www.sec.gov/Archives/edgar/data/xx.xx/xx.xx/cohu20251227_10k.htm))
   · Evidence informing the 2025 market-value input; displayed series and growth include calculations: Cohu reports 2025 systems-semiconductor test and inspection revenue of USD xx.xx. Automation, inspection, interfaces and recurring services prevent attribution of the whole company to SoC testers. ([sec.gov](https://www.sec.gov/Archives/edgar/data/xx.xx/xx.xx/cohu20251227_10k.htm))
   · Evidence informing base-year allocation inputs; displayed values and growth are calculated: Asian destination disclosures provide an independent supplier cross-check on regional concentration.
9. Hangzhou Changchuan Technology Co., Ltd. - 2025 Annual Report
   · Evidence informing the 2024 market-value input; displayed series and growth include calculations: The product table reports 2024 tester revenue of CNY xx.xx, distinct from handlers and other products. Its SoC-eligible portion remains modeled. ([static.cninfo.com.cn](https://static.cninfo.com.cn/finalpage/2026-xx.xx-xx.xx/xx.xx.PDF))
   · Evidence informing the 2025 market-value input; displayed series and growth include calculations: The product table reports 2025 tester revenue of CNY xx.xx. The filing's broader analog and digital portfolio requires a scope adjustment rather than inclusion of all tester revenue. ([static.cninfo.com.cn](https://static.cninfo.com.cn/finalpage/2026-xx.xx-xx.xx/xx.xx.PDF))
10. YC Corporation - Business Report for the Year Ended December 31, 2025
   · Evidence informing the 2023 market-value input; displayed series and growth include calculations: The sales table reports KRW xx.xx for the 2023 memory-wafer-tester, semiconductor-equipment, parts, modification and related category. Complete-equipment attribution requires a deduction. ([kind.krx.co.kr](https://kind.krx.co.kr/external/2026/xx.xx/xx.xx/xx.xx/xx.xx/xx.xx.htm))
   · Evidence informing the 2024 market-value input; displayed series and growth include calculations: The comparable 2024 category revenue is KRW xx.xx, not an independently isolated complete-tester total. ([kind.krx.co.kr](https://kind.krx.co.kr/external/2026/xx.xx/xx.xx/xx.xx/xx.xx/xx.xx.htm))
   · Evidence informing the 2025 market-value input; displayed series and growth include calculations: The comparable 2025 category revenue is KRW xx.xx. Parts, modifications and other equipment remain a material scope uncertainty. ([kind.krx.co.kr](https://kind.krx.co.kr/external/2026/xx.xx/xx.xx/xx.xx/xx.xx/xx.xx.htm))
11. Chroma ESG - About Chroma: 2025 Group Financial and Operating Profile
   · Evidence informing the 2025 market-value input; displayed series and growth include calculations: Chroma's own disclosure states 2025 group consolidated revenue of USD xx.xx. This broad corporate amount constrains, but does not directly measure, its eligible complete-SoC-tester revenue. ([csr.chromaate.com](https://csr.chromaate.com/en/esg-en/green-chroma-en/brand-en))
12. Chroma ESG - Green Revenue and Financial Performance, 2025
   · Evidence informing the 2024 market-value input; displayed series and growth include calculations: Chroma reports 2025 consolidated revenue growth of xx.xx%. The model uses this company growth rate to backcast its small 2024 scoped revenue budget at a constant conversion basis, not as an observed 2024 tester subtotal. ([csr.chromaate.com](https://csr.chromaate.com/en/esg-en/green-chroma-en/green-revenue-en))
   · Evidence informing the 2025 market-value input; displayed series and growth include calculations: The disclosure distinguishes broad measurement products and SLT demand, reinforcing the need to exclude unrelated corporate revenue from the SoC/memory tester estimate. ([csr.chromaate.com](https://csr.chromaate.com/en/esg-en/green-chroma-en/green-revenue-en))

13. Federal Reserve Board - Foreign Exchange Rates, G.5A, January 5, 2026

· Evidence informing the 2023 market-value input; displayed series and growth include calculations: The official annual-average exchange-rate release supplies the currency-conversion benchmark; the model uses JPY xx.xx per USD for its large calendar-2023 Japanese revenue anchor and an explicitly rounded KRW conversion for the smaller Korean budget. ([fred.stlouisfed.org](https://fred.stlouisfed.org/series/AEXJPUS/))

· Evidence informing the 2024 market-value input; displayed series and growth include calculations: The model uses JPY xx.xx per USD for calendar 2024; small CNY and KRW budgets use disclosed approximate conversion assumptions close to the official annual averages. ([fred.stlouisfed.org](https://fred.stlouisfed.org/series/AEXJPUS/))

· Evidence informing the 2025 market-value input; displayed series and growth include calculations: The model uses JPY xx.xx per USD for calendar 2025. CNY xx.xx and KRW xx.xx per USD are rounded modeling conventions, not the release's exact observations. ([fred.stlouisfed.org](https://fred.stlouisfed.org/series/AEXJPUS/))

14. SEMI - 2018 Global Semiconductor Equipment Sales Jump to Record USD 64.5 Billion

· Evidence informing the 2017 market-value input; displayed series and growth include calculations: The association's member-billings release reports xx.xx% growth in total test equipment sales in 2018. Its inverse supplies the 2017 historical proxy; it is not a direct observation of the narrower captured market. ([www1.semi.org](https://www1.semi.org/en/2018-global-semiconductor-equipment-sales-jump-record-xx.xx-billion))

· Evidence informing the 2018 market-value input; displayed series and growth include calculations: The release reports approximately USD xx.xx of total semiconductor-equipment sales in 2018, used only with the 2019 equipment total as a disclosed broad-cycle proxy. ([www1.semi.org](https://www1.semi.org/en/2018-global-semiconductor-equipment-sales-jump-record-xx.xx-billion))

15. SEMI - 2020 Global Semiconductor Equipment Sales Surge 19% to Industry Record USD 71.2 Billion

· Evidence informing the 2018 market-value input; displayed series and growth include calculations: The release reports 2019 total equipment billings of USD xx.xx. Relative to the published approximate 2018 total, this supplies a broad-equipment downturn proxy, not an observed SoC/memory tester growth rate. ([semi.org](https://www.semi.org/en/news-media-press/semi-press-releases/annual-global-semiconductor-equipment-sales))

· Evidence informing the 2019 market-value input; displayed series and growth include calculations: Reported 2020 total-test-equipment growth of xx.xx% supplies the inverse bridge into 2019. ([semi.org](https://www.semi.org/en/news-media-press/semi-press-releases/annual-global-semiconductor-equipment-sales))

· Evidence informing the 2020 market-value input; displayed series and growth include calculations: The association's member-submitted billings dataset reports xx.xx% total-test-equipment growth in 2020, used as a historical demand-cycle proxy. ([semi.org](https://www.semi.org/en/news-media-press/semi-press-releases/annual-global-semiconductor-equipment-sales))

16. SEMI - 2021 Global Semiconductor Equipment Sales Surge 44% to Industry Record USD 102.6 Billion

· Evidence informing the 2020 market-value input; displayed series and growth include calculations: Reported total-test-equipment sales growth of xx.xx% in 2021 supports the inverse bridge from the 2021 estimate to 2020. ([semi.org](https://www.semi.org/en/news-media-press-releases/semi-press-releases/2021-global-semiconductor-equipment-sales-surge-xx.xx%xx.xx-to-industry-record-%xx.xx-billion-semi-reports))

· Evidence informing the 2021 market-value input; displayed series and growth include calculations: The xx.xx% test-equipment increase is a member-billings observation for a broader equipment class, not the final market value returned here. ([semi.org](https://www.semi.org/en/news-media-press-releases/semi-press-releases/2021-global-semiconductor-equipment-sales-surge-xx.xx%xx.xx-to-industry-record-%xx.xx-billion-semi-reports))

17. SEMI - Global Semiconductor Equipment Billings Reach Industry Record USD 107.6 Billion in 2022

· Evidence informing the 2021 market-value input; displayed series and growth include calculations: The release reports a xx.xx% contraction in total-test-equipment billings in 2022, supporting the inverse historical bridge into 2021. ([semi.org](https://www.semi.org/en/news-media-press-releases/semi-press-releases/global-semiconductor-equipment-billings-reach-industry-record-%xx.xx-billion-in-2022-semi-reports))

18. SEMI - Global Semiconductor Equipment Billings Slip to USD 106.3 Billion in 2023

· Evidence informing the 2023 market-value input; displayed series and growth include calculations: The xx.xx% broader test-equipment decline supplies a historical-cycle constraint and one small-supplier backcast assumption, not the target-market level.
([semi.org](https://www.semi.org/en/news-media-press-releases/semi-press-releases/global-semiconductor-equipment-billings-slip-to-%xx.xx-billion-in-2023-semi-reports))

19. SEMI - Global Semiconductor Equipment Billings Surged to USD 117 Billion in 2024

· Evidence informing the 2024 market-value input; displayed series and growth include calculations: Realized total-test-equipment billings increased xx.xx% in 2024. This independently checks the direction and approximate magnitude of the modeled target-market recovery without substituting the broader category for this market.
([semi.org](https://www.semi.org/en/semi-press-release/global-semiconductor-equipment-billings-surged-to-xx.xx-billion-dollars-in-2024-semi-reports))

20. SEMI - Global Semiconductor Equipment Billings Reached USD 135 Billion in 2025

· Evidence informing the 2025 market-value input; displayed series and growth include calculations: The association reports realized total-test-equipment billings growth of xx.xx% in 2025. The modeled target-market increase of approximately xx.xx% is directionally consistent; differing product boundaries prevent an exact reconciliation.
([semi.org](https://www.semi.org/en/SEMI-Reports-Global-Semiconductor-Equipment-Billings-Reached-xx.xx-Billion-in-2025))

21. Advantest - Annual Securities Report and Business Report for the Year Ended March 31, 2026

· Evidence informing the 2025 market-value input; displayed series and growth include calculations: Note xx.xx identifies customer operating leases of semiconductor test systems and JPY xx.xx of future payments receivable at March xx.xx 2025. This establishes a small supplier-specific leasing activity, not annual global leasing revenue.
([advantest.com](https://www.advantest.com/document/en/investors/ir-library/report/IR_SecuritiesandBusinesReport_84th_en.pdf))

· Evidence informing the 2026 market-value input; displayed series and growth include calculations: Future customer lease payments receivable were JPY xx.xx at March xx.xx 2026; disclosed terms were one to three years and noncancelable. These figures qualify any assumption that OEM leasing is necessarily large or offers flexible exit.
([advantest.com](https://www.advantest.com/document/en/investors/ir-library/report/IR_SecuritiesandBusinesReport_84th_en.pdf))

22. Amkor Technology, Inc. - Form 10-K for the Year Ended December 31, 2025
    - Evidence informing the 2025 market-value input; displayed series and growth include calculations: Amkor reports 2025 capital expenditures of USD xx.xx versus USD xx.xx in 2024, covering packaging, testing and facilities. The amount is a buyer-spending constraint, not tester-only spending. ([sec.gov](https://www.sec.gov/Archives/edgar/data/xx.xx/xx.xx/amkr-xx.xx.htm))
    - Evidence informing the 2026 market-value input; displayed series and growth include calculations: The filing's USD xx.xx-xx.xx 2026 capital-expenditure expectation is primarily increased by Arizona construction. It cannot be treated as an equivalent tester award or annual tester-market increment. ([sec.gov](https://www.sec.gov/Archives/edgar/data/xx.xx/xx.xx/amkr-xx.xx.htm))
    - Evidence informing the 2028 market-value input; displayed series and growth include calculations: Standardized tester investment, customer-consigned equipment and equipment-redeployment risks qualify the conversion from announced capacity projects to incremental tester purchases. No project investment is added directly to the 2028 forecast. ([sec.gov](https://www.sec.gov/Archives/edgar/data/xx.xx/xx.xx/amkr-xx.xx.htm))
    - Evidence informing the 2029 market-value input; displayed series and growth include calculations: The buyer's broad spending and commitment disclosures support retaining procurement-conversion and reuse uncertainty rather than equating project completion with tester sales. ([sec.gov](https://www.sec.gov/Archives/edgar/data/xx.xx/xx.xx/amkr-xx.xx.htm))
    - Evidence informing base-year allocation inputs; displayed values and growth are calculated: Location-specific property and equipment supports geographically distinct buyer pools, not direct annual tester spending.
    - Evidence informing forecast-year allocation inputs; displayed values and growth are calculated: Location-specific property and equipment supports geographically distinct buyer pools, not direct annual tester spending.
    - Evidence informing base-year allocation inputs; displayed values and growth are calculated: Korea operating assets corroborate local packaging and test activity without equating assets to annual equipment purchases.
    - Evidence informing base-year allocation inputs; displayed values and growth are calculated: Seven-year test-equipment accounting life anchors the selected purchasing-frequency proxy; broad capital expenditure is not treated as tester-only spending. ([sec.gov](https://www.sec.gov/Archives/edgar/data/xx.xx/xx.xx/amkr-xx.xx.htm))
    - Evidence informing forecast-year allocation inputs; displayed values and growth are calculated: Seven-year test-equipment accounting life anchors the selected purchasing-frequency proxy; broad capital expenditure is not treated as tester-only spending. ([sec.gov](https://www.sec.gov/Archives/edgar/data/xx.xx/xx.xx/amkr-xx.xx.htm))
23. Intel Corporation - Form 10-K for the Year Ended December 27, 2025
    - Evidence informing forecast-year allocation inputs; displayed values and growth are calculated: Discontinued Germany expansion constrains the forecast; no canceled-project tester increment is included.
    - Evidence informing forecast-year allocation inputs; displayed values and growth are calculated: Costa Rican consolidation is counterevidence to uniform Latin American equipment expansion.
24. Micron Technology, Inc. - Form 10-K for the Fiscal Year Ended August 28, 2025
    - Evidence informing base-year allocation inputs; displayed values and growth are calculated: India's disclosed component assembly/test location supports the base procurement pipeline, not a reported spending amount.
25. Micron - Celebrates Opening of India's First Semiconductor Assembly and Test Facility, February 28, 2026
    - Evidence informing forecast-year allocation inputs; displayed values and growth are calculated: Commercial commencement and aggregate shipment expectations support a post-2025 expansion premise; they do not measure tester expenditure.
26. Amkor - Announces Phase 2 of Arizona Advanced Packaging and Test Campus, September 8, 2026
    - Evidence informing forecast-year allocation inputs; displayed values and growth are calculated: Phase-two construction and completion expectations support delayed procurement conversion, not a 2025 equipment award.
27. NIST - Appendix: The CHIPS Program Office Vision for Success, Two Years Later, January 2025
    - Evidence informing forecast-year allocation inputs; displayed values and growth are calculated: Device-manufacturing and packaging project locations constrain the national expansion opportunity; award ceilings are not tester spending.

28. Chips Joint Undertaking - EU Strengthens Semiconductor Sovereignty with Pilot Lines and Competence Centres, April 2025
    - Evidence informing base-year allocation inputs; displayed values and growth are calculated: Selection of xx.xx competence centres across xx.xx countries supports broad research access, not equal local tester purchases.
    - Evidence informing forecast-year allocation inputs; displayed values and growth are calculated: Selection of xx.xx competence centres across xx.xx countries supports broad research access, not equal local tester purchases.
29. HT Micron - Quality Management and Brazilian Operating Scope
    - Evidence informing base-year allocation inputs; displayed values and growth are calculated: Company disclosure establishes Brazilian semiconductor encapsulation and testing activity, but not tester-only expenditure.
    - Evidence informing forecast-year allocation inputs; displayed values and growth are calculated: Company disclosure establishes Brazilian semiconductor encapsulation and testing activity, but not tester-only expenditure.
30. NXP Semiconductors - 2025 Annual Report and Financial Statements
    - Evidence informing base-year allocation inputs; displayed values and growth are calculated: Disclosed China back-end activity supports a local equipment-purchaser pool.
    - Evidence informing forecast-year allocation inputs; displayed values and growth are calculated: Disclosed China back-end activity supports a local equipment-purchaser pool.
31. Brazil MDIC - Complexo Eletroeletrônico e de Semicondutores
    - Evidence informing forecast-year allocation inputs; displayed values and growth are calculated: Brasil Semicon is national policy context; its overview does not establish a particular eligible tester purchase or fiscal benefit.
32. Teradyne - Magnum 2 Memory Test Solution
    - Evidence informing base-year allocation inputs; displayed values and growth are calculated: Separately identifies production configurations, supporting production-purpose attribution rather than classification from family-wide capability alone. ([teradyne.com](https://www.teradyne.com/products/magnum-xx.xx/))
    - Evidence informing forecast-year allocation inputs; displayed values and growth are calculated: Separately identifies production configurations, supporting production-purpose attribution rather than classification from family-wide capability alone. ([teradyne.com](https://www.teradyne.com/products/magnum-xx.xx/))
33. Test Services - UTAC Group
    - Evidence informing base-year allocation inputs; displayed values and growth are calculated: The 2,000+ tester fleet provides an operator-stock benchmark that is converted to annual value only through the disclosed purchasing-frequency assumptions. ([utacgroup.com](https://utacgroup.com/test-services/))
    - Evidence informing forecast-year allocation inputs; displayed values and growth are calculated: The 2,000+ tester fleet provides an operator-stock benchmark that is converted to annual value only through the disclosed purchasing-frequency assumptions. ([utacgroup.com](https://utacgroup.com/test-services/))
34. Efforts to Provide Value Through Business - Advantest
    - Evidence informing base-year allocation inputs; displayed values and growth are calculated: The xx.xx-xx.xx-year use period constrains replacement assumptions and is distinguished from the buyer accounting-life proxy used in the working model. ([advantest.com](https://www.advantest.com/en/about/sustainability/society/responding-product-liability/))

9.2. Engineering Evaluation and Characterization

Table 41. Global SoC & Memory Semiconductor Tester Market Size, by Engineering Evaluation and Characterization, by Region, 2017-2040 (USD Million)

Region	2017	2024	2025	2026	2027	2032	2040	CAGR (%)
Africa	xx.xx	xx.xx	xx.xx	xx.xx	xx.xx	xx.xx	xx.xx	xx.xx
Asia-Pacific	xx.xx	xx.xx	xx.xx	xx.xx	xx.xx	xx.xx	xx.xx	xx.xx
Europe	xx.xx	xx.xx	xx.xx	xx.xx	xx.xx	xx.xx	xx.xx	xx.xx
Latin America	xx.xx	xx.xx	xx.xx	xx.xx	xx.xx	xx.xx	xx.xx	xx.xx
Middle East	xx.xx	xx.xx	xx.xx	xx.xx	xx.xx	xx.xx	xx.xx	xx.xx
North America	xx.xx	xx.xx	xx.xx	xx.xx	xx.xx	xx.xx	xx.xx	xx.xx
Total	**xx.xx**	**xx.xx**	**xx.xx**	**xx.xx**	**xx.xx**	**xx.xx**	**xx.xx**	**xx.xx**

Table 42. Global SoC & Memory Semiconductor Tester Market Size, by Engineering Evaluation and Characterization, by Group, 2017-2040 (USD Million)

Group	2017	2024	2025	2026	2027	2032	2040	CAGR (%)
ASEAN	xx.xx	xx.xx	xx.xx	xx.xx	xx.xx	xx.xx	xx.xx	xx.xx
BRICS	xx.xx	xx.xx	xx.xx	xx.xx	xx.xx	xx.xx	xx.xx	xx.xx
European Union	xx.xx	xx.xx	xx.xx	xx.xx	xx.xx	xx.xx	xx.xx	xx.xx
G7	xx.xx	xx.xx	xx.xx	xx.xx	xx.xx	xx.xx	xx.xx	xx.xx
GCC	xx.xx	xx.xx	xx.xx	xx.xx	xx.xx	xx.xx	xx.xx	xx.xx
NATO	xx.xx	xx.xx	xx.xx	xx.xx	xx.xx	xx.xx	xx.xx	xx.xx

Table 43. Global SoC & Memory Semiconductor Tester Market Size, by Engineering Evaluation and Characterization, by Country, 2017-2040 (USD Million)

Country	2017	2024	2025	2026	2027	2032	2040	CAGR (%)
Australia	xx.xx	xx.xx	xx.xx	xx.xx	xx.xx	xx.xx	xx.xx	xx.xx
Brazil	xx.xx	xx.xx	xx.xx	xx.xx	xx.xx	xx.xx	xx.xx	xx.xx
Canada	xx.xx	xx.xx	xx.xx	xx.xx	xx.xx	xx.xx	xx.xx	xx.xx
China	xx.xx	xx.xx	xx.xx	xx.xx	xx.xx	xx.xx	xx.xx	xx.xx
France	xx.xx	xx.xx	xx.xx	xx.xx	xx.xx	xx.xx	xx.xx	xx.xx
Germany	xx.xx	xx.xx	xx.xx	xx.xx	xx.xx	xx.xx	xx.xx	xx.xx
India	xx.xx	xx.xx	xx.xx	xx.xx	xx.xx	xx.xx	xx.xx	xx.xx
Italy	xx.xx	xx.xx	xx.xx	xx.xx	xx.xx	xx.xx	xx.xx	xx.xx
Japan	xx.xx	xx.xx	xx.xx	xx.xx	xx.xx	xx.xx	xx.xx	xx.xx
Mexico	xx.xx	xx.xx	xx.xx	xx.xx	xx.xx	xx.xx	xx.xx	xx.xx
Russia	xx.xx	xx.xx	xx.xx	xx.xx	xx.xx	xx.xx	xx.xx	xx.xx
South Korea	xx.xx	xx.xx	xx.xx	xx.xx	xx.xx	xx.xx	xx.xx	xx.xx
Spain	xx.xx	xx.xx	xx.xx	xx.xx	xx.xx	xx.xx	xx.xx	xx.xx
United Kingdom	xx.xx	xx.xx	xx.xx	xx.xx	xx.xx	xx.xx	xx.xx	xx.xx
United States	xx.xx	xx.xx	xx.xx	xx.xx	xx.xx	xx.xx	xx.xx	xx.xx
Others	xx.xx	xx.xx	xx.xx	xx.xx	xx.xx	xx.xx	xx.xx	xx.xx
Total	**xx.xx**	**xx.xx**	**xx.xx**	**xx.xx**	**xx.xx**	**xx.xx**	**xx.xx**	**xx.xx**

Sources & Evidence

1. Fabrication, Testing and Validation Capabilities - Microsystems Engineering, Science and Applications
   · Taxonomy evidence: Prototype and characterization work are explicitly performed by the in-house semiconductor test-engineering organization. ([sandia.gov](https://www.sandia.gov/mesa/fabrication-testing-and-validation-capabilities/))
   · Taxonomy evidence: Its test-engineering group explicitly performs prototype and characterization work. ([sandia.gov](https://www.sandia.gov/mesa/fabrication-testing-and-validation-capabilities/))
2. Tester Fleet - UTAC Group
   · Taxonomy evidence: The test-service operator describes its ATE fleet as serving engineering characterization environments. ([utacgroup.com](https://utacgroup.com/test-services/tester-fleet-services/))

3. Advantest - FY2024 Consolidated Financial Results Presentation, April 25, 2025

· Evidence informing the 2023 market-value input; displayed series and growth include calculations: Quarterly product-revenue disclosures support calendar-2023 totals of JPY xx.xx for SoC testers and JPY xx.xx for memory testers, before modeled scope adjustments. ([advantest.com](https://www.advantest.com/document/en/investors/ir-library/result/JE_BIZ_250425_slide.pdf))

· Evidence informing the 2024 market-value input; displayed series and growth include calculations: Quarterly product-revenue disclosures support calendar-2024 totals of JPY xx.xx for SoC testers and JPY xx.xx for memory testers; handling, services and system-level testing are disclosed separately. ([advantest.com](https://www.advantest.com/document/en/investors/ir-library/result/JE_BIZ_250425_slide.pdf))

4. Advantest - FY2025 Third Quarter Financial Results Presentation, January 28, 2026

· Evidence informing the 2025 market-value input; displayed series and growth include calculations: The disclosed January-March 2025 quarter and April-December 2025 quarters produce calendar-2025 SoC tester revenue of JPY xx.xx and memory tester revenue of JPY xx.xx. These are supplier revenues, not a published global market total. ([advantest.com](https://www.advantest.com/document/en/investors/ir-library/result/JE_BIZ_260128_slide.pdf))

· Evidence informing base-year allocation inputs; displayed values and growth are calculated: Quarterly ship-to records calibrate the Americas destination proxy; equipment scope and regional subdivision remain modeled.

· Evidence informing base-year allocation inputs; displayed values and growth are calculated: Quarterly Europe destination revenue constrains the European equipment-demand weight.

· Evidence informing base-year allocation inputs; displayed values and growth are calculated: Country ship-to revenue provides the main calibration for Asia-Pacific concentration.

· Evidence informing base-year allocation inputs; displayed values and growth are calculated: China deliveries constrain the base country equipment-demand proxy.

· Evidence informing base-year allocation inputs; displayed values and growth are calculated: Korea deliveries constrain the base country equipment-demand proxy.

· Evidence informing base-year allocation inputs; displayed values and growth are calculated: Japan deliveries constrain the base country equipment-demand proxy.

5. Advantest - FY2026 First Quarter Financial Results Presentation, July 29, 2026

· Evidence informing the 2026 market-value input; displayed series and growth include calculations: The presentation reports January-March 2026 SoC/memory revenues of JPY xx.xx/xx.xx and April-June revenues of JPY xx.xx/xx.xx. July guidance forecasts fiscal-2026 SoC/memory revenues of JPY xx.xx/xx.xx and supplies the fiscal-to-calendar bridge. Guidance is not realized revenue. ([advantest.com](https://www.advantest.com/document/en/investors/ir-library/result/JE_BIZ_260729_slide.pdf))

· Evidence informing the 2040 market-value input; displayed series and growth include calculations: Current equipment revenue and company-specific capacity plans constrain the forecast starting point, not the assumed long-run growth rate or the 2040 result. ([advantest.com](https://www.advantest.com/document/en/investors/ir-library/result/JE_BIZ_260729_slide.pdf))

6. Teradyne, Inc. - Form 10-K for the Year Ended December 31, 2025
   · Evidence informing the 2023 market-value input; displayed series and growth include calculations: The revenue-disaggregation table reports 2023 point-in-time SoC revenue of USD xx.xx and memory revenue of USD xx.xx. Replacement parts require a further modeled deduction. ([investors.teradyne.com](https://investors.teradyne.com/sec-filings/all-sec-filings/content/xx.xx-xx.xx-xx.xx/xx.xx-xx.xx-xx.xx.pdf))
   · Evidence informing the 2024 market-value input; displayed series and growth include calculations: The filing reports 2024 point-in-time SoC revenue of USD xx.xx and memory revenue of USD xx.xx separately from over-time revenue and IST. ([investors.teradyne.com](https://investors.teradyne.com/sec-filings/all-sec-filings/content/xx.xx-xx.xx-xx.xx/xx.xx-xx.xx-xx.xx.pdf))
   · Evidence informing the 2025 market-value input; displayed series and growth include calculations: The filing reports 2025 point-in-time SoC revenue of USD xx.xx and memory revenue of USD xx.xx. Point-in-time recognition includes products and replacement parts and is therefore an equipment proxy rather than an exact complete-system subtotal. ([investors.teradyne.com](https://investors.teradyne.com/sec-filings/all-sec-filings/content/xx.xx-xx.xx-xx.xx/xx.xx-xx.xx-xx.xx.pdf))
   · Evidence informing base-year allocation inputs; displayed values and growth are calculated: Customer-site geography and broader revenue disclosures support the scoped national destination bridge.
   · Evidence informing base-year allocation inputs; displayed values and growth are calculated: Customer-site attribution distinguishes receiving locations from specifying customer headquarters.
   · Evidence informing base-year allocation inputs; displayed values and growth are calculated: Europe revenue requires a substantial modeled exclusion of adjacent businesses and services.
   · Evidence informing base-year allocation inputs; displayed values and growth are calculated: Disclosed Asian customer-site revenues constrain the joint regional proxy.
   · Evidence informing base-year allocation inputs; displayed values and growth are calculated: Reported 2024-2025 product revenues supply a realized-demand challenge, but do not identify engineering-only sales; the allocation retains this attribution limitation. ([investors.teradyne.com](https://investors.teradyne.com/sec-filings/all-sec-filings/content/xx.xx-xx.xx-xx.xx/xx.xx-xx.xx-xx.xx.pdf))
   · Evidence informing forecast-year allocation inputs; displayed values and growth are calculated: Reported 2024-2025 product revenues supply a realized-demand challenge, but do not identify engineering-only sales; the allocation retains this attribution limitation. ([investors.teradyne.com](https://investors.teradyne.com/sec-filings/all-sec-filings/content/xx.xx-xx.xx-xx.xx/xx.xx-xx.xx-xx.xx.pdf))
7. Teradyne, Inc. - Form 10-Q for the Quarterly Period Ended June 28, 2026
   · Evidence informing the 2026 market-value input; displayed series and growth include calculations: First-half 2026 point-in-time revenue was USD xx.xx for SoC and USD xx.xx for memory. Comparable first-half 2025 amounts were USD xx.xx and USD xx.xx independently establishing strong realized growth before the modeled second half. ([investors.teradyne.com](https://investors.teradyne.com/sec-filings/all-sec-filings/content/xx.xx-xx.xx-xx.xx/xx.xx-xx.xx-xx.xx.pdf))

8. Cohu, Inc. - Form 10-K for the Fiscal Year Ended December 27, 2025
   - Evidence informing the 2023 market-value input; displayed series and growth include calculations: Cohu reports 2023 systems-semiconductor test and inspection revenue of USD xx.xx. Only an assumed complete-tester and eligible-device portion enters this market. ([sec.gov](https://www.sec.gov/Archives/edgar/data/xx.xx/xx.xx/cohu20251227_10k.htm))
   - Evidence informing the 2024 market-value input; displayed series and growth include calculations: Cohu reports 2024 systems-semiconductor test and inspection revenue of USD xx.xx separately from non-systems revenue. ([sec.gov](https://www.sec.gov/Archives/edgar/data/xx.xx/xx.xx/cohu20251227_10k.htm))
   - Evidence informing the 2025 market-value input; displayed series and growth include calculations: Cohu reports 2025 systems-semiconductor test and inspection revenue of USD xx.xx. Automation, inspection, interfaces and recurring services prevent attribution of the whole company to SoC testers. ([sec.gov](https://www.sec.gov/Archives/edgar/data/xx.xx/xx.xx/cohu20251227_10k.htm))
   - Evidence informing base-year allocation inputs; displayed values and growth are calculated: Asian destination disclosures provide an independent supplier cross-check on regional concentration.
9. Hangzhou Changchuan Technology Co., Ltd. - 2025 Annual Report
   - Evidence informing the 2024 market-value input; displayed series and growth include calculations: The product table reports 2024 tester revenue of CNY xx.xx, distinct from handlers and other products. Its SoC-eligible portion remains modeled. ([static.cninfo.com.cn](https://static.cninfo.com.cn/finalpage/2026-xx.xx-xx.xx/xx.xx.PDF))
   - Evidence informing the 2025 market-value input; displayed series and growth include calculations: The product table reports 2025 tester revenue of CNY xx.xx. The filing's broader analog and digital portfolio requires a scope adjustment rather than inclusion of all tester revenue. ([static.cninfo.com.cn](https://static.cninfo.com.cn/finalpage/2026-xx.xx-xx.xx/xx.xx.PDF))
10. YC Corporation - Business Report for the Year Ended December 31, 2025
   - Evidence informing the 2023 market-value input; displayed series and growth include calculations: The sales table reports KRW xx.xx for the 2023 memory-wafer-tester, semiconductor-equipment, parts, modification and related category. Complete-equipment attribution requires a deduction. ([kind.krx.co.kr](https://kind.krx.co.kr/external/2026/xx.xx/xx.xx/xx.xx/xx.xx/xx.xx.htm))
   - Evidence informing the 2024 market-value input; displayed series and growth include calculations: The comparable 2024 category revenue is KRW xx.xx, not an independently isolated complete-tester total. ([kind.krx.co.kr](https://kind.krx.co.kr/external/2026/xx.xx/xx.xx/xx.xx/xx.xx/xx.xx.htm))
   - Evidence informing the 2025 market-value input; displayed series and growth include calculations: The comparable 2025 category revenue is KRW xx.xx. Parts, modifications and other equipment remain a material scope uncertainty. ([kind.krx.co.kr](https://kind.krx.co.kr/external/2026/xx.xx/xx.xx/xx.xx/xx.xx/xx.xx.htm))
11. Chroma ESG - About Chroma: 2025 Group Financial and Operating Profile
   - Evidence informing the 2025 market-value input; displayed series and growth include calculations: Chroma's own disclosure states 2025 group consolidated revenue of USD xx.xx. This broad corporate amount constrains, but does not directly measure, its eligible complete-SoC-tester revenue. ([csr.chromaate.com](https://csr.chromaate.com/en/esg-en/green-chroma-en/brand-en))
12. Chroma ESG - Green Revenue and Financial Performance, 2025
   - Evidence informing the 2024 market-value input; displayed series and growth include calculations: Chroma reports 2025 consolidated revenue growth of xx.xx%. The model uses this company growth rate to backcast its small 2024 scoped revenue budget at a constant conversion basis, not as an observed 2024 tester subtotal. ([csr.chromaate.com](https://csr.chromaate.com/en/esg-en/green-chroma-en/green-revenue-en))
   - Evidence informing the 2025 market-value input; displayed series and growth include calculations: The disclosure distinguishes broad measurement products and SLT demand, reinforcing the need to exclude unrelated corporate revenue from the SoC/memory tester estimate. ([csr.chromaate.com](https://csr.chromaate.com/en/esg-en/green-chroma-en/green-revenue-en))

13. Federal Reserve Board - Foreign Exchange Rates, G.5A, January 5, 2026

    · Evidence informing the 2023 market-value input; displayed series and growth include calculations: The official annual-average exchange-rate release supplies the currency-conversion benchmark; the model uses JPY xx.xx per USD for its large calendar-2023 Japanese revenue anchor and an explicitly rounded KRW conversion for the smaller Korean budget. ([fred.stlouisfed.org](https://fred.stlouisfed.org/series/AEXJPUS/))

    · Evidence informing the 2024 market-value input; displayed series and growth include calculations: The model uses JPY xx.xx per USD for calendar 2024; small CNY and KRW budgets use disclosed approximate conversion assumptions close to the official annual averages. ([fred.stlouisfed.org](https://fred.stlouisfed.org/series/AEXJPUS/))

    · Evidence informing the 2025 market-value input; displayed series and growth include calculations: The model uses JPY xx.xx per USD for calendar 2025. CNY xx.xx and KRW xx.xx per USD are rounded modeling conventions, not the release's exact observations. ([fred.stlouisfed.org](https://fred.stlouisfed.org/series/AEXJPUS/))

14. SEMI - 2018 Global Semiconductor Equipment Sales Jump to Record USD 64.5 Billion

    · Evidence informing the 2017 market-value input; displayed series and growth include calculations: The association's member-billings release reports xx.xx% growth in total test equipment sales in 2018. Its inverse supplies the 2017 historical proxy; it is not a direct observation of the narrower captured market. ([www1.semi.org](https://www1.semi.org/en/2018-global-semiconductor-equipment-sales-jump-record-xx.xx-billion))

    · Evidence informing the 2018 market-value input; displayed series and growth include calculations: The release reports approximately USD xx.xx of total semiconductor-equipment sales in 2018, used only with the 2019 equipment total as a disclosed broad-cycle proxy. ([www1.semi.org](https://www1.semi.org/en/2018-global-semiconductor-equipment-sales-jump-record-xx.xx-billion))

15. SEMI - 2020 Global Semiconductor Equipment Sales Surge 19% to Industry Record USD 71.2 Billion

    · Evidence informing the 2018 market-value input; displayed series and growth include calculations: The release reports 2019 total equipment billings of USD xx.xx. Relative to the published approximate 2018 total, this supplies a broad-equipment downturn proxy, not an observed SoC/memory tester growth rate. ([semi.org](https://www.semi.org/en/news-media-press/semi-press-releases/annual-global-semiconductor-equipment-sales))

    · Evidence informing the 2019 market-value input; displayed series and growth include calculations: Reported 2020 total-test-equipment growth of xx.xx% supplies the inverse bridge into 2019. ([semi.org](https://www.semi.org/en/news-media-press/semi-press-releases/annual-global-semiconductor-equipment-sales))

    · Evidence informing the 2020 market-value input; displayed series and growth include calculations: The association's member-submitted billings dataset reports xx.xx% total-test-equipment growth in 2020, used as a historical demand-cycle proxy. ([semi.org](https://www.semi.org/en/news-media-press/semi-press-releases/annual-global-semiconductor-equipment-sales))

16. SEMI - 2021 Global Semiconductor Equipment Sales Surge 44% to Industry Record USD 102.6 Billion

    · Evidence informing the 2020 market-value input; displayed series and growth include calculations: Reported total-test-equipment sales growth of xx.xx% in 2021 supports the inverse bridge from the 2021 estimate to 2020. ([semi.org](https://www.semi.org/en/news-media-press-releases/semi-press-releases/2021-global-semiconductor-equipment-sales-surge-xx.xx%xx.xx-to-industry-record-%xx.xx-billion-semi-reports))

    · Evidence informing the 2021 market-value input; displayed series and growth include calculations: The xx.xx% test-equipment increase is a member-billings observation for a broader equipment class, not the final market value returned here. ([semi.org](https://www.semi.org/en/news-media-press-releases/semi-press-releases/2021-global-semiconductor-equipment-sales-surge-xx.xx%xx.xx-to-industry-record-%xx.xx-billion-semi-reports))

17. SEMI - Global Semiconductor Equipment Billings Reach Industry Record USD 107.6 Billion in 2022

    · Evidence informing the 2021 market-value input; displayed series and growth include calculations: The release reports a xx.xx% contraction in total-test-equipment billings in 2022, supporting the inverse historical bridge into 2021. ([semi.org](https://www.semi.org/en/news-media-press-releases/semi-press-releases/global-semiconductor-equipment-billings-reach-industry-record-%xx.xx-billion-in-2022-semi-reports))

18. SEMI - Global Semiconductor Equipment Billings Slip to USD 106.3 Billion in 2023

· Evidence informing the 2023 market-value input; displayed series and growth include calculations: The xx.xx% broader test-equipment decline supplies a historical-cycle constraint and one small-supplier backcast assumption, not the target-market level.
([semi.org](https://www.semi.org/en/news-media-press-releases/semi-press-releases/global-semiconductor-equipment-billings-slip-to-%xx.xx-billion-in-2023-semi-reports))

19. SEMI - Global Semiconductor Equipment Billings Surged to USD 117 Billion in 2024

· Evidence informing the 2024 market-value input; displayed series and growth include calculations: Realized total-test-equipment billings increased xx.xx% in 2024. This independently checks the direction and approximate magnitude of the modeled target-market recovery without substituting the broader category for this market.
([semi.org](https://www.semi.org/en/semi-press-release/global-semiconductor-equipment-billings-surged-to-xx.xx-billion-dollars-in-2024-semi-reports))

20. SEMI - Global Semiconductor Equipment Billings Reached USD 135 Billion in 2025

· Evidence informing the 2025 market-value input; displayed series and growth include calculations: The association reports realized total-test-equipment billings growth of xx.xx% in 2025. The modeled target-market increase of approximately xx.xx% is directionally consistent; differing product boundaries prevent an exact reconciliation.
([semi.org](https://www.semi.org/en/SEMI-Reports-Global-Semiconductor-Equipment-Billings-Reached-xx.xx-Billion-in-2025))

21. Advantest - Annual Securities Report and Business Report for the Year Ended March 31, 2026

· Evidence informing the 2025 market-value input; displayed series and growth include calculations: Note xx.xx identifies customer operating leases of semiconductor test systems and JPY xx.xx of future payments receivable at March xx.xx 2025. This establishes a small supplier-specific leasing activity, not annual global leasing revenue.
([advantest.com](https://www.advantest.com/document/en/investors/ir-library/report/IR_SecuritiesandBusinesReport_84th_en.pdf))

· Evidence informing the 2026 market-value input; displayed series and growth include calculations: Future customer lease payments receivable were JPY xx.xx at March xx.xx 2026; disclosed terms were one to three years and noncancelable. These figures qualify any assumption that OEM leasing is necessarily large or offers flexible exit.
([advantest.com](https://www.advantest.com/document/en/investors/ir-library/report/IR_SecuritiesandBusinesReport_84th_en.pdf))

22. Amkor Technology, Inc. - Form 10-K for the Year Ended December 31, 2025
    - Evidence informing the 2025 market-value input; displayed series and growth include calculations: Amkor reports 2025 capital expenditures of USD xx.xx versus USD xx.xx in 2024, covering packaging, testing and facilities. The amount is a buyer-spending constraint, not tester-only spending. ([sec.gov](https://www.sec.gov/Archives/edgar/data/xx.xx/xx.xx/amkr-xx.xx.htm))
    - Evidence informing the 2026 market-value input; displayed series and growth include calculations: The filing's USD xx.xx-xx.xx 2026 capital-expenditure expectation is primarily increased by Arizona construction. It cannot be treated as an equivalent tester award or annual tester-market increment. ([sec.gov](https://www.sec.gov/Archives/edgar/data/xx.xx/xx.xx/amkr-xx.xx.htm))
    - Evidence informing the 2028 market-value input; displayed series and growth include calculations: Standardized tester investment, customer-consigned equipment and equipment-redeployment risks qualify the conversion from announced capacity projects to incremental tester purchases. No project investment is added directly to the 2028 forecast. ([sec.gov](https://www.sec.gov/Archives/edgar/data/xx.xx/xx.xx/amkr-xx.xx.htm))
    - Evidence informing the 2029 market-value input; displayed series and growth include calculations: The buyer's broad spending and commitment disclosures support retaining procurement-conversion and reuse uncertainty rather than equating project completion with tester sales. ([sec.gov](https://www.sec.gov/Archives/edgar/data/xx.xx/xx.xx/amkr-xx.xx.htm))
    - Evidence informing base-year allocation inputs; displayed values and growth are calculated: Location-specific property and equipment supports geographically distinct buyer pools, not direct annual tester spending.
    - Evidence informing forecast-year allocation inputs; displayed values and growth are calculated: Location-specific property and equipment supports geographically distinct buyer pools, not direct annual tester spending.
    - Evidence informing base-year allocation inputs; displayed values and growth are calculated: Korea operating assets corroborate local packaging and test activity without equating assets to annual equipment purchases.
    - Evidence informing base-year allocation inputs; displayed values and growth are calculated: The test-equipment accounting-life extension from five to seven years constrains the annualized production denominator against which engineering purchasing is compared. ([sec.gov](https://www.sec.gov/Archives/edgar/data/xx.xx/xx.xx/amkr-xx.xx.htm))
    - Evidence informing forecast-year allocation inputs; displayed values and growth are calculated: The test-equipment accounting-life extension from five to seven years constrains the annualized production denominator against which engineering purchasing is compared. ([sec.gov](https://www.sec.gov/Archives/edgar/data/xx.xx/xx.xx/amkr-xx.xx.htm))
23. Intel Corporation - Form 10-K for the Year Ended December 27, 2025
    - Evidence informing forecast-year allocation inputs; displayed values and growth are calculated: Discontinued Germany expansion constrains the forecast; no canceled-project tester increment is included.
    - Evidence informing forecast-year allocation inputs; displayed values and growth are calculated: Costa Rican consolidation is counterevidence to uniform Latin American equipment expansion.
24. Micron Technology, Inc. - Form 10-K for the Fiscal Year Ended August 28, 2025
    - Evidence informing base-year allocation inputs; displayed values and growth are calculated: India's disclosed component assembly/test location supports the base procurement pipeline, not a reported spending amount.
25. Micron - Celebrates Opening of India's First Semiconductor Assembly and Test Facility, February 28, 2026
    - Evidence informing forecast-year allocation inputs; displayed values and growth are calculated: Commercial commencement and aggregate shipment expectations support a post-2025 expansion premise; they do not measure tester expenditure.
26. Amkor - Announces Phase 2 of Arizona Advanced Packaging and Test Campus, September 8, 2026
    - Evidence informing forecast-year allocation inputs; displayed values and growth are calculated: Phase-two construction and completion expectations support delayed procurement conversion, not a 2025 equipment award.
27. NIST - Appendix: The CHIPS Program Office Vision for Success, Two Years Later, January 2025
    - Evidence informing forecast-year allocation inputs; displayed values and growth are calculated: Device-manufacturing and packaging project locations constrain the national expansion opportunity; award ceilings are not tester spending.

28. Chips Joint Undertaking - EU Strengthens Semiconductor Sovereignty with Pilot Lines and Competence Centres, April 2025
    - Evidence informing base-year allocation inputs; displayed values and growth are calculated: Selection of xx.xx competence centres across xx.xx countries supports broad research access, not equal local tester purchases.
    - Evidence informing forecast-year allocation inputs; displayed values and growth are calculated: Selection of xx.xx competence centres across xx.xx countries supports broad research access, not equal local tester purchases.
29. HT Micron - Quality Management and Brazilian Operating Scope
    - Evidence informing base-year allocation inputs; displayed values and growth are calculated: Company disclosure establishes Brazilian semiconductor encapsulation and testing activity, but not tester-only expenditure.
    - Evidence informing forecast-year allocation inputs; displayed values and growth are calculated: Company disclosure establishes Brazilian semiconductor encapsulation and testing activity, but not tester-only expenditure.
30. NXP Semiconductors - 2025 Annual Report and Financial Statements
    - Evidence informing base-year allocation inputs; displayed values and growth are calculated: Disclosed China back-end activity supports a local equipment-purchaser pool.
    - Evidence informing forecast-year allocation inputs; displayed values and growth are calculated: Disclosed China back-end activity supports a local equipment-purchaser pool.
31. Brazil MDIC - Complexo Eletroeletrônico e de Semicondutores
    - Evidence informing forecast-year allocation inputs; displayed values and growth are calculated: Brasil Semicon is national policy context; its overview does not establish a particular eligible tester purchase or fiscal benefit.
32. Teradyne - Magnum 2 Memory Test Solution
    - Evidence informing base-year allocation inputs; displayed values and growth are calculated: Separately identifies an engineering configuration, supporting purpose classification and the direction of the modeled realization difference, not its exact numerical price ratio. ([teradyne.com](https://www.teradyne.com/products/magnum-xx.xx/))
    - Evidence informing forecast-year allocation inputs; displayed values and growth are calculated: Separately identifies an engineering configuration, supporting purpose classification and the direction of the modeled realization difference, not its exact numerical price ratio. ([teradyne.com](https://www.teradyne.com/products/magnum-xx.xx/))
33. Test Services - UTAC Group
    - Evidence informing base-year allocation inputs; displayed values and growth are calculated: Reports xx.xx+ test engineers alongside 2,000+ testers, anchoring the engineering-station proxy used in the base model and carried into the forecast; it does not disclose purpose sales shares. ([utacgroup.com](https://utacgroup.com/test-services/))
    - Evidence informing forecast-year allocation inputs; displayed values and growth are calculated: Reports xx.xx+ test engineers alongside 2,000+ testers, anchoring the engineering-station proxy used in the base model and carried into the forecast; it does not disclose purpose sales shares. ([utacgroup.com](https://utacgroup.com/test-services/))
34. Efforts to Provide Value Through Business - Advantest
    - Evidence informing base-year allocation inputs; displayed values and growth are calculated: States typical customer equipment use of xx.xx-xx.xx years, providing a longer-use sensitivity for the stock-to-purchasing-value bridge rather than a measured engineering share. ([advantest.com](https://www.advantest.com/en/about/sustainability/society/responding-product-liability/))

35. A New Approach for IC Test - Leveraging the Strength of the PXI Platform - NI
    · Evidence informing base-year allocation inputs; displayed values and growth are calculated: Describes scalable characterization and production configurations and the commercial constraints of traditional laboratory ATE, supporting a distinct engineering purchasing model. ([ni.com](https://www.ni.com/en/shop/electronic-test-instrumentation/what-is-the-semiconductor-test-system/a-new-approach-for-ic-test---leveraging-the-strength-of-the-pxi-.html))
    · Evidence informing forecast-year allocation inputs; displayed values and growth are calculated: Describes scalable characterization and production configurations and the commercial constraints of traditional laboratory ATE, supporting a distinct engineering purchasing model. ([ni.com](https://www.ni.com/en/shop/electronic-test-instrumentation/what-is-the-semiconductor-test-system/a-new-approach-for-ic-test---leveraging-the-strength-of-the-pxi-.html))

9.3. Combined Engineering and Production Testing

Table 44. Global SoC & Memory Semiconductor Tester Market Size, by Combined Engineering and Production Testing, by Region, 2017-2040 (USD Million)

Region	2017	2024	2025	2026	2027	2032	2040	CAGR (%)
Africa	xx.xx	xx.xx	xx.xx	xx.xx	xx.xx	xx.xx	xx.xx	xx.xx
Asia-Pacific	xx.xx	xx.xx	xx.xx	xx.xx	xx.xx	xx.xx	xx.xx	xx.xx
Europe	xx.xx	xx.xx	xx.xx	xx.xx	xx.xx	xx.xx	xx.xx	xx.xx
Latin America	xx.xx	xx.xx	xx.xx	xx.xx	xx.xx	xx.xx	xx.xx	xx.xx
Middle East	xx.xx	xx.xx	xx.xx	xx.xx	xx.xx	xx.xx	xx.xx	xx.xx
North America	xx.xx	xx.xx	xx.xx	xx.xx	xx.xx	xx.xx	xx.xx	xx.xx
Total	**xx.xx**	**xx.xx**	**xx.xx**	**xx.xx**	**xx.xx**	**xx.xx**	**xx.xx**	**xx.xx**

Table 45. Global SoC & Memory Semiconductor Tester Market Size, by Combined Engineering and Production Testing, by Group, 2017-2040 (USD Million)

Group	2017	2024	2025	2026	2027	2032	2040	CAGR (%)
ASEAN	xx.xx	xx.xx	xx.xx	xx.xx	xx.xx	xx.xx	xx.xx	xx.xx
BRICS	xx.xx	xx.xx	xx.xx	xx.xx	xx.xx	xx.xx	xx.xx	xx.xx
European Union	xx.xx	xx.xx	xx.xx	xx.xx	xx.xx	xx.xx	xx.xx	xx.xx
G7	xx.xx	xx.xx	xx.xx	xx.xx	xx.xx	xx.xx	xx.xx	xx.xx
GCC	xx.xx	xx.xx	xx.xx	xx.xx	xx.xx	xx.xx	xx.xx	xx.xx
NATO	xx.xx	xx.xx	xx.xx	xx.xx	xx.xx	xx.xx	xx.xx	xx.xx

Table 46. Global SoC & Memory Semiconductor Tester Market Size, by Combined Engineering and Production Testing, by Country, 2017-2040 (USD Million)

Country	2017	2024	2025	2026	2027	2032	2040	CAGR (%)
Australia	xx.xx	xx.xx	xx.xx	xx.xx	xx.xx	xx.xx	xx.xx	xx.xx
Brazil	xx.xx	xx.xx	xx.xx	xx.xx	xx.xx	xx.xx	xx.xx	xx.xx
Canada	xx.xx	xx.xx	xx.xx	xx.xx	xx.xx	xx.xx	xx.xx	xx.xx
China	xx.xx	xx.xx	xx.xx	xx.xx	xx.xx	xx.xx	xx.xx	xx.xx
France	xx.xx	xx.xx	xx.xx	xx.xx	xx.xx	xx.xx	xx.xx	xx.xx
Germany	xx.xx	xx.xx	xx.xx	xx.xx	xx.xx	xx.xx	xx.xx	xx.xx
India	xx.xx	xx.xx	xx.xx	xx.xx	xx.xx	xx.xx	xx.xx	xx.xx
Italy	xx.xx	xx.xx	xx.xx	xx.xx	xx.xx	xx.xx	xx.xx	xx.xx
Japan	xx.xx	xx.xx	xx.xx	xx.xx	xx.xx	xx.xx	xx.xx	xx.xx
Mexico	xx.xx	xx.xx	xx.xx	xx.xx	xx.xx	xx.xx	xx.xx	xx.xx
Russia	xx.xx	xx.xx	xx.xx	xx.xx	xx.xx	xx.xx	xx.xx	xx.xx
South Korea	xx.xx	xx.xx	xx.xx	xx.xx	xx.xx	xx.xx	xx.xx	xx.xx
Spain	xx.xx	xx.xx	xx.xx	xx.xx	xx.xx	xx.xx	xx.xx	xx.xx
United Kingdom	xx.xx	xx.xx	xx.xx	xx.xx	xx.xx	xx.xx	xx.xx	xx.xx
United States	xx.xx	xx.xx	xx.xx	xx.xx	xx.xx	xx.xx	xx.xx	xx.xx
Others	xx.xx	xx.xx	xx.xx	xx.xx	xx.xx	xx.xx	xx.xx	xx.xx
Total	**xx.xx**	**xx.xx**	**xx.xx**	**xx.xx**	**xx.xx**	**xx.xx**	**xx.xx**	**xx.xx**

Sources & Evidence

1. Tester Fleet - UTAC Group

   · Taxonomy evidence: Engineering and production coexist in the advertised service infrastructure, but the page does not establish a particular tester's joint procurement mandate. ([utacgroup.com](https://utacgroup.com/test-services/tester-fleet-services/))

2. Advantest - FY2024 Consolidated Financial Results Presentation, April 25, 2025

   · Evidence informing the 2023 market-value input; displayed series and growth include calculations: Quarterly product-revenue disclosures support calendar-2023 totals of JPY xx.xx for SoC testers and JPY xx.xx for memory testers, before modeled scope adjustments. ([advantest.com](https://www.advantest.com/document/en/investors/ir-library/result/JE_BIZ_250425_slide.pdf))

   · Evidence informing the 2024 market-value input; displayed series and growth include calculations: Quarterly product-revenue disclosures support calendar-2024 totals of JPY xx.xx for SoC testers and JPY xx.xx for memory testers; handling, services and system-level testing are disclosed separately. ([advantest.com](https://www.advantest.com/document/en/investors/ir-library/result/JE_BIZ_250425_slide.pdf))

3. Advantest - FY2025 Third Quarter Financial Results Presentation, January 28, 2026
   · Evidence informing the 2025 market-value input; displayed series and growth include calculations: The disclosed January-March 2025 quarter and April-December 2025 quarters produce calendar-2025 SoC tester revenue of JPY xx.xx and memory tester revenue of JPY xx.xx. These are supplier revenues, not a published global market total. ([advantest.com](https://www.advantest.com/document/en/investors/ir-library/result/JE_BIZ_260128_slide.pdf))
   · Evidence informing base-year allocation inputs; displayed values and growth are calculated: Quarterly ship-to records calibrate the Americas destination proxy; equipment scope and regional subdivision remain modeled.
   · Evidence informing base-year allocation inputs; displayed values and growth are calculated: Quarterly Europe destination revenue constrains the European equipment-demand weight.
   · Evidence informing base-year allocation inputs; displayed values and growth are calculated: Country ship-to revenue provides the main calibration for Asia-Pacific concentration.
   · Evidence informing base-year allocation inputs; displayed values and growth are calculated: China deliveries constrain the base country equipment-demand proxy.
   · Evidence informing base-year allocation inputs; displayed values and growth are calculated: Korea deliveries constrain the base country equipment-demand proxy.
   · Evidence informing base-year allocation inputs; displayed values and growth are calculated: Japan deliveries constrain the base country equipment-demand proxy.
4. Advantest - FY2026 First Quarter Financial Results Presentation, July 29, 2026
   · Evidence informing the 2026 market-value input; displayed series and growth include calculations: The presentation reports January-March 2026 SoC/memory revenues of JPY xx.xx/xx.xx and April-June revenues of JPY xx.xx/xx.xx. July guidance forecasts fiscal-2026 SoC/memory revenues of JPY xx.xx/xx.xx and supplies the fiscal-to-calendar bridge. Guidance is not realized revenue. ([advantest.com](https://www.advantest.com/document/en/investors/ir-library/result/JE_BIZ_260729_slide.pdf))
   · Evidence informing the 2040 market-value input; displayed series and growth include calculations: Current equipment revenue and company-specific capacity plans constrain the forecast starting point, not the assumed long-run growth rate or the 2040 result. ([advantest.com](https://www.advantest.com/document/en/investors/ir-library/result/JE_BIZ_260729_slide.pdf))

5. Teradyne, Inc. - Form 10-K for the Year Ended December 31, 2025
   · Evidence informing the 2023 market-value input; displayed series and growth include calculations: The revenue-disaggregation table reports 2023 point-in-time SoC revenue of USD xx.xx and memory revenue of USD xx.xx. Replacement parts require a further modeled deduction. ([investors.teradyne.com](https://investors.teradyne.com/sec-filings/all-sec-filings/content/xx.xx-xx.xx-xx.xx/xx.xx-xx.xx-xx.xx.pdf))
   · Evidence informing the 2024 market-value input; displayed series and growth include calculations: The filing reports 2024 point-in-time SoC revenue of USD xx.xx and memory revenue of USD xx.xx separately from over-time revenue and IST. ([investors.teradyne.com](https://investors.teradyne.com/sec-filings/all-sec-filings/content/xx.xx-xx.xx-xx.xx/xx.xx-xx.xx-xx.xx.pdf))
   · Evidence informing the 2025 market-value input; displayed series and growth include calculations: The filing reports 2025 point-in-time SoC revenue of USD xx.xx and memory revenue of USD xx.xx. Point-in-time recognition includes products and replacement parts and is therefore an equipment proxy rather than an exact complete-system subtotal. ([investors.teradyne.com](https://investors.teradyne.com/sec-filings/all-sec-filings/content/xx.xx-xx.xx-xx.xx/xx.xx-xx.xx-xx.xx.pdf))
   · Evidence informing base-year allocation inputs; displayed values and growth are calculated: Customer-site geography and broader revenue disclosures support the scoped national destination bridge.
   · Evidence informing base-year allocation inputs; displayed values and growth are calculated: Customer-site attribution distinguishes receiving locations from specifying customer headquarters.
   · Evidence informing base-year allocation inputs; displayed values and growth are calculated: Europe revenue requires a substantial modeled exclusion of adjacent businesses and services.
   · Evidence informing base-year allocation inputs; displayed values and growth are calculated: Disclosed Asian customer-site revenues constrain the joint regional proxy.
   · Evidence informing base-year allocation inputs; displayed values and growth are calculated: Distinguishes platform specifiers from purchasing customers, supporting the requirement for an accepted joint remit rather than inferring it from platform selection. ([investors.teradyne.com](https://investors.teradyne.com/sec-filings/all-sec-filings/content/xx.xx-xx.xx-xx.xx/xx.xx-xx.xx-xx.xx.pdf))
   · Evidence informing forecast-year allocation inputs; displayed values and growth are calculated: Distinguishes platform specifiers from purchasing customers, supporting the requirement for an accepted joint remit rather than inferring it from platform selection. ([investors.teradyne.com](https://investors.teradyne.com/sec-filings/all-sec-filings/content/xx.xx-xx.xx-xx.xx/xx.xx-xx.xx-xx.xx.pdf))
6. Teradyne, Inc. - Form 10-Q for the Quarterly Period Ended June 28, 2026
   · Evidence informing the 2026 market-value input; displayed series and growth include calculations: First-half 2026 point-in-time revenue was USD xx.xx for SoC and USD xx.xx for memory. Comparable first-half 2025 amounts were USD xx.xx and USD xx.xx independently establishing strong realized growth before the modeled second half. ([investors.teradyne.com](https://investors.teradyne.com/sec-filings/all-sec-filings/content/xx.xx-xx.xx-xx.xx/xx.xx-xx.xx-xx.xx.pdf))

7. Cohu, Inc. - Form 10-K for the Fiscal Year Ended December 27, 2025
   · Evidence informing the 2023 market-value input; displayed series and growth include calculations: Cohu reports 2023 systems-semiconductor test and inspection revenue of USD xx.xx. Only an assumed complete-tester and eligible-device portion enters this market. ([sec.gov](https://www.sec.gov/Archives/edgar/data/xx.xx/xx.xx/cohu20251227_10k.htm))
   · Evidence informing the 2024 market-value input; displayed series and growth include calculations: Cohu reports 2024 systems-semiconductor test and inspection revenue of USD xx.xx separately from non-systems revenue. ([sec.gov](https://www.sec.gov/Archives/edgar/data/xx.xx/xx.xx/cohu20251227_10k.htm))
   · Evidence informing the 2025 market-value input; displayed series and growth include calculations: Cohu reports 2025 systems-semiconductor test and inspection revenue of USD xx.xx. Automation, inspection, interfaces and recurring services prevent attribution of the whole company to SoC testers. ([sec.gov](https://www.sec.gov/Archives/edgar/data/xx.xx/xx.xx/cohu20251227_10k.htm))
   · Evidence informing base-year allocation inputs; displayed values and growth are calculated: Asian destination disclosures provide an independent supplier cross-check on regional concentration.
8. Hangzhou Changchuan Technology Co., Ltd. - 2025 Annual Report
   · Evidence informing the 2024 market-value input; displayed series and growth include calculations: The product table reports 2024 tester revenue of CNY xx.xx, distinct from handlers and other products. Its SoC-eligible portion remains modeled. ([static.cninfo.com.cn](https://static.cninfo.com.cn/finalpage/2026-xx.xx-xx.xx/xx.xx.PDF))
   · Evidence informing the 2025 market-value input; displayed series and growth include calculations: The product table reports 2025 tester revenue of CNY xx.xx. The filing's broader analog and digital portfolio requires a scope adjustment rather than inclusion of all tester revenue. ([static.cninfo.com.cn](https://static.cninfo.com.cn/finalpage/2026-xx.xx-xx.xx/xx.xx.PDF))
9. YC Corporation - Business Report for the Year Ended December 31, 2025
   · Evidence informing the 2023 market-value input; displayed series and growth include calculations: The sales table reports KRW xx.xx for the 2023 memory-wafer-tester, semiconductor-equipment, parts, modification and related category. Complete-equipment attribution requires a deduction. ([kind.krx.co.kr](https://kind.krx.co.kr/external/2026/xx.xx/xx.xx/xx.xx/xx.xx/xx.xx.htm))
   · Evidence informing the 2024 market-value input; displayed series and growth include calculations: The comparable 2024 category revenue is KRW xx.xx, not an independently isolated complete-tester total. ([kind.krx.co.kr](https://kind.krx.co.kr/external/2026/xx.xx/xx.xx/xx.xx/xx.xx/xx.xx.htm))
   · Evidence informing the 2025 market-value input; displayed series and growth include calculations: The comparable 2025 category revenue is KRW xx.xx. Parts, modifications and other equipment remain a material scope uncertainty. ([kind.krx.co.kr](https://kind.krx.co.kr/external/2026/xx.xx/xx.xx/xx.xx/xx.xx/xx.xx.htm))
10. Chroma ESG - About Chroma: 2025 Group Financial and Operating Profile
   · Evidence informing the 2025 market-value input; displayed series and growth include calculations: Chroma's own disclosure states 2025 group consolidated revenue of USD xx.xx. This broad corporate amount constrains, but does not directly measure, its eligible complete-SoC-tester revenue. ([csr.chromaate.com](https://csr.chromaate.com/en/esg-en/green-chroma-en/brand-en))
11. Chroma ESG - Green Revenue and Financial Performance, 2025
   · Evidence informing the 2024 market-value input; displayed series and growth include calculations: Chroma reports 2025 consolidated revenue growth of xx.xx%. The model uses this company growth rate to backcast its small 2024 scoped revenue budget at a constant conversion basis, not as an observed 2024 tester subtotal. ([csr.chromaate.com](https://csr.chromaate.com/en/esg-en/green-chroma-en/green-revenue-en))
   · Evidence informing the 2025 market-value input; displayed series and growth include calculations: The disclosure distinguishes broad measurement products and SLT demand, reinforcing the need to exclude unrelated corporate revenue from the SoC/memory tester estimate. ([csr.chromaate.com](https://csr.chromaate.com/en/esg-en/green-chroma-en/green-revenue-en))

12. Federal Reserve Board - Foreign Exchange Rates, G.5A, January 5, 2026

· Evidence informing the 2023 market-value input; displayed series and growth include calculations: The official annual-average exchange-rate release supplies the currency-conversion benchmark; the model uses JPY xx.xx per USD for its large calendar-2023 Japanese revenue anchor and an explicitly rounded KRW conversion for the smaller Korean budget. ([fred.stlouisfed.org](https://fred.stlouisfed.org/series/AEXJPUS/))

· Evidence informing the 2024 market-value input; displayed series and growth include calculations: The model uses JPY xx.xx per USD for calendar 2024; small CNY and KRW budgets use disclosed approximate conversion assumptions close to the official annual averages. ([fred.stlouisfed.org](https://fred.stlouisfed.org/series/AEXJPUS/))

· Evidence informing the 2025 market-value input; displayed series and growth include calculations: The model uses JPY xx.xx per USD for calendar 2025. CNY xx.xx and KRW xx.xx per USD are rounded modeling conventions, not the release's exact observations. ([fred.stlouisfed.org](https://fred.stlouisfed.org/series/AEXJPUS/))

13. SEMI - 2018 Global Semiconductor Equipment Sales Jump to Record USD 64.5 Billion

· Evidence informing the 2017 market-value input; displayed series and growth include calculations: The association's member-billings release reports xx.xx% growth in total test equipment sales in 2018. Its inverse supplies the 2017 historical proxy; it is not a direct observation of the narrower captured market. ([www1.semi.org](https://www1.semi.org/en/2018-global-semiconductor-equipment-sales-jump-record-xx.xx-billion))

· Evidence informing the 2018 market-value input; displayed series and growth include calculations: The release reports approximately USD xx.xx of total semiconductor-equipment sales in 2018, used only with the 2019 equipment total as a disclosed broad-cycle proxy. ([www1.semi.org](https://www1.semi.org/en/2018-global-semiconductor-equipment-sales-jump-record-xx.xx-billion))

14. SEMI - 2020 Global Semiconductor Equipment Sales Surge 19% to Industry Record USD 71.2 Billion

· Evidence informing the 2018 market-value input; displayed series and growth include calculations: The release reports 2019 total equipment billings of USD xx.xx. Relative to the published approximate 2018 total, this supplies a broad-equipment downturn proxy, not an observed SoC/memory tester growth rate. ([semi.org](https://www.semi.org/en/news-media-press/semi-press-releases/annual-global-semiconductor-equipment-sales))

· Evidence informing the 2019 market-value input; displayed series and growth include calculations: Reported 2020 total-test-equipment growth of xx.xx% supplies the inverse bridge into 2019. ([semi.org](https://www.semi.org/en/news-media-press/semi-press-releases/annual-global-semiconductor-equipment-sales))

· Evidence informing the 2020 market-value input; displayed series and growth include calculations: The association's member-submitted billings dataset reports xx.xx% total-test-equipment growth in 2020, used as a historical demand-cycle proxy. ([semi.org](https://www.semi.org/en/news-media-press/semi-press-releases/annual-global-semiconductor-equipment-sales))

15. SEMI - 2021 Global Semiconductor Equipment Sales Surge 44% to Industry Record USD 102.6 Billion

· Evidence informing the 2020 market-value input; displayed series and growth include calculations: Reported total-test-equipment sales growth of xx.xx% in 2021 supports the inverse bridge from the 2021 estimate to 2020. ([semi.org](https://www.semi.org/en/news-media-press-releases/semi-press-releases/2021-global-semiconductor-equipment-sales-surge-xx.xx%xx.xx-to-industry-record-%xx.xx-billion-semi-reports))

· Evidence informing the 2021 market-value input; displayed series and growth include calculations: The xx.xx% test-equipment increase is a member-billings observation for a broader equipment class, not the final market value returned here. ([semi.org](https://www.semi.org/en/news-media-press-releases/semi-press-releases/2021-global-semiconductor-equipment-sales-surge-xx.xx%xx.xx-to-industry-record-%xx.xx-billion-semi-reports))

16. SEMI - Global Semiconductor Equipment Billings Reach Industry Record USD 107.6 Billion in 2022

· Evidence informing the 2021 market-value input; displayed series and growth include calculations: The release reports a xx.xx% contraction in total-test-equipment billings in 2022, supporting the inverse historical bridge into 2021. ([semi.org](https://www.semi.org/en/news-media-press-releases/semi-press-releases/global-semiconductor-equipment-billings-reach-industry-record-%xx.xx-billion-in-2022-semi-reports))

17. SEMI - Global Semiconductor Equipment Billings Slip to USD 106.3 Billion in 2023

· Evidence informing the 2023 market-value input; displayed series and growth include calculations: The xx.xx% broader test-equipment decline supplies a historical-cycle constraint and one small-supplier backcast assumption, not the target-market level.
([semi.org](https://www.semi.org/en/news-media-press-releases/semi-press-releases/global-semiconductor-equipment-billings-slip-to-%xx.xx-billion-in-2023-semi-reports))

18. SEMI - Global Semiconductor Equipment Billings Surged to USD 117 Billion in 2024

· Evidence informing the 2024 market-value input; displayed series and growth include calculations: Realized total-test-equipment billings increased xx.xx% in 2024. This independently checks the direction and approximate magnitude of the modeled target-market recovery without substituting the broader category for this market.
([semi.org](https://www.semi.org/en/semi-press-release/global-semiconductor-equipment-billings-surged-to-xx.xx-billion-dollars-in-2024-semi-reports))

19. SEMI - Global Semiconductor Equipment Billings Reached USD 135 Billion in 2025

· Evidence informing the 2025 market-value input; displayed series and growth include calculations: The association reports realized total-test-equipment billings growth of xx.xx% in 2025. The modeled target-market increase of approximately xx.xx% is directionally consistent; differing product boundaries prevent an exact reconciliation.
([semi.org](https://www.semi.org/en/SEMI-Reports-Global-Semiconductor-Equipment-Billings-Reached-xx.xx-Billion-in-2025))

20. Advantest - Annual Securities Report and Business Report for the Year Ended March 31, 2026

· Evidence informing the 2025 market-value input; displayed series and growth include calculations: Note xx.xx identifies customer operating leases of semiconductor test systems and JPY xx.xx of future payments receivable at March xx.xx 2025. This establishes a small supplier-specific leasing activity, not annual global leasing revenue.
([advantest.com](https://www.advantest.com/document/en/investors/ir-library/report/IR_SecuritiesandBusinesReport_84th_en.pdf))

· Evidence informing the 2026 market-value input; displayed series and growth include calculations: Future customer lease payments receivable were JPY xx.xx at March xx.xx 2026; disclosed terms were one to three years and noncancelable. These figures qualify any assumption that OEM leasing is necessarily large or offers flexible exit.
([advantest.com](https://www.advantest.com/document/en/investors/ir-library/report/IR_SecuritiesandBusinesReport_84th_en.pdf))

21. Amkor Technology, Inc. - Form 10-K for the Year Ended December 31, 2025
    - Evidence informing the 2025 market-value input; displayed series and growth include calculations: Amkor reports 2025 capital expenditures of USD xx.xx versus USD xx.xx in 2024, covering packaging, testing and facilities. The amount is a buyer-spending constraint, not tester-only spending. ([sec.gov](https://www.sec.gov/Archives/edgar/data/xx.xx/xx.xx/amkr-xx.xx.htm))
    - Evidence informing the 2026 market-value input; displayed series and growth include calculations: The filing's USD xx.xx-xx.xx 2026 capital-expenditure expectation is primarily increased by Arizona construction. It cannot be treated as an equivalent tester award or annual tester-market increment. ([sec.gov](https://www.sec.gov/Archives/edgar/data/xx.xx/xx.xx/amkr-xx.xx.htm))
    - Evidence informing the 2028 market-value input; displayed series and growth include calculations: Standardized tester investment, customer-consigned equipment and equipment-redeployment risks qualify the conversion from announced capacity projects to incremental tester purchases. No project investment is added directly to the 2028 forecast. ([sec.gov](https://www.sec.gov/Archives/edgar/data/xx.xx/xx.xx/amkr-xx.xx.htm))
    - Evidence informing the 2029 market-value input; displayed series and growth include calculations: The buyer's broad spending and commitment disclosures support retaining procurement-conversion and reuse uncertainty rather than equating project completion with tester sales. ([sec.gov](https://www.sec.gov/Archives/edgar/data/xx.xx/xx.xx/amkr-xx.xx.htm))
    - Evidence informing base-year allocation inputs; displayed values and growth are calculated: Location-specific property and equipment supports geographically distinct buyer pools, not direct annual tester spending.
    - Evidence informing forecast-year allocation inputs; displayed values and growth are calculated: Location-specific property and equipment supports geographically distinct buyer pools, not direct annual tester spending.
    - Evidence informing base-year allocation inputs; displayed values and growth are calculated: Korea operating assets corroborate local packaging and test activity without equating assets to annual equipment purchases.
    - Evidence informing base-year allocation inputs; displayed values and growth are calculated: Standardized platforms and customer-consigned testers qualify ownership and reuse attribution; these conditions do not establish accepted joint-purpose deployment. ([sec.gov](https://www.sec.gov/Archives/edgar/data/xx.xx/xx.xx/amkr-xx.xx.htm))
    - Evidence informing forecast-year allocation inputs; displayed values and growth are calculated: Standardized platforms and customer-consigned testers qualify ownership and reuse attribution; these conditions do not establish accepted joint-purpose deployment. ([sec.gov](https://www.sec.gov/Archives/edgar/data/xx.xx/xx.xx/amkr-xx.xx.htm))
22. Intel Corporation - Form 10-K for the Year Ended December 27, 2025
    - Evidence informing forecast-year allocation inputs; displayed values and growth are calculated: Discontinued Germany expansion constrains the forecast; no canceled-project tester increment is included.
    - Evidence informing forecast-year allocation inputs; displayed values and growth are calculated: Costa Rican consolidation is counterevidence to uniform Latin American equipment expansion.
23. Micron Technology, Inc. - Form 10-K for the Fiscal Year Ended August 28, 2025
    - Evidence informing base-year allocation inputs; displayed values and growth are calculated: India's disclosed component assembly/test location supports the base procurement pipeline, not a reported spending amount.
24. Micron - Celebrates Opening of India's First Semiconductor Assembly and Test Facility, February 28, 2026
    - Evidence informing forecast-year allocation inputs; displayed values and growth are calculated: Commercial commencement and aggregate shipment expectations support a post-2025 expansion premise; they do not measure tester expenditure.
25. Amkor - Announces Phase 2 of Arizona Advanced Packaging and Test Campus, September 8, 2026
    - Evidence informing forecast-year allocation inputs; displayed values and growth are calculated: Phase-two construction and completion expectations support delayed procurement conversion, not a 2025 equipment award.
26. NIST - Appendix: The CHIPS Program Office Vision for Success, Two Years Later, January 2025
    - Evidence informing forecast-year allocation inputs; displayed values and growth are calculated: Device-manufacturing and packaging project locations constrain the national expansion opportunity; award ceilings are not tester spending.

27. Chips Joint Undertaking - EU Strengthens Semiconductor Sovereignty with Pilot Lines and Competence Centres, April 2025
    - Evidence informing base-year allocation inputs; displayed values and growth are calculated: Selection of xx.xx competence centres across xx.xx countries supports broad research access, not equal local tester purchases.
    - Evidence informing forecast-year allocation inputs; displayed values and growth are calculated: Selection of xx.xx competence centres across xx.xx countries supports broad research access, not equal local tester purchases.
28. HT Micron - Quality Management and Brazilian Operating Scope
    - Evidence informing base-year allocation inputs; displayed values and growth are calculated: Company disclosure establishes Brazilian semiconductor encapsulation and testing activity, but not tester-only expenditure.
    - Evidence informing forecast-year allocation inputs; displayed values and growth are calculated: Company disclosure establishes Brazilian semiconductor encapsulation and testing activity, but not tester-only expenditure.
29. NXP Semiconductors - 2025 Annual Report and Financial Statements
    - Evidence informing base-year allocation inputs; displayed values and growth are calculated: Disclosed China back-end activity supports a local equipment-purchaser pool.
    - Evidence informing forecast-year allocation inputs; displayed values and growth are calculated: Disclosed China back-end activity supports a local equipment-purchaser pool.
30. Brazil MDIC - Complexo Eletroeletrônico e de Semicondutores
    - Evidence informing forecast-year allocation inputs; displayed values and growth are calculated: Brasil Semicon is national policy context; its overview does not establish a particular eligible tester purchase or fiscal benefit.
31. Teradyne - Magnum 2 Memory Test Solution
    - Evidence informing base-year allocation inputs; displayed values and growth are calculated: Engineering programs can transfer to production versions; this supports conditional continuity but does not measure joint-purpose purchases or the forecast adoption multiplier. ([teradyne.com](https://www.teradyne.com/products/magnum-xx.xx/))
    - Evidence informing forecast-year allocation inputs; displayed values and growth are calculated: Engineering programs can transfer to production versions; this supports conditional continuity but does not measure joint-purpose purchases or the forecast adoption multiplier. ([teradyne.com](https://www.teradyne.com/products/magnum-xx.xx/))
32. Test Services - UTAC Group
    - Evidence informing base-year allocation inputs; displayed values and growth are calculated: Advertises engineering services and production testing within the same business, supporting commercial coexistence but not the assumed accepted joint-purpose percentage or future adoption. ([utacgroup.com](https://utacgroup.com/test-services/))
    - Evidence informing forecast-year allocation inputs; displayed values and growth are calculated: Advertises engineering services and production testing within the same business, supporting commercial coexistence but not the assumed accepted joint-purpose percentage or future adoption. ([utacgroup.com](https://utacgroup.com/test-services/))
33. A New Approach for IC Test - Leveraging the Strength of the PXI Platform - NI
    - Evidence informing base-year allocation inputs; displayed values and growth are calculated: Shared hardware and software support a continuity scenario, but the record provides neither accepted joint-deployment revenue nor future penetration; both remain explicit assumptions. ([ni.com](https://www.ni.com/en/shop/electronic-test-instrumentation/what-is-the-semiconductor-test-system/a-new-approach-for-ic-test---leveraging-the-strength-of-the-pxi-.html))
    - Evidence informing forecast-year allocation inputs; displayed values and growth are calculated: Shared hardware and software support a continuity scenario, but the record provides neither accepted joint-deployment revenue nor future penetration; both remain explicit assumptions. ([ni.com](https://www.ni.com/en/shop/electronic-test-instrumentation/what-is-the-semiconductor-test-system/a-new-approach-for-ic-test---leveraging-the-strength-of-the-pxi-.html))

10. SoC & Memory Semiconductor Tester Market, by Semiconductor End Market

[redacted] A Communications program should establish the relevant RF-SoC configuration rather than treat general digital coverage as sufficient. Suppliers gain a credible opportunity when the named device program accepts the offering, not merely because the associated end market is commercially important.

Consumer Electronics does not necessarily require an exclusive equipment platform. [redacted] Shared portfolio coverage can support flexibility, but it does not prove that an existing configuration can move between customer programs without additional acceptance.

Automotive and Industrial Electronics make qualification and lifecycle alignment particularly relevant, although their requirements should not be treated as identical. NXP distinguishes industrial and automotive application profiles and identifies automotive-specific AEC requirements in its product qualification approach. [redacted]

Aerospace and Defense can introduce a different access condition where procurement invokes qualified microcircuit requirements. [redacted] Commercial SoC capability alone does not settle those program-specific purchasing conditions.

Figure 14. Global SoC & Memory Semiconductor Tester Market Size, by Semiconductor End Market, 2025 (%)

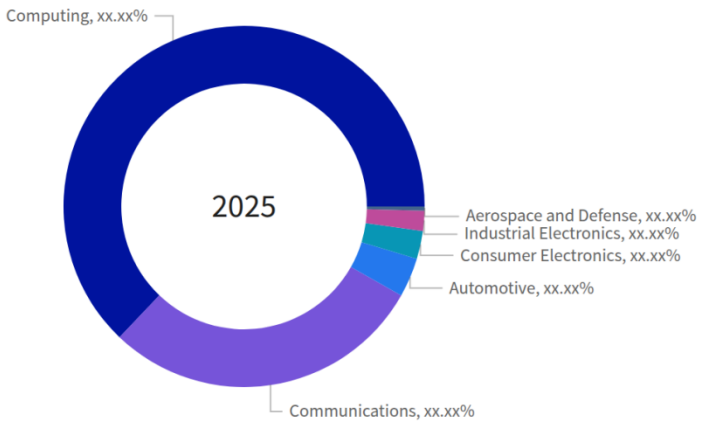

Figure 15. Global SoC & Memory Semiconductor Tester Market, by Semiconductor End Market, 2032 (USD Million)

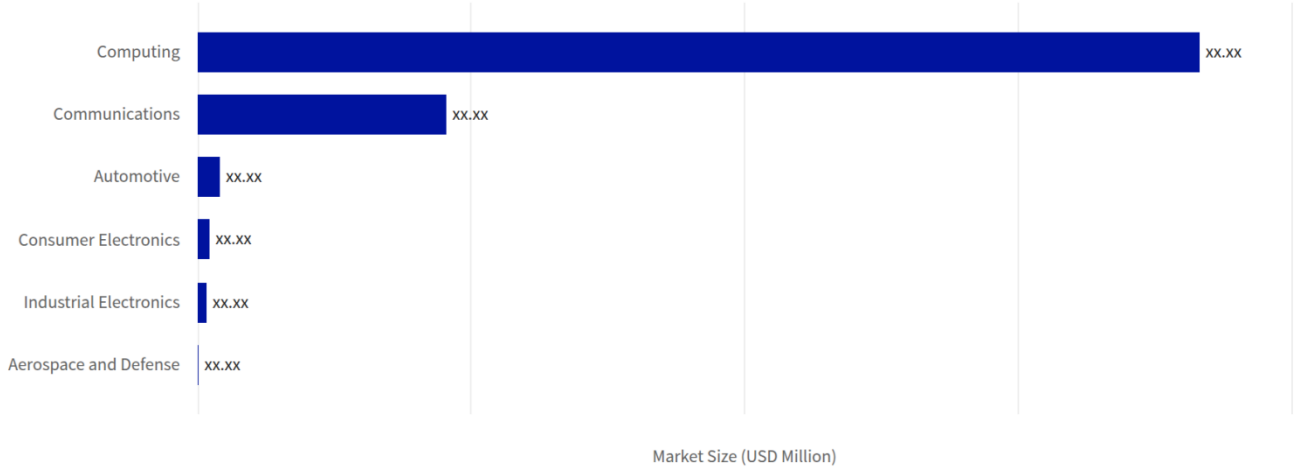

Table 47. Global SoC & Memory Semiconductor Tester Market, by Semiconductor End Market growth contribution, 2025-2032

Category	2025 value (USD Million)	2032 value (USD Million)	Added value (USD Million)	2025 share (%)	2032 share (%)	Change (pp)	Growth share (%)	CAGR (%)
Aerospace and Defense	xx.xx	xx.xx	xx.xx	xx.xx	xx.xx	xx.xx	xx.xx	xx.xx
Automotive	xx.xx	xx.xx	xx.xx	xx.xx	xx.xx	xx.xx	xx.xx	xx.xx
Communications	xx.xx	xx.xx	xx.xx	xx.xx	xx.xx	xx.xx	xx.xx	xx.xx
Computing	xx.xx	xx.xx	xx.xx	xx.xx	xx.xx	xx.xx	xx.xx	xx.xx
Consumer Electronics	xx.xx	xx.xx	xx.xx	xx.xx	xx.xx	xx.xx	xx.xx	xx.xx
Industrial Electronics	xx.xx	xx.xx	xx.xx	xx.xx	xx.xx	xx.xx	xx.xx	xx.xx
Scope total	**xx.xx**	**xx.xx**	**xx.xx**	**xx.xx**	**xx.xx**	**xx.xx**	**xx.xx**	**xx.xx**

Table 48. Global SoC & Memory Semiconductor Tester Market Size, by Semiconductor End Market, 2017-2040 (USD Million)

Semiconductor End Market	2017	2024	2025	2026	2027	2032	2040	CAGR (%)
Aerospace and Defense	xx.xx	xx.xx	xx.xx	xx.xx	xx.xx	xx.xx	xx.xx	xx.xx
Automotive	xx.xx	xx.xx	xx.xx	xx.xx	xx.xx	xx.xx	xx.xx	xx.xx
Communications	xx.xx	xx.xx	xx.xx	xx.xx	xx.xx	xx.xx	xx.xx	xx.xx
Computing	xx.xx	xx.xx	xx.xx	xx.xx	xx.xx	xx.xx	xx.xx	xx.xx
Consumer Electronics	xx.xx	xx.xx	xx.xx	xx.xx	xx.xx	xx.xx	xx.xx	xx.xx
Industrial Electronics	xx.xx	xx.xx	xx.xx	xx.xx	xx.xx	xx.xx	xx.xx	xx.xx
Total	**xx.xx**	**xx.xx**	**xx.xx**	**xx.xx**	**xx.xx**	**xx.xx**	**xx.xx**	**xx.xx**

Sources & Evidence

1. V93000 | SoC Test Systems | ADVANTEST CORPORATION
   · V93000 descriptions identify HPC/AI, mobile processor, and RF-SoC applications, supporting configuration-specific end-market comparisons. ([advantest.com](https://www.advantest.com/en/products/semiconductor-test-system/soc/v93000/))
2. T5503HS2 | Memory Test Systems | ADVANTEST CORPORATION
   · The application discussion includes mobile devices, data centers, gaming systems, and other DRAM uses; these descriptions do not establish separate equipment commitments. ([advantest.com](https://www.advantest.com/en/products/semiconductor-test-system/memory/t5503hs2/))
3. Product Qualification | NXP Semiconductors
   · NXP identifies distinct industrial and automotive application profiles and automotive-specific AEC requirements in its product qualification approach. These concern semiconductor products, not approval of a tester brand. ([nxp.com](https://www.nxp.com/products/nxp-product-information/quality/product-qualification%3AQUALITY__QUALIF))

4. Product Longevity | NXP Semiconductors

· NXP's longevity program lists automotive and industrial processor variants and permits specified migration and facility transfers with requalification. It does not supply a corresponding tester-support commitment. ([nxp.com](https://www.nxp.com/products/nxp-product-information/nxp-product-programs/product-longevity%3APRDCT_LONGEVITY_HM))

· Evidence informing forecast-year allocation inputs; displayed values and growth are calculated: Participating products have minimum xx.xx- or xx.xx-year longevity periods; these do not establish tester replacement or support periods. ([nxp.com](https://www.nxp.com/products/nxp-product-information/nxp-product-programs/product-longevity%3APRDCT_LONGEVITY_HM))

· Evidence informing forecast-year allocation inputs; displayed values and growth are calculated: The disclosed longevity condition supports retaining lifecycle uncertainty rather than inferring automatic recurring equipment purchases. ([nxp.com](https://www.nxp.com/products/nxp-product-information/nxp-product-programs/product-longevity%3APRDCT_LONGEVITY_HM))

5. ASSIST-QuickSearch Document Details - MIL-PRF-38535

· DLA's active MIL-PRF-xx.xx record describes covered microcircuit acquisition and manufacturer qualification, including QML listing. Its stated scope does not establish authorization of a tester brand. ([quicksearch.dla.mil](https://quicksearch.dla.mil/qsDocDetails.aspx?ident_number=xx.xx))

· Evidence informing base-year allocation inputs; displayed values and growth are calculated: The official record concerns covered microcircuits and manufacturer qualification, not tester-brand approval or equipment awards; no qualification-derived revenue premium is assumed. ([quicksearch.dla.mil](https://quicksearch.dla.mil/qsDocDetails.aspx?ident_number=xx.xx))

· Evidence informing forecast-year allocation inputs; displayed values and growth are calculated: The official record concerns covered microcircuits and manufacturer qualification, not tester-brand approval or equipment awards; no qualification-derived revenue premium is assumed. ([quicksearch.dla.mil](https://quicksearch.dla.mil/qsDocDetails.aspx?ident_number=xx.xx))

6. What are the End Uses of Semiconductors? - Semiconductor Industry Association

· Taxonomy evidence: The current explanatory page identifies six semiconductor-demand survey sectors. These are semiconductor shipment categories, not observed tester-equipment revenue segments. ([semiconductors.org](https://www.semiconductors.org/semiconductors-xx.xx/what-are-the-end-uses-of-semiconductors/))

· Taxonomy evidence: SIA describes an annual end-use survey with six semiconductor-demand categories, independently distinguishing final application from buyer identity. ([semiconductors.org](https://www.semiconductors.org/semiconductors-xx.xx/what-are-the-end-uses-of-semiconductors/))

7. Semiconductor Market Insights - Subscription to WSTS Data
   · Taxonomy evidence: The detailed end-use illustration on page xx.xx supplies product-function definitions; applying them to tester demand remains an analytical adaptation, not a conversion of semiconductor shipment shares.
   ([semiconductors.org](https://www.semiconductors.org/wp-content/uploads/2025/xx.xx/WSTS-Presentation-Subscription-Oct2024.pdf))
   · Taxonomy evidence: The detailed end-use illustration presents six final-equipment sectors; these classify semiconductor demand, not tester-equipment sales.
   ([semiconductors.org](https://www.semiconductors.org/wp-content/uploads/2025/xx.xx/WSTS-Presentation-Subscription-Oct2024.pdf))
   · Evidence informing base-year allocation inputs; displayed values and growth are calculated: The detailed Consumer definition includes entertainment products, household white goods and personal wearables, supporting consistent end-use attribution.
   ([semiconductors.org](https://www.semiconductors.org/wp-content/uploads/2025/xx.xx/WSTS-Presentation-Subscription-Oct2024.pdf))
   · Evidence informing forecast-year allocation inputs; displayed values and growth are calculated: The detailed Consumer definition includes entertainment products, household white goods and personal wearables, supporting consistent end-use attribution.
   ([semiconductors.org](https://www.semiconductors.org/wp-content/uploads/2025/xx.xx/WSTS-Presentation-Subscription-Oct2024.pdf))
   · Evidence informing base-year allocation inputs; displayed values and growth are calculated: Industrial includes professional test, control and measuring equipment, distinguishing it from household consumer equipment.
   ([semiconductors.org](https://www.semiconductors.org/wp-content/uploads/2025/xx.xx/WSTS-Presentation-Subscription-Oct2024.pdf))
   · Evidence informing forecast-year allocation inputs; displayed values and growth are calculated: Industrial includes professional test, control and measuring equipment, distinguishing it from household consumer equipment.
   ([semiconductors.org](https://www.semiconductors.org/wp-content/uploads/2025/xx.xx/WSTS-Presentation-Subscription-Oct2024.pdf))
   · Evidence informing base-year allocation inputs; displayed values and growth are calculated: Government is defined as military and aerospace in the detailed end-use illustration, supporting the retained category mapping.
   ([semiconductors.org](https://www.semiconductors.org/wp-content/uploads/2025/xx.xx/WSTS-Presentation-Subscription-Oct2024.pdf))
   · Evidence informing forecast-year allocation inputs; displayed values and growth are calculated: Government is defined as military and aerospace in the detailed end-use illustration, supporting the retained category mapping.
   ([semiconductors.org](https://www.semiconductors.org/wp-content/uploads/2025/xx.xx/WSTS-Presentation-Subscription-Oct2024.pdf))
8. Advantest - FY2024 Consolidated Financial Results Presentation, April 25, 2025
   · Evidence informing the 2023 market-value input; displayed series and growth include calculations: Quarterly product-revenue disclosures support calendar-2023 totals of JPY xx.xx for SoC testers and JPY xx.xx for memory testers, before modeled scope adjustments.
   ([advantest.com](https://www.advantest.com/document/en/investors/ir-library/result/JE_BIZ_250425_slide.pdf))
   · Evidence informing the 2024 market-value input; displayed series and growth include calculations: Quarterly product-revenue disclosures support calendar-2024 totals of JPY xx.xx for SoC testers and JPY xx.xx for memory testers; handling, services and system-level testing are disclosed separately.
   ([advantest.com](https://www.advantest.com/document/en/investors/ir-library/result/JE_BIZ_250425_slide.pdf))

9. Advantest - FY2025 Third Quarter Financial Results Presentation, January 28, 2026
   - Evidence informing the 2025 market-value input; displayed series and growth include calculations: The disclosed January-March 2025 quarter and April-December 2025 quarters produce calendar-2025 SoC tester revenue of JPY xx.xx and memory tester revenue of JPY xx.xx. These are supplier revenues, not a published global market total. ([advantest.com](https://www.advantest.com/document/en/investors/ir-library/result/JE_BIZ_260128_slide.pdf))
   - Evidence informing base-year allocation inputs; displayed values and growth are calculated: Reported quarters support the calendar-2025 SoC revenue bridge used to estimate Computing's equipment weight. ([advantest.com](https://www.advantest.com/document/en/investors/ir-library/result/JE_BIZ_260128_slide.pdf))
   - Evidence informing base-year allocation inputs; displayed values and growth are calculated: The same quarterly equipment revenues constrain the combined Computing/Communications budget before modeled separation. ([advantest.com](https://www.advantest.com/document/en/investors/ir-library/result/JE_BIZ_260128_slide.pdf))
10. Advantest - FY2026 First Quarter Financial Results Presentation, July 29, 2026
   - Evidence informing the 2026 market-value input; displayed series and growth include calculations: The presentation reports January-March 2026 SoC/memory revenues of JPY xx.xx/xx.xx and April-June revenues of JPY xx.xx/xx.xx. July guidance forecasts fiscal-2026 SoC/memory revenues of JPY xx.xx/xx.xx and supplies the fiscal-to-calendar bridge. Guidance is not realized revenue. ([advantest.com](https://www.advantest.com/document/en/investors/ir-library/result/JE_BIZ_260729_slide.pdf))
   - Evidence informing the 2040 market-value input; displayed series and growth include calculations: Current equipment revenue and company-specific capacity plans constrain the forecast starting point, not the assumed long-run growth rate or the 2040 result. ([advantest.com](https://www.advantest.com/document/en/investors/ir-library/result/JE_BIZ_260729_slide.pdf))
   - Evidence informing base-year allocation inputs; displayed values and growth are calculated: Own SoC sales mix is approximately xx.xx% Computing/Communications in FY24 and xx.xx% in FY25; 2026 demand commentary constrains forecast direction, not the final share. ([advantest.com](https://www.advantest.com/document/en/investors/ir-library/result/JE_BIZ_260729_slide.pdf))
   - Evidence informing forecast-year allocation inputs; displayed values and growth are calculated: Own SoC sales mix is approximately xx.xx% Computing/Communications in FY24 and xx.xx% in FY25; 2026 demand commentary constrains forecast direction, not the final share. ([advantest.com](https://www.advantest.com/document/en/investors/ir-library/result/JE_BIZ_260729_slide.pdf))
   - Evidence informing base-year allocation inputs; displayed values and growth are calculated: Reported combined application proportions constrain the common budget; the separate Communications allocation and future mix remain modeled. ([advantest.com](https://www.advantest.com/document/en/investors/ir-library/result/JE_BIZ_260729_slide.pdf))
   - Evidence informing forecast-year allocation inputs; displayed values and growth are calculated: Reported combined application proportions constrain the common budget; the separate Communications allocation and future mix remain modeled. ([advantest.com](https://www.advantest.com/document/en/investors/ir-library/result/JE_BIZ_260729_slide.pdf))

11. Teradyne, Inc. - Form 10-K for the Year Ended December 31, 2025
    - Evidence informing the 2023 market-value input; displayed series and growth include calculations: The revenue-disaggregation table reports 2023 point-in-time SoC revenue of USD xx.xx and memory revenue of USD xx.xx. Replacement parts require a further modeled deduction. ([investors.teradyne.com](https://investors.teradyne.com/sec-filings/all-sec-filings/content/xx.xx-xx.xx-xx.xx/xx.xx-xx.xx-xx.xx.pdf))
    - Evidence informing the 2024 market-value input; displayed series and growth include calculations: The filing reports 2024 point-in-time SoC revenue of USD xx.xx and memory revenue of USD xx.xx separately from over-time revenue and IST. ([investors.teradyne.com](https://investors.teradyne.com/sec-filings/all-sec-filings/content/xx.xx-xx.xx-xx.xx/xx.xx-xx.xx-xx.xx.pdf))
    - Evidence informing the 2025 market-value input; displayed series and growth include calculations: The filing reports 2025 point-in-time SoC revenue of USD xx.xx and memory revenue of USD xx.xx. Point-in-time recognition includes products and replacement parts and is therefore an equipment proxy rather than an exact complete-system subtotal. ([investors.teradyne.com](https://investors.teradyne.com/sec-filings/all-sec-filings/content/xx.xx-xx.xx-xx.xx/xx.xx-xx.xx-xx.xx.pdf))
12. Teradyne, Inc. - Form 10-Q for the Quarterly Period Ended June 28, 2026
    - Evidence informing the 2026 market-value input; displayed series and growth include calculations: First-half 2026 point-in-time revenue was USD xx.xx for SoC and USD xx.xx for memory. Comparable first-half 2025 amounts were USD xx.xx and USD xx.xx independently establishing strong realized growth before the modeled second half. ([investors.teradyne.com](https://investors.teradyne.com/sec-filings/all-sec-filings/content/xx.xx-xx.xx-xx.xx/xx.xx-xx.xx-xx.xx.pdf))
13. Cohu, Inc. - Form 10-K for the Fiscal Year Ended December 27, 2025
    - Evidence informing the 2023 market-value input; displayed series and growth include calculations: Cohu reports 2023 systems-semiconductor test and inspection revenue of USD xx.xx. Only an assumed complete-tester and eligible-device portion enters this market. ([sec.gov](https://www.sec.gov/Archives/edgar/data/xx.xx/xx.xx/cohu20251227_10k.htm))
    - Evidence informing the 2024 market-value input; displayed series and growth include calculations: Cohu reports 2024 systems-semiconductor test and inspection revenue of USD xx.xx separately from non-systems revenue. ([sec.gov](https://www.sec.gov/Archives/edgar/data/xx.xx/xx.xx/cohu20251227_10k.htm))
    - Evidence informing the 2025 market-value input; displayed series and growth include calculations: Cohu reports 2025 systems-semiconductor test and inspection revenue of USD xx.xx. Automation, inspection, interfaces and recurring services prevent attribution of the whole company to SoC testers. ([sec.gov](https://www.sec.gov/Archives/edgar/data/xx.xx/xx.xx/cohu20251227_10k.htm))
14. Hangzhou Changchuan Technology Co., Ltd. - 2025 Annual Report
    - Evidence informing the 2024 market-value input; displayed series and growth include calculations: The product table reports 2024 tester revenue of CNY xx.xx, distinct from handlers and other products. Its SoC-eligible portion remains modeled. ([static.cninfo.com.cn](https://static.cninfo.com.cn/finalpage/2026-xx.xx-xx.xx/xx.xx.PDF))
    - Evidence informing the 2025 market-value input; displayed series and growth include calculations: The product table reports 2025 tester revenue of CNY xx.xx. The filing's broader analog and digital portfolio requires a scope adjustment rather than inclusion of all tester revenue. ([static.cninfo.com.cn](https://static.cninfo.com.cn/finalpage/2026-xx.xx-xx.xx/xx.xx.PDF))

15. YC Corporation - Business Report for the Year Ended December 31, 2025
    - Evidence informing the 2023 market-value input; displayed series and growth include calculations: The sales table reports KRW xx.xx for the 2023 memory-wafer-tester, semiconductor-equipment, parts, modification and related category. Complete-equipment attribution requires a deduction. ([kind.krx.co.kr](https://kind.krx.co.kr/external/2026/xx.xx/xx.xx/xx.xx/xx.xx/xx.xx.htm))
    - Evidence informing the 2024 market-value input; displayed series and growth include calculations: The comparable 2024 category revenue is KRW xx.xx, not an independently isolated complete-tester total. ([kind.krx.co.kr](https://kind.krx.co.kr/external/2026/xx.xx/xx.xx/xx.xx/xx.xx/xx.xx.htm))
    - Evidence informing the 2025 market-value input; displayed series and growth include calculations: The comparable 2025 category revenue is KRW xx.xx. Parts, modifications and other equipment remain a material scope uncertainty. ([kind.krx.co.kr](https://kind.krx.co.kr/external/2026/xx.xx/xx.xx/xx.xx/xx.xx/xx.xx.htm))
16. Chroma ESG - About Chroma: 2025 Group Financial and Operating Profile
    - Evidence informing the 2025 market-value input; displayed series and growth include calculations: Chroma's own disclosure states 2025 group consolidated revenue of USD xx.xx. This broad corporate amount constrains, but does not directly measure, its eligible complete-SoC-tester revenue. ([csr.chromaate.com](https://csr.chromaate.com/en/esg-en/green-chroma-en/brand-en))
17. Chroma ESG - Green Revenue and Financial Performance, 2025
    - Evidence informing the 2024 market-value input; displayed series and growth include calculations: Chroma reports 2025 consolidated revenue growth of xx.xx%. The model uses this company growth rate to backcast its small 2024 scoped revenue budget at a constant conversion basis, not as an observed 2024 tester subtotal. ([csr.chromaate.com](https://csr.chromaate.com/en/esg-en/green-chroma-en/green-revenue-en))
    - Evidence informing the 2025 market-value input; displayed series and growth include calculations: The disclosure distinguishes broad measurement products and SLT demand, reinforcing the need to exclude unrelated corporate revenue from the SoC/memory tester estimate. ([csr.chromaate.com](https://csr.chromaate.com/en/esg-en/green-chroma-en/green-revenue-en))
18. Federal Reserve Board - Foreign Exchange Rates, G.5A, January 5, 2026
    - Evidence informing the 2023 market-value input; displayed series and growth include calculations: The official annual-average exchange-rate release supplies the currency-conversion benchmark; the model uses JPY xx.xx per USD for its large calendar-2023 Japanese revenue anchor and an explicitly rounded KRW conversion for the smaller Korean budget. ([fred.stlouisfed.org](https://fred.stlouisfed.org/series/AEXJPUS/))
    - Evidence informing the 2024 market-value input; displayed series and growth include calculations: The model uses JPY xx.xx per USD for calendar 2024; small CNY and KRW budgets use disclosed approximate conversion assumptions close to the official annual averages. ([fred.stlouisfed.org](https://fred.stlouisfed.org/series/AEXJPUS/))
    - Evidence informing the 2025 market-value input; displayed series and growth include calculations: The model uses JPY xx.xx per USD for calendar 2025. CNY xx.xx and KRW xx.xx per USD are rounded modeling conventions, not the release's exact observations. ([fred.stlouisfed.org](https://fred.stlouisfed.org/series/AEXJPUS/))
19. SEMI - 2018 Global Semiconductor Equipment Sales Jump to Record USD 64.5 Billion
    - Evidence informing the 2017 market-value input; displayed series and growth include calculations: The association's member-billings release reports xx.xx% growth in total test equipment sales in 2018. Its inverse supplies the 2017 historical proxy; it is not a direct observation of the narrower captured market. ([www1.semi.org](https://www1.semi.org/en/2018-global-semiconductor-equipment-sales-jump-record-xx.xx-billion))
    - Evidence informing the 2018 market-value input; displayed series and growth include calculations: The release reports approximately USD xx.xx of total semiconductor-equipment sales in 2018, used only with the 2019 equipment total as a disclosed broad-cycle proxy. ([www1.semi.org](https://www1.semi.org/en/2018-global-semiconductor-equipment-sales-jump-record-xx.xx-billion))

20. SEMI - 2020 Global Semiconductor Equipment Sales Surge 19% to Industry Record USD 71.2 Billion
    - Evidence informing the 2018 market-value input; displayed series and growth include calculations: The release reports 2019 total equipment billings of USD xx.xx. Relative to the published approximate 2018 total, this supplies a broad-equipment downturn proxy, not an observed SoC/memory tester growth rate. ([semi.org](https://www.semi.org/en/news-media-press/semi-press-releases/annual-global-semiconductor-equipment-sales))
    - Evidence informing the 2019 market-value input; displayed series and growth include calculations: Reported 2020 total-test-equipment growth of xx.xx% supplies the inverse bridge into 2019. ([semi.org](https://www.semi.org/en/news-media-press/semi-press-releases/annual-global-semiconductor-equipment-sales))
    - Evidence informing the 2020 market-value input; displayed series and growth include calculations: The association's member-submitted billings dataset reports xx.xx% total-test-equipment growth in 2020, used as a historical demand-cycle proxy. ([semi.org](https://www.semi.org/en/news-media-press/semi-press-releases/annual-global-semiconductor-equipment-sales))
21. SEMI - 2021 Global Semiconductor Equipment Sales Surge 44% to Industry Record USD 102.6 Billion
    - Evidence informing the 2020 market-value input; displayed series and growth include calculations: Reported total-test-equipment sales growth of xx.xx% in 2021 supports the inverse bridge from the 2021 estimate to 2020. ([semi.org](https://www.semi.org/en/news-media-press-releases/semi-press-releases/2021-global-semiconductor-equipment-sales-surge-xx.xx%xx.xx-to-industry-record-%xx.xx-billion-semi-reports))
    - Evidence informing the 2021 market-value input; displayed series and growth include calculations: The xx.xx% test-equipment increase is a member-billings observation for a broader equipment class, not the final market value returned here. ([semi.org](https://www.semi.org/en/news-media-press-releases/semi-press-releases/2021-global-semiconductor-equipment-sales-surge-xx.xx%xx.xx-to-industry-record-%xx.xx-billion-semi-reports))
22. SEMI - Global Semiconductor Equipment Billings Reach Industry Record USD 107.6 Billion in 2022
    - Evidence informing the 2021 market-value input; displayed series and growth include calculations: The release reports a xx.xx% contraction in total-test-equipment billings in 2022, supporting the inverse historical bridge into 2021. ([semi.org](https://www.semi.org/en/news-media-press-releases/semi-press-releases/global-semiconductor-equipment-billings-reach-industry-record-%xx.xx-billion-in-2022-semi-reports))
23. SEMI - Global Semiconductor Equipment Billings Slip to USD 106.3 Billion in 2023
    - Evidence informing the 2023 market-value input; displayed series and growth include calculations: The xx.xx% broader test-equipment decline supplies a historical-cycle constraint and one small-supplier backcast assumption, not the target-market level. ([semi.org](https://www.semi.org/en/news-media-press-releases/semi-press-releases/global-semiconductor-equipment-billings-slip-to-%xx.xx-billion-in-2023-semi-reports))
24. SEMI - Global Semiconductor Equipment Billings Surged to USD 117 Billion in 2024
    - Evidence informing the 2024 market-value input; displayed series and growth include calculations: Realized total-test-equipment billings increased xx.xx% in 2024. This independently checks the direction and approximate magnitude of the modeled target-market recovery without substituting the broader category for this market. ([semi.org](https://www.semi.org/en/semi-press-release/global-semiconductor-equipment-billings-surged-to-xx.xx-billion-dollars-in-2024-semi-reports))
25. SEMI - Global Semiconductor Equipment Billings Reached USD 135 Billion in 2025
    - Evidence informing the 2025 market-value input; displayed series and growth include calculations: The association reports realized total-test-equipment billings growth of xx.xx% in 2025. The modeled target-market increase of approximately xx.xx% is directionally consistent; differing product boundaries prevent an exact reconciliation. ([semi.org](https://www.semi.org/en/SEMI-Reports-Global-Semiconductor-Equipment-Billings-Reached-xx.xx-Billion-in-2025))

26. Advantest - Annual Securities Report and Business Report for the Year Ended March 31, 2026

· Evidence informing the 2025 market-value input; displayed series and growth include calculations: Note xx.xx identifies customer operating leases of semiconductor test systems and JPY xx.xx of future payments receivable at March xx.xx 2025. This establishes a small supplier-specific leasing activity, not annual global leasing revenue.
([advantest.com](https://www.advantest.com/document/en/investors/ir-library/report/IR_SecuritiesandBusinesReport_84th_en.pdf))

· Evidence informing the 2026 market-value input; displayed series and growth include calculations: Future customer lease payments receivable were JPY xx.xx at March xx.xx 2026; disclosed terms were one to three years and noncancelable. These figures qualify any assumption that OEM leasing is necessarily large or offers flexible exit.
([advantest.com](https://www.advantest.com/document/en/investors/ir-library/report/IR_SecuritiesandBusinesReport_84th_en.pdf))

27. Amkor Technology, Inc. - Form 10-K for the Year Ended December 31, 2025

- Evidence informing the 2025 market-value input; displayed series and growth include calculations: Amkor reports 2025 capital expenditures of USD xx.xx versus USD xx.xx in 2024, covering packaging, testing and facilities. The amount is a buyer-spending constraint, not tester-only spending. ([sec.gov](https://www.sec.gov/Archives/edgar/data/xx.xx/xx.xx/amkr-xx.xx.htm))
- Evidence informing the 2026 market-value input; displayed series and growth include calculations: The filing's USD xx.xx-xx.xx 2026 capital-expenditure expectation is primarily increased by Arizona construction. It cannot be treated as an equivalent tester award or annual tester-market increment. ([sec.gov](https://www.sec.gov/Archives/edgar/data/xx.xx/xx.xx/amkr-xx.xx.htm))
- Evidence informing the 2028 market-value input; displayed series and growth include calculations: Standardized tester investment, customer-consigned equipment and equipment-redeployment risks qualify the conversion from announced capacity projects to incremental tester purchases. No project investment is added directly to the 2028 forecast. ([sec.gov](https://www.sec.gov/Archives/edgar/data/xx.xx/xx.xx/amkr-xx.xx.htm))
- Evidence informing the 2029 market-value input; displayed series and growth include calculations: The buyer's broad spending and commitment disclosures support retaining procurement-conversion and reuse uncertainty rather than equating project completion with tester sales. ([sec.gov](https://www.sec.gov/Archives/edgar/data/xx.xx/xx.xx/amkr-xx.xx.htm))
- Evidence informing base-year allocation inputs; displayed values and growth are calculated: The buyer reports approximately xx.xx% Computing sales and standardized tester investment, providing a representativeness and reuse check, not equipment-market weights. ([sec.gov](https://www.sec.gov/Archives/edgar/data/xx.xx/xx.xx/amkr-xx.xx.htm))
- Evidence informing forecast-year allocation inputs; displayed values and growth are calculated: The buyer reports approximately xx.xx% Computing sales and standardized tester investment, providing a representativeness and reuse check, not equipment-market weights. ([sec.gov](https://www.sec.gov/Archives/edgar/data/xx.xx/xx.xx/amkr-xx.xx.htm))
- Evidence informing base-year allocation inputs; displayed values and growth are calculated: Approximately xx.xx% Communications sales and customer-consigned equipment demonstrate why operator revenue and ownership cannot directly determine tester purchasing shares. ([sec.gov](https://www.sec.gov/Archives/edgar/data/xx.xx/xx.xx/amkr-xx.xx.htm))
- Evidence informing forecast-year allocation inputs; displayed values and growth are calculated: Approximately xx.xx% Communications sales and customer-consigned equipment demonstrate why operator revenue and ownership cannot directly determine tester purchasing shares. ([sec.gov](https://www.sec.gov/Archives/edgar/data/xx.xx/xx.xx/amkr-xx.xx.htm))
- Evidence informing base-year allocation inputs; displayed values and growth are calculated: Approximately xx.xx% Consumer sales provide a buyer-specific countercheck; shared-platform practices do not quantify accepted redeployment or new equipment orders. ([sec.gov](https://www.sec.gov/Archives/edgar/data/xx.xx/xx.xx/amkr-xx.xx.htm))
- Evidence informing forecast-year allocation inputs; displayed values and growth are calculated: Approximately xx.xx% Consumer sales provide a buyer-specific countercheck; shared-platform practices do not quantify accepted redeployment or new equipment orders. ([sec.gov](https://www.sec.gov/Archives/edgar/data/xx.xx/xx.xx/amkr-xx.xx.htm))

28. Teradyne - 2025 Annual Report to Shareholders
- Evidence informing base-year allocation inputs; displayed values and growth are calculated: The USD xx.xx Compute application weight anchors the scoped Computing allocation. ([investors.teradyne.com](https://investors.teradyne.com/sec-filings/all-sec-filings/content/xx.xx-xx.xx-xx.xx/xx.xx-xx.xx-xx.xx.pdf))
- Evidence informing base-year allocation inputs; displayed values and growth are calculated: The USD xx.xx Mobility weight and networking exposure support the modeled Communications bridge. ([investors.teradyne.com](https://investors.teradyne.com/sec-filings/all-sec-filings/content/xx.xx-xx.xx-xx.xx/xx.xx-xx.xx-xx.xx.pdf))
- Evidence informing base-year allocation inputs; displayed values and growth are calculated: Published application buckets constrain the budget, but the consumer carve-out is an explicit attribution assumption. ([investors.teradyne.com](https://investors.teradyne.com/sec-filings/all-sec-filings/content/xx.xx-xx.xx-xx.xx/xx.xx-xx.xx-xx.xx.pdf))
- Evidence informing base-year allocation inputs; displayed values and growth are calculated: USD xx.xx Auto-Industrial revenue supplies the pre-exclusion pool, not an observed Automotive subtotal. ([investors.teradyne.com](https://investors.teradyne.com/sec-filings/all-sec-filings/content/xx.xx-xx.xx-xx.xx/xx.xx-xx.xx-xx.xx.pdf))
- Evidence informing base-year allocation inputs; displayed values and growth are calculated: The shared Auto-Industrial pool constrains Industrial Electronics after scope and end-use adjustments. ([investors.teradyne.com](https://investors.teradyne.com/sec-filings/all-sec-filings/content/xx.xx-xx.xx-xx.xx/xx.xx-xx.xx-xx.xx.pdf))
- Evidence informing base-year allocation inputs; displayed values and growth are calculated: The application budget constrains the modeled specialized tail; separate Product Test defense revenue is excluded. ([investors.teradyne.com](https://investors.teradyne.com/sec-filings/all-sec-filings/content/xx.xx-xx.xx-xx.xx/xx.xx-xx.xx-xx.xx.pdf))

29. TSMC - 2025 Form 20-F
- Evidence informing base-year allocation inputs; displayed values and growth are calculated: 2025 HPC revenue of NT$xx.xx anchors the adjusted logic-demand proxy; networking is separated by assumption. ([investor.tsmc.com](https://investor.tsmc.com/sites/ir/sec-filings/2025_20F%20Report.pdf))
- Evidence informing base-year allocation inputs; displayed values and growth are calculated: Smartphone revenue of NT$xx.xx and networking within HPC constrain Communications, with an explicit equipment-intensity bridge. ([investor.tsmc.com](https://investor.tsmc.com/sites/ir/sec-filings/2025_20F%20Report.pdf))

30. Micron Technology - Form 10-K for the Year Ended August 28, 2025
- Evidence informing base-year allocation inputs; displayed values and growth are calculated: Cloud, data-center and client business revenues constrain Computing's memory-equipment proxy, not equipment receipts directly. ([s25.q4cdn.com](https://s25.q4cdn.com/xx.xx/files/doc_financials/2025/ar/2025-Form-xx.xx-K.pdf))
- Evidence informing base-year allocation inputs; displayed values and growth are calculated: Mobile/client and data-center revenues provide the economic pool for modeled mobile and networking attribution. ([s25.q4cdn.com](https://s25.q4cdn.com/xx.xx/files/doc_financials/2025/ar/2025-Form-xx.xx-K.pdf))
- Evidence informing base-year allocation inputs; displayed values and growth are calculated: USD xx.xx Automotive and Embedded revenue constrains the modeled consumer-memory tail. ([s25.q4cdn.com](https://s25.q4cdn.com/xx.xx/files/doc_financials/2025/ar/2025-Form-xx.xx-K.pdf))
- Evidence informing base-year allocation inputs; displayed values and growth are calculated: The embedded business supplies a bounded activity proxy requiring scope, realization and end-use adjustments. ([s25.q4cdn.com](https://s25.q4cdn.com/xx.xx/files/doc_financials/2025/ar/2025-Form-xx.xx-K.pdf))
- Evidence informing base-year allocation inputs; displayed values and growth are calculated: The embedded business constrains Industrial Electronics memory activity; its equipment conversion is assumed. ([s25.q4cdn.com](https://s25.q4cdn.com/xx.xx/files/doc_financials/2025/ar/2025-Form-xx.xx-K.pdf))
- Evidence informing base-year allocation inputs; displayed values and growth are calculated: The embedded pool bounds the specialized-memory tail; no separate defense revenue is reported. ([s25.q4cdn.com](https://s25.q4cdn.com/xx.xx/files/doc_financials/2025/ar/2025-Form-xx.xx-K.pdf))

31. Semiconductor Industry Association - 2025 Factbook

· Evidence informing base-year allocation inputs; displayed values and growth are calculated: 2024 PC/Computer semiconductor demand of xx.xx% enters only the scope-adjusted secondary-supplier proxy. ([semiconductors.org](https://www.semiconductors.org/wp-content/uploads/2025/xx.xx/2025-SIA-Factbook-FINAL-xx.xx.pdf))

· Evidence informing base-year allocation inputs; displayed values and growth are calculated: 2024 Communications demand of xx.xx% is adjusted for eligible equipment scope before use. ([semiconductors.org](https://www.semiconductors.org/wp-content/uploads/2025/xx.xx/2025-SIA-Factbook-FINAL-xx.xx.pdf))

· Evidence informing base-year allocation inputs; displayed values and growth are calculated: Consumer semiconductor demand of xx.xx% anchors the adjusted minor-application weights. ([semiconductors.org](https://www.semiconductors.org/wp-content/uploads/2025/xx.xx/2025-SIA-Factbook-FINAL-xx.xx.pdf))

· Evidence informing base-year allocation inputs; displayed values and growth are calculated: Automotive demand of xx.xx% is reduced for non-SoC exposure in the commercial proxy. ([semiconductors.org](https://www.semiconductors.org/wp-content/uploads/2025/xx.xx/2025-SIA-Factbook-FINAL-xx.xx.pdf))

· Evidence informing base-year allocation inputs; displayed values and growth are calculated: Industrial demand of xx.xx% anchors a scope-adjusted weight, not a tester-equipment share. ([semiconductors.org](https://www.semiconductors.org/wp-content/uploads/2025/xx.xx/2025-SIA-Factbook-FINAL-xx.xx.pdf))

· Evidence informing base-year allocation inputs; displayed values and growth are calculated: Government demand of xx.xx%, including military, constrains the specialized end-use proxy. ([semiconductors.org](https://www.semiconductors.org/wp-content/uploads/2025/xx.xx/2025-SIA-Factbook-FINAL-xx.xx.pdf))

32. NXP Semiconductors - Form 10-K for the Year Ended December 31, 2025

· Evidence informing base-year allocation inputs; displayed values and growth are calculated: 2025 Automotive revenue of USD xx.xx, down xx.xx%, qualifies assumptions of immediate equipment-demand acceleration. ([sec.gov](https://www.sec.gov/Archives/edgar/data/xx.xx/xx.xx/nxpi-xx.xx.htm))

· Evidence informing forecast-year allocation inputs; displayed values and growth are calculated: 2025 Automotive revenue of USD xx.xx, down xx.xx%, qualifies assumptions of immediate equipment-demand acceleration. ([sec.gov](https://www.sec.gov/Archives/edgar/data/xx.xx/xx.xx/nxpi-xx.xx.htm))

· Evidence informing base-year allocation inputs; displayed values and growth are calculated: Industrial & IoT revenue of USD xx.xx increased xx.xx%, constraining the near-term recovery assumption rather than measuring tester sales. ([sec.gov](https://www.sec.gov/Archives/edgar/data/xx.xx/xx.xx/nxpi-xx.xx.htm))

· Evidence informing forecast-year allocation inputs; displayed values and growth are calculated: Industrial & IoT revenue of USD xx.xx increased xx.xx%, constraining the near-term recovery assumption rather than measuring tester sales. ([sec.gov](https://www.sec.gov/Archives/edgar/data/xx.xx/xx.xx/nxpi-xx.xx.htm))

10.1. Computing

Table 49. Global SoC & Memory Semiconductor Tester Market Size, by Computing, by Region, 2017-2040 (USD Million)

Region	2017	2024	2025	2026	2027	2032	2040	CAGR (%)
Africa	xx.xx	xx.xx	xx.xx	xx.xx	xx.xx	xx.xx	xx.xx	xx.xx
Asia-Pacific	xx.xx	xx.xx	xx.xx	xx.xx	xx.xx	xx.xx	xx.xx	xx.xx
Europe	xx.xx	xx.xx	xx.xx	xx.xx	xx.xx	xx.xx	xx.xx	xx.xx
Latin America	xx.xx	xx.xx	xx.xx	xx.xx	xx.xx	xx.xx	xx.xx	xx.xx
Middle East	xx.xx	xx.xx	xx.xx	xx.xx	xx.xx	xx.xx	xx.xx	xx.xx
North America	xx.xx	xx.xx	xx.xx	xx.xx	xx.xx	xx.xx	xx.xx	xx.xx
Total	**xx.xx**	**xx.xx**	**xx.xx**	**xx.xx**	**xx.xx**	**xx.xx**	**xx.xx**	**xx.xx**

Table 50. Global SoC & Memory Semiconductor Tester Market Size, by Computing, by Group, 2017-2040 (USD Million)

Group	2017	2024	2025	2026	2027	2032	2040	CAGR (%)
ASEAN	xx.xx	xx.xx	xx.xx	xx.xx	xx.xx	xx.xx	xx.xx	xx.xx
BRICS	xx.xx	xx.xx	xx.xx	xx.xx	xx.xx	xx.xx	xx.xx	xx.xx
European Union	xx.xx	xx.xx	xx.xx	xx.xx	xx.xx	xx.xx	xx.xx	xx.xx
G7	xx.xx	xx.xx	xx.xx	xx.xx	xx.xx	xx.xx	xx.xx	xx.xx
GCC	xx.xx	xx.xx	xx.xx	xx.xx	xx.xx	xx.xx	xx.xx	xx.xx
NATO	xx.xx	xx.xx	xx.xx	xx.xx	xx.xx	xx.xx	xx.xx	xx.xx

Table 51. Global SoC & Memory Semiconductor Tester Market Size, by Computing, by Country, 2017-2040 (USD Million)

Country	2017	2024	2025	2026	2027	2032	2040	CAGR (%)
Australia	xx.xx	xx.xx	xx.xx	xx.xx	xx.xx	xx.xx	xx.xx	xx.xx
Brazil	xx.xx	xx.xx	xx.xx	xx.xx	xx.xx	xx.xx	xx.xx	xx.xx
Canada	xx.xx	xx.xx	xx.xx	xx.xx	xx.xx	xx.xx	xx.xx	xx.xx
China	xx.xx	xx.xx	xx.xx	xx.xx	xx.xx	xx.xx	xx.xx	xx.xx
France	xx.xx	xx.xx	xx.xx	xx.xx	xx.xx	xx.xx	xx.xx	xx.xx
Germany	xx.xx	xx.xx	xx.xx	xx.xx	xx.xx	xx.xx	xx.xx	xx.xx
India	xx.xx	xx.xx	xx.xx	xx.xx	xx.xx	xx.xx	xx.xx	xx.xx
Italy	xx.xx	xx.xx	xx.xx	xx.xx	xx.xx	xx.xx	xx.xx	xx.xx
Japan	xx.xx	xx.xx	xx.xx	xx.xx	xx.xx	xx.xx	xx.xx	xx.xx
Mexico	xx.xx	xx.xx	xx.xx	xx.xx	xx.xx	xx.xx	xx.xx	xx.xx
Russia	xx.xx	xx.xx	xx.xx	xx.xx	xx.xx	xx.xx	xx.xx	xx.xx
South Korea	xx.xx	xx.xx	xx.xx	xx.xx	xx.xx	xx.xx	xx.xx	xx.xx
Spain	xx.xx	xx.xx	xx.xx	xx.xx	xx.xx	xx.xx	xx.xx	xx.xx
United Kingdom	xx.xx	xx.xx	xx.xx	xx.xx	xx.xx	xx.xx	xx.xx	xx.xx
United States	xx.xx	xx.xx	xx.xx	xx.xx	xx.xx	xx.xx	xx.xx	xx.xx
Others	xx.xx	xx.xx	xx.xx	xx.xx	xx.xx	xx.xx	xx.xx	xx.xx
Total	**xx.xx**	**xx.xx**	**xx.xx**	**xx.xx**	**xx.xx**	**xx.xx**	**xx.xx**	**xx.xx**

Sources & Evidence

1. What are the End Uses of Semiconductors? - Semiconductor Industry Association
   · Taxonomy evidence: Computing examples explicitly include PCs, servers, data centers, processors, and memory.
   ([semiconductors.org](https://www.semiconductors.org/semiconductors-xx.xx/what-are-the-end-uses-of-semiconductors/))
2. Semiconductor Market Insights - Subscription to WSTS Data
   · Taxonomy evidence: The computer definition covers personal computing, office/peripheral equipment, and handheld computing.
   ([semiconductors.org](https://www.semiconductors.org/wp-content/uploads/2025/xx.xx/WSTS-Presentation-Subscription-Oct2024.pdf))

3. Advantest - FY2024 Consolidated Financial Results Presentation, April 25, 2025
   · Evidence informing the 2023 market-value input; displayed series and growth include calculations: Quarterly product-revenue disclosures support calendar-2023 totals of JPY xx.xx for SoC testers and JPY xx.xx for memory testers, before modeled scope adjustments. ([advantest.com](https://www.advantest.com/document/en/investors/ir-library/result/JE_BIZ_250425_slide.pdf))
   · Evidence informing the 2024 market-value input; displayed series and growth include calculations: Quarterly product-revenue disclosures support calendar-2024 totals of JPY xx.xx for SoC testers and JPY xx.xx for memory testers; handling, services and system-level testing are disclosed separately. ([advantest.com](https://www.advantest.com/document/en/investors/ir-library/result/JE_BIZ_250425_slide.pdf))
4. Advantest - FY2025 Third Quarter Financial Results Presentation, January 28, 2026
   · Evidence informing the 2025 market-value input; displayed series and growth include calculations: The disclosed January-March 2025 quarter and April-December 2025 quarters produce calendar-2025 SoC tester revenue of JPY xx.xx and memory tester revenue of JPY xx.xx. These are supplier revenues, not a published global market total. ([advantest.com](https://www.advantest.com/document/en/investors/ir-library/result/JE_BIZ_260128_slide.pdf))
   · Evidence informing base-year allocation inputs; displayed values and growth are calculated: Quarterly ship-to records calibrate the Americas destination proxy; equipment scope and regional subdivision remain modeled.
   · Evidence informing base-year allocation inputs; displayed values and growth are calculated: Quarterly Europe destination revenue constrains the European equipment-demand weight.
   · Evidence informing base-year allocation inputs; displayed values and growth are calculated: Country ship-to revenue provides the main calibration for Asia-Pacific concentration.
   · Evidence informing base-year allocation inputs; displayed values and growth are calculated: China deliveries constrain the base country equipment-demand proxy.
   · Evidence informing base-year allocation inputs; displayed values and growth are calculated: Korea deliveries constrain the base country equipment-demand proxy.
   · Evidence informing base-year allocation inputs; displayed values and growth are calculated: Japan deliveries constrain the base country equipment-demand proxy.
   · Evidence informing base-year allocation inputs; displayed values and growth are calculated: Reported quarters support the calendar-2025 SoC revenue bridge used to estimate Computing's equipment weight. ([advantest.com](https://www.advantest.com/document/en/investors/ir-library/result/JE_BIZ_260128_slide.pdf))
5. Advantest - FY2026 First Quarter Financial Results Presentation, July 29, 2026
   · Evidence informing the 2026 market-value input; displayed series and growth include calculations: The presentation reports January-March 2026 SoC/memory revenues of JPY xx.xx/xx.xx and April-June revenues of JPY xx.xx/xx.xx. July guidance forecasts fiscal-2026 SoC/memory revenues of JPY xx.xx/xx.xx and supplies the fiscal-to-calendar bridge. Guidance is not realized revenue. ([advantest.com](https://www.advantest.com/document/en/investors/ir-library/result/JE_BIZ_260729_slide.pdf))
   · Evidence informing the 2040 market-value input; displayed series and growth include calculations: Current equipment revenue and company-specific capacity plans constrain the forecast starting point, not the assumed long-run growth rate or the 2040 result. ([advantest.com](https://www.advantest.com/document/en/investors/ir-library/result/JE_BIZ_260729_slide.pdf))
   · Evidence informing base-year allocation inputs; displayed values and growth are calculated: Own SoC sales mix is approximately xx.xx% Computing/Communications in FY24 and xx.xx% in FY25; 2026 demand commentary constrains forecast direction, not the final share. ([advantest.com](https://www.advantest.com/document/en/investors/ir-library/result/JE_BIZ_260729_slide.pdf))
   · Evidence informing forecast-year allocation inputs; displayed values and growth are calculated: Own SoC sales mix is approximately xx.xx% Computing/Communications in FY24 and xx.xx% in FY25; 2026 demand commentary constrains forecast direction, not the final share. ([advantest.com](https://www.advantest.com/document/en/investors/ir-library/result/JE_BIZ_260729_slide.pdf))

6. Teradyne, Inc. - Form 10-K for the Year Ended December 31, 2025
   - Evidence informing the 2023 market-value input; displayed series and growth include calculations: The revenue-disaggregation table reports 2023 point-in-time SoC revenue of USD xx.xx and memory revenue of USD xx.xx. Replacement parts require a further modeled deduction. ([investors.teradyne.com](https://investors.teradyne.com/sec-filings/all-sec-filings/content/xx.xx-xx.xx-xx.xx/xx.xx-xx.xx-xx.xx.pdf))
   - Evidence informing the 2024 market-value input; displayed series and growth include calculations: The filing reports 2024 point-in-time SoC revenue of USD xx.xx and memory revenue of USD xx.xx separately from over-time revenue and IST. ([investors.teradyne.com](https://investors.teradyne.com/sec-filings/all-sec-filings/content/xx.xx-xx.xx-xx.xx/xx.xx-xx.xx-xx.xx.pdf))
   - Evidence informing the 2025 market-value input; displayed series and growth include calculations: The filing reports 2025 point-in-time SoC revenue of USD xx.xx and memory revenue of USD xx.xx. Point-in-time recognition includes products and replacement parts and is therefore an equipment proxy rather than an exact complete-system subtotal. ([investors.teradyne.com](https://investors.teradyne.com/sec-filings/all-sec-filings/content/xx.xx-xx.xx-xx.xx/xx.xx-xx.xx-xx.xx.pdf))
   - Evidence informing base-year allocation inputs; displayed values and growth are calculated: Customer-site geography and broader revenue disclosures support the scoped national destination bridge.
   - Evidence informing base-year allocation inputs; displayed values and growth are calculated: Customer-site attribution distinguishes receiving locations from specifying customer headquarters.
   - Evidence informing base-year allocation inputs; displayed values and growth are calculated: Europe revenue requires a substantial modeled exclusion of adjacent businesses and services.
   - Evidence informing base-year allocation inputs; displayed values and growth are calculated: Disclosed Asian customer-site revenues constrain the joint regional proxy.
7. Teradyne, Inc. - Form 10-Q for the Quarterly Period Ended June 28, 2026
   - Evidence informing the 2026 market-value input; displayed series and growth include calculations: First-half 2026 point-in-time revenue was USD xx.xx for SoC and USD xx.xx for memory. Comparable first-half 2025 amounts were USD xx.xx and USD xx.xx independently establishing strong realized growth before the modeled second half. ([investors.teradyne.com](https://investors.teradyne.com/sec-filings/all-sec-filings/content/xx.xx-xx.xx-xx.xx/xx.xx-xx.xx-xx.xx.pdf))
8. Cohu, Inc. - Form 10-K for the Fiscal Year Ended December 27, 2025
   - Evidence informing the 2023 market-value input; displayed series and growth include calculations: Cohu reports 2023 systems-semiconductor test and inspection revenue of USD xx.xx. Only an assumed complete-tester and eligible-device portion enters this market. ([sec.gov](https://www.sec.gov/Archives/edgar/data/xx.xx/xx.xx/cohu20251227_10k.htm))
   - Evidence informing the 2024 market-value input; displayed series and growth include calculations: Cohu reports 2024 systems-semiconductor test and inspection revenue of USD xx.xx separately from non-systems revenue. ([sec.gov](https://www.sec.gov/Archives/edgar/data/xx.xx/xx.xx/cohu20251227_10k.htm))
   - Evidence informing the 2025 market-value input; displayed series and growth include calculations: Cohu reports 2025 systems-semiconductor test and inspection revenue of USD xx.xx. Automation, inspection, interfaces and recurring services prevent attribution of the whole company to SoC testers. ([sec.gov](https://www.sec.gov/Archives/edgar/data/xx.xx/xx.xx/cohu20251227_10k.htm))
   - Evidence informing base-year allocation inputs; displayed values and growth are calculated: Asian destination disclosures provide an independent supplier cross-check on regional concentration.

9. Hangzhou Changchuan Technology Co., Ltd. - 2025 Annual Report
   · Evidence informing the 2024 market-value input; displayed series and growth include calculations: The product table reports 2024 tester revenue of CNY xx.xx, distinct from handlers and other products. Its SoC-eligible portion remains modeled. ([static.cninfo.com.cn](https://static.cninfo.com.cn/finalpage/2026-xx.xx-xx.xx/xx.xx.PDF))
   · Evidence informing the 2025 market-value input; displayed series and growth include calculations: The product table reports 2025 tester revenue of CNY xx.xx. The filing's broader analog and digital portfolio requires a scope adjustment rather than inclusion of all tester revenue. ([static.cninfo.com.cn](https://static.cninfo.com.cn/finalpage/2026-xx.xx-xx.xx/xx.xx.PDF))
10. YC Corporation - Business Report for the Year Ended December 31, 2025
   · Evidence informing the 2023 market-value input; displayed series and growth include calculations: The sales table reports KRW xx.xx for the 2023 memory-wafer-tester, semiconductor-equipment, parts, modification and related category. Complete-equipment attribution requires a deduction. ([kind.krx.co.kr](https://kind.krx.co.kr/external/2026/xx.xx/xx.xx/xx.xx/xx.xx/xx.xx.htm))
   · Evidence informing the 2024 market-value input; displayed series and growth include calculations: The comparable 2024 category revenue is KRW xx.xx, not an independently isolated complete-tester total. ([kind.krx.co.kr](https://kind.krx.co.kr/external/2026/xx.xx/xx.xx/xx.xx/xx.xx/xx.xx.htm))
   · Evidence informing the 2025 market-value input; displayed series and growth include calculations: The comparable 2025 category revenue is KRW xx.xx. Parts, modifications and other equipment remain a material scope uncertainty. ([kind.krx.co.kr](https://kind.krx.co.kr/external/2026/xx.xx/xx.xx/xx.xx/xx.xx/xx.xx.htm))
11. Chroma ESG - About Chroma: 2025 Group Financial and Operating Profile
   · Evidence informing the 2025 market-value input; displayed series and growth include calculations: Chroma's own disclosure states 2025 group consolidated revenue of USD xx.xx. This broad corporate amount constrains, but does not directly measure, its eligible complete-SoC-tester revenue. ([csr.chromaate.com](https://csr.chromaate.com/en/esg-en/green-chroma-en/brand-en))
12. Chroma ESG - Green Revenue and Financial Performance, 2025
   · Evidence informing the 2024 market-value input; displayed series and growth include calculations: Chroma reports 2025 consolidated revenue growth of xx.xx%. The model uses this company growth rate to backcast its small 2024 scoped revenue budget at a constant conversion basis, not as an observed 2024 tester subtotal. ([csr.chromaate.com](https://csr.chromaate.com/en/esg-en/green-chroma-en/green-revenue-en))
   · Evidence informing the 2025 market-value input; displayed series and growth include calculations: The disclosure distinguishes broad measurement products and SLT demand, reinforcing the need to exclude unrelated corporate revenue from the SoC/memory tester estimate. ([csr.chromaate.com](https://csr.chromaate.com/en/esg-en/green-chroma-en/green-revenue-en))
13. Federal Reserve Board - Foreign Exchange Rates, G.5A, January 5, 2026
   · Evidence informing the 2023 market-value input; displayed series and growth include calculations: The official annual-average exchange-rate release supplies the currency-conversion benchmark; the model uses JPY xx.xx per USD for its large calendar-2023 Japanese revenue anchor and an explicitly rounded KRW conversion for the smaller Korean budget. ([fred.stlouisfed.org](https://fred.stlouisfed.org/series/AEXJPUS/))
   · Evidence informing the 2024 market-value input; displayed series and growth include calculations: The model uses JPY xx.xx per USD for calendar 2024; small CNY and KRW budgets use disclosed approximate conversion assumptions close to the official annual averages. ([fred.stlouisfed.org](https://fred.stlouisfed.org/series/AEXJPUS/))
   · Evidence informing the 2025 market-value input; displayed series and growth include calculations: The model uses JPY xx.xx per USD for calendar 2025. CNY xx.xx and KRW xx.xx per USD are rounded modeling conventions, not the release's exact observations. ([fred.stlouisfed.org](https://fred.stlouisfed.org/series/AEXJPUS/))

14. SEMI - 2018 Global Semiconductor Equipment Sales Jump to Record USD 64.5 Billion

    · Evidence informing the 2017 market-value input; displayed series and growth include calculations: The association's member-billings release reports xx.xx% growth in total test equipment sales in 2018. Its inverse supplies the 2017 historical proxy; it is not a direct observation of the narrower captured market. ([www1.semi.org](https://www1.semi.org/en/2018-global-semiconductor-equipment-sales-jump-record-xx.xx-billion))

    · Evidence informing the 2018 market-value input; displayed series and growth include calculations: The release reports approximately USD xx.xx of total semiconductor-equipment sales in 2018, used only with the 2019 equipment total as a disclosed broad-cycle proxy. ([www1.semi.org](https://www1.semi.org/en/2018-global-semiconductor-equipment-sales-jump-record-xx.xx-billion))

15. SEMI - 2020 Global Semiconductor Equipment Sales Surge 19% to Industry Record USD 71.2 Billion

    · Evidence informing the 2018 market-value input; displayed series and growth include calculations: The release reports 2019 total equipment billings of USD xx.xx. Relative to the published approximate 2018 total, this supplies a broad-equipment downturn proxy, not an observed SoC/memory tester growth rate. ([semi.org](https://www.semi.org/en/news-media-press/semi-press-releases/annual-global-semiconductor-equipment-sales))

    · Evidence informing the 2019 market-value input; displayed series and growth include calculations: Reported 2020 total-test-equipment growth of xx.xx% supplies the inverse bridge into 2019. ([semi.org](https://www.semi.org/en/news-media-press/semi-press-releases/annual-global-semiconductor-equipment-sales))

    · Evidence informing the 2020 market-value input; displayed series and growth include calculations: The association's member-submitted billings dataset reports xx.xx% total-test-equipment growth in 2020, used as a historical demand-cycle proxy. ([semi.org](https://www.semi.org/en/news-media-press/semi-press-releases/annual-global-semiconductor-equipment-sales))

16. SEMI - 2021 Global Semiconductor Equipment Sales Surge 44% to Industry Record USD 102.6 Billion

    · Evidence informing the 2020 market-value input; displayed series and growth include calculations: Reported total-test-equipment sales growth of xx.xx% in 2021 supports the inverse bridge from the 2021 estimate to 2020. ([semi.org](https://www.semi.org/en/news-media-press-releases/semi-press-releases/2021-global-semiconductor-equipment-sales-surge-xx.xx%xx.xx-to-industry-record-%xx.xx-billion-semi-reports))

    · Evidence informing the 2021 market-value input; displayed series and growth include calculations: The xx.xx% test-equipment increase is a member-billings observation for a broader equipment class, not the final market value returned here. ([semi.org](https://www.semi.org/en/news-media-press-releases/semi-press-releases/2021-global-semiconductor-equipment-sales-surge-xx.xx%xx.xx-to-industry-record-%xx.xx-billion-semi-reports))

17. SEMI - Global Semiconductor Equipment Billings Reach Industry Record USD 107.6 Billion in 2022

    · Evidence informing the 2021 market-value input; displayed series and growth include calculations: The release reports a xx.xx% contraction in total-test-equipment billings in 2022, supporting the inverse historical bridge into 2021. ([semi.org](https://www.semi.org/en/news-media-press-releases/semi-press-releases/global-semiconductor-equipment-billings-reach-industry-record-%xx.xx-billion-in-2022-semi-reports))

18. SEMI - Global Semiconductor Equipment Billings Slip to USD 106.3 Billion in 2023

    · Evidence informing the 2023 market-value input; displayed series and growth include calculations: The xx.xx% broader test-equipment decline supplies a historical-cycle constraint and one small-supplier backcast assumption, not the target-market level. ([semi.org](https://www.semi.org/en/news-media-press-releases/semi-press-releases/global-semiconductor-equipment-billings-slip-to-%xx.xx-billion-in-2023-semi-reports))

19. SEMI - Global Semiconductor Equipment Billings Surged to USD 117 Billion in 2024

    · Evidence informing the 2024 market-value input; displayed series and growth include calculations: Realized total-test-equipment billings increased xx.xx% in 2024. This independently checks the direction and approximate magnitude of the modeled target-market recovery without substituting the broader category for this market. ([semi.org](https://www.semi.org/en/semi-press-release/global-semiconductor-equipment-billings-surged-to-xx.xx-billion-dollars-in-2024-semi-reports))

20. SEMI - Global Semiconductor Equipment Billings Reached USD 135 Billion in 2025

· Evidence informing the 2025 market-value input; displayed series and growth include calculations: The association reports realized total-test-equipment billings growth of xx.xx% in 2025. The modeled target-market increase of approximately xx.xx% is directionally consistent; differing product boundaries prevent an exact reconciliation.
([semi.org](https://www.semi.org/en/SEMI-Reports-Global-Semiconductor-Equipment-Billings-Reached-xx.xx-Billion-in-2025))

21. Advantest - Annual Securities Report and Business Report for the Year Ended March 31, 2026

· Evidence informing the 2025 market-value input; displayed series and growth include calculations: Note xx.xx identifies customer operating leases of semiconductor test systems and JPY xx.xx of future payments receivable at March xx.xx 2025. This establishes a small supplier-specific leasing activity, not annual global leasing revenue.
([advantest.com](https://www.advantest.com/document/en/investors/ir-library/report/IR_SecuritiesandBusinesReport_84th_en.pdf))

· Evidence informing the 2026 market-value input; displayed series and growth include calculations: Future customer lease payments receivable were JPY xx.xx at March xx.xx 2026; disclosed terms were one to three years and noncancelable. These figures qualify any assumption that OEM leasing is necessarily large or offers flexible exit.
([advantest.com](https://www.advantest.com/document/en/investors/ir-library/report/IR_SecuritiesandBusinesReport_84th_en.pdf))

22. Amkor Technology, Inc. - Form 10-K for the Year Ended December 31, 2025

· Evidence informing the 2025 market-value input; displayed series and growth include calculations: Amkor reports 2025 capital expenditures of USD xx.xx versus USD xx.xx in 2024, covering packaging, testing and facilities. The amount is a buyer-spending constraint, not tester-only spending.
([sec.gov](https://www.sec.gov/Archives/edgar/data/xx.xx/xx.xx/amkr-xx.xx.htm))

· Evidence informing the 2026 market-value input; displayed series and growth include calculations: The filing's USD xx.xx-xx.xx 2026 capital-expenditure expectation is primarily increased by Arizona construction. It cannot be treated as an equivalent tester award or annual tester-market increment.
([sec.gov](https://www.sec.gov/Archives/edgar/data/xx.xx/xx.xx/amkr-xx.xx.htm))

· Evidence informing the 2028 market-value input; displayed series and growth include calculations: Standardized tester investment, customer-consigned equipment and equipment-redeployment risks qualify the conversion from announced capacity projects to incremental tester purchases. No project investment is added directly to the 2028 forecast.
([sec.gov](https://www.sec.gov/Archives/edgar/data/xx.xx/xx.xx/amkr-xx.xx.htm))

· Evidence informing the 2029 market-value input; displayed series and growth include calculations: The buyer's broad spending and commitment disclosures support retaining procurement-conversion and reuse uncertainty rather than equating project completion with tester sales.
([sec.gov](https://www.sec.gov/Archives/edgar/data/xx.xx/xx.xx/amkr-xx.xx.htm))

· Evidence informing base-year allocation inputs; displayed values and growth are calculated: Location-specific property and equipment supports geographically distinct buyer pools, not direct annual tester spending.

· Evidence informing forecast-year allocation inputs; displayed values and growth are calculated: Location-specific property and equipment supports geographically distinct buyer pools, not direct annual tester spending.

· Evidence informing base-year allocation inputs; displayed values and growth are calculated: Korea operating assets corroborate local packaging and test activity without equating assets to annual equipment purchases.

· Evidence informing base-year allocation inputs; displayed values and growth are calculated: The buyer reports approximately xx.xx% Computing sales and standardized tester investment, providing a representativeness and reuse check, not equipment-market weights.
([sec.gov](https://www.sec.gov/Archives/edgar/data/xx.xx/xx.xx/amkr-xx.xx.htm))

· Evidence informing forecast-year allocation inputs; displayed values and growth are calculated: The buyer reports approximately xx.xx% Computing sales and standardized tester investment, providing a representativeness and reuse check, not equipment-market weights.
([sec.gov](https://www.sec.gov/Archives/edgar/data/xx.xx/xx.xx/amkr-xx.xx.htm))

23. Intel Corporation - Form 10-K for the Year Ended December 27, 2025
    - Evidence informing forecast-year allocation inputs; displayed values and growth are calculated: Discontinued Germany expansion constrains the forecast; no canceled-project tester increment is included.
    - Evidence informing forecast-year allocation inputs; displayed values and growth are calculated: Costa Rican consolidation is counterevidence to uniform Latin American equipment expansion.
24. Micron Technology, Inc. - Form 10-K for the Fiscal Year Ended August 28, 2025
    - Evidence informing base-year allocation inputs; displayed values and growth are calculated: India's disclosed component assembly/test location supports the base procurement pipeline, not a reported spending amount.
25. Micron - Celebrates Opening of India's First Semiconductor Assembly and Test Facility, February 28, 2026
    - Evidence informing forecast-year allocation inputs; displayed values and growth are calculated: Commercial commencement and aggregate shipment expectations support a post-2025 expansion premise; they do not measure tester expenditure.
26. Amkor - Announces Phase 2 of Arizona Advanced Packaging and Test Campus, September 8, 2026
    - Evidence informing forecast-year allocation inputs; displayed values and growth are calculated: Phase-two construction and completion expectations support delayed procurement conversion, not a 2025 equipment award.
27. NIST - Appendix: The CHIPS Program Office Vision for Success, Two Years Later, January 2025
    - Evidence informing forecast-year allocation inputs; displayed values and growth are calculated: Device-manufacturing and packaging project locations constrain the national expansion opportunity; award ceilings are not tester spending.
28. Chips Joint Undertaking - EU Strengthens Semiconductor Sovereignty with Pilot Lines and Competence Centres, April 2025
    - Evidence informing base-year allocation inputs; displayed values and growth are calculated: Selection of xx.xx competence centres across xx.xx countries supports broad research access, not equal local tester purchases.
    - Evidence informing forecast-year allocation inputs; displayed values and growth are calculated: Selection of xx.xx competence centres across xx.xx countries supports broad research access, not equal local tester purchases.
29. HT Micron - Quality Management and Brazilian Operating Scope
    - Evidence informing base-year allocation inputs; displayed values and growth are calculated: Company disclosure establishes Brazilian semiconductor encapsulation and testing activity, but not tester-only expenditure.
    - Evidence informing forecast-year allocation inputs; displayed values and growth are calculated: Company disclosure establishes Brazilian semiconductor encapsulation and testing activity, but not tester-only expenditure.
30. NXP Semiconductors - 2025 Annual Report and Financial Statements
    - Evidence informing base-year allocation inputs; displayed values and growth are calculated: Disclosed China back-end activity supports a local equipment-purchaser pool.
    - Evidence informing forecast-year allocation inputs; displayed values and growth are calculated: Disclosed China back-end activity supports a local equipment-purchaser pool.
31. Brazil MDIC - Complexo Eletroeletrônico e de Semicondutores
    - Evidence informing forecast-year allocation inputs; displayed values and growth are calculated: Brasil Semicon is national policy context; its overview does not establish a particular eligible tester purchase or fiscal benefit.
32. Teradyne - 2025 Annual Report to Shareholders
    - Evidence informing base-year allocation inputs; displayed values and growth are calculated: The USD xx.xx Compute application weight anchors the scoped Computing allocation. ([investors.teradyne.com](https://investors.teradyne.com/sec-filings/all-sec-filings/content/xx.xx-xx.xx-xx.xx/xx.xx-xx.xx-xx.xx.pdf))
33. TSMC - 2025 Form 20-F
    - Evidence informing base-year allocation inputs; displayed values and growth are calculated: 2025 HPC revenue of NT$xx.xx anchors the adjusted logic-demand proxy; networking is separated by assumption. ([investor.tsmc.com](https://investor.tsmc.com/sites/ir/sec-filings/2025_20F%20Report.pdf))

34. Micron Technology - Form 10-K for the Year Ended August 28, 2025
· Evidence informing base-year allocation inputs; displayed values and growth are calculated: Cloud, data-center and client business revenues constrain Computing's memory-equipment proxy, not equipment receipts directly. ([s25.q4cdn.com](https://s25.q4cdn.com/xx.xx/files/doc_financials/2025/ar/2025-Form-xx.xx-K.pdf))
35. Semiconductor Industry Association - 2025 Factbook
· Evidence informing base-year allocation inputs; displayed values and growth are calculated: 2024 PC/Computer semiconductor demand of xx.xx% enters only the scope-adjusted secondary-supplier proxy. ([semiconductors.org](https://www.semiconductors.org/wp-content/uploads/2025/xx.xx/2025-SIA-Factbook-FINAL-xx.xx.pdf))

10.2. Communications

Table 52. Global SoC & Memory Semiconductor Tester Market Size, by Communications, by Region, 2017-2040 (USD Million)

Region	2017	2024	2025	2026	2027	2032	2040	CAGR (%)
Africa	xx.xx	xx.xx	xx.xx	xx.xx	xx.xx	xx.xx	xx.xx	xx.xx
Asia-Pacific	xx.xx	xx.xx	xx.xx	xx.xx	xx.xx	xx.xx	xx.xx	xx.xx
Europe	xx.xx	xx.xx	xx.xx	xx.xx	xx.xx	xx.xx	xx.xx	xx.xx
Latin America	xx.xx	xx.xx	xx.xx	xx.xx	xx.xx	xx.xx	xx.xx	xx.xx
Middle East	xx.xx	xx.xx	xx.xx	xx.xx	xx.xx	xx.xx	xx.xx	xx.xx
North America	xx.xx	xx.xx	xx.xx	xx.xx	xx.xx	xx.xx	xx.xx	xx.xx
Total	**xx.xx**	**xx.xx**	**xx.xx**	**xx.xx**	**xx.xx**	**xx.xx**	**xx.xx**	**xx.xx**

Table 53. Global SoC & Memory Semiconductor Tester Market Size, by Communications, by Group, 2017-2040 (USD Million)

Group	2017	2024	2025	2026	2027	2032	2040	CAGR (%)
ASEAN	xx.xx	xx.xx	xx.xx	xx.xx	xx.xx	xx.xx	xx.xx	xx.xx
BRICS	xx.xx	xx.xx	xx.xx	xx.xx	xx.xx	xx.xx	xx.xx	xx.xx
European Union	xx.xx	xx.xx	xx.xx	xx.xx	xx.xx	xx.xx	xx.xx	xx.xx
G7	xx.xx	xx.xx	xx.xx	xx.xx	xx.xx	xx.xx	xx.xx	xx.xx
GCC	xx.xx	xx.xx	xx.xx	xx.xx	xx.xx	xx.xx	xx.xx	xx.xx
NATO	xx.xx	xx.xx	xx.xx	xx.xx	xx.xx	xx.xx	xx.xx	xx.xx

Table 54. Global SoC & Memory Semiconductor Tester Market Size, by Communications, by Country, 2017-2040 (USD Million)

Country	2017	2024	2025	2026	2027	2032	2040	CAGR (%)
Australia	xx.xx	xx.xx	xx.xx	xx.xx	xx.xx	xx.xx	xx.xx	xx.xx
Brazil	xx.xx	xx.xx	xx.xx	xx.xx	xx.xx	xx.xx	xx.xx	xx.xx
Canada	xx.xx	xx.xx	xx.xx	xx.xx	xx.xx	xx.xx	xx.xx	xx.xx
China	xx.xx	xx.xx	xx.xx	xx.xx	xx.xx	xx.xx	xx.xx	xx.xx
France	xx.xx	xx.xx	xx.xx	xx.xx	xx.xx	xx.xx	xx.xx	xx.xx
Germany	xx.xx	xx.xx	xx.xx	xx.xx	xx.xx	xx.xx	xx.xx	xx.xx
India	xx.xx	xx.xx	xx.xx	xx.xx	xx.xx	xx.xx	xx.xx	xx.xx
Italy	xx.xx	xx.xx	xx.xx	xx.xx	xx.xx	xx.xx	xx.xx	xx.xx
Japan	xx.xx	xx.xx	xx.xx	xx.xx	xx.xx	xx.xx	xx.xx	xx.xx
Mexico	xx.xx	xx.xx	xx.xx	xx.xx	xx.xx	xx.xx	xx.xx	xx.xx
Russia	xx.xx	xx.xx	xx.xx	xx.xx	xx.xx	xx.xx	xx.xx	xx.xx
South Korea	xx.xx	xx.xx	xx.xx	xx.xx	xx.xx	xx.xx	xx.xx	xx.xx
Spain	xx.xx	xx.xx	xx.xx	xx.xx	xx.xx	xx.xx	xx.xx	xx.xx
United Kingdom	xx.xx	xx.xx	xx.xx	xx.xx	xx.xx	xx.xx	xx.xx	xx.xx
United States	xx.xx	xx.xx	xx.xx	xx.xx	xx.xx	xx.xx	xx.xx	xx.xx
Others	xx.xx	xx.xx	xx.xx	xx.xx	xx.xx	xx.xx	xx.xx	xx.xx
Total	**xx.xx**	**xx.xx**	**xx.xx**	**xx.xx**	**xx.xx**	**xx.xx**	**xx.xx**	**xx.xx**

Sources & Evidence

1. What are the End Uses of Semiconductors? - Semiconductor Industry Association
   · Taxonomy evidence: Communications examples include smartphones, cellular infrastructure, routers, and baseband processing. ([semiconductors.org](https://www.semiconductors.org/semiconductors-xx.xx/what-are-the-end-uses-of-semiconductors/))
2. Semiconductor Market Insights - Subscription to WSTS Data
   · Taxonomy evidence: Communications covers handsets, networking, access equipment, and infrastructure. ([semiconductors.org](https://www.semiconductors.org/wp-content/uploads/2025/xx.xx/WSTS-Presentation-Subscription-Oct2024.pdf))
3. Advantest - FY2024 Consolidated Financial Results Presentation, April 25, 2025
   · Evidence informing the 2023 market-value input; displayed series and growth include calculations: Quarterly product-revenue disclosures support calendar-2023 totals of JPY xx.xx for SoC testers and JPY xx.xx for memory testers, before modeled scope adjustments. ([advantest.com](https://www.advantest.com/document/en/investors/ir-library/result/JE_BIZ_250425_slide.pdf))
   · Evidence informing the 2024 market-value input; displayed series and growth include calculations: Quarterly product-revenue disclosures support calendar-2024 totals of JPY xx.xx for SoC testers and JPY xx.xx for memory testers; handling, services and system-level testing are disclosed separately. ([advantest.com](https://www.advantest.com/document/en/investors/ir-library/result/JE_BIZ_250425_slide.pdf))

4. Advantest - FY2025 Third Quarter Financial Results Presentation, January 28, 2026
   - Evidence informing the 2025 market-value input; displayed series and growth include calculations: The disclosed January-March 2025 quarter and April-December 2025 quarters produce calendar-2025 SoC tester revenue of JPY xx.xx and memory tester revenue of JPY xx.xx. These are supplier revenues, not a published global market total. ([advantest.com](https://www.advantest.com/document/en/investors/ir-library/result/JE_BIZ_260128_slide.pdf))
   - Evidence informing base-year allocation inputs; displayed values and growth are calculated: Quarterly ship-to records calibrate the Americas destination proxy; equipment scope and regional subdivision remain modeled.
   - Evidence informing base-year allocation inputs; displayed values and growth are calculated: Quarterly Europe destination revenue constrains the European equipment-demand weight.
   - Evidence informing base-year allocation inputs; displayed values and growth are calculated: Country ship-to revenue provides the main calibration for Asia-Pacific concentration.
   - Evidence informing base-year allocation inputs; displayed values and growth are calculated: China deliveries constrain the base country equipment-demand proxy.
   - Evidence informing base-year allocation inputs; displayed values and growth are calculated: Korea deliveries constrain the base country equipment-demand proxy.
   - Evidence informing base-year allocation inputs; displayed values and growth are calculated: Japan deliveries constrain the base country equipment-demand proxy.
   - Evidence informing base-year allocation inputs; displayed values and growth are calculated: The same quarterly equipment revenues constrain the combined Computing/Communications budget before modeled separation. ([advantest.com](https://www.advantest.com/document/en/investors/ir-library/result/JE_BIZ_260128_slide.pdf))
5. Advantest - FY2026 First Quarter Financial Results Presentation, July 29, 2026
   - Evidence informing the 2026 market-value input; displayed series and growth include calculations: The presentation reports January-March 2026 SoC/memory revenues of JPY xx.xx/xx.xx and April-June revenues of JPY xx.xx/xx.xx. July guidance forecasts fiscal-2026 SoC/memory revenues of JPY xx.xx/xx.xx and supplies the fiscal-to-calendar bridge. Guidance is not realized revenue. ([advantest.com](https://www.advantest.com/document/en/investors/ir-library/result/JE_BIZ_260729_slide.pdf))
   - Evidence informing the 2040 market-value input; displayed series and growth include calculations: Current equipment revenue and company-specific capacity plans constrain the forecast starting point, not the assumed long-run growth rate or the 2040 result. ([advantest.com](https://www.advantest.com/document/en/investors/ir-library/result/JE_BIZ_260729_slide.pdf))
   - Evidence informing base-year allocation inputs; displayed values and growth are calculated: Reported combined application proportions constrain the common budget; the separate Communications allocation and future mix remain modeled. ([advantest.com](https://www.advantest.com/document/en/investors/ir-library/result/JE_BIZ_260729_slide.pdf))
   - Evidence informing forecast-year allocation inputs; displayed values and growth are calculated: Reported combined application proportions constrain the common budget; the separate Communications allocation and future mix remain modeled. ([advantest.com](https://www.advantest.com/document/en/investors/ir-library/result/JE_BIZ_260729_slide.pdf))

6. Teradyne, Inc. - Form 10-K for the Year Ended December 31, 2025
   - Evidence informing the 2023 market-value input; displayed series and growth include calculations: The revenue-disaggregation table reports 2023 point-in-time SoC revenue of USD xx.xx and memory revenue of USD xx.xx. Replacement parts require a further modeled deduction. ([investors.teradyne.com](https://investors.teradyne.com/sec-filings/all-sec-filings/content/xx.xx-xx.xx-xx.xx/xx.xx-xx.xx-xx.xx.pdf))
   - Evidence informing the 2024 market-value input; displayed series and growth include calculations: The filing reports 2024 point-in-time SoC revenue of USD xx.xx and memory revenue of USD xx.xx separately from over-time revenue and IST. ([investors.teradyne.com](https://investors.teradyne.com/sec-filings/all-sec-filings/content/xx.xx-xx.xx-xx.xx/xx.xx-xx.xx-xx.xx.pdf))
   - Evidence informing the 2025 market-value input; displayed series and growth include calculations: The filing reports 2025 point-in-time SoC revenue of USD xx.xx and memory revenue of USD xx.xx. Point-in-time recognition includes products and replacement parts and is therefore an equipment proxy rather than an exact complete-system subtotal. ([investors.teradyne.com](https://investors.teradyne.com/sec-filings/all-sec-filings/content/xx.xx-xx.xx-xx.xx/xx.xx-xx.xx-xx.xx.pdf))
   - Evidence informing base-year allocation inputs; displayed values and growth are calculated: Customer-site geography and broader revenue disclosures support the scoped national destination bridge.
   - Evidence informing base-year allocation inputs; displayed values and growth are calculated: Customer-site attribution distinguishes receiving locations from specifying customer headquarters.
   - Evidence informing base-year allocation inputs; displayed values and growth are calculated: Europe revenue requires a substantial modeled exclusion of adjacent businesses and services.
   - Evidence informing base-year allocation inputs; displayed values and growth are calculated: Disclosed Asian customer-site revenues constrain the joint regional proxy.
7. Teradyne, Inc. - Form 10-Q for the Quarterly Period Ended June 28, 2026
   - Evidence informing the 2026 market-value input; displayed series and growth include calculations: First-half 2026 point-in-time revenue was USD xx.xx for SoC and USD xx.xx for memory. Comparable first-half 2025 amounts were USD xx.xx and USD xx.xx independently establishing strong realized growth before the modeled second half. ([investors.teradyne.com](https://investors.teradyne.com/sec-filings/all-sec-filings/content/xx.xx-xx.xx-xx.xx/xx.xx-xx.xx-xx.xx.pdf))
8. Cohu, Inc. - Form 10-K for the Fiscal Year Ended December 27, 2025
   - Evidence informing the 2023 market-value input; displayed series and growth include calculations: Cohu reports 2023 systems-semiconductor test and inspection revenue of USD xx.xx. Only an assumed complete-tester and eligible-device portion enters this market. ([sec.gov](https://www.sec.gov/Archives/edgar/data/xx.xx/xx.xx/cohu20251227_10k.htm))
   - Evidence informing the 2024 market-value input; displayed series and growth include calculations: Cohu reports 2024 systems-semiconductor test and inspection revenue of USD xx.xx separately from non-systems revenue. ([sec.gov](https://www.sec.gov/Archives/edgar/data/xx.xx/xx.xx/cohu20251227_10k.htm))
   - Evidence informing the 2025 market-value input; displayed series and growth include calculations: Cohu reports 2025 systems-semiconductor test and inspection revenue of USD xx.xx. Automation, inspection, interfaces and recurring services prevent attribution of the whole company to SoC testers. ([sec.gov](https://www.sec.gov/Archives/edgar/data/xx.xx/xx.xx/cohu20251227_10k.htm))
   - Evidence informing base-year allocation inputs; displayed values and growth are calculated: Asian destination disclosures provide an independent supplier cross-check on regional concentration.

9. Hangzhou Changchuan Technology Co., Ltd. - 2025 Annual Report
   - Evidence informing the 2024 market-value input; displayed series and growth include calculations: The product table reports 2024 tester revenue of CNY xx.xx, distinct from handlers and other products. Its SoC-eligible portion remains modeled. ([static.cninfo.com.cn](https://static.cninfo.com.cn/finalpage/2026-xx.xx-xx.xx/xx.xx.PDF))
   - Evidence informing the 2025 market-value input; displayed series and growth include calculations: The product table reports 2025 tester revenue of CNY xx.xx. The filing's broader analog and digital portfolio requires a scope adjustment rather than inclusion of all tester revenue. ([static.cninfo.com.cn](https://static.cninfo.com.cn/finalpage/2026-xx.xx-xx.xx/xx.xx.PDF))
10. YC Corporation - Business Report for the Year Ended December 31, 2025
   - Evidence informing the 2023 market-value input; displayed series and growth include calculations: The sales table reports KRW xx.xx for the 2023 memory-wafer-tester, semiconductor-equipment, parts, modification and related category. Complete-equipment attribution requires a deduction. ([kind.krx.co.kr](https://kind.krx.co.kr/external/2026/xx.xx/xx.xx/xx.xx/xx.xx/xx.xx.htm))
   - Evidence informing the 2024 market-value input; displayed series and growth include calculations: The comparable 2024 category revenue is KRW xx.xx, not an independently isolated complete-tester total. ([kind.krx.co.kr](https://kind.krx.co.kr/external/2026/xx.xx/xx.xx/xx.xx/xx.xx/xx.xx.htm))
   - Evidence informing the 2025 market-value input; displayed series and growth include calculations: The comparable 2025 category revenue is KRW xx.xx. Parts, modifications and other equipment remain a material scope uncertainty. ([kind.krx.co.kr](https://kind.krx.co.kr/external/2026/xx.xx/xx.xx/xx.xx/xx.xx/xx.xx.htm))
11. Chroma ESG - About Chroma: 2025 Group Financial and Operating Profile
   - Evidence informing the 2025 market-value input; displayed series and growth include calculations: Chroma's own disclosure states 2025 group consolidated revenue of USD xx.xx. This broad corporate amount constrains, but does not directly measure, its eligible complete-SoC-tester revenue. ([csr.chromaate.com](https://csr.chromaate.com/en/esg-en/green-chroma-en/brand-en))
12. Chroma ESG - Green Revenue and Financial Performance, 2025
   - Evidence informing the 2024 market-value input; displayed series and growth include calculations: Chroma reports 2025 consolidated revenue growth of xx.xx%. The model uses this company growth rate to backcast its small 2024 scoped revenue budget at a constant conversion basis, not as an observed 2024 tester subtotal. ([csr.chromaate.com](https://csr.chromaate.com/en/esg-en/green-chroma-en/green-revenue-en))
   - Evidence informing the 2025 market-value input; displayed series and growth include calculations: The disclosure distinguishes broad measurement products and SLT demand, reinforcing the need to exclude unrelated corporate revenue from the SoC/memory tester estimate. ([csr.chromaate.com](https://csr.chromaate.com/en/esg-en/green-chroma-en/green-revenue-en))
13. Federal Reserve Board - Foreign Exchange Rates, G.5A, January 5, 2026
   - Evidence informing the 2023 market-value input; displayed series and growth include calculations: The official annual-average exchange-rate release supplies the currency-conversion benchmark; the model uses JPY xx.xx per USD for its large calendar-2023 Japanese revenue anchor and an explicitly rounded KRW conversion for the smaller Korean budget. ([fred.stlouisfed.org](https://fred.stlouisfed.org/series/AEXJPUS/))
   - Evidence informing the 2024 market-value input; displayed series and growth include calculations: The model uses JPY xx.xx per USD for calendar 2024; small CNY and KRW budgets use disclosed approximate conversion assumptions close to the official annual averages. ([fred.stlouisfed.org](https://fred.stlouisfed.org/series/AEXJPUS/))
   - Evidence informing the 2025 market-value input; displayed series and growth include calculations: The model uses JPY xx.xx per USD for calendar 2025. CNY xx.xx and KRW xx.xx per USD are rounded modeling conventions, not the release's exact observations. ([fred.stlouisfed.org](https://fred.stlouisfed.org/series/AEXJPUS/))

14. SEMI - 2018 Global Semiconductor Equipment Sales Jump to Record USD 64.5 Billion
    - Evidence informing the 2017 market-value input; displayed series and growth include calculations: The association's member-billings release reports xx.xx% growth in total test equipment sales in 2018. Its inverse supplies the 2017 historical proxy; it is not a direct observation of the narrower captured market. ([www1.semi.org](https://www1.semi.org/en/2018-global-semiconductor-equipment-sales-jump-record-xx.xx-billion))
    - Evidence informing the 2018 market-value input; displayed series and growth include calculations: The release reports approximately USD xx.xx of total semiconductor-equipment sales in 2018, used only with the 2019 equipment total as a disclosed broad-cycle proxy. ([www1.semi.org](https://www1.semi.org/en/2018-global-semiconductor-equipment-sales-jump-record-xx.xx-billion))
15. SEMI - 2020 Global Semiconductor Equipment Sales Surge 19% to Industry Record USD 71.2 Billion
    - Evidence informing the 2018 market-value input; displayed series and growth include calculations: The release reports 2019 total equipment billings of USD xx.xx. Relative to the published approximate 2018 total, this supplies a broad-equipment downturn proxy, not an observed SoC/memory tester growth rate. ([semi.org](https://www.semi.org/en/news-media-press/semi-press-releases/annual-global-semiconductor-equipment-sales))
    - Evidence informing the 2019 market-value input; displayed series and growth include calculations: Reported 2020 total-test-equipment growth of xx.xx% supplies the inverse bridge into 2019. ([semi.org](https://www.semi.org/en/news-media-press/semi-press-releases/annual-global-semiconductor-equipment-sales))
    - Evidence informing the 2020 market-value input; displayed series and growth include calculations: The association's member-submitted billings dataset reports xx.xx% total-test-equipment growth in 2020, used as a historical demand-cycle proxy. ([semi.org](https://www.semi.org/en/news-media-press/semi-press-releases/annual-global-semiconductor-equipment-sales))
16. SEMI - 2021 Global Semiconductor Equipment Sales Surge 44% to Industry Record USD 102.6 Billion
    - Evidence informing the 2020 market-value input; displayed series and growth include calculations: Reported total-test-equipment sales growth of xx.xx% in 2021 supports the inverse bridge from the 2021 estimate to 2020. ([semi.org](https://www.semi.org/en/news-media-press-releases/semi-press-releases/2021-global-semiconductor-equipment-sales-surge-xx.xx%xx.xx-to-industry-record-%xx.xx-billion-semi-reports))
    - Evidence informing the 2021 market-value input; displayed series and growth include calculations: The xx.xx% test-equipment increase is a member-billings observation for a broader equipment class, not the final market value returned here. ([semi.org](https://www.semi.org/en/news-media-press-releases/semi-press-releases/2021-global-semiconductor-equipment-sales-surge-xx.xx%xx.xx-to-industry-record-%xx.xx-billion-semi-reports))
17. SEMI - Global Semiconductor Equipment Billings Reach Industry Record USD 107.6 Billion in 2022
    - Evidence informing the 2021 market-value input; displayed series and growth include calculations: The release reports a xx.xx% contraction in total-test-equipment billings in 2022, supporting the inverse historical bridge into 2021. ([semi.org](https://www.semi.org/en/news-media-press-releases/semi-press-releases/global-semiconductor-equipment-billings-reach-industry-record-%xx.xx-billion-in-2022-semi-reports))
18. SEMI - Global Semiconductor Equipment Billings Slip to USD 106.3 Billion in 2023
    - Evidence informing the 2023 market-value input; displayed series and growth include calculations: The xx.xx% broader test-equipment decline supplies a historical-cycle constraint and one small-supplier backcast assumption, not the target-market level. ([semi.org](https://www.semi.org/en/news-media-press-releases/semi-press-releases/global-semiconductor-equipment-billings-slip-to-%xx.xx-billion-in-2023-semi-reports))
19. SEMI - Global Semiconductor Equipment Billings Surged to USD 117 Billion in 2024
    - Evidence informing the 2024 market-value input; displayed series and growth include calculations: Realized total-test-equipment billings increased xx.xx% in 2024. This independently checks the direction and approximate magnitude of the modeled target-market recovery without substituting the broader category for this market. ([semi.org](https://www.semi.org/en/semi-press-release/global-semiconductor-equipment-billings-surged-to-xx.xx-billion-dollars-in-2024-semi-reports))

20. SEMI - Global Semiconductor Equipment Billings Reached USD 135 Billion in 2025

· Evidence informing the 2025 market-value input; displayed series and growth include calculations: The association reports realized total-test-equipment billings growth of xx.xx% in 2025. The modeled target-market increase of approximately xx.xx% is directionally consistent; differing product boundaries prevent an exact reconciliation.
([semi.org](https://www.semi.org/en/SEMI-Reports-Global-Semiconductor-Equipment-Billings-Reached-xx.xx-Billion-in-2025))

21. Advantest - Annual Securities Report and Business Report for the Year Ended March 31, 2026

· Evidence informing the 2025 market-value input; displayed series and growth include calculations: Note xx.xx identifies customer operating leases of semiconductor test systems and JPY xx.xx of future payments receivable at March xx.xx 2025. This establishes a small supplier-specific leasing activity, not annual global leasing revenue.
([advantest.com](https://www.advantest.com/document/en/investors/ir-library/report/IR_SecuritiesandBusinesReport_84th_en.pdf))

· Evidence informing the 2026 market-value input; displayed series and growth include calculations: Future customer lease payments receivable were JPY xx.xx at March xx.xx 2026; disclosed terms were one to three years and noncancelable. These figures qualify any assumption that OEM leasing is necessarily large or offers flexible exit.
([advantest.com](https://www.advantest.com/document/en/investors/ir-library/report/IR_SecuritiesandBusinesReport_84th_en.pdf))

22. Amkor Technology, Inc. - Form 10-K for the Year Ended December 31, 2025

· Evidence informing the 2025 market-value input; displayed series and growth include calculations: Amkor reports 2025 capital expenditures of USD xx.xx versus USD xx.xx in 2024, covering packaging, testing and facilities. The amount is a buyer-spending constraint, not tester-only spending.
([sec.gov](https://www.sec.gov/Archives/edgar/data/xx.xx/xx.xx/amkr-xx.xx.htm))

· Evidence informing the 2026 market-value input; displayed series and growth include calculations: The filing's USD xx.xx-xx.xx 2026 capital-expenditure expectation is primarily increased by Arizona construction. It cannot be treated as an equivalent tester award or annual tester-market increment.
([sec.gov](https://www.sec.gov/Archives/edgar/data/xx.xx/xx.xx/amkr-xx.xx.htm))

· Evidence informing the 2028 market-value input; displayed series and growth include calculations: Standardized tester investment, customer-consigned equipment and equipment-redeployment risks qualify the conversion from announced capacity projects to incremental tester purchases. No project investment is added directly to the 2028 forecast.
([sec.gov](https://www.sec.gov/Archives/edgar/data/xx.xx/xx.xx/amkr-xx.xx.htm))

· Evidence informing the 2029 market-value input; displayed series and growth include calculations: The buyer's broad spending and commitment disclosures support retaining procurement-conversion and reuse uncertainty rather than equating project completion with tester sales.
([sec.gov](https://www.sec.gov/Archives/edgar/data/xx.xx/xx.xx/amkr-xx.xx.htm))

· Evidence informing base-year allocation inputs; displayed values and growth are calculated: Location-specific property and equipment supports geographically distinct buyer pools, not direct annual tester spending.

· Evidence informing forecast-year allocation inputs; displayed values and growth are calculated: Location-specific property and equipment supports geographically distinct buyer pools, not direct annual tester spending.

· Evidence informing base-year allocation inputs; displayed values and growth are calculated: Korea operating assets corroborate local packaging and test activity without equating assets to annual equipment purchases.

· Evidence informing base-year allocation inputs; displayed values and growth are calculated: Approximately xx.xx% Communications sales and customer-consigned equipment demonstrate why operator revenue and ownership cannot directly determine tester purchasing shares.
([sec.gov](https://www.sec.gov/Archives/edgar/data/xx.xx/xx.xx/amkr-xx.xx.htm))

· Evidence informing forecast-year allocation inputs; displayed values and growth are calculated: Approximately xx.xx% Communications sales and customer-consigned equipment demonstrate why operator revenue and ownership cannot directly determine tester purchasing shares.
([sec.gov](https://www.sec.gov/Archives/edgar/data/xx.xx/xx.xx/amkr-xx.xx.htm))

23. Intel Corporation - Form 10-K for the Year Ended December 27, 2025
    - Evidence informing forecast-year allocation inputs; displayed values and growth are calculated: Discontinued Germany expansion constrains the forecast; no canceled-project tester increment is included.
    - Evidence informing forecast-year allocation inputs; displayed values and growth are calculated: Costa Rican consolidation is counterevidence to uniform Latin American equipment expansion.
24. Micron Technology, Inc. - Form 10-K for the Fiscal Year Ended August 28, 2025
    - Evidence informing base-year allocation inputs; displayed values and growth are calculated: India's disclosed component assembly/test location supports the base procurement pipeline, not a reported spending amount.
25. Micron - Celebrates Opening of India's First Semiconductor Assembly and Test Facility, February 28, 2026
    - Evidence informing forecast-year allocation inputs; displayed values and growth are calculated: Commercial commencement and aggregate shipment expectations support a post-2025 expansion premise; they do not measure tester expenditure.
26. Amkor - Announces Phase 2 of Arizona Advanced Packaging and Test Campus, September 8, 2026
    - Evidence informing forecast-year allocation inputs; displayed values and growth are calculated: Phase-two construction and completion expectations support delayed procurement conversion, not a 2025 equipment award.
27. NIST - Appendix: The CHIPS Program Office Vision for Success, Two Years Later, January 2025
    - Evidence informing forecast-year allocation inputs; displayed values and growth are calculated: Device-manufacturing and packaging project locations constrain the national expansion opportunity; award ceilings are not tester spending.
28. Chips Joint Undertaking - EU Strengthens Semiconductor Sovereignty with Pilot Lines and Competence Centres, April 2025
    - Evidence informing base-year allocation inputs; displayed values and growth are calculated: Selection of xx.xx competence centres across xx.xx countries supports broad research access, not equal local tester purchases.
    - Evidence informing forecast-year allocation inputs; displayed values and growth are calculated: Selection of xx.xx competence centres across xx.xx countries supports broad research access, not equal local tester purchases.
29. HT Micron - Quality Management and Brazilian Operating Scope
    - Evidence informing base-year allocation inputs; displayed values and growth are calculated: Company disclosure establishes Brazilian semiconductor encapsulation and testing activity, but not tester-only expenditure.
    - Evidence informing forecast-year allocation inputs; displayed values and growth are calculated: Company disclosure establishes Brazilian semiconductor encapsulation and testing activity, but not tester-only expenditure.
30. NXP Semiconductors - 2025 Annual Report and Financial Statements
    - Evidence informing base-year allocation inputs; displayed values and growth are calculated: Disclosed China back-end activity supports a local equipment-purchaser pool.
    - Evidence informing forecast-year allocation inputs; displayed values and growth are calculated: Disclosed China back-end activity supports a local equipment-purchaser pool.
31. Brazil MDIC - Complexo Eletroeletrônico e de Semicondutores
    - Evidence informing forecast-year allocation inputs; displayed values and growth are calculated: Brasil Semicon is national policy context; its overview does not establish a particular eligible tester purchase or fiscal benefit.
32. Teradyne - 2025 Annual Report to Shareholders
    - Evidence informing base-year allocation inputs; displayed values and growth are calculated: The USD xx.xx Mobility weight and networking exposure support the modeled Communications bridge. ([investors.teradyne.com](https://investors.teradyne.com/sec-filings/all-sec-filings/content/xx.xx-xx.xx-xx.xx/xx.xx-xx.xx-xx.xx.pdf))

33. TSMC - 2025 Form 20-F
· Evidence informing base-year allocation inputs; displayed values and growth are calculated: Smartphone revenue of NT$xx.xx and networking within HPC constrain Communications, with an explicit equipment-intensity bridge. ([investor.tsmc.com](https://investor.tsmc.com/sites/ir/sec-filings/2025_20F%20Report.pdf))
34. Micron Technology - Form 10-K for the Year Ended August 28, 2025
· Evidence informing base-year allocation inputs; displayed values and growth are calculated: Mobile/client and data-center revenues provide the economic pool for modeled mobile and networking attribution. ([s25.q4cdn.com](https://s25.q4cdn.com/xx.xx/files/doc_financials/2025/ar/2025-Form-xx.xx-K.pdf))
35. Semiconductor Industry Association - 2025 Factbook
· Evidence informing base-year allocation inputs; displayed values and growth are calculated: 2024 Communications demand of xx.xx% is adjusted for eligible equipment scope before use. ([semiconductors.org](https://www.semiconductors.org/wp-content/uploads/2025/xx.xx/2025-SIA-Factbook-FINAL-xx.xx.pdf))

10.3. Automotive

Table 55. Global SoC & Memory Semiconductor Tester Market Size, by Automotive, by Region, 2017-2040 (USD Million)

Region	2017	2024	2025	2026	2027	2032	2040	CAGR (%)
Africa	xx.xx	xx.xx	xx.xx	xx.xx	xx.xx	xx.xx	xx.xx	xx.xx
Asia-Pacific	xx.xx	xx.xx	xx.xx	xx.xx	xx.xx	xx.xx	xx.xx	xx.xx
Europe	xx.xx	xx.xx	xx.xx	xx.xx	xx.xx	xx.xx	xx.xx	xx.xx
Latin America	xx.xx	xx.xx	xx.xx	xx.xx	xx.xx	xx.xx	xx.xx	xx.xx
Middle East	xx.xx	xx.xx	xx.xx	xx.xx	xx.xx	xx.xx	xx.xx	xx.xx
North America	xx.xx	xx.xx	xx.xx	xx.xx	xx.xx	xx.xx	xx.xx	xx.xx
Total	**xx.xx**	**xx.xx**	**xx.xx**	**xx.xx**	**xx.xx**	**xx.xx**	**xx.xx**	**xx.xx**

Table 56. Global SoC & Memory Semiconductor Tester Market Size, by Automotive, by Group, 2017-2040 (USD Million)

Group	2017	2024	2025	2026	2027	2032	2040	CAGR (%)
ASEAN	xx.xx	xx.xx	xx.xx	xx.xx	xx.xx	xx.xx	xx.xx	xx.xx
BRICS	xx.xx	xx.xx	xx.xx	xx.xx	xx.xx	xx.xx	xx.xx	xx.xx
European Union	xx.xx	xx.xx	xx.xx	xx.xx	xx.xx	xx.xx	xx.xx	xx.xx
G7	xx.xx	xx.xx	xx.xx	xx.xx	xx.xx	xx.xx	xx.xx	xx.xx
GCC	xx.xx	xx.xx	xx.xx	xx.xx	xx.xx	xx.xx	xx.xx	xx.xx
NATO	xx.xx	xx.xx	xx.xx	xx.xx	xx.xx	xx.xx	xx.xx	xx.xx

Table 57. Global SoC & Memory Semiconductor Tester Market Size, by Automotive, by Country, 2017-2040 (USD Million)

Country	2017	2024	2025	2026	2027	2032	2040	CAGR (%)
Australia	xx.xx	xx.xx	xx.xx	xx.xx	xx.xx	xx.xx	xx.xx	xx.xx
Brazil	xx.xx	xx.xx	xx.xx	xx.xx	xx.xx	xx.xx	xx.xx	xx.xx
Canada	xx.xx	xx.xx	xx.xx	xx.xx	xx.xx	xx.xx	xx.xx	xx.xx
China	xx.xx	xx.xx	xx.xx	xx.xx	xx.xx	xx.xx	xx.xx	xx.xx
France	xx.xx	xx.xx	xx.xx	xx.xx	xx.xx	xx.xx	xx.xx	xx.xx
Germany	xx.xx	xx.xx	xx.xx	xx.xx	xx.xx	xx.xx	xx.xx	xx.xx
India	xx.xx	xx.xx	xx.xx	xx.xx	xx.xx	xx.xx	xx.xx	xx.xx
Italy	xx.xx	xx.xx	xx.xx	xx.xx	xx.xx	xx.xx	xx.xx	xx.xx
Japan	xx.xx	xx.xx	xx.xx	xx.xx	xx.xx	xx.xx	xx.xx	xx.xx
Mexico	xx.xx	xx.xx	xx.xx	xx.xx	xx.xx	xx.xx	xx.xx	xx.xx
Russia	xx.xx	xx.xx	xx.xx	xx.xx	xx.xx	xx.xx	xx.xx	xx.xx
South Korea	xx.xx	xx.xx	xx.xx	xx.xx	xx.xx	xx.xx	xx.xx	xx.xx
Spain	xx.xx	xx.xx	xx.xx	xx.xx	xx.xx	xx.xx	xx.xx	xx.xx
United Kingdom	xx.xx	xx.xx	xx.xx	xx.xx	xx.xx	xx.xx	xx.xx	xx.xx
United States	xx.xx	xx.xx	xx.xx	xx.xx	xx.xx	xx.xx	xx.xx	xx.xx
Others	xx.xx	xx.xx	xx.xx	xx.xx	xx.xx	xx.xx	xx.xx	xx.xx
Total	**xx.xx**	**xx.xx**	**xx.xx**	**xx.xx**	**xx.xx**	**xx.xx**	**xx.xx**	**xx.xx**

Sources & Evidence

1. What are the End Uses of Semiconductors? - Semiconductor Industry Association
   · Taxonomy evidence: Automotive examples include advanced driver assistance and vehicle microcontrollers; this does not include all automotive test equipment in scope. ([semiconductors.org](https://www.semiconductors.org/semiconductors-xx.xx/what-are-the-end-uses-of-semiconductors/))
2. Semiconductor Market Insights - Subscription to WSTS Data
   · Taxonomy evidence: Automotive includes vehicle entertainment, information, drivetrain, and additional vehicle applications. ([semiconductors.org](https://www.semiconductors.org/wp-content/uploads/2025/xx.xx/WSTS-Presentation-Subscription-Oct2024.pdf))

3. Advantest - FY2024 Consolidated Financial Results Presentation, April 25, 2025
   · Evidence informing the 2023 market-value input; displayed series and growth include calculations: Quarterly product-revenue disclosures support calendar-2023 totals of JPY xx.xx for SoC testers and JPY xx.xx for memory testers, before modeled scope adjustments. ([advantest.com](https://www.advantest.com/document/en/investors/ir-library/result/JE_BIZ_250425_slide.pdf))
   · Evidence informing the 2024 market-value input; displayed series and growth include calculations: Quarterly product-revenue disclosures support calendar-2024 totals of JPY xx.xx for SoC testers and JPY xx.xx for memory testers; handling, services and system-level testing are disclosed separately. ([advantest.com](https://www.advantest.com/document/en/investors/ir-library/result/JE_BIZ_250425_slide.pdf))
4. Advantest - FY2025 Third Quarter Financial Results Presentation, January 28, 2026
   · Evidence informing the 2025 market-value input; displayed series and growth include calculations: The disclosed January-March 2025 quarter and April-December 2025 quarters produce calendar-2025 SoC tester revenue of JPY xx.xx and memory tester revenue of JPY xx.xx. These are supplier revenues, not a published global market total. ([advantest.com](https://www.advantest.com/document/en/investors/ir-library/result/JE_BIZ_260128_slide.pdf))
   · Evidence informing base-year allocation inputs; displayed values and growth are calculated: Quarterly ship-to records calibrate the Americas destination proxy; equipment scope and regional subdivision remain modeled.
   · Evidence informing base-year allocation inputs; displayed values and growth are calculated: Quarterly Europe destination revenue constrains the European equipment-demand weight.
   · Evidence informing base-year allocation inputs; displayed values and growth are calculated: Country ship-to revenue provides the main calibration for Asia-Pacific concentration.
   · Evidence informing base-year allocation inputs; displayed values and growth are calculated: China deliveries constrain the base country equipment-demand proxy.
   · Evidence informing base-year allocation inputs; displayed values and growth are calculated: Korea deliveries constrain the base country equipment-demand proxy.
   · Evidence informing base-year allocation inputs; displayed values and growth are calculated: Japan deliveries constrain the base country equipment-demand proxy.
5. Advantest - FY2026 First Quarter Financial Results Presentation, July 29, 2026
   · Evidence informing the 2026 market-value input; displayed series and growth include calculations: The presentation reports January-March 2026 SoC/memory revenues of JPY xx.xx/xx.xx and April-June revenues of JPY xx.xx/xx.xx. July guidance forecasts fiscal-2026 SoC/memory revenues of JPY xx.xx/xx.xx and supplies the fiscal-to-calendar bridge. Guidance is not realized revenue. ([advantest.com](https://www.advantest.com/document/en/investors/ir-library/result/JE_BIZ_260729_slide.pdf))
   · Evidence informing the 2040 market-value input; displayed series and growth include calculations: Current equipment revenue and company-specific capacity plans constrain the forecast starting point, not the assumed long-run growth rate or the 2040 result. ([advantest.com](https://www.advantest.com/document/en/investors/ir-library/result/JE_BIZ_260729_slide.pdf))

6. Teradyne, Inc. - Form 10-K for the Year Ended December 31, 2025
   - Evidence informing the 2023 market-value input; displayed series and growth include calculations: The revenue-disaggregation table reports 2023 point-in-time SoC revenue of USD xx.xx and memory revenue of USD xx.xx. Replacement parts require a further modeled deduction. ([investors.teradyne.com](https://investors.teradyne.com/sec-filings/all-sec-filings/content/xx.xx-xx.xx-xx.xx/xx.xx-xx.xx-xx.xx.pdf))
   - Evidence informing the 2024 market-value input; displayed series and growth include calculations: The filing reports 2024 point-in-time SoC revenue of USD xx.xx and memory revenue of USD xx.xx separately from over-time revenue and IST. ([investors.teradyne.com](https://investors.teradyne.com/sec-filings/all-sec-filings/content/xx.xx-xx.xx-xx.xx/xx.xx-xx.xx-xx.xx.pdf))
   - Evidence informing the 2025 market-value input; displayed series and growth include calculations: The filing reports 2025 point-in-time SoC revenue of USD xx.xx and memory revenue of USD xx.xx. Point-in-time recognition includes products and replacement parts and is therefore an equipment proxy rather than an exact complete-system subtotal. ([investors.teradyne.com](https://investors.teradyne.com/sec-filings/all-sec-filings/content/xx.xx-xx.xx-xx.xx/xx.xx-xx.xx-xx.xx.pdf))
   - Evidence informing base-year allocation inputs; displayed values and growth are calculated: Customer-site geography and broader revenue disclosures support the scoped national destination bridge.
   - Evidence informing base-year allocation inputs; displayed values and growth are calculated: Customer-site attribution distinguishes receiving locations from specifying customer headquarters.
   - Evidence informing base-year allocation inputs; displayed values and growth are calculated: Europe revenue requires a substantial modeled exclusion of adjacent businesses and services.
   - Evidence informing base-year allocation inputs; displayed values and growth are calculated: Disclosed Asian customer-site revenues constrain the joint regional proxy.
7. Teradyne, Inc. - Form 10-Q for the Quarterly Period Ended June 28, 2026
   - Evidence informing the 2026 market-value input; displayed series and growth include calculations: First-half 2026 point-in-time revenue was USD xx.xx for SoC and USD xx.xx for memory. Comparable first-half 2025 amounts were USD xx.xx and USD xx.xx independently establishing strong realized growth before the modeled second half. ([investors.teradyne.com](https://investors.teradyne.com/sec-filings/all-sec-filings/content/xx.xx-xx.xx-xx.xx/xx.xx-xx.xx-xx.xx.pdf))
8. Cohu, Inc. - Form 10-K for the Fiscal Year Ended December 27, 2025
   - Evidence informing the 2023 market-value input; displayed series and growth include calculations: Cohu reports 2023 systems-semiconductor test and inspection revenue of USD xx.xx. Only an assumed complete-tester and eligible-device portion enters this market. ([sec.gov](https://www.sec.gov/Archives/edgar/data/xx.xx/xx.xx/cohu20251227_10k.htm))
   - Evidence informing the 2024 market-value input; displayed series and growth include calculations: Cohu reports 2024 systems-semiconductor test and inspection revenue of USD xx.xx separately from non-systems revenue. ([sec.gov](https://www.sec.gov/Archives/edgar/data/xx.xx/xx.xx/cohu20251227_10k.htm))
   - Evidence informing the 2025 market-value input; displayed series and growth include calculations: Cohu reports 2025 systems-semiconductor test and inspection revenue of USD xx.xx. Automation, inspection, interfaces and recurring services prevent attribution of the whole company to SoC testers. ([sec.gov](https://www.sec.gov/Archives/edgar/data/xx.xx/xx.xx/cohu20251227_10k.htm))
   - Evidence informing base-year allocation inputs; displayed values and growth are calculated: Asian destination disclosures provide an independent supplier cross-check on regional concentration.

9. Hangzhou Changchuan Technology Co., Ltd. - 2025 Annual Report
   · Evidence informing the 2024 market-value input; displayed series and growth include calculations: The product table reports 2024 tester revenue of CNY xx.xx, distinct from handlers and other products. Its SoC-eligible portion remains modeled. ([static.cninfo.com.cn](https://static.cninfo.com.cn/finalpage/2026-xx.xx-xx.xx/xx.xx.PDF))
   · Evidence informing the 2025 market-value input; displayed series and growth include calculations: The product table reports 2025 tester revenue of CNY xx.xx. The filing's broader analog and digital portfolio requires a scope adjustment rather than inclusion of all tester revenue. ([static.cninfo.com.cn](https://static.cninfo.com.cn/finalpage/2026-xx.xx-xx.xx/xx.xx.PDF))
10. YC Corporation - Business Report for the Year Ended December 31, 2025
   · Evidence informing the 2023 market-value input; displayed series and growth include calculations: The sales table reports KRW xx.xx for the 2023 memory-wafer-tester, semiconductor-equipment, parts, modification and related category. Complete-equipment attribution requires a deduction. ([kind.krx.co.kr](https://kind.krx.co.kr/external/2026/xx.xx/xx.xx/xx.xx/xx.xx/xx.xx.htm))
   · Evidence informing the 2024 market-value input; displayed series and growth include calculations: The comparable 2024 category revenue is KRW xx.xx, not an independently isolated complete-tester total. ([kind.krx.co.kr](https://kind.krx.co.kr/external/2026/xx.xx/xx.xx/xx.xx/xx.xx/xx.xx.htm))
   · Evidence informing the 2025 market-value input; displayed series and growth include calculations: The comparable 2025 category revenue is KRW xx.xx. Parts, modifications and other equipment remain a material scope uncertainty. ([kind.krx.co.kr](https://kind.krx.co.kr/external/2026/xx.xx/xx.xx/xx.xx/xx.xx/xx.xx.htm))
11. Chroma ESG - About Chroma: 2025 Group Financial and Operating Profile
   · Evidence informing the 2025 market-value input; displayed series and growth include calculations: Chroma's own disclosure states 2025 group consolidated revenue of USD xx.xx. This broad corporate amount constrains, but does not directly measure, its eligible complete-SoC-tester revenue. ([csr.chromaate.com](https://csr.chromaate.com/en/esg-en/green-chroma-en/brand-en))
12. Chroma ESG - Green Revenue and Financial Performance, 2025
   · Evidence informing the 2024 market-value input; displayed series and growth include calculations: Chroma reports 2025 consolidated revenue growth of xx.xx%. The model uses this company growth rate to backcast its small 2024 scoped revenue budget at a constant conversion basis, not as an observed 2024 tester subtotal. ([csr.chromaate.com](https://csr.chromaate.com/en/esg-en/green-chroma-en/green-revenue-en))
   · Evidence informing the 2025 market-value input; displayed series and growth include calculations: The disclosure distinguishes broad measurement products and SLT demand, reinforcing the need to exclude unrelated corporate revenue from the SoC/memory tester estimate. ([csr.chromaate.com](https://csr.chromaate.com/en/esg-en/green-chroma-en/green-revenue-en))
13. Federal Reserve Board - Foreign Exchange Rates, G.5A, January 5, 2026
   · Evidence informing the 2023 market-value input; displayed series and growth include calculations: The official annual-average exchange-rate release supplies the currency-conversion benchmark; the model uses JPY xx.xx per USD for its large calendar-2023 Japanese revenue anchor and an explicitly rounded KRW conversion for the smaller Korean budget. ([fred.stlouisfed.org](https://fred.stlouisfed.org/series/AEXJPUS/))
   · Evidence informing the 2024 market-value input; displayed series and growth include calculations: The model uses JPY xx.xx per USD for calendar 2024; small CNY and KRW budgets use disclosed approximate conversion assumptions close to the official annual averages. ([fred.stlouisfed.org](https://fred.stlouisfed.org/series/AEXJPUS/))
   · Evidence informing the 2025 market-value input; displayed series and growth include calculations: The model uses JPY xx.xx per USD for calendar 2025. CNY xx.xx and KRW xx.xx per USD are rounded modeling conventions, not the release's exact observations. ([fred.stlouisfed.org](https://fred.stlouisfed.org/series/AEXJPUS/))

14. SEMI - 2018 Global Semiconductor Equipment Sales Jump to Record USD 64.5 Billion

    · Evidence informing the 2017 market-value input; displayed series and growth include calculations: The association's member-billings release reports xx.xx% growth in total test equipment sales in 2018. Its inverse supplies the 2017 historical proxy; it is not a direct observation of the narrower captured market. ([www1.semi.org](https://www1.semi.org/en/2018-global-semiconductor-equipment-sales-jump-record-xx.xx-billion))

    · Evidence informing the 2018 market-value input; displayed series and growth include calculations: The release reports approximately USD xx.xx of total semiconductor-equipment sales in 2018, used only with the 2019 equipment total as a disclosed broad-cycle proxy. ([www1.semi.org](https://www1.semi.org/en/2018-global-semiconductor-equipment-sales-jump-record-xx.xx-billion))

15. SEMI - 2020 Global Semiconductor Equipment Sales Surge 19% to Industry Record USD 71.2 Billion

    · Evidence informing the 2018 market-value input; displayed series and growth include calculations: The release reports 2019 total equipment billings of USD xx.xx. Relative to the published approximate 2018 total, this supplies a broad-equipment downturn proxy, not an observed SoC/memory tester growth rate. ([semi.org](https://www.semi.org/en/news-media-press/semi-press-releases/annual-global-semiconductor-equipment-sales))

    · Evidence informing the 2019 market-value input; displayed series and growth include calculations: Reported 2020 total-test-equipment growth of xx.xx% supplies the inverse bridge into 2019. ([semi.org](https://www.semi.org/en/news-media-press/semi-press-releases/annual-global-semiconductor-equipment-sales))

    · Evidence informing the 2020 market-value input; displayed series and growth include calculations: The association's member-submitted billings dataset reports xx.xx% total-test-equipment growth in 2020, used as a historical demand-cycle proxy. ([semi.org](https://www.semi.org/en/news-media-press/semi-press-releases/annual-global-semiconductor-equipment-sales))

16. SEMI - 2021 Global Semiconductor Equipment Sales Surge 44% to Industry Record USD 102.6 Billion

    · Evidence informing the 2020 market-value input; displayed series and growth include calculations: Reported total-test-equipment sales growth of xx.xx% in 2021 supports the inverse bridge from the 2021 estimate to 2020. ([semi.org](https://www.semi.org/en/news-media-press-releases/semi-press-releases/2021-global-semiconductor-equipment-sales-surge-xx.xx%xx.xx-to-industry-record-%xx.xx-billion-semi-reports))

    · Evidence informing the 2021 market-value input; displayed series and growth include calculations: The xx.xx% test-equipment increase is a member-billings observation for a broader equipment class, not the final market value returned here. ([semi.org](https://www.semi.org/en/news-media-press-releases/semi-press-releases/2021-global-semiconductor-equipment-sales-surge-xx.xx%xx.xx-to-industry-record-%xx.xx-billion-semi-reports))

17. SEMI - Global Semiconductor Equipment Billings Reach Industry Record USD 107.6 Billion in 2022

    · Evidence informing the 2021 market-value input; displayed series and growth include calculations: The release reports a xx.xx% contraction in total-test-equipment billings in 2022, supporting the inverse historical bridge into 2021. ([semi.org](https://www.semi.org/en/news-media-press-releases/semi-press-releases/global-semiconductor-equipment-billings-reach-industry-record-%xx.xx-billion-in-2022-semi-reports))

18. SEMI - Global Semiconductor Equipment Billings Slip to USD 106.3 Billion in 2023

    · Evidence informing the 2023 market-value input; displayed series and growth include calculations: The xx.xx% broader test-equipment decline supplies a historical-cycle constraint and one small-supplier backcast assumption, not the target-market level. ([semi.org](https://www.semi.org/en/news-media-press-releases/semi-press-releases/global-semiconductor-equipment-billings-slip-to-%xx.xx-billion-in-2023-semi-reports))

19. SEMI - Global Semiconductor Equipment Billings Surged to USD 117 Billion in 2024

    · Evidence informing the 2024 market-value input; displayed series and growth include calculations: Realized total-test-equipment billings increased xx.xx% in 2024. This independently checks the direction and approximate magnitude of the modeled target-market recovery without substituting the broader category for this market. ([semi.org](https://www.semi.org/en/semi-press-release/global-semiconductor-equipment-billings-surged-to-xx.xx-billion-dollars-in-2024-semi-reports))

20. SEMI - Global Semiconductor Equipment Billings Reached USD 135 Billion in 2025

· Evidence informing the 2025 market-value input; displayed series and growth include calculations: The association reports realized total-test-equipment billings growth of xx.xx% in 2025. The modeled target-market increase of approximately xx.xx% is directionally consistent; differing product boundaries prevent an exact reconciliation.
([semi.org](https://www.semi.org/en/SEMI-Reports-Global-Semiconductor-Equipment-Billings-Reached-xx.xx-Billion-in-2025))

21. Advantest - Annual Securities Report and Business Report for the Year Ended March 31, 2026

· Evidence informing the 2025 market-value input; displayed series and growth include calculations: Note xx.xx identifies customer operating leases of semiconductor test systems and JPY xx.xx of future payments receivable at March xx.xx 2025. This establishes a small supplier-specific leasing activity, not annual global leasing revenue.
([advantest.com](https://www.advantest.com/document/en/investors/ir-library/report/IR_SecuritiesandBusinesReport_84th_en.pdf))

· Evidence informing the 2026 market-value input; displayed series and growth include calculations: Future customer lease payments receivable were JPY xx.xx at March xx.xx 2026; disclosed terms were one to three years and noncancelable. These figures qualify any assumption that OEM leasing is necessarily large or offers flexible exit.
([advantest.com](https://www.advantest.com/document/en/investors/ir-library/report/IR_SecuritiesandBusinesReport_84th_en.pdf))

22. Amkor Technology, Inc. - Form 10-K for the Year Ended December 31, 2025

· Evidence informing the 2025 market-value input; displayed series and growth include calculations: Amkor reports 2025 capital expenditures of USD xx.xx versus USD xx.xx in 2024, covering packaging, testing and facilities. The amount is a buyer-spending constraint, not tester-only spending.
([sec.gov](https://www.sec.gov/Archives/edgar/data/xx.xx/xx.xx/amkr-xx.xx.htm))

· Evidence informing the 2026 market-value input; displayed series and growth include calculations: The filing's USD xx.xx-xx.xx 2026 capital-expenditure expectation is primarily increased by Arizona construction. It cannot be treated as an equivalent tester award or annual tester-market increment.
([sec.gov](https://www.sec.gov/Archives/edgar/data/xx.xx/xx.xx/amkr-xx.xx.htm))

· Evidence informing the 2028 market-value input; displayed series and growth include calculations: Standardized tester investment, customer-consigned equipment and equipment-redeployment risks qualify the conversion from announced capacity projects to incremental tester purchases. No project investment is added directly to the 2028 forecast.
([sec.gov](https://www.sec.gov/Archives/edgar/data/xx.xx/xx.xx/amkr-xx.xx.htm))

· Evidence informing the 2029 market-value input; displayed series and growth include calculations: The buyer's broad spending and commitment disclosures support retaining procurement-conversion and reuse uncertainty rather than equating project completion with tester sales.
([sec.gov](https://www.sec.gov/Archives/edgar/data/xx.xx/xx.xx/amkr-xx.xx.htm))

· Evidence informing base-year allocation inputs; displayed values and growth are calculated: Location-specific property and equipment supports geographically distinct buyer pools, not direct annual tester spending.

· Evidence informing forecast-year allocation inputs; displayed values and growth are calculated: Location-specific property and equipment supports geographically distinct buyer pools, not direct annual tester spending.

· Evidence informing base-year allocation inputs; displayed values and growth are calculated: Korea operating assets corroborate local packaging and test activity without equating assets to annual equipment purchases.

23. Intel Corporation - Form 10-K for the Year Ended December 27, 2025

· Evidence informing forecast-year allocation inputs; displayed values and growth are calculated: Discontinued Germany expansion constrains the forecast; no canceled-project tester increment is included.

· Evidence informing forecast-year allocation inputs; displayed values and growth are calculated: Costa Rican consolidation is counterevidence to uniform Latin American equipment expansion.

24. Micron Technology, Inc. - Form 10-K for the Fiscal Year Ended August 28, 2025

· Evidence informing base-year allocation inputs; displayed values and growth are calculated: India's disclosed component assembly/test location supports the base procurement pipeline, not a reported spending amount.

25. Micron - Celebrates Opening of India's First Semiconductor Assembly and Test Facility, February 28, 2026
· Evidence informing forecast-year allocation inputs; displayed values and growth are calculated: Commercial commencement and aggregate shipment expectations support a post-2025 expansion premise; they do not measure tester expenditure.
26. Amkor - Announces Phase 2 of Arizona Advanced Packaging and Test Campus, September 8, 2026
· Evidence informing forecast-year allocation inputs; displayed values and growth are calculated: Phase-two construction and completion expectations support delayed procurement conversion, not a 2025 equipment award.
27. NIST - Appendix: The CHIPS Program Office Vision for Success, Two Years Later, January 2025
· Evidence informing forecast-year allocation inputs; displayed values and growth are calculated: Device-manufacturing and packaging project locations constrain the national expansion opportunity; award ceilings are not tester spending.
28. Chips Joint Undertaking - EU Strengthens Semiconductor Sovereignty with Pilot Lines and Competence Centres, April 2025
· Evidence informing base-year allocation inputs; displayed values and growth are calculated: Selection of xx.xx competence centres across xx.xx countries supports broad research access, not equal local tester purchases.
· Evidence informing forecast-year allocation inputs; displayed values and growth are calculated: Selection of xx.xx competence centres across xx.xx countries supports broad research access, not equal local tester purchases.
29. HT Micron - Quality Management and Brazilian Operating Scope
· Evidence informing base-year allocation inputs; displayed values and growth are calculated: Company disclosure establishes Brazilian semiconductor encapsulation and testing activity, but not tester-only expenditure.
· Evidence informing forecast-year allocation inputs; displayed values and growth are calculated: Company disclosure establishes Brazilian semiconductor encapsulation and testing activity, but not tester-only expenditure.
30. NXP Semiconductors - 2025 Annual Report and Financial Statements
· Evidence informing base-year allocation inputs; displayed values and growth are calculated: Disclosed China back-end activity supports a local equipment-purchaser pool.
· Evidence informing forecast-year allocation inputs; displayed values and growth are calculated: Disclosed China back-end activity supports a local equipment-purchaser pool.
31. Brazil MDIC - Complexo Eletroeletrônico e de Semicondutores
· Evidence informing forecast-year allocation inputs; displayed values and growth are calculated: Brasil Semicon is national policy context; its overview does not establish a particular eligible tester purchase or fiscal benefit.
32. Teradyne - 2025 Annual Report to Shareholders
· Evidence informing base-year allocation inputs; displayed values and growth are calculated: USD xx.xx Auto-Industrial revenue supplies the pre-exclusion pool, not an observed Automotive subtotal. ([investors.teradyne.com](https://investors.teradyne.com/sec-filings/all-sec-filings/content/xx.xx-xx.xx-xx.xx/xx.xx-xx.xx-xx.xx.pdf))
33. Micron Technology - Form 10-K for the Year Ended August 28, 2025
· Evidence informing base-year allocation inputs; displayed values and growth are calculated: The embedded business supplies a bounded activity proxy requiring scope, realization and end-use adjustments. ([s25.q4cdn.com](https://s25.q4cdn.com/xx.xx/files/doc_financials/2025/ar/2025-Form-xx.xx-K.pdf))
34. Semiconductor Industry Association - 2025 Factbook
· Evidence informing base-year allocation inputs; displayed values and growth are calculated: Automotive demand of xx.xx% is reduced for non-SoC exposure in the commercial proxy. ([semiconductors.org](https://www.semiconductors.org/wp-content/uploads/2025/xx.xx/2025-SIA-Factbook-FINAL-xx.xx.pdf))

35. NXP Semiconductors - Form 10-K for the Year Ended December 31, 2025
· Evidence informing base-year allocation inputs; displayed values and growth are calculated: 2025 Automotive revenue of USD xx.xx, down xx.xx%, qualifies assumptions of immediate equipment-demand acceleration. ([sec.gov](https://www.sec.gov/Archives/edgar/data/xx.xx/xx.xx/nxpi-xx.xx.htm))
· Evidence informing forecast-year allocation inputs; displayed values and growth are calculated: 2025 Automotive revenue of USD xx.xx, down xx.xx%, qualifies assumptions of immediate equipment-demand acceleration. ([sec.gov](https://www.sec.gov/Archives/edgar/data/xx.xx/xx.xx/nxpi-xx.xx.htm))
36. NXP Semiconductors - Product Longevity
· Evidence informing forecast-year allocation inputs; displayed values and growth are calculated: Participating products have minimum xx.xx- or xx.xx-year longevity periods; these do not establish tester replacement or support periods. ([nxp.com](https://www.nxp.com/products/nxp-product-information/nxp-product-programs/product-longevity%3APRDCT_LONGEVITY_HM))

10.4. Consumer Electronics

Table 58. Global SoC & Memory Semiconductor Tester Market Size, by Consumer Electronics, by Region, 2017-2040 (USD Million)

Region	2017	2024	2025	2026	2027	2032	2040	CAGR (%)
Africa	xx.xx	xx.xx	xx.xx	xx.xx	xx.xx	xx.xx	xx.xx	xx.xx
Asia-Pacific	xx.xx	xx.xx	xx.xx	xx.xx	xx.xx	xx.xx	xx.xx	xx.xx
Europe	xx.xx	xx.xx	xx.xx	xx.xx	xx.xx	xx.xx	xx.xx	xx.xx
Latin America	xx.xx	xx.xx	xx.xx	xx.xx	xx.xx	xx.xx	xx.xx	xx.xx
Middle East	xx.xx	xx.xx	xx.xx	xx.xx	xx.xx	xx.xx	xx.xx	xx.xx
North America	xx.xx	xx.xx	xx.xx	xx.xx	xx.xx	xx.xx	xx.xx	xx.xx
Total	**xx.xx**	**xx.xx**	**xx.xx**	**xx.xx**	**xx.xx**	**xx.xx**	**xx.xx**	**xx.xx**

Table 59. Global SoC & Memory Semiconductor Tester Market Size, by Consumer Electronics, by Group, 2017-2040 (USD Million)

Group	2017	2024	2025	2026	2027	2032	2040	CAGR (%)
ASEAN	xx.xx	xx.xx	xx.xx	xx.xx	xx.xx	xx.xx	xx.xx	xx.xx
BRICS	xx.xx	xx.xx	xx.xx	xx.xx	xx.xx	xx.xx	xx.xx	xx.xx
European Union	xx.xx	xx.xx	xx.xx	xx.xx	xx.xx	xx.xx	xx.xx	xx.xx
G7	xx.xx	xx.xx	xx.xx	xx.xx	xx.xx	xx.xx	xx.xx	xx.xx
GCC	xx.xx	xx.xx	xx.xx	xx.xx	xx.xx	xx.xx	xx.xx	xx.xx
NATO	xx.xx	xx.xx	xx.xx	xx.xx	xx.xx	xx.xx	xx.xx	xx.xx

Table 60. Global SoC & Memory Semiconductor Tester Market Size, by Consumer Electronics, by Country, 2017-2040 (USD Million)

Country	2017	2024	2025	2026	2027	2032	2040	CAGR (%)
Australia	xx.xx	xx.xx	xx.xx	xx.xx	xx.xx	xx.xx	xx.xx	xx.xx
Brazil	xx.xx	xx.xx	xx.xx	xx.xx	xx.xx	xx.xx	xx.xx	xx.xx
Canada	xx.xx	xx.xx	xx.xx	xx.xx	xx.xx	xx.xx	xx.xx	xx.xx
China	xx.xx	xx.xx	xx.xx	xx.xx	xx.xx	xx.xx	xx.xx	xx.xx
France	xx.xx	xx.xx	xx.xx	xx.xx	xx.xx	xx.xx	xx.xx	xx.xx
Germany	xx.xx	xx.xx	xx.xx	xx.xx	xx.xx	xx.xx	xx.xx	xx.xx
India	xx.xx	xx.xx	xx.xx	xx.xx	xx.xx	xx.xx	xx.xx	xx.xx
Italy	xx.xx	xx.xx	xx.xx	xx.xx	xx.xx	xx.xx	xx.xx	xx.xx
Japan	xx.xx	xx.xx	xx.xx	xx.xx	xx.xx	xx.xx	xx.xx	xx.xx
Mexico	xx.xx	xx.xx	xx.xx	xx.xx	xx.xx	xx.xx	xx.xx	xx.xx
Russia	xx.xx	xx.xx	xx.xx	xx.xx	xx.xx	xx.xx	xx.xx	xx.xx
South Korea	xx.xx	xx.xx	xx.xx	xx.xx	xx.xx	xx.xx	xx.xx	xx.xx
Spain	xx.xx	xx.xx	xx.xx	xx.xx	xx.xx	xx.xx	xx.xx	xx.xx
United Kingdom	xx.xx	xx.xx	xx.xx	xx.xx	xx.xx	xx.xx	xx.xx	xx.xx
United States	xx.xx	xx.xx	xx.xx	xx.xx	xx.xx	xx.xx	xx.xx	xx.xx
Others	xx.xx	xx.xx	xx.xx	xx.xx	xx.xx	xx.xx	xx.xx	xx.xx
Total	**xx.xx**	**xx.xx**	**xx.xx**	**xx.xx**	**xx.xx**	**xx.xx**	**xx.xx**	**xx.xx**

Sources & Evidence

1. What are the End Uses of Semiconductors? - Semiconductor Industry Association

   · Taxonomy evidence: Consumer examples include televisions, gaming consoles and wearables. The page does not resolve health-oriented wearable attribution or equipment-level cross-sector allocations. ([semiconductors.org](https://www.semiconductors.org/semiconductors-xx.xx/what-are-the-end-uses-of-semiconductors/))

   · Taxonomy evidence: Consumer examples include televisions, game consoles, wearables, and SoCs. ([semiconductors.org](https://www.semiconductors.org/semiconductors-xx.xx/what-are-the-end-uses-of-semiconductors/))

2. Semiconductor Market Insights - Subscription to WSTS Data
   - Taxonomy evidence: The detailed consumer definition includes white goods, providing a more specific household-appliance classification anchor than the broad industrial-appliance example on the explanatory webpage. ([semiconductors.org](https://www.semiconductors.org/wp-content/uploads/2025/xx.xx/WSTS-Presentation-Subscription-Oct2024.pdf))
   - Taxonomy evidence: Consumer includes entertainment products, household white goods, cameras, games, and personal wearables. ([semiconductors.org](https://www.semiconductors.org/wp-content/uploads/2025/xx.xx/WSTS-Presentation-Subscription-Oct2024.pdf))
   - Evidence informing base-year allocation inputs; displayed values and growth are calculated: The detailed Consumer definition includes entertainment products, household white goods and personal wearables, supporting consistent end-use attribution. ([semiconductors.org](https://www.semiconductors.org/wp-content/uploads/2025/xx.xx/WSTS-Presentation-Subscription-Oct2024.pdf))
   - Evidence informing forecast-year allocation inputs; displayed values and growth are calculated: The detailed Consumer definition includes entertainment products, household white goods and personal wearables, supporting consistent end-use attribution. ([semiconductors.org](https://www.semiconductors.org/wp-content/uploads/2025/xx.xx/WSTS-Presentation-Subscription-Oct2024.pdf))
3. Advantest - FY2024 Consolidated Financial Results Presentation, April 25, 2025
   - Evidence informing the 2023 market-value input; displayed series and growth include calculations: Quarterly product-revenue disclosures support calendar-2023 totals of JPY xx.xx for SoC testers and JPY xx.xx for memory testers, before modeled scope adjustments. ([advantest.com](https://www.advantest.com/document/en/investors/ir-library/result/JE_BIZ_250425_slide.pdf))
   - Evidence informing the 2024 market-value input; displayed series and growth include calculations: Quarterly product-revenue disclosures support calendar-2024 totals of JPY xx.xx for SoC testers and JPY xx.xx for memory testers; handling, services and system-level testing are disclosed separately. ([advantest.com](https://www.advantest.com/document/en/investors/ir-library/result/JE_BIZ_250425_slide.pdf))
4. Advantest - FY2025 Third Quarter Financial Results Presentation, January 28, 2026
   - Evidence informing the 2025 market-value input; displayed series and growth include calculations: The disclosed January-March 2025 quarter and April-December 2025 quarters produce calendar-2025 SoC tester revenue of JPY xx.xx and memory tester revenue of JPY xx.xx. These are supplier revenues, not a published global market total. ([advantest.com](https://www.advantest.com/document/en/investors/ir-library/result/JE_BIZ_260128_slide.pdf))
   - Evidence informing base-year allocation inputs; displayed values and growth are calculated: Quarterly ship-to records calibrate the Americas destination proxy; equipment scope and regional subdivision remain modeled.
   - Evidence informing base-year allocation inputs; displayed values and growth are calculated: Quarterly Europe destination revenue constrains the European equipment-demand weight.
   - Evidence informing base-year allocation inputs; displayed values and growth are calculated: Country ship-to revenue provides the main calibration for Asia-Pacific concentration.
   - Evidence informing base-year allocation inputs; displayed values and growth are calculated: China deliveries constrain the base country equipment-demand proxy.
   - Evidence informing base-year allocation inputs; displayed values and growth are calculated: Korea deliveries constrain the base country equipment-demand proxy.
   - Evidence informing base-year allocation inputs; displayed values and growth are calculated: Japan deliveries constrain the base country equipment-demand proxy.

5. Advantest - FY2026 First Quarter Financial Results Presentation, July 29, 2026
   · Evidence informing the 2026 market-value input; displayed series and growth include calculations: The presentation reports January-March 2026 SoC/memory revenues of JPY xx.xx/xx.xx and April-June revenues of JPY xx.xx/xx.xx. July guidance forecasts fiscal-2026 SoC/memory revenues of JPY xx.xx/xx.xx and supplies the fiscal-to-calendar bridge. Guidance is not realized revenue. ([advantest.com](https://www.advantest.com/document/en/investors/ir-library/result/JE_BIZ_260729_slide.pdf))
   · Evidence informing the 2040 market-value input; displayed series and growth include calculations: Current equipment revenue and company-specific capacity plans constrain the forecast starting point, not the assumed long-run growth rate or the 2040 result. ([advantest.com](https://www.advantest.com/document/en/investors/ir-library/result/JE_BIZ_260729_slide.pdf))
6. Teradyne, Inc. - Form 10-K for the Year Ended December 31, 2025
   · Evidence informing the 2023 market-value input; displayed series and growth include calculations: The revenue-disaggregation table reports 2023 point-in-time SoC revenue of USD xx.xx and memory revenue of USD xx.xx. Replacement parts require a further modeled deduction. ([investors.teradyne.com](https://investors.teradyne.com/sec-filings/all-sec-filings/content/xx.xx-xx.xx-xx.xx/xx.xx-xx.xx-xx.xx.pdf))
   · Evidence informing the 2024 market-value input; displayed series and growth include calculations: The filing reports 2024 point-in-time SoC revenue of USD xx.xx and memory revenue of USD xx.xx separately from over-time revenue and IST. ([investors.teradyne.com](https://investors.teradyne.com/sec-filings/all-sec-filings/content/xx.xx-xx.xx-xx.xx/xx.xx-xx.xx-xx.xx.pdf))
   · Evidence informing the 2025 market-value input; displayed series and growth include calculations: The filing reports 2025 point-in-time SoC revenue of USD xx.xx and memory revenue of USD xx.xx. Point-in-time recognition includes products and replacement parts and is therefore an equipment proxy rather than an exact complete-system subtotal. ([investors.teradyne.com](https://investors.teradyne.com/sec-filings/all-sec-filings/content/xx.xx-xx.xx-xx.xx/xx.xx-xx.xx-xx.xx.pdf))
   · Evidence informing base-year allocation inputs; displayed values and growth are calculated: Customer-site geography and broader revenue disclosures support the scoped national destination bridge.
   · Evidence informing base-year allocation inputs; displayed values and growth are calculated: Customer-site attribution distinguishes receiving locations from specifying customer headquarters.
   · Evidence informing base-year allocation inputs; displayed values and growth are calculated: Europe revenue requires a substantial modeled exclusion of adjacent businesses and services.
   · Evidence informing base-year allocation inputs; displayed values and growth are calculated: Disclosed Asian customer-site revenues constrain the joint regional proxy.
7. Teradyne, Inc. - Form 10-Q for the Quarterly Period Ended June 28, 2026
   · Evidence informing the 2026 market-value input; displayed series and growth include calculations: First-half 2026 point-in-time revenue was USD xx.xx for SoC and USD xx.xx for memory. Comparable first-half 2025 amounts were USD xx.xx and USD xx.xx independently establishing strong realized growth before the modeled second half. ([investors.teradyne.com](https://investors.teradyne.com/sec-filings/all-sec-filings/content/xx.xx-xx.xx-xx.xx/xx.xx-xx.xx-xx.xx.pdf))

8. Cohu, Inc. - Form 10-K for the Fiscal Year Ended December 27, 2025
   - Evidence informing the 2023 market-value input; displayed series and growth include calculations: Cohu reports 2023 systems-semiconductor test and inspection revenue of USD xx.xx. Only an assumed complete-tester and eligible-device portion enters this market. ([sec.gov](https://www.sec.gov/Archives/edgar/data/xx.xx/xx.xx/cohu20251227_10k.htm))
   - Evidence informing the 2024 market-value input; displayed series and growth include calculations: Cohu reports 2024 systems-semiconductor test and inspection revenue of USD xx.xx separately from non-systems revenue. ([sec.gov](https://www.sec.gov/Archives/edgar/data/xx.xx/xx.xx/cohu20251227_10k.htm))
   - Evidence informing the 2025 market-value input; displayed series and growth include calculations: Cohu reports 2025 systems-semiconductor test and inspection revenue of USD xx.xx. Automation, inspection, interfaces and recurring services prevent attribution of the whole company to SoC testers. ([sec.gov](https://www.sec.gov/Archives/edgar/data/xx.xx/xx.xx/cohu20251227_10k.htm))
   - Evidence informing base-year allocation inputs; displayed values and growth are calculated: Asian destination disclosures provide an independent supplier cross-check on regional concentration.
9. Hangzhou Changchuan Technology Co., Ltd. - 2025 Annual Report
   - Evidence informing the 2024 market-value input; displayed series and growth include calculations: The product table reports 2024 tester revenue of CNY xx.xx, distinct from handlers and other products. Its SoC-eligible portion remains modeled. ([static.cninfo.com.cn](https://static.cninfo.com.cn/finalpage/2026-xx.xx-xx.xx/xx.xx.PDF))
   - Evidence informing the 2025 market-value input; displayed series and growth include calculations: The product table reports 2025 tester revenue of CNY xx.xx. The filing's broader analog and digital portfolio requires a scope adjustment rather than inclusion of all tester revenue. ([static.cninfo.com.cn](https://static.cninfo.com.cn/finalpage/2026-xx.xx-xx.xx/xx.xx.PDF))
10. YC Corporation - Business Report for the Year Ended December 31, 2025
    - Evidence informing the 2023 market-value input; displayed series and growth include calculations: The sales table reports KRW xx.xx for the 2023 memory-wafer-tester, semiconductor-equipment, parts, modification and related category. Complete-equipment attribution requires a deduction. ([kind.krx.co.kr](https://kind.krx.co.kr/external/2026/xx.xx/xx.xx/xx.xx/xx.xx/xx.xx.htm))
    - Evidence informing the 2024 market-value input; displayed series and growth include calculations: The comparable 2024 category revenue is KRW xx.xx, not an independently isolated complete-tester total. ([kind.krx.co.kr](https://kind.krx.co.kr/external/2026/xx.xx/xx.xx/xx.xx/xx.xx/xx.xx.htm))
    - Evidence informing the 2025 market-value input; displayed series and growth include calculations: The comparable 2025 category revenue is KRW xx.xx. Parts, modifications and other equipment remain a material scope uncertainty. ([kind.krx.co.kr](https://kind.krx.co.kr/external/2026/xx.xx/xx.xx/xx.xx/xx.xx/xx.xx.htm))
11. Chroma ESG - About Chroma: 2025 Group Financial and Operating Profile
    - Evidence informing the 2025 market-value input; displayed series and growth include calculations: Chroma's own disclosure states 2025 group consolidated revenue of USD xx.xx. This broad corporate amount constrains, but does not directly measure, its eligible complete-SoC-tester revenue. ([csr.chromaate.com](https://csr.chromaate.com/en/esg-en/green-chroma-en/brand-en))
12. Chroma ESG - Green Revenue and Financial Performance, 2025
    - Evidence informing the 2024 market-value input; displayed series and growth include calculations: Chroma reports 2025 consolidated revenue growth of xx.xx%. The model uses this company growth rate to backcast its small 2024 scoped revenue budget at a constant conversion basis, not as an observed 2024 tester subtotal. ([csr.chromaate.com](https://csr.chromaate.com/en/esg-en/green-chroma-en/green-revenue-en))
    - Evidence informing the 2025 market-value input; displayed series and growth include calculations: The disclosure distinguishes broad measurement products and SLT demand, reinforcing the need to exclude unrelated corporate revenue from the SoC/memory tester estimate. ([csr.chromaate.com](https://csr.chromaate.com/en/esg-en/green-chroma-en/green-revenue-en))

13. Federal Reserve Board - Foreign Exchange Rates, G.5A, January 5, 2026

    · Evidence informing the 2023 market-value input; displayed series and growth include calculations: The official annual-average exchange-rate release supplies the currency-conversion benchmark; the model uses JPY xx.xx per USD for its large calendar-2023 Japanese revenue anchor and an explicitly rounded KRW conversion for the smaller Korean budget. ([fred.stlouisfed.org](https://fred.stlouisfed.org/series/AEXJPUS/))

    · Evidence informing the 2024 market-value input; displayed series and growth include calculations: The model uses JPY xx.xx per USD for calendar 2024; small CNY and KRW budgets use disclosed approximate conversion assumptions close to the official annual averages. ([fred.stlouisfed.org](https://fred.stlouisfed.org/series/AEXJPUS/))

    · Evidence informing the 2025 market-value input; displayed series and growth include calculations: The model uses JPY xx.xx per USD for calendar 2025. CNY xx.xx and KRW xx.xx per USD are rounded modeling conventions, not the release's exact observations. ([fred.stlouisfed.org](https://fred.stlouisfed.org/series/AEXJPUS/))

14. SEMI - 2018 Global Semiconductor Equipment Sales Jump to Record USD 64.5 Billion

    · Evidence informing the 2017 market-value input; displayed series and growth include calculations: The association's member-billings release reports xx.xx% growth in total test equipment sales in 2018. Its inverse supplies the 2017 historical proxy; it is not a direct observation of the narrower captured market. ([www1.semi.org](https://www1.semi.org/en/2018-global-semiconductor-equipment-sales-jump-record-xx.xx-billion))

    · Evidence informing the 2018 market-value input; displayed series and growth include calculations: The release reports approximately USD xx.xx of total semiconductor-equipment sales in 2018, used only with the 2019 equipment total as a disclosed broad-cycle proxy. ([www1.semi.org](https://www1.semi.org/en/2018-global-semiconductor-equipment-sales-jump-record-xx.xx-billion))

15. SEMI - 2020 Global Semiconductor Equipment Sales Surge 19% to Industry Record USD 71.2 Billion

    · Evidence informing the 2018 market-value input; displayed series and growth include calculations: The release reports 2019 total equipment billings of USD xx.xx. Relative to the published approximate 2018 total, this supplies a broad-equipment downturn proxy, not an observed SoC/memory tester growth rate. ([semi.org](https://www.semi.org/en/news-media-press/semi-press-releases/annual-global-semiconductor-equipment-sales))

    · Evidence informing the 2019 market-value input; displayed series and growth include calculations: Reported 2020 total-test-equipment growth of xx.xx% supplies the inverse bridge into 2019. ([semi.org](https://www.semi.org/en/news-media-press/semi-press-releases/annual-global-semiconductor-equipment-sales))

    · Evidence informing the 2020 market-value input; displayed series and growth include calculations: The association's member-submitted billings dataset reports xx.xx% total-test-equipment growth in 2020, used as a historical demand-cycle proxy. ([semi.org](https://www.semi.org/en/news-media-press/semi-press-releases/annual-global-semiconductor-equipment-sales))

16. SEMI - 2021 Global Semiconductor Equipment Sales Surge 44% to Industry Record USD 102.6 Billion

    · Evidence informing the 2020 market-value input; displayed series and growth include calculations: Reported total-test-equipment sales growth of xx.xx% in 2021 supports the inverse bridge from the 2021 estimate to 2020. ([semi.org](https://www.semi.org/en/news-media-press-releases/semi-press-releases/2021-global-semiconductor-equipment-sales-surge-xx.xx%xx.xx-to-industry-record-%xx.xx-billion-semi-reports))

    · Evidence informing the 2021 market-value input; displayed series and growth include calculations: The xx.xx% test-equipment increase is a member-billings observation for a broader equipment class, not the final market value returned here. ([semi.org](https://www.semi.org/en/news-media-press-releases/semi-press-releases/2021-global-semiconductor-equipment-sales-surge-xx.xx%xx.xx-to-industry-record-%xx.xx-billion-semi-reports))

17. SEMI - Global Semiconductor Equipment Billings Reach Industry Record USD 107.6 Billion in 2022

    · Evidence informing the 2021 market-value input; displayed series and growth include calculations: The release reports a xx.xx% contraction in total-test-equipment billings in 2022, supporting the inverse historical bridge into 2021. ([semi.org](https://www.semi.org/en/news-media-press-releases/semi-press-releases/global-semiconductor-equipment-billings-reach-industry-record-%xx.xx-billion-in-2022-semi-reports))

18. SEMI - Global Semiconductor Equipment Billings Slip to USD 106.3 Billion in 2023

· Evidence informing the 2023 market-value input; displayed series and growth include calculations: The xx.xx% broader test-equipment decline supplies a historical-cycle constraint and one small-supplier backcast assumption, not the target-market level.
([semi.org](https://www.semi.org/en/news-media-press-releases/semi-press-releases/global-semiconductor-equipment-billings-slip-to-%xx.xx-billion-in-2023-semi-reports))

19. SEMI - Global Semiconductor Equipment Billings Surged to USD 117 Billion in 2024

· Evidence informing the 2024 market-value input; displayed series and growth include calculations: Realized total-test-equipment billings increased xx.xx% in 2024. This independently checks the direction and approximate magnitude of the modeled target-market recovery without substituting the broader category for this market.
([semi.org](https://www.semi.org/en/semi-press-release/global-semiconductor-equipment-billings-surged-to-xx.xx-billion-dollars-in-2024-semi-reports))

20. SEMI - Global Semiconductor Equipment Billings Reached USD 135 Billion in 2025

· Evidence informing the 2025 market-value input; displayed series and growth include calculations: The association reports realized total-test-equipment billings growth of xx.xx% in 2025. The modeled target-market increase of approximately xx.xx% is directionally consistent; differing product boundaries prevent an exact reconciliation.
([semi.org](https://www.semi.org/en/SEMI-Reports-Global-Semiconductor-Equipment-Billings-Reached-xx.xx-Billion-in-2025))

21. Advantest - Annual Securities Report and Business Report for the Year Ended March 31, 2026

· Evidence informing the 2025 market-value input; displayed series and growth include calculations: Note xx.xx identifies customer operating leases of semiconductor test systems and JPY xx.xx of future payments receivable at March xx.xx 2025. This establishes a small supplier-specific leasing activity, not annual global leasing revenue.
([advantest.com](https://www.advantest.com/document/en/investors/ir-library/report/IR_SecuritiesandBusinesReport_84th_en.pdf))

· Evidence informing the 2026 market-value input; displayed series and growth include calculations: Future customer lease payments receivable were JPY xx.xx at March xx.xx 2026; disclosed terms were one to three years and noncancelable. These figures qualify any assumption that OEM leasing is necessarily large or offers flexible exit.
([advantest.com](https://www.advantest.com/document/en/investors/ir-library/report/IR_SecuritiesandBusinesReport_84th_en.pdf))

22. Amkor Technology, Inc. - Form 10-K for the Year Ended December 31, 2025
    - Evidence informing the 2025 market-value input; displayed series and growth include calculations: Amkor reports 2025 capital expenditures of USD xx.xx versus USD xx.xx in 2024, covering packaging, testing and facilities. The amount is a buyer-spending constraint, not tester-only spending. ([sec.gov](https://www.sec.gov/Archives/edgar/data/xx.xx/xx.xx/amkr-xx.xx.htm))
    - Evidence informing the 2026 market-value input; displayed series and growth include calculations: The filing's USD xx.xx-xx.xx 2026 capital-expenditure expectation is primarily increased by Arizona construction. It cannot be treated as an equivalent tester award or annual tester-market increment. ([sec.gov](https://www.sec.gov/Archives/edgar/data/xx.xx/xx.xx/amkr-xx.xx.htm))
    - Evidence informing the 2028 market-value input; displayed series and growth include calculations: Standardized tester investment, customer-consigned equipment and equipment-redeployment risks qualify the conversion from announced capacity projects to incremental tester purchases. No project investment is added directly to the 2028 forecast. ([sec.gov](https://www.sec.gov/Archives/edgar/data/xx.xx/xx.xx/amkr-xx.xx.htm))
    - Evidence informing the 2029 market-value input; displayed series and growth include calculations: The buyer's broad spending and commitment disclosures support retaining procurement-conversion and reuse uncertainty rather than equating project completion with tester sales. ([sec.gov](https://www.sec.gov/Archives/edgar/data/xx.xx/xx.xx/amkr-xx.xx.htm))
    - Evidence informing base-year allocation inputs; displayed values and growth are calculated: Location-specific property and equipment supports geographically distinct buyer pools, not direct annual tester spending.
    - Evidence informing forecast-year allocation inputs; displayed values and growth are calculated: Location-specific property and equipment supports geographically distinct buyer pools, not direct annual tester spending.
    - Evidence informing base-year allocation inputs; displayed values and growth are calculated: Korea operating assets corroborate local packaging and test activity without equating assets to annual equipment purchases.
    - Evidence informing base-year allocation inputs; displayed values and growth are calculated: Approximately xx.xx% Consumer sales provide a buyer-specific countercheck; shared-platform practices do not quantify accepted redeployment or new equipment orders. ([sec.gov](https://www.sec.gov/Archives/edgar/data/xx.xx/xx.xx/amkr-xx.xx.htm))
    - Evidence informing forecast-year allocation inputs; displayed values and growth are calculated: Approximately xx.xx% Consumer sales provide a buyer-specific countercheck; shared-platform practices do not quantify accepted redeployment or new equipment orders. ([sec.gov](https://www.sec.gov/Archives/edgar/data/xx.xx/xx.xx/amkr-xx.xx.htm))
23. Intel Corporation - Form 10-K for the Year Ended December 27, 2025
    - Evidence informing forecast-year allocation inputs; displayed values and growth are calculated: Discontinued Germany expansion constrains the forecast; no canceled-project tester increment is included.
    - Evidence informing forecast-year allocation inputs; displayed values and growth are calculated: Costa Rican consolidation is counterevidence to uniform Latin American equipment expansion.
24. Micron Technology, Inc. - Form 10-K for the Fiscal Year Ended August 28, 2025
    - Evidence informing base-year allocation inputs; displayed values and growth are calculated: India's disclosed component assembly/test location supports the base procurement pipeline, not a reported spending amount.
25. Micron - Celebrates Opening of India's First Semiconductor Assembly and Test Facility, February 28, 2026
    - Evidence informing forecast-year allocation inputs; displayed values and growth are calculated: Commercial commencement and aggregate shipment expectations support a post-2025 expansion premise; they do not measure tester expenditure.
26. Amkor - Announces Phase 2 of Arizona Advanced Packaging and Test Campus, September 8, 2026
    - Evidence informing forecast-year allocation inputs; displayed values and growth are calculated: Phase-two construction and completion expectations support delayed procurement conversion, not a 2025 equipment award.
27. NIST - Appendix: The CHIPS Program Office Vision for Success, Two Years Later, January 2025
    - Evidence informing forecast-year allocation inputs; displayed values and growth are calculated: Device-manufacturing and packaging project locations constrain the national expansion opportunity; award ceilings are not tester spending.

28. Chips Joint Undertaking - EU Strengthens Semiconductor Sovereignty with Pilot Lines and Competence Centres, April 2025
    - Evidence informing base-year allocation inputs; displayed values and growth are calculated: Selection of xx.xx competence centres across xx.xx countries supports broad research access, not equal local tester purchases.
    - Evidence informing forecast-year allocation inputs; displayed values and growth are calculated: Selection of xx.xx competence centres across xx.xx countries supports broad research access, not equal local tester purchases.
29. HT Micron - Quality Management and Brazilian Operating Scope
    - Evidence informing base-year allocation inputs; displayed values and growth are calculated: Company disclosure establishes Brazilian semiconductor encapsulation and testing activity, but not tester-only expenditure.
    - Evidence informing forecast-year allocation inputs; displayed values and growth are calculated: Company disclosure establishes Brazilian semiconductor encapsulation and testing activity, but not tester-only expenditure.
30. NXP Semiconductors - 2025 Annual Report and Financial Statements
    - Evidence informing base-year allocation inputs; displayed values and growth are calculated: Disclosed China back-end activity supports a local equipment-purchaser pool.
    - Evidence informing forecast-year allocation inputs; displayed values and growth are calculated: Disclosed China back-end activity supports a local equipment-purchaser pool.
31. Brazil MDIC - Complexo Eletroeletrônico e de Semicondutores
    - Evidence informing forecast-year allocation inputs; displayed values and growth are calculated: Brasil Semicon is national policy context; its overview does not establish a particular eligible tester purchase or fiscal benefit.
32. Teradyne - 2025 Annual Report to Shareholders
    - Evidence informing base-year allocation inputs; displayed values and growth are calculated: Published application buckets constrain the budget, but the consumer carve-out is an explicit attribution assumption. ([investors.teradyne.com](https://investors.teradyne.com/sec-filings/all-sec-filings/content/xx.xx-xx.xx-xx.xx/xx.xx-xx.xx-xx.xx.pdf))
33. Micron Technology - Form 10-K for the Year Ended August 28, 2025
    - Evidence informing base-year allocation inputs; displayed values and growth are calculated: USD xx.xx Automotive and Embedded revenue constrains the modeled consumer-memory tail. ([s25.q4cdn.com](https://s25.q4cdn.com/xx.xx/files/doc_financials/2025/ar/2025-Form-xx.xx-K.pdf))
34. Semiconductor Industry Association - 2025 Factbook
    - Evidence informing base-year allocation inputs; displayed values and growth are calculated: Consumer semiconductor demand of xx.xx% anchors the adjusted minor-application weights. ([semiconductors.org](https://www.semiconductors.org/wp-content/uploads/2025/xx.xx/2025-SIA-Factbook-FINAL-xx.xx.pdf))

10.5. Industrial Electronics

Table 61. Global SoC & Memory Semiconductor Tester Market Size, by Industrial Electronics, by Region, 2017-2040 (USD Million)

Region	2017	2024	2025	2026	2027	2032	2040	CAGR (%)
Africa	xx.xx	xx.xx	xx.xx	xx.xx	xx.xx	xx.xx	xx.xx	xx.xx
Asia-Pacific	xx.xx	xx.xx	xx.xx	xx.xx	xx.xx	xx.xx	xx.xx	xx.xx
Europe	xx.xx	xx.xx	xx.xx	xx.xx	xx.xx	xx.xx	xx.xx	xx.xx
Latin America	xx.xx	xx.xx	xx.xx	xx.xx	xx.xx	xx.xx	xx.xx	xx.xx
Middle East	xx.xx	xx.xx	xx.xx	xx.xx	xx.xx	xx.xx	xx.xx	xx.xx
North America	xx.xx	xx.xx	xx.xx	xx.xx	xx.xx	xx.xx	xx.xx	xx.xx
Total	**xx.xx**	**xx.xx**	**xx.xx**	**xx.xx**	**xx.xx**	**xx.xx**	**xx.xx**	**xx.xx**

Table 62. Global SoC & Memory Semiconductor Tester Market Size, by Industrial Electronics, by Group, 2017-2040 (USD Million)

Group	2017	2024	2025	2026	2027	2032	2040	CAGR (%)
ASEAN	xx.xx	xx.xx	xx.xx	xx.xx	xx.xx	xx.xx	xx.xx	xx.xx
BRICS	xx.xx	xx.xx	xx.xx	xx.xx	xx.xx	xx.xx	xx.xx	xx.xx
European Union	xx.xx	xx.xx	xx.xx	xx.xx	xx.xx	xx.xx	xx.xx	xx.xx
G7	xx.xx	xx.xx	xx.xx	xx.xx	xx.xx	xx.xx	xx.xx	xx.xx
GCC	xx.xx	xx.xx	xx.xx	xx.xx	xx.xx	xx.xx	xx.xx	xx.xx
NATO	xx.xx	xx.xx	xx.xx	xx.xx	xx.xx	xx.xx	xx.xx	xx.xx

Table 63. Global SoC & Memory Semiconductor Tester Market Size, by Industrial Electronics, by Country, 2017-2040 (USD Million)

Country	2017	2024	2025	2026	2027	2032	2040	CAGR (%)
Australia	xx.xx	xx.xx	xx.xx	xx.xx	xx.xx	xx.xx	xx.xx	xx.xx
Brazil	xx.xx	xx.xx	xx.xx	xx.xx	xx.xx	xx.xx	xx.xx	xx.xx
Canada	xx.xx	xx.xx	xx.xx	xx.xx	xx.xx	xx.xx	xx.xx	xx.xx
China	xx.xx	xx.xx	xx.xx	xx.xx	xx.xx	xx.xx	xx.xx	xx.xx
France	xx.xx	xx.xx	xx.xx	xx.xx	xx.xx	xx.xx	xx.xx	xx.xx
Germany	xx.xx	xx.xx	xx.xx	xx.xx	xx.xx	xx.xx	xx.xx	xx.xx
India	xx.xx	xx.xx	xx.xx	xx.xx	xx.xx	xx.xx	xx.xx	xx.xx
Italy	xx.xx	xx.xx	xx.xx	xx.xx	xx.xx	xx.xx	xx.xx	xx.xx
Japan	xx.xx	xx.xx	xx.xx	xx.xx	xx.xx	xx.xx	xx.xx	xx.xx
Mexico	xx.xx	xx.xx	xx.xx	xx.xx	xx.xx	xx.xx	xx.xx	xx.xx
Russia	xx.xx	xx.xx	xx.xx	xx.xx	xx.xx	xx.xx	xx.xx	xx.xx
South Korea	xx.xx	xx.xx	xx.xx	xx.xx	xx.xx	xx.xx	xx.xx	xx.xx
Spain	xx.xx	xx.xx	xx.xx	xx.xx	xx.xx	xx.xx	xx.xx	xx.xx
United Kingdom	xx.xx	xx.xx	xx.xx	xx.xx	xx.xx	xx.xx	xx.xx	xx.xx
United States	xx.xx	xx.xx	xx.xx	xx.xx	xx.xx	xx.xx	xx.xx	xx.xx
Others	xx.xx	xx.xx	xx.xx	xx.xx	xx.xx	xx.xx	xx.xx	xx.xx
Total	**xx.xx**	**xx.xx**	**xx.xx**	**xx.xx**	**xx.xx**	**xx.xx**	**xx.xx**	**xx.xx**

Sources & Evidence

1. What are the End Uses of Semiconductors? - Semiconductor Industry Association

   · Taxonomy evidence: Industrial examples include appliances without a household-versus-professional distinction. This broad example does not settle the detailed consumer/industrial boundary. ([semiconductors.org](https://www.semiconductors.org/semiconductors-xx.xx/what-are-the-end-uses-of-semiconductors/))

   · Taxonomy evidence: Industrial is an explicit end-use category with factory-automation examples; its broad appliance examples require the detailed product-function rule used here. ([semiconductors.org](https://www.semiconductors.org/semiconductors-xx.xx/what-are-the-end-uses-of-semiconductors/))

2. Semiconductor Market Insights - Subscription to WSTS Data
   · Taxonomy evidence: Industrial includes professional test, control, measurement, and power-supply applications. ([semiconductors.org](https://www.semiconductors.org/wp-content/uploads/2025/xx.xx/WSTS-Presentation-Subscription-Oct2024.pdf))
   · Evidence informing base-year allocation inputs; displayed values and growth are calculated: Industrial includes professional test, control and measuring equipment, distinguishing it from household consumer equipment. ([semiconductors.org](https://www.semiconductors.org/wp-content/uploads/2025/xx.xx/WSTS-Presentation-Subscription-Oct2024.pdf))
   · Evidence informing forecast-year allocation inputs; displayed values and growth are calculated: Industrial includes professional test, control and measuring equipment, distinguishing it from household consumer equipment. ([semiconductors.org](https://www.semiconductors.org/wp-content/uploads/2025/xx.xx/WSTS-Presentation-Subscription-Oct2024.pdf))
3. Advantest - FY2024 Consolidated Financial Results Presentation, April 25, 2025
   · Evidence informing the 2023 market-value input; displayed series and growth include calculations: Quarterly product-revenue disclosures support calendar-2023 totals of JPY xx.xx for SoC testers and JPY xx.xx for memory testers, before modeled scope adjustments. ([advantest.com](https://www.advantest.com/document/en/investors/ir-library/result/JE_BIZ_250425_slide.pdf))
   · Evidence informing the 2024 market-value input; displayed series and growth include calculations: Quarterly product-revenue disclosures support calendar-2024 totals of JPY xx.xx for SoC testers and JPY xx.xx for memory testers; handling, services and system-level testing are disclosed separately. ([advantest.com](https://www.advantest.com/document/en/investors/ir-library/result/JE_BIZ_250425_slide.pdf))
4. Advantest - FY2025 Third Quarter Financial Results Presentation, January 28, 2026
   · Evidence informing the 2025 market-value input; displayed series and growth include calculations: The disclosed January-March 2025 quarter and April-December 2025 quarters produce calendar-2025 SoC tester revenue of JPY xx.xx and memory tester revenue of JPY xx.xx. These are supplier revenues, not a published global market total. ([advantest.com](https://www.advantest.com/document/en/investors/ir-library/result/JE_BIZ_260128_slide.pdf))
   · Evidence informing base-year allocation inputs; displayed values and growth are calculated: Quarterly ship-to records calibrate the Americas destination proxy; equipment scope and regional subdivision remain modeled.
   · Evidence informing base-year allocation inputs; displayed values and growth are calculated: Quarterly Europe destination revenue constrains the European equipment-demand weight.
   · Evidence informing base-year allocation inputs; displayed values and growth are calculated: Country ship-to revenue provides the main calibration for Asia-Pacific concentration.
   · Evidence informing base-year allocation inputs; displayed values and growth are calculated: China deliveries constrain the base country equipment-demand proxy.
   · Evidence informing base-year allocation inputs; displayed values and growth are calculated: Korea deliveries constrain the base country equipment-demand proxy.
   · Evidence informing base-year allocation inputs; displayed values and growth are calculated: Japan deliveries constrain the base country equipment-demand proxy.

5. Advantest - FY2026 First Quarter Financial Results Presentation, July 29, 2026
   - Evidence informing the 2026 market-value input; displayed series and growth include calculations: The presentation reports January-March 2026 SoC/memory revenues of JPY xx.xx/xx.xx and April-June revenues of JPY xx.xx/xx.xx. July guidance forecasts fiscal-2026 SoC/memory revenues of JPY xx.xx/xx.xx and supplies the fiscal-to-calendar bridge. Guidance is not realized revenue. ([advantest.com](https://www.advantest.com/document/en/investors/ir-library/result/JE_BIZ_260729_slide.pdf))
   - Evidence informing the 2040 market-value input; displayed series and growth include calculations: Current equipment revenue and company-specific capacity plans constrain the forecast starting point, not the assumed long-run growth rate or the 2040 result. ([advantest.com](https://www.advantest.com/document/en/investors/ir-library/result/JE_BIZ_260729_slide.pdf))
6. Teradyne, Inc. - Form 10-K for the Year Ended December 31, 2025
   - Evidence informing the 2023 market-value input; displayed series and growth include calculations: The revenue-disaggregation table reports 2023 point-in-time SoC revenue of USD xx.xx and memory revenue of USD xx.xx. Replacement parts require a further modeled deduction. ([investors.teradyne.com](https://investors.teradyne.com/sec-filings/all-sec-filings/content/xx.xx-xx.xx-xx.xx/xx.xx-xx.xx-xx.xx.pdf))
   - Evidence informing the 2024 market-value input; displayed series and growth include calculations: The filing reports 2024 point-in-time SoC revenue of USD xx.xx and memory revenue of USD xx.xx separately from over-time revenue and IST. ([investors.teradyne.com](https://investors.teradyne.com/sec-filings/all-sec-filings/content/xx.xx-xx.xx-xx.xx/xx.xx-xx.xx-xx.xx.pdf))
   - Evidence informing the 2025 market-value input; displayed series and growth include calculations: The filing reports 2025 point-in-time SoC revenue of USD xx.xx and memory revenue of USD xx.xx. Point-in-time recognition includes products and replacement parts and is therefore an equipment proxy rather than an exact complete-system subtotal. ([investors.teradyne.com](https://investors.teradyne.com/sec-filings/all-sec-filings/content/xx.xx-xx.xx-xx.xx/xx.xx-xx.xx-xx.xx.pdf))
   - Evidence informing base-year allocation inputs; displayed values and growth are calculated: Customer-site geography and broader revenue disclosures support the scoped national destination bridge.
   - Evidence informing base-year allocation inputs; displayed values and growth are calculated: Customer-site attribution distinguishes receiving locations from specifying customer headquarters.
   - Evidence informing base-year allocation inputs; displayed values and growth are calculated: Europe revenue requires a substantial modeled exclusion of adjacent businesses and services.
   - Evidence informing base-year allocation inputs; displayed values and growth are calculated: Disclosed Asian customer-site revenues constrain the joint regional proxy.
7. Teradyne, Inc. - Form 10-Q for the Quarterly Period Ended June 28, 2026
   - Evidence informing the 2026 market-value input; displayed series and growth include calculations: First-half 2026 point-in-time revenue was USD xx.xx for SoC and USD xx.xx for memory. Comparable first-half 2025 amounts were USD xx.xx and USD xx.xx independently establishing strong realized growth before the modeled second half. ([investors.teradyne.com](https://investors.teradyne.com/sec-filings/all-sec-filings/content/xx.xx-xx.xx-xx.xx/xx.xx-xx.xx-xx.xx.pdf))

8. Cohu, Inc. - Form 10-K for the Fiscal Year Ended December 27, 2025
   - Evidence informing the 2023 market-value input; displayed series and growth include calculations: Cohu reports 2023 systems-semiconductor test and inspection revenue of USD xx.xx. Only an assumed complete-tester and eligible-device portion enters this market. ([sec.gov](https://www.sec.gov/Archives/edgar/data/xx.xx/xx.xx/cohu20251227_10k.htm))
   - Evidence informing the 2024 market-value input; displayed series and growth include calculations: Cohu reports 2024 systems-semiconductor test and inspection revenue of USD xx.xx separately from non-systems revenue. ([sec.gov](https://www.sec.gov/Archives/edgar/data/xx.xx/xx.xx/cohu20251227_10k.htm))
   - Evidence informing the 2025 market-value input; displayed series and growth include calculations: Cohu reports 2025 systems-semiconductor test and inspection revenue of USD xx.xx. Automation, inspection, interfaces and recurring services prevent attribution of the whole company to SoC testers. ([sec.gov](https://www.sec.gov/Archives/edgar/data/xx.xx/xx.xx/cohu20251227_10k.htm))
   - Evidence informing base-year allocation inputs; displayed values and growth are calculated: Asian destination disclosures provide an independent supplier cross-check on regional concentration.
9. Hangzhou Changchuan Technology Co., Ltd. - 2025 Annual Report
   - Evidence informing the 2024 market-value input; displayed series and growth include calculations: The product table reports 2024 tester revenue of CNY xx.xx, distinct from handlers and other products. Its SoC-eligible portion remains modeled. ([static.cninfo.com.cn](https://static.cninfo.com.cn/finalpage/2026-xx.xx-xx.xx/xx.xx.PDF))
   - Evidence informing the 2025 market-value input; displayed series and growth include calculations: The product table reports 2025 tester revenue of CNY xx.xx. The filing's broader analog and digital portfolio requires a scope adjustment rather than inclusion of all tester revenue. ([static.cninfo.com.cn](https://static.cninfo.com.cn/finalpage/2026-xx.xx-xx.xx/xx.xx.PDF))
10. YC Corporation - Business Report for the Year Ended December 31, 2025
    - Evidence informing the 2023 market-value input; displayed series and growth include calculations: The sales table reports KRW xx.xx for the 2023 memory-wafer-tester, semiconductor-equipment, parts, modification and related category. Complete-equipment attribution requires a deduction. ([kind.krx.co.kr](https://kind.krx.co.kr/external/2026/xx.xx/xx.xx/xx.xx/xx.xx/xx.xx.htm))
    - Evidence informing the 2024 market-value input; displayed series and growth include calculations: The comparable 2024 category revenue is KRW xx.xx, not an independently isolated complete-tester total. ([kind.krx.co.kr](https://kind.krx.co.kr/external/2026/xx.xx/xx.xx/xx.xx/xx.xx/xx.xx.htm))
    - Evidence informing the 2025 market-value input; displayed series and growth include calculations: The comparable 2025 category revenue is KRW xx.xx. Parts, modifications and other equipment remain a material scope uncertainty. ([kind.krx.co.kr](https://kind.krx.co.kr/external/2026/xx.xx/xx.xx/xx.xx/xx.xx/xx.xx.htm))
11. Chroma ESG - About Chroma: 2025 Group Financial and Operating Profile
    - Evidence informing the 2025 market-value input; displayed series and growth include calculations: Chroma's own disclosure states 2025 group consolidated revenue of USD xx.xx. This broad corporate amount constrains, but does not directly measure, its eligible complete-SoC-tester revenue. ([csr.chromaate.com](https://csr.chromaate.com/en/esg-en/green-chroma-en/brand-en))
12. Chroma ESG - Green Revenue and Financial Performance, 2025
    - Evidence informing the 2024 market-value input; displayed series and growth include calculations: Chroma reports 2025 consolidated revenue growth of xx.xx%. The model uses this company growth rate to backcast its small 2024 scoped revenue budget at a constant conversion basis, not as an observed 2024 tester subtotal. ([csr.chromaate.com](https://csr.chromaate.com/en/esg-en/green-chroma-en/green-revenue-en))
    - Evidence informing the 2025 market-value input; displayed series and growth include calculations: The disclosure distinguishes broad measurement products and SLT demand, reinforcing the need to exclude unrelated corporate revenue from the SoC/memory tester estimate. ([csr.chromaate.com](https://csr.chromaate.com/en/esg-en/green-chroma-en/green-revenue-en))

13. Federal Reserve Board - Foreign Exchange Rates, G.5A, January 5, 2026

- Evidence informing the 2023 market-value input; displayed series and growth include calculations: The official annual-average exchange-rate release supplies the currency-conversion benchmark; the model uses JPY xx.xx per USD for its large calendar-2023 Japanese revenue anchor and an explicitly rounded KRW conversion for the smaller Korean budget. ([fred.stlouisfed.org](https://fred.stlouisfed.org/series/AEXJPUS/))
- Evidence informing the 2024 market-value input; displayed series and growth include calculations: The model uses JPY xx.xx per USD for calendar 2024; small CNY and KRW budgets use disclosed approximate conversion assumptions close to the official annual averages. ([fred.stlouisfed.org](https://fred.stlouisfed.org/series/AEXJPUS/))
- Evidence informing the 2025 market-value input; displayed series and growth include calculations: The model uses JPY xx.xx per USD for calendar 2025. CNY xx.xx and KRW xx.xx per USD are rounded modeling conventions, not the release's exact observations. ([fred.stlouisfed.org](https://fred.stlouisfed.org/series/AEXJPUS/))

14. SEMI - 2018 Global Semiconductor Equipment Sales Jump to Record USD 64.5 Billion

- Evidence informing the 2017 market-value input; displayed series and growth include calculations: The association's member-billings release reports xx.xx% growth in total test equipment sales in 2018. Its inverse supplies the 2017 historical proxy; it is not a direct observation of the narrower captured market. ([www1.semi.org](https://www1.semi.org/en/2018-global-semiconductor-equipment-sales-jump-record-xx.xx-billion))
- Evidence informing the 2018 market-value input; displayed series and growth include calculations: The release reports approximately USD xx.xx of total semiconductor-equipment sales in 2018, used only with the 2019 equipment total as a disclosed broad-cycle proxy. ([www1.semi.org](https://www1.semi.org/en/2018-global-semiconductor-equipment-sales-jump-record-xx.xx-billion))

15. SEMI - 2020 Global Semiconductor Equipment Sales Surge 19% to Industry Record USD 71.2 Billion

- Evidence informing the 2018 market-value input; displayed series and growth include calculations: The release reports 2019 total equipment billings of USD xx.xx. Relative to the published approximate 2018 total, this supplies a broad-equipment downturn proxy, not an observed SoC/memory tester growth rate. ([semi.org](https://www.semi.org/en/news-media-press/semi-press-releases/annual-global-semiconductor-equipment-sales))
- Evidence informing the 2019 market-value input; displayed series and growth include calculations: Reported 2020 total-test-equipment growth of xx.xx% supplies the inverse bridge into 2019. ([semi.org](https://www.semi.org/en/news-media-press/semi-press-releases/annual-global-semiconductor-equipment-sales))
- Evidence informing the 2020 market-value input; displayed series and growth include calculations: The association's member-submitted billings dataset reports xx.xx% total-test-equipment growth in 2020, used as a historical demand-cycle proxy. ([semi.org](https://www.semi.org/en/news-media-press/semi-press-releases/annual-global-semiconductor-equipment-sales))

16. SEMI - 2021 Global Semiconductor Equipment Sales Surge 44% to Industry Record USD 102.6 Billion

- Evidence informing the 2020 market-value input; displayed series and growth include calculations: Reported total-test-equipment sales growth of xx.xx% in 2021 supports the inverse bridge from the 2021 estimate to 2020. ([semi.org](https://www.semi.org/en/news-media-press-releases/semi-press-releases/2021-global-semiconductor-equipment-sales-surge-xx.xx%xx.xx-to-industry-record-%xx.xx-billion-semi-reports))
- Evidence informing the 2021 market-value input; displayed series and growth include calculations: The xx.xx% test-equipment increase is a member-billings observation for a broader equipment class, not the final market value returned here. ([semi.org](https://www.semi.org/en/news-media-press-releases/semi-press-releases/2021-global-semiconductor-equipment-sales-surge-xx.xx%xx.xx-to-industry-record-%xx.xx-billion-semi-reports))

17. SEMI - Global Semiconductor Equipment Billings Reach Industry Record USD 107.6 Billion in 2022

- Evidence informing the 2021 market-value input; displayed series and growth include calculations: The release reports a xx.xx% contraction in total-test-equipment billings in 2022, supporting the inverse historical bridge into 2021. ([semi.org](https://www.semi.org/en/news-media-press-releases/semi-press-releases/global-semiconductor-equipment-billings-reach-industry-record-%xx.xx-billion-in-2022-semi-reports))

18. SEMI - Global Semiconductor Equipment Billings Slip to USD 106.3 Billion in 2023

· Evidence informing the 2023 market-value input; displayed series and growth include calculations: The xx.xx% broader test-equipment decline supplies a historical-cycle constraint and one small-supplier backcast assumption, not the target-market level.
([semi.org](https://www.semi.org/en/news-media-press-releases/semi-press-releases/global-semiconductor-equipment-billings-slip-to-%xx.xx-billion-in-2023-semi-reports))

19. SEMI - Global Semiconductor Equipment Billings Surged to USD 117 Billion in 2024

· Evidence informing the 2024 market-value input; displayed series and growth include calculations: Realized total-test-equipment billings increased xx.xx% in 2024. This independently checks the direction and approximate magnitude of the modeled target-market recovery without substituting the broader category for this market.
([semi.org](https://www.semi.org/en/semi-press-release/global-semiconductor-equipment-billings-surged-to-xx.xx-billion-dollars-in-2024-semi-reports))

20. SEMI - Global Semiconductor Equipment Billings Reached USD 135 Billion in 2025

· Evidence informing the 2025 market-value input; displayed series and growth include calculations: The association reports realized total-test-equipment billings growth of xx.xx% in 2025. The modeled target-market increase of approximately xx.xx% is directionally consistent; differing product boundaries prevent an exact reconciliation.
([semi.org](https://www.semi.org/en/SEMI-Reports-Global-Semiconductor-Equipment-Billings-Reached-xx.xx-Billion-in-2025))

21. Advantest - Annual Securities Report and Business Report for the Year Ended March 31, 2026

· Evidence informing the 2025 market-value input; displayed series and growth include calculations: Note xx.xx identifies customer operating leases of semiconductor test systems and JPY xx.xx of future payments receivable at March xx.xx 2025. This establishes a small supplier-specific leasing activity, not annual global leasing revenue.
([advantest.com](https://www.advantest.com/document/en/investors/ir-library/report/IR_SecuritiesandBusinesReport_84th_en.pdf))

· Evidence informing the 2026 market-value input; displayed series and growth include calculations: Future customer lease payments receivable were JPY xx.xx at March xx.xx 2026; disclosed terms were one to three years and noncancelable. These figures qualify any assumption that OEM leasing is necessarily large or offers flexible exit.
([advantest.com](https://www.advantest.com/document/en/investors/ir-library/report/IR_SecuritiesandBusinesReport_84th_en.pdf))

22. Amkor Technology, Inc. - Form 10-K for the Year Ended December 31, 2025
    - Evidence informing the 2025 market-value input; displayed series and growth include calculations: Amkor reports 2025 capital expenditures of USD xx.xx versus USD xx.xx in 2024, covering packaging, testing and facilities. The amount is a buyer-spending constraint, not tester-only spending. ([sec.gov](https://www.sec.gov/Archives/edgar/data/xx.xx/xx.xx/amkr-xx.xx.htm))
    - Evidence informing the 2026 market-value input; displayed series and growth include calculations: The filing's USD xx.xx-xx.xx 2026 capital-expenditure expectation is primarily increased by Arizona construction. It cannot be treated as an equivalent tester award or annual tester-market increment. ([sec.gov](https://www.sec.gov/Archives/edgar/data/xx.xx/xx.xx/amkr-xx.xx.htm))
    - Evidence informing the 2028 market-value input; displayed series and growth include calculations: Standardized tester investment, customer-consigned equipment and equipment-redeployment risks qualify the conversion from announced capacity projects to incremental tester purchases. No project investment is added directly to the 2028 forecast. ([sec.gov](https://www.sec.gov/Archives/edgar/data/xx.xx/xx.xx/amkr-xx.xx.htm))
    - Evidence informing the 2029 market-value input; displayed series and growth include calculations: The buyer's broad spending and commitment disclosures support retaining procurement-conversion and reuse uncertainty rather than equating project completion with tester sales. ([sec.gov](https://www.sec.gov/Archives/edgar/data/xx.xx/xx.xx/amkr-xx.xx.htm))
    - Evidence informing base-year allocation inputs; displayed values and growth are calculated: Location-specific property and equipment supports geographically distinct buyer pools, not direct annual tester spending.
    - Evidence informing forecast-year allocation inputs; displayed values and growth are calculated: Location-specific property and equipment supports geographically distinct buyer pools, not direct annual tester spending.
    - Evidence informing base-year allocation inputs; displayed values and growth are calculated: Korea operating assets corroborate local packaging and test activity without equating assets to annual equipment purchases.
23. Intel Corporation - Form 10-K for the Year Ended December 27, 2025
    - Evidence informing forecast-year allocation inputs; displayed values and growth are calculated: Discontinued Germany expansion constrains the forecast; no canceled-project tester increment is included.
    - Evidence informing forecast-year allocation inputs; displayed values and growth are calculated: Costa Rican consolidation is counterevidence to uniform Latin American equipment expansion.
24. Micron Technology, Inc. - Form 10-K for the Fiscal Year Ended August 28, 2025
    - Evidence informing base-year allocation inputs; displayed values and growth are calculated: India's disclosed component assembly/test location supports the base procurement pipeline, not a reported spending amount.
25. Micron - Celebrates Opening of India's First Semiconductor Assembly and Test Facility, February 28, 2026
    - Evidence informing forecast-year allocation inputs; displayed values and growth are calculated: Commercial commencement and aggregate shipment expectations support a post-2025 expansion premise; they do not measure tester expenditure.
26. Amkor - Announces Phase 2 of Arizona Advanced Packaging and Test Campus, September 8, 2026
    - Evidence informing forecast-year allocation inputs; displayed values and growth are calculated: Phase-two construction and completion expectations support delayed procurement conversion, not a 2025 equipment award.
27. NIST - Appendix: The CHIPS Program Office Vision for Success, Two Years Later, January 2025
    - Evidence informing forecast-year allocation inputs; displayed values and growth are calculated: Device-manufacturing and packaging project locations constrain the national expansion opportunity; award ceilings are not tester spending.
28. Chips Joint Undertaking - EU Strengthens Semiconductor Sovereignty with Pilot Lines and Competence Centres, April 2025
    - Evidence informing base-year allocation inputs; displayed values and growth are calculated: Selection of xx.xx competence centres across xx.xx countries supports broad research access, not equal local tester purchases.
    - Evidence informing forecast-year allocation inputs; displayed values and growth are calculated: Selection of xx.xx competence centres across xx.xx countries supports broad research access, not equal local tester purchases.

29. HT Micron - Quality Management and Brazilian Operating Scope
    - Evidence informing base-year allocation inputs; displayed values and growth are calculated: Company disclosure establishes Brazilian semiconductor encapsulation and testing activity, but not tester-only expenditure.
    - Evidence informing forecast-year allocation inputs; displayed values and growth are calculated: Company disclosure establishes Brazilian semiconductor encapsulation and testing activity, but not tester-only expenditure.
30. NXP Semiconductors - 2025 Annual Report and Financial Statements
    - Evidence informing base-year allocation inputs; displayed values and growth are calculated: Disclosed China back-end activity supports a local equipment-purchaser pool.
    - Evidence informing forecast-year allocation inputs; displayed values and growth are calculated: Disclosed China back-end activity supports a local equipment-purchaser pool.
31. Brazil MDIC - Complexo Eletroeletrônico e de Semicondutores
    - Evidence informing forecast-year allocation inputs; displayed values and growth are calculated: Brasil Semicon is national policy context; its overview does not establish a particular eligible tester purchase or fiscal benefit.
32. Teradyne - 2025 Annual Report to Shareholders
    - Evidence informing base-year allocation inputs; displayed values and growth are calculated: The shared Auto-Industrial pool constrains Industrial Electronics after scope and end-use adjustments. ([investors.teradyne.com](https://investors.teradyne.com/sec-filings/all-sec-filings/content/xx.xx-xx.xx-xx.xx/xx.xx-xx.xx-xx.xx.pdf))
33. Micron Technology - Form 10-K for the Year Ended August 28, 2025
    - Evidence informing base-year allocation inputs; displayed values and growth are calculated: The embedded business constrains Industrial Electronics memory activity; its equipment conversion is assumed. ([s25.q4cdn.com](https://s25.q4cdn.com/xx.xx/files/doc_financials/2025/ar/2025-Form-xx.xx-K.pdf))
34. Semiconductor Industry Association - 2025 Factbook
    - Evidence informing base-year allocation inputs; displayed values and growth are calculated: Industrial demand of xx.xx% anchors a scope-adjusted weight, not a tester-equipment share. ([semiconductors.org](https://www.semiconductors.org/wp-content/uploads/2025/xx.xx/2025-SIA-Factbook-FINAL-xx.xx.pdf))
35. NXP Semiconductors - Form 10-K for the Year Ended December 31, 2025
    - Evidence informing base-year allocation inputs; displayed values and growth are calculated: Industrial & IoT revenue of USD xx.xx increased xx.xx%, constraining the near-term recovery assumption rather than measuring tester sales. ([sec.gov](https://www.sec.gov/Archives/edgar/data/xx.xx/xx.xx/nxpi-xx.xx.htm))
    - Evidence informing forecast-year allocation inputs; displayed values and growth are calculated: Industrial & IoT revenue of USD xx.xx increased xx.xx%, constraining the near-term recovery assumption rather than measuring tester sales. ([sec.gov](https://www.sec.gov/Archives/edgar/data/xx.xx/xx.xx/nxpi-xx.xx.htm))
36. NXP Semiconductors - Product Longevity
    - Evidence informing forecast-year allocation inputs; displayed values and growth are calculated: The disclosed longevity condition supports retaining lifecycle uncertainty rather than inferring automatic recurring equipment purchases. ([nxp.com](https://www.nxp.com/products/nxp-product-information/nxp-product-programs/product-longevity%3APRDCT_LONGEVITY_HM))

10.6. Aerospace and Defense

Table 64. Global SoC & Memory Semiconductor Tester Market Size, by Aerospace and Defense, by Region, 2017-2040 (USD Million)

Region	2017	2024	2025	2026	2027	2032	2040	CAGR (%)
Africa	xx.xx	xx.xx	xx.xx	xx.xx	xx.xx	xx.xx	xx.xx	xx.xx
Asia-Pacific	xx.xx	xx.xx	xx.xx	xx.xx	xx.xx	xx.xx	xx.xx	xx.xx
Europe	xx.xx	xx.xx	xx.xx	xx.xx	xx.xx	xx.xx	xx.xx	xx.xx
Latin America	xx.xx	xx.xx	xx.xx	xx.xx	xx.xx	xx.xx	xx.xx	xx.xx
Middle East	xx.xx	xx.xx	xx.xx	xx.xx	xx.xx	xx.xx	xx.xx	xx.xx
North America	xx.xx	xx.xx	xx.xx	xx.xx	xx.xx	xx.xx	xx.xx	xx.xx
Total	**xx.xx**	**xx.xx**	**xx.xx**	**xx.xx**	**xx.xx**	**xx.xx**	**xx.xx**	**xx.xx**

Table 65. Global SoC & Memory Semiconductor Tester Market Size, by Aerospace and Defense, by Group, 2017-2040 (USD Million)

Group	2017	2024	2025	2026	2027	2032	2040	CAGR (%)
ASEAN	xx.xx	xx.xx	xx.xx	xx.xx	xx.xx	xx.xx	xx.xx	xx.xx
BRICS	xx.xx	xx.xx	xx.xx	xx.xx	xx.xx	xx.xx	xx.xx	xx.xx
European Union	xx.xx	xx.xx	xx.xx	xx.xx	xx.xx	xx.xx	xx.xx	xx.xx
G7	xx.xx	xx.xx	xx.xx	xx.xx	xx.xx	xx.xx	xx.xx	xx.xx
GCC	xx.xx	xx.xx	xx.xx	xx.xx	xx.xx	xx.xx	xx.xx	xx.xx
NATO	xx.xx	xx.xx	xx.xx	xx.xx	xx.xx	xx.xx	xx.xx	xx.xx

Table 66. Global SoC & Memory Semiconductor Tester Market Size, by Aerospace and Defense, by Country, 2017-2040 (USD Million)

Country	2017	2024	2025	2026	2027	2032	2040	CAGR (%)
Australia	xx.xx	xx.xx	xx.xx	xx.xx	xx.xx	xx.xx	xx.xx	xx.xx
Brazil	xx.xx	xx.xx	xx.xx	xx.xx	xx.xx	xx.xx	xx.xx	xx.xx
Canada	xx.xx	xx.xx	xx.xx	xx.xx	xx.xx	xx.xx	xx.xx	xx.xx
China	xx.xx	xx.xx	xx.xx	xx.xx	xx.xx	xx.xx	xx.xx	xx.xx
France	xx.xx	xx.xx	xx.xx	xx.xx	xx.xx	xx.xx	xx.xx	xx.xx
Germany	xx.xx	xx.xx	xx.xx	xx.xx	xx.xx	xx.xx	xx.xx	xx.xx
India	xx.xx	xx.xx	xx.xx	xx.xx	xx.xx	xx.xx	xx.xx	xx.xx
Italy	xx.xx	xx.xx	xx.xx	xx.xx	xx.xx	xx.xx	xx.xx	xx.xx
Japan	xx.xx	xx.xx	xx.xx	xx.xx	xx.xx	xx.xx	xx.xx	xx.xx
Mexico	xx.xx	xx.xx	xx.xx	xx.xx	xx.xx	xx.xx	xx.xx	xx.xx
Russia	xx.xx	xx.xx	xx.xx	xx.xx	xx.xx	xx.xx	xx.xx	xx.xx
South Korea	xx.xx	xx.xx	xx.xx	xx.xx	xx.xx	xx.xx	xx.xx	xx.xx
Spain	xx.xx	xx.xx	xx.xx	xx.xx	xx.xx	xx.xx	xx.xx	xx.xx
United Kingdom	xx.xx	xx.xx	xx.xx	xx.xx	xx.xx	xx.xx	xx.xx	xx.xx
United States	xx.xx	xx.xx	xx.xx	xx.xx	xx.xx	xx.xx	xx.xx	xx.xx
Others	xx.xx	xx.xx	xx.xx	xx.xx	xx.xx	xx.xx	xx.xx	xx.xx
Total	**xx.xx**	**xx.xx**	**xx.xx**	**xx.xx**	**xx.xx**	**xx.xx**	**xx.xx**	**xx.xx**

Sources & Evidence

1. Semiconductor Market Insights - Subscription to WSTS Data

· Taxonomy evidence: The detailed Government definition identifies military and aerospace, supporting the retained adapted label without assigning all public-sector electronics to it. ([semiconductors.org](https://www.semiconductors.org/wp-content/uploads/2025/xx.xx/WSTS-Presentation-Subscription-Oct2024.pdf))

· Taxonomy evidence: The detailed Government definition identifies military and aerospace, supporting the adapted commercial sector label. ([semiconductors.org](https://www.semiconductors.org/wp-content/uploads/2025/xx.xx/WSTS-Presentation-Subscription-Oct2024.pdf))

· Evidence informing base-year allocation inputs; displayed values and growth are calculated: Government is defined as military and aerospace in the detailed end-use illustration, supporting the retained category mapping. ([semiconductors.org](https://www.semiconductors.org/wp-content/uploads/2025/xx.xx/WSTS-Presentation-Subscription-Oct2024.pdf))

· Evidence informing forecast-year allocation inputs; displayed values and growth are calculated: Government is defined as military and aerospace in the detailed end-use illustration, supporting the retained category mapping. ([semiconductors.org](https://www.semiconductors.org/wp-content/uploads/2025/xx.xx/WSTS-Presentation-Subscription-Oct2024.pdf))

2. Fabrication, Testing and Validation Capabilities - Microsystems Engineering, Science and Applications
   · Taxonomy evidence: The institutional record connects SoC-related development and testing capabilities with national-defense applications, without disclosing tester purchases.
   ([sandia.gov](https://www.sandia.gov/mesa/fabrication-testing-and-validation-capabilities/))
3. Advantest - FY2024 Consolidated Financial Results Presentation, April 25, 2025
   · Evidence informing the 2023 market-value input; displayed series and growth include calculations: Quarterly product-revenue disclosures support calendar-2023 totals of JPY xx.xx for SoC testers and JPY xx.xx for memory testers, before modeled scope adjustments.
   ([advantest.com](https://www.advantest.com/document/en/investors/ir-library/result/JE_BIZ_250425_slide.pdf)
)
   · Evidence informing the 2024 market-value input; displayed series and growth include calculations: Quarterly product-revenue disclosures support calendar-2024 totals of JPY xx.xx for SoC testers and JPY xx.xx for memory testers; handling, services and system-level testing are disclosed separately.
   ([advantest.com](https://www.advantest.com/document/en/investors/ir-library/result/JE_BIZ_250425_slide.pdf)
)
4. Advantest - FY2025 Third Quarter Financial Results Presentation, January 28, 2026
   · Evidence informing the 2025 market-value input; displayed series and growth include calculations: The disclosed January-March 2025 quarter and April-December 2025 quarters produce calendar-2025 SoC tester revenue of JPY xx.xx and memory tester revenue of JPY xx.xx. These are supplier revenues, not a published global market total.
   ([advantest.com](https://www.advantest.com/document/en/investors/ir-library/result/JE_BIZ_260128_slide.pdf))
   · Evidence informing base-year allocation inputs; displayed values and growth are calculated: Quarterly ship-to records calibrate the Americas destination proxy; equipment scope and regional subdivision remain modeled.
   · Evidence informing base-year allocation inputs; displayed values and growth are calculated: Quarterly Europe destination revenue constrains the European equipment-demand weight.
   · Evidence informing base-year allocation inputs; displayed values and growth are calculated: Country ship-to revenue provides the main calibration for Asia-Pacific concentration.
   · Evidence informing base-year allocation inputs; displayed values and growth are calculated: China deliveries constrain the base country equipment-demand proxy.
   · Evidence informing base-year allocation inputs; displayed values and growth are calculated: Korea deliveries constrain the base country equipment-demand proxy.
   · Evidence informing base-year allocation inputs; displayed values and growth are calculated: Japan deliveries constrain the base country equipment-demand proxy.
5. Advantest - FY2026 First Quarter Financial Results Presentation, July 29, 2026
   · Evidence informing the 2026 market-value input; displayed series and growth include calculations: The presentation reports January-March 2026 SoC/memory revenues of JPY xx.xx/xx.xx and April-June revenues of JPY xx.xx/xx.xx. July guidance forecasts fiscal-2026 SoC/memory revenues of JPY xx.xx/xx.xx and supplies the fiscal-to-calendar bridge. Guidance is not realized revenue.
   ([advantest.com](https://www.advantest.com/document/en/investors/ir-library/result/JE_BIZ_260729_slide.pdf)
)
   · Evidence informing the 2040 market-value input; displayed series and growth include calculations: Current equipment revenue and company-specific capacity plans constrain the forecast starting point, not the assumed long-run growth rate or the 2040 result.
   ([advantest.com](https://www.advantest.com/document/en/investors/ir-library/result/JE_BIZ_260729_slide.pdf)
)

6. Teradyne, Inc. - Form 10-K for the Year Ended December 31, 2025
   - Evidence informing the 2023 market-value input; displayed series and growth include calculations: The revenue-disaggregation table reports 2023 point-in-time SoC revenue of USD xx.xx and memory revenue of USD xx.xx. Replacement parts require a further modeled deduction. ([investors.teradyne.com](https://investors.teradyne.com/sec-filings/all-sec-filings/content/xx.xx-xx.xx-xx.xx/xx.xx-xx.xx-xx.xx.pdf))
   - Evidence informing the 2024 market-value input; displayed series and growth include calculations: The filing reports 2024 point-in-time SoC revenue of USD xx.xx and memory revenue of USD xx.xx separately from over-time revenue and IST. ([investors.teradyne.com](https://investors.teradyne.com/sec-filings/all-sec-filings/content/xx.xx-xx.xx-xx.xx/xx.xx-xx.xx-xx.xx.pdf))
   - Evidence informing the 2025 market-value input; displayed series and growth include calculations: The filing reports 2025 point-in-time SoC revenue of USD xx.xx and memory revenue of USD xx.xx. Point-in-time recognition includes products and replacement parts and is therefore an equipment proxy rather than an exact complete-system subtotal. ([investors.teradyne.com](https://investors.teradyne.com/sec-filings/all-sec-filings/content/xx.xx-xx.xx-xx.xx/xx.xx-xx.xx-xx.xx.pdf))
   - Evidence informing base-year allocation inputs; displayed values and growth are calculated: Customer-site geography and broader revenue disclosures support the scoped national destination bridge.
   - Evidence informing base-year allocation inputs; displayed values and growth are calculated: Customer-site attribution distinguishes receiving locations from specifying customer headquarters.
   - Evidence informing base-year allocation inputs; displayed values and growth are calculated: Europe revenue requires a substantial modeled exclusion of adjacent businesses and services.
   - Evidence informing base-year allocation inputs; displayed values and growth are calculated: Disclosed Asian customer-site revenues constrain the joint regional proxy.
7. Teradyne, Inc. - Form 10-Q for the Quarterly Period Ended June 28, 2026
   - Evidence informing the 2026 market-value input; displayed series and growth include calculations: First-half 2026 point-in-time revenue was USD xx.xx for SoC and USD xx.xx for memory. Comparable first-half 2025 amounts were USD xx.xx and USD xx.xx independently establishing strong realized growth before the modeled second half. ([investors.teradyne.com](https://investors.teradyne.com/sec-filings/all-sec-filings/content/xx.xx-xx.xx-xx.xx/xx.xx-xx.xx-xx.xx.pdf))
8. Cohu, Inc. - Form 10-K for the Fiscal Year Ended December 27, 2025
   - Evidence informing the 2023 market-value input; displayed series and growth include calculations: Cohu reports 2023 systems-semiconductor test and inspection revenue of USD xx.xx. Only an assumed complete-tester and eligible-device portion enters this market. ([sec.gov](https://www.sec.gov/Archives/edgar/data/xx.xx/xx.xx/cohu20251227_10k.htm))
   - Evidence informing the 2024 market-value input; displayed series and growth include calculations: Cohu reports 2024 systems-semiconductor test and inspection revenue of USD xx.xx separately from non-systems revenue. ([sec.gov](https://www.sec.gov/Archives/edgar/data/xx.xx/xx.xx/cohu20251227_10k.htm))
   - Evidence informing the 2025 market-value input; displayed series and growth include calculations: Cohu reports 2025 systems-semiconductor test and inspection revenue of USD xx.xx. Automation, inspection, interfaces and recurring services prevent attribution of the whole company to SoC testers. ([sec.gov](https://www.sec.gov/Archives/edgar/data/xx.xx/xx.xx/cohu20251227_10k.htm))
   - Evidence informing base-year allocation inputs; displayed values and growth are calculated: Asian destination disclosures provide an independent supplier cross-check on regional concentration.

9. Hangzhou Changchuan Technology Co., Ltd. - 2025 Annual Report

· Evidence informing the 2024 market-value input; displayed series and growth include calculations: The product table reports 2024 tester revenue of CNY xx.xx, distinct from handlers and other products. Its SoC-eligible portion remains modeled. ([static.cninfo.com.cn](https://static.cninfo.com.cn/finalpage/2026-xx.xx-xx.xx/xx.xx.PDF))

· Evidence informing the 2025 market-value input; displayed series and growth include calculations: The product table reports 2025 tester revenue of CNY xx.xx. The filing's broader analog and digital portfolio requires a scope adjustment rather than inclusion of all tester revenue. ([static.cninfo.com.cn](https://static.cninfo.com.cn/finalpage/2026-xx.xx-xx.xx/xx.xx.PDF))

10. YC Corporation - Business Report for the Year Ended December 31, 2025

· Evidence informing the 2023 market-value input; displayed series and growth include calculations: The sales table reports KRW xx.xx for the 2023 memory-wafer-tester, semiconductor-equipment, parts, modification and related category. Complete-equipment attribution requires a deduction. ([kind.krx.co.kr](https://kind.krx.co.kr/external/2026/xx.xx/xx.xx/xx.xx/xx.xx/xx.xx.htm))

· Evidence informing the 2024 market-value input; displayed series and growth include calculations: The comparable 2024 category revenue is KRW xx.xx, not an independently isolated complete-tester total. ([kind.krx.co.kr](https://kind.krx.co.kr/external/2026/xx.xx/xx.xx/xx.xx/xx.xx/xx.xx.htm))

· Evidence informing the 2025 market-value input; displayed series and growth include calculations: The comparable 2025 category revenue is KRW xx.xx. Parts, modifications and other equipment remain a material scope uncertainty. ([kind.krx.co.kr](https://kind.krx.co.kr/external/2026/xx.xx/xx.xx/xx.xx/xx.xx/xx.xx.htm))

11. Chroma ESG - About Chroma: 2025 Group Financial and Operating Profile

· Evidence informing the 2025 market-value input; displayed series and growth include calculations: Chroma's own disclosure states 2025 group consolidated revenue of USD xx.xx. This broad corporate amount constrains, but does not directly measure, its eligible complete-SoC-tester revenue. ([csr.chromaate.com](https://csr.chromaate.com/en/esg-en/green-chroma-en/brand-en))

12. Chroma ESG - Green Revenue and Financial Performance, 2025

· Evidence informing the 2024 market-value input; displayed series and growth include calculations: Chroma reports 2025 consolidated revenue growth of xx.xx%. The model uses this company growth rate to backcast its small 2024 scoped revenue budget at a constant conversion basis, not as an observed 2024 tester subtotal. ([csr.chromaate.com](https://csr.chromaate.com/en/esg-en/green-chroma-en/green-revenue-en))

· Evidence informing the 2025 market-value input; displayed series and growth include calculations: The disclosure distinguishes broad measurement products and SLT demand, reinforcing the need to exclude unrelated corporate revenue from the SoC/memory tester estimate. ([csr.chromaate.com](https://csr.chromaate.com/en/esg-en/green-chroma-en/green-revenue-en))

13. Federal Reserve Board - Foreign Exchange Rates, G.5A, January 5, 2026

· Evidence informing the 2023 market-value input; displayed series and growth include calculations: The official annual-average exchange-rate release supplies the currency-conversion benchmark; the model uses JPY xx.xx per USD for its large calendar-2023 Japanese revenue anchor and an explicitly rounded KRW conversion for the smaller Korean budget. ([fred.stlouisfed.org](https://fred.stlouisfed.org/series/AEXJPUS/))

· Evidence informing the 2024 market-value input; displayed series and growth include calculations: The model uses JPY xx.xx per USD for calendar 2024; small CNY and KRW budgets use disclosed approximate conversion assumptions close to the official annual averages. ([fred.stlouisfed.org](https://fred.stlouisfed.org/series/AEXJPUS/))

· Evidence informing the 2025 market-value input; displayed series and growth include calculations: The model uses JPY xx.xx per USD for calendar 2025. CNY xx.xx and KRW xx.xx per USD are rounded modeling conventions, not the release's exact observations. ([fred.stlouisfed.org](https://fred.stlouisfed.org/series/AEXJPUS/))

14. SEMI - 2018 Global Semiconductor Equipment Sales Jump to Record USD 64.5 Billion

    · Evidence informing the 2017 market-value input; displayed series and growth include calculations: The association's member-billings release reports xx.xx% growth in total test equipment sales in 2018. Its inverse supplies the 2017 historical proxy; it is not a direct observation of the narrower captured market. ([www1.semi.org](https://www1.semi.org/en/2018-global-semiconductor-equipment-sales-jump-record-xx.xx-billion))

    · Evidence informing the 2018 market-value input; displayed series and growth include calculations: The release reports approximately USD xx.xx of total semiconductor-equipment sales in 2018, used only with the 2019 equipment total as a disclosed broad-cycle proxy. ([www1.semi.org](https://www1.semi.org/en/2018-global-semiconductor-equipment-sales-jump-record-xx.xx-billion))

15. SEMI - 2020 Global Semiconductor Equipment Sales Surge 19% to Industry Record USD 71.2 Billion

    · Evidence informing the 2018 market-value input; displayed series and growth include calculations: The release reports 2019 total equipment billings of USD xx.xx. Relative to the published approximate 2018 total, this supplies a broad-equipment downturn proxy, not an observed SoC/memory tester growth rate. ([semi.org](https://www.semi.org/en/news-media-press/semi-press-releases/annual-global-semiconductor-equipment-sales))

    · Evidence informing the 2019 market-value input; displayed series and growth include calculations: Reported 2020 total-test-equipment growth of xx.xx% supplies the inverse bridge into 2019. ([semi.org](https://www.semi.org/en/news-media-press/semi-press-releases/annual-global-semiconductor-equipment-sales))

    · Evidence informing the 2020 market-value input; displayed series and growth include calculations: The association's member-submitted billings dataset reports xx.xx% total-test-equipment growth in 2020, used as a historical demand-cycle proxy. ([semi.org](https://www.semi.org/en/news-media-press/semi-press-releases/annual-global-semiconductor-equipment-sales))

16. SEMI - 2021 Global Semiconductor Equipment Sales Surge 44% to Industry Record USD 102.6 Billion

    · Evidence informing the 2020 market-value input; displayed series and growth include calculations: Reported total-test-equipment sales growth of xx.xx% in 2021 supports the inverse bridge from the 2021 estimate to 2020. ([semi.org](https://www.semi.org/en/news-media-press-releases/semi-press-releases/2021-global-semiconductor-equipment-sales-surge-xx.xx%xx.xx-to-industry-record-%xx.xx-billion-semi-reports))

    · Evidence informing the 2021 market-value input; displayed series and growth include calculations: The xx.xx% test-equipment increase is a member-billings observation for a broader equipment class, not the final market value returned here. ([semi.org](https://www.semi.org/en/news-media-press-releases/semi-press-releases/2021-global-semiconductor-equipment-sales-surge-xx.xx%xx.xx-to-industry-record-%xx.xx-billion-semi-reports))

17. SEMI - Global Semiconductor Equipment Billings Reach Industry Record USD 107.6 Billion in 2022

    · Evidence informing the 2021 market-value input; displayed series and growth include calculations: The release reports a xx.xx% contraction in total-test-equipment billings in 2022, supporting the inverse historical bridge into 2021. ([semi.org](https://www.semi.org/en/news-media-press-releases/semi-press-releases/global-semiconductor-equipment-billings-reach-industry-record-%xx.xx-billion-in-2022-semi-reports))

18. SEMI - Global Semiconductor Equipment Billings Slip to USD 106.3 Billion in 2023

    · Evidence informing the 2023 market-value input; displayed series and growth include calculations: The xx.xx% broader test-equipment decline supplies a historical-cycle constraint and one small-supplier backcast assumption, not the target-market level. ([semi.org](https://www.semi.org/en/news-media-press-releases/semi-press-releases/global-semiconductor-equipment-billings-slip-to-%xx.xx-billion-in-2023-semi-reports))

19. SEMI - Global Semiconductor Equipment Billings Surged to USD 117 Billion in 2024

    · Evidence informing the 2024 market-value input; displayed series and growth include calculations: Realized total-test-equipment billings increased xx.xx% in 2024. This independently checks the direction and approximate magnitude of the modeled target-market recovery without substituting the broader category for this market. ([semi.org](https://www.semi.org/en/semi-press-release/global-semiconductor-equipment-billings-surged-to-xx.xx-billion-dollars-in-2024-semi-reports))

20. SEMI - Global Semiconductor Equipment Billings Reached USD 135 Billion in 2025

· Evidence informing the 2025 market-value input; displayed series and growth include calculations: The association reports realized total-test-equipment billings growth of xx.xx% in 2025. The modeled target-market increase of approximately xx.xx% is directionally consistent; differing product boundaries prevent an exact reconciliation.
([semi.org](https://www.semi.org/en/SEMI-Reports-Global-Semiconductor-Equipment-Billings-Reached-xx.xx-Billion-in-2025))

21. Advantest - Annual Securities Report and Business Report for the Year Ended March 31, 2026

· Evidence informing the 2025 market-value input; displayed series and growth include calculations: Note xx.xx identifies customer operating leases of semiconductor test systems and JPY xx.xx of future payments receivable at March xx.xx 2025. This establishes a small supplier-specific leasing activity, not annual global leasing revenue.
([advantest.com](https://www.advantest.com/document/en/investors/ir-library/report/IR_SecuritiesandBusinesReport_84th_en.pdf))

· Evidence informing the 2026 market-value input; displayed series and growth include calculations: Future customer lease payments receivable were JPY xx.xx at March xx.xx 2026; disclosed terms were one to three years and noncancelable. These figures qualify any assumption that OEM leasing is necessarily large or offers flexible exit.
([advantest.com](https://www.advantest.com/document/en/investors/ir-library/report/IR_SecuritiesandBusinesReport_84th_en.pdf))

22. Amkor Technology, Inc. - Form 10-K for the Year Ended December 31, 2025

· Evidence informing the 2025 market-value input; displayed series and growth include calculations: Amkor reports 2025 capital expenditures of USD xx.xx versus USD xx.xx in 2024, covering packaging, testing and facilities. The amount is a buyer-spending constraint, not tester-only spending.
([sec.gov](https://www.sec.gov/Archives/edgar/data/xx.xx/xx.xx/amkr-xx.xx.htm))

· Evidence informing the 2026 market-value input; displayed series and growth include calculations: The filing's USD xx.xx-xx.xx 2026 capital-expenditure expectation is primarily increased by Arizona construction. It cannot be treated as an equivalent tester award or annual tester-market increment.
([sec.gov](https://www.sec.gov/Archives/edgar/data/xx.xx/xx.xx/amkr-xx.xx.htm))

· Evidence informing the 2028 market-value input; displayed series and growth include calculations: Standardized tester investment, customer-consigned equipment and equipment-redeployment risks qualify the conversion from announced capacity projects to incremental tester purchases. No project investment is added directly to the 2028 forecast.
([sec.gov](https://www.sec.gov/Archives/edgar/data/xx.xx/xx.xx/amkr-xx.xx.htm))

· Evidence informing the 2029 market-value input; displayed series and growth include calculations: The buyer's broad spending and commitment disclosures support retaining procurement-conversion and reuse uncertainty rather than equating project completion with tester sales.
([sec.gov](https://www.sec.gov/Archives/edgar/data/xx.xx/xx.xx/amkr-xx.xx.htm))

· Evidence informing base-year allocation inputs; displayed values and growth are calculated: Location-specific property and equipment supports geographically distinct buyer pools, not direct annual tester spending.

· Evidence informing forecast-year allocation inputs; displayed values and growth are calculated: Location-specific property and equipment supports geographically distinct buyer pools, not direct annual tester spending.

· Evidence informing base-year allocation inputs; displayed values and growth are calculated: Korea operating assets corroborate local packaging and test activity without equating assets to annual equipment purchases.

23. Intel Corporation - Form 10-K for the Year Ended December 27, 2025

· Evidence informing forecast-year allocation inputs; displayed values and growth are calculated: Discontinued Germany expansion constrains the forecast; no canceled-project tester increment is included.

· Evidence informing forecast-year allocation inputs; displayed values and growth are calculated: Costa Rican consolidation is counterevidence to uniform Latin American equipment expansion.

24. Micron Technology, Inc. - Form 10-K for the Fiscal Year Ended August 28, 2025

· Evidence informing base-year allocation inputs; displayed values and growth are calculated: India's disclosed component assembly/test location supports the base procurement pipeline, not a reported spending amount.

25. Micron - Celebrates Opening of India's First Semiconductor Assembly and Test Facility, February 28, 2026
· Evidence informing forecast-year allocation inputs; displayed values and growth are calculated: Commercial commencement and aggregate shipment expectations support a post-2025 expansion premise; they do not measure tester expenditure.
26. Amkor - Announces Phase 2 of Arizona Advanced Packaging and Test Campus, September 8, 2026
· Evidence informing forecast-year allocation inputs; displayed values and growth are calculated: Phase-two construction and completion expectations support delayed procurement conversion, not a 2025 equipment award.
27. NIST - Appendix: The CHIPS Program Office Vision for Success, Two Years Later, January 2025
· Evidence informing forecast-year allocation inputs; displayed values and growth are calculated: Device-manufacturing and packaging project locations constrain the national expansion opportunity; award ceilings are not tester spending.
28. Chips Joint Undertaking - EU Strengthens Semiconductor Sovereignty with Pilot Lines and Competence Centres, April 2025
· Evidence informing base-year allocation inputs; displayed values and growth are calculated: Selection of xx.xx competence centres across xx.xx countries supports broad research access, not equal local tester purchases.
· Evidence informing forecast-year allocation inputs; displayed values and growth are calculated: Selection of xx.xx competence centres across xx.xx countries supports broad research access, not equal local tester purchases.
29. HT Micron - Quality Management and Brazilian Operating Scope
· Evidence informing base-year allocation inputs; displayed values and growth are calculated: Company disclosure establishes Brazilian semiconductor encapsulation and testing activity, but not tester-only expenditure.
· Evidence informing forecast-year allocation inputs; displayed values and growth are calculated: Company disclosure establishes Brazilian semiconductor encapsulation and testing activity, but not tester-only expenditure.
30. NXP Semiconductors - 2025 Annual Report and Financial Statements
· Evidence informing base-year allocation inputs; displayed values and growth are calculated: Disclosed China back-end activity supports a local equipment-purchaser pool.
· Evidence informing forecast-year allocation inputs; displayed values and growth are calculated: Disclosed China back-end activity supports a local equipment-purchaser pool.
31. Brazil MDIC - Complexo Eletroeletrônico e de Semicondutores
· Evidence informing forecast-year allocation inputs; displayed values and growth are calculated: Brasil Semicon is national policy context; its overview does not establish a particular eligible tester purchase or fiscal benefit.
32. Teradyne - 2025 Annual Report to Shareholders
· Evidence informing base-year allocation inputs; displayed values and growth are calculated: The application budget constrains the modeled specialized tail; separate Product Test defense revenue is excluded. ([investors.teradyne.com](https://investors.teradyne.com/sec-filings/all-sec-filings/content/xx.xx-xx.xx-xx.xx/xx.xx-xx.xx-xx.xx.pdf))
33. Micron Technology - Form 10-K for the Year Ended August 28, 2025
· Evidence informing base-year allocation inputs; displayed values and growth are calculated: The embedded pool bounds the specialized-memory tail; no separate defense revenue is reported. ([s25.q4cdn.com](https://s25.q4cdn.com/xx.xx/files/doc_financials/2025/ar/2025-Form-xx.xx-K.pdf))
34. Semiconductor Industry Association - 2025 Factbook
· Evidence informing base-year allocation inputs; displayed values and growth are calculated: Government demand of xx.xx%, including military, constrains the specialized end-use proxy. ([semiconductors.org](https://www.semiconductors.org/wp-content/uploads/2025/xx.xx/2025-SIA-Factbook-FINAL-xx.xx.pdf))

35. DLA ASSIST-QuickSearch - MIL-PRF-38535 Document Details
    - Evidence informing base-year allocation inputs; displayed values and growth are calculated: The official record concerns covered microcircuits and manufacturer qualification, not tester-brand approval or equipment awards; no qualification-derived revenue premium is assumed. ([quicksearch.dla.mil](https://quicksearch.dla.mil/qsDocDetails.aspx?ident_number=xx.xx))
    - Evidence informing forecast-year allocation inputs; displayed values and growth are calculated: The official record concerns covered microcircuits and manufacturer qualification, not tester-brand approval or equipment awards; no qualification-derived revenue premium is assumed. ([quicksearch.dla.mil](https://quicksearch.dla.mil/qsDocDetails.aspx?ident_number=xx.xx))

11. SoC & Memory Semiconductor Tester Market, by Buyer Type

Buyer Type changes the route to a funded equipment commitment, not simply the identity of the semiconductor designer. Integrated Device Manufacturers can combine design and production roles, but OECD documents outsourcing and hybrid business models. ■■■■■■■ ■■■■■■■■■■■■ ■■■■■■■■ ■■■ ■■■■■■ ■■■■■■■■ ■■■ ■■■■■■■■ ■■■■■■■■ ■■■■■■■■■ ■■■■■ ■■■■■■■ ■■ ■■■■■■■■■■■■ ■■■■■■■■ ■■■■■■■■ ■■■■■■■■■■ ■■■■■■■■■■■■■■ ■■■■■■■■■■■■■■■■■■ ■■■■■■■■■ ■■■■ ■■■■■■■■■ ■■■■■■■■ ■■■■■■ ■■■ ■■■■■■■■■■ ■■■■■■■■■■ ■■■■■■■■■ ■■■■■■ ■■■■■■■■■ ■■■■■■■■■ ■■■■■■ ■■■■■■■■ ■■■ ■■■■■■■■■■■ ■■■■■■■■■ ■■ ■■■■■■■■ ■■■■■■■■■■ ■■■■■■ ■■■■ ■■■■■■ ■■■■ ■■■■■■ ■■■■■■■■ ■■■■■■ ■■ ■■■■■■■■■■ ■■■■■■■■■■■■■ ■■■■■■■■■■ ■■■■■■■■■ ■■■■■■■■■■

Semiconductor Foundries and Outsourced Assembly and Test Providers require different account mapping. TSMC includes both in-house and outsourced testing in its quality-management activities, so a foundry-associated program does not by itself identify the purchasing unit. ■■■■■■ ■■ ■■■■■■■■■ ■■■■■■■■■ ■■■■■■■■■■ ■■ ■■■■■■■■■■■■ ■■■■■■■ ■■■■■■■■■ ■■■ ■■■■■■■■■■■■■■■■■■ ■■■■■■■■■■ ■■ ■■■■■■■■■■■■■■■ ■■■■■■■■ ■■■■■ ■■■■■■■■ ■■■ ■■■■■■■■■■ ■■■■■ ■■■■■■■■ ■■ ■■■■ ■■ ■■■■■■■■ ■■■■■■■■■■■■ ■■■■■■ ■■■■■■■■■■■■ ■■■■ ■■ ■■■ ■■■■■■■■ ■■■ ■■■■■■■■ ■■■■■■ ■■■■ ■ ■■■■■■ ■■■■■■■■ ■■■■■■■■■■■ ■■ ■■ ■■■■■■■■ ■■■■■■■■■■■■ ■■■■■■■■■■■ ■■■■■■ ■■■■■■ ■■ ■ ■■■■■■■■■■■■■■■■ ■■■■■■ ■■■■■■■■■■■

■■■■■■■■■■■■ ■■■■■■■ ■■■ ■■ ■■■■■■■■ ■■■■■■■■■ ■■■■■■■ ■■■ ■■■ ■■ ■■■■■■■■ ■■ ■■■■■■■■■■■ ■■■■ ■■■■■■■■ ■■■■■■■■■■■■■■ ■■■■■■■■ ■■■■ ■■■■■■■ ■■■ ■■■■■■■■ ■■■■■■■■■ ■■■■■■■■■ ■■■■■■■ ■■■■■■■■■ ■■ ■ ■■■■ ■■■■■■■ ■■ ■ ■■■■ ■■■■■■■ This establishes a design-service ownership example while separating the owner from the physical host; it does not establish an exclusive corporate classification or purchasing behavior for stand-alone IP licensors. Suppliers should identify the funded business activity, asset owner, and host-site acceptance party rather than duplicate one equipment relationship across corporate labels.

■■■■■■■■ ■■■ ■■■■■■■■ ■■■■■■■■■■■■ ■■■■ ■■■■■■■■ ■■■■■ ■■ ■■■■■■■■ ■■■ ■■■■■■■■■■ ■■ ■■■■ ■■■■■ ■ ■■■■■■ ■■■ ■■■■■■■■ ■■■ ■■ ■■■■■■■■■■■■■ ■■■■■■ ■■■■■■■■■■■■ ■■■■ ■■■■■■■ ■■■■■■■■ ■■■■■■■■■■■■■ ■■■■■■■■■■ ■■■ ■■ ■■■■■■■■ ■■■■■■■■ ■■ ■ ■■■■■■■■■■ ■■■■■■■■■■■ ■■■■■■■■ Suppliers should establish the authorized equipment budget and intended ownership or access arrangement before treating a facility listing as a procurement opportunity. Direct equipment funding by an individual System Company or stand-alone IP licensor likewise remains a transaction-specific fact rather than a consequence of category membership.

Figure 16. Global SoC & Memory Semiconductor Tester Market Size, by Buyer Type, 2025 (%)

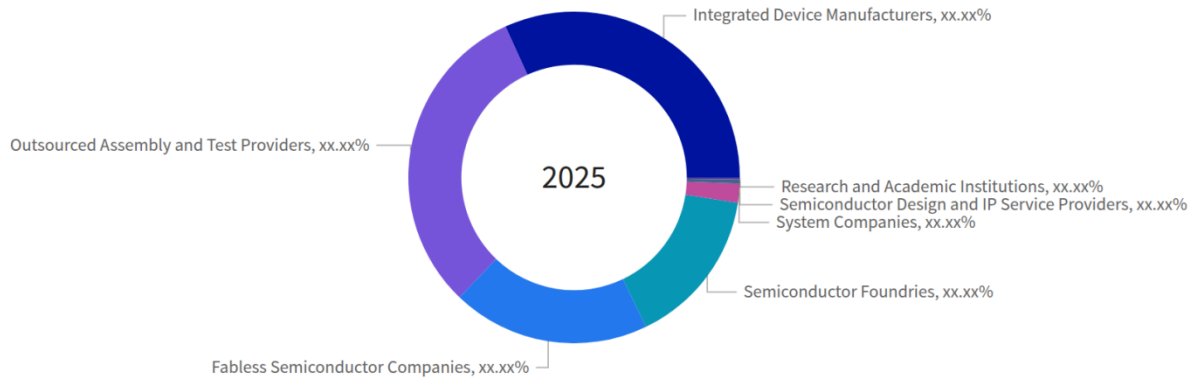

Figure 17. Global SoC & Memory Semiconductor Tester Market, by Buyer Type, 2032 (USD Million)

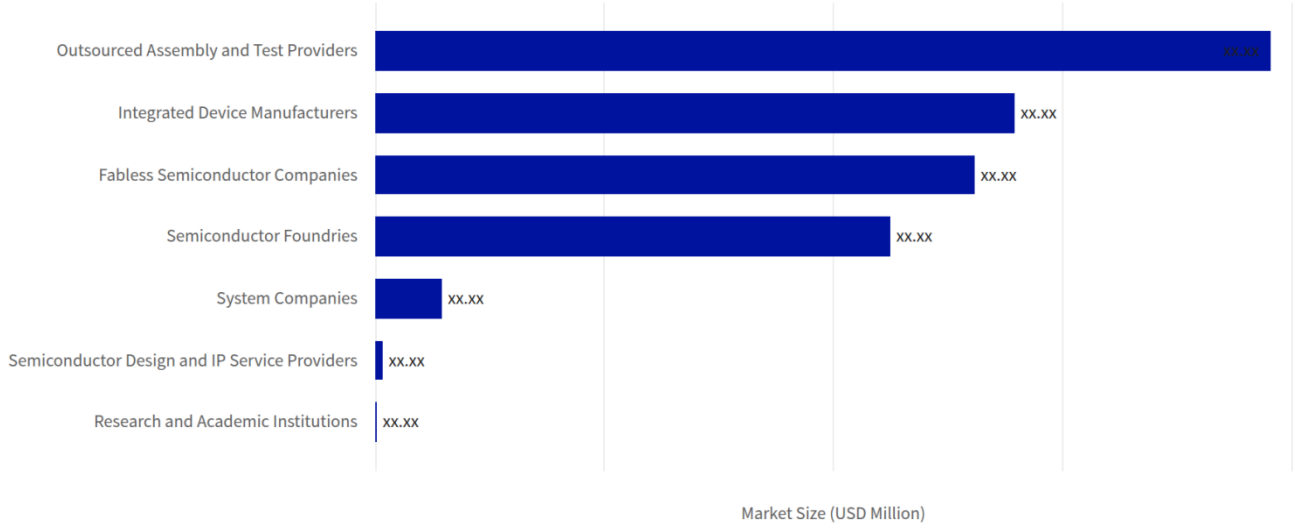

Table 67. Global SoC & Memory Semiconductor Tester Market, by Buyer Type growth contribution, 2025-2032

Category	2025 value (USD Million)	2032 value (USD Million)	Added value (USD Million)	2025 share (%)	2032 share (%)	Change (pp)	Growth share (%)	CAGR (%)
Fabless Semiconductor Companies	xx.xx	xx.xx	xx.xx	xx.xx	xx.xx	xx.xx	xx.xx	xx.xx
Integrated Device Manufacturers	xx.xx	xx.xx	xx.xx	xx.xx	xx.xx	xx.xx	xx.xx	xx.xx
Outsourced Assembly and Test Providers	xx.xx	xx.xx	xx.xx	xx.xx	xx.xx	xx.xx	xx.xx	xx.xx
Research and Academic Institutions	xx.xx	xx.xx	xx.xx	xx.xx	xx.xx	xx.xx	xx.xx	xx.xx
Semiconductor Design and IP Service Providers	xx.xx	xx.xx	xx.xx	xx.xx	xx.xx	xx.xx	xx.xx	xx.xx
Semiconductor Foundries	xx.xx	xx.xx	xx.xx	xx.xx	xx.xx	xx.xx	xx.xx	xx.xx
System Companies	xx.xx	xx.xx	xx.xx	xx.xx	xx.xx	xx.xx	xx.xx	xx.xx
Scope total	**xx.xx**	**xx.xx**	**xx.xx**	**xx.xx**	**xx.xx**	**xx.xx**	**xx.xx**	**xx.xx**

Table 68. Global SoC & Memory Semiconductor Tester Market Size, by Buyer Type, 2017-2040 (USD Million)

Buyer Type	2017	2024	2025	2026	2027	2032	2040	CAGR (%)
Fabless Semiconductor Companies	xx.xx	xx.xx	xx.xx	xx.xx	xx.xx	xx.xx	xx.xx	xx.xx
Integrated Device Manufacturers	xx.xx	xx.xx	xx.xx	xx.xx	xx.xx	xx.xx	xx.xx	xx.xx
Outsourced Assembly and Test Providers	xx.xx	xx.xx	xx.xx	xx.xx	xx.xx	xx.xx	xx.xx	xx.xx
Research and Academic Institutions	xx.xx	xx.xx	xx.xx	xx.xx	xx.xx	xx.xx	xx.xx	xx.xx
Semiconductor Design and IP Service Providers	xx.xx	xx.xx	xx.xx	xx.xx	xx.xx	xx.xx	xx.xx	xx.xx
Semiconductor Foundries	xx.xx	xx.xx	xx.xx	xx.xx	xx.xx	xx.xx	xx.xx	xx.xx
System Companies	xx.xx	xx.xx	xx.xx	xx.xx	xx.xx	xx.xx	xx.xx	xx.xx
Total	**xx.xx**	**xx.xx**	**xx.xx**	**xx.xx**	**xx.xx**	**xx.xx**	**xx.xx**	**xx.xx**

Sources & Evidence

1. Teradyne, Inc. Form 10-K for the Year Ended December 31, 2025

- Teradyne's 2025 Form xx.xx-K distinguishes OEM, IDM, or fabless specifying customers from purchasing customers placing orders and receiving equipment. ([investors.teradyne.com](https://investors.teradyne.com/sec-filings/all-sec-filings/content/xx.xx-xx.xx-xx.xx/xx.xx-xx.xx-xx.xx.pdf))
- Taxonomy evidence: The filing separates customers choosing platforms from customers actually ordering and receiving equipment. This directly supports separating specification influence from equipment procurement. ([investors.teradyne.com](https://investors.teradyne.com/sec-filings/all-sec-filings/content/xx.xx-xx.xx-xx.xx/xx.xx-xx.xx-xx.xx.pdf))
- Evidence informing the 2023 market-value input; displayed series and growth include calculations: The revenue-disaggregation table reports 2023 point-in-time SoC revenue of USD xx.xx and memory revenue of USD xx.xx. Replacement parts require a further modeled deduction. ([investors.teradyne.com](https://investors.teradyne.com/sec-filings/all-sec-filings/content/xx.xx-xx.xx-xx.xx/xx.xx-xx.xx-xx.xx.pdf))
- Evidence informing the 2024 market-value input; displayed series and growth include calculations: The filing reports 2024 point-in-time SoC revenue of USD xx.xx and memory revenue of USD xx.xx separately from over-time revenue and IST. ([investors.teradyne.com](https://investors.teradyne.com/sec-filings/all-sec-filings/content/xx.xx-xx.xx-xx.xx/xx.xx-xx.xx-xx.xx.pdf))
- Evidence informing the 2025 market-value input; displayed series and growth include calculations: The filing reports 2025 point-in-time SoC revenue of USD xx.xx and memory revenue of USD xx.xx. Point-in-time recognition includes products and replacement parts and is therefore an equipment proxy rather than an exact complete-system subtotal. ([investors.teradyne.com](https://investors.teradyne.com/sec-filings/all-sec-filings/content/xx.xx-xx.xx-xx.xx/xx.xx-xx.xx-xx.xx.pdf))
- Evidence informing base-year allocation inputs; displayed values and growth are calculated: OEM platform specification is not proof of direct equipment purchasing; the system-company numerator and forecast remain assumption-led.
- Evidence informing forecast-year allocation inputs; displayed values and growth are calculated: OEM platform specification is not proof of direct equipment purchasing; the system-company numerator and forecast remain assumption-led.

2. Amkor Technology, Inc. Form 10-K for the Year Ended December 31, 2025

   · Amkor discloses standardized tester-platform investment, customer-consigned test equipment, generally nonbinding customer forecasts, and equipment-redeployment exposure. These facts support separating operator investment from customer platform preference.
   ([sec.gov](https://www.sec.gov/Archives/edgar/data/xx.xx/xx.xx/amkr-xx.xx.htm))

   · Evidence informing the 2025 market-value input; displayed series and growth include calculations: Amkor reports 2025 capital expenditures of USD xx.xx versus USD xx.xx in 2024, covering packaging, testing and facilities. The amount is a buyer-spending constraint, not tester-only spending.
   ([sec.gov](https://www.sec.gov/Archives/edgar/data/xx.xx/xx.xx/amkr-xx.xx.htm))

   · Evidence informing the 2026 market-value input; displayed series and growth include calculations: The filing's USD xx.xx-xx.xx 2026 capital-expenditure expectation is primarily increased by Arizona construction. It cannot be treated as an equivalent tester award or annual tester-market increment.
   ([sec.gov](https://www.sec.gov/Archives/edgar/data/xx.xx/xx.xx/amkr-xx.xx.htm))

   · Evidence informing the 2028 market-value input; displayed series and growth include calculations: Standardized tester investment, customer-consigned equipment and equipment-redeployment risks qualify the conversion from announced capacity projects to incremental tester purchases. No project investment is added directly to the 2028 forecast.
   ([sec.gov](https://www.sec.gov/Archives/edgar/data/xx.xx/xx.xx/amkr-xx.xx.htm))

   · Evidence informing the 2029 market-value input; displayed series and growth include calculations: The buyer's broad spending and commitment disclosures support retaining procurement-conversion and reuse uncertainty rather than equating project completion with tester sales.
   ([sec.gov](https://www.sec.gov/Archives/edgar/data/xx.xx/xx.xx/amkr-xx.xx.htm))

   · Evidence informing base-year allocation inputs; displayed values and growth are calculated: Amkor's USD xx.xx 2025 capital expenditure is broader than testers; customer-consigned equipment and standardized-platform investment support separate funding and hosting attribution.

   · Evidence informing forecast-year allocation inputs; displayed values and growth are calculated: Amkor's USD xx.xx 2025 capital expenditure is broader than testers; customer-consigned equipment and standardized-platform investment support separate funding and hosting attribution.

3. Mapping the Semiconductor Value Chain: Working Towards Identifying Dependencies and Vulnerabilities

   · OECD distinguishes fabless, system-company, IP-vendor, foundry, IDM, and outsourced assembly/test roles and describes hybrid and outsourced arrangements. These business models do not independently identify an equipment purchaser.
   ([oecd.org](https://www.oecd.org/content/dam/oecd/en/publications/reports/2025/xx.xx/mapping-the-semiconductor-value-chain_5ba52971/4154cdbf-en.pdf))

   · Taxonomy evidence: The business-model discussion distinguishes fabless, system-company, IP-vendor, foundry, IDM and OSAT roles and explains that roles can vary at product level. Inference: diversified-parent identity alone cannot produce an exclusive buyer allocation. These definitions do not establish tester procurement.
   ([oecd.org](https://www.oecd.org/content/dam/oecd/en/publications/reports/2025/xx.xx/mapping-the-semiconductor-value-chain_5ba52971/4154cdbf-en.pdf))

   · Taxonomy evidence: The value-chain overview distinguishes business models and notes that firms can combine roles.
   ([oecd.org](https://www.oecd.org/content/dam/oecd/en/publications/reports/2025/xx.xx/mapping-the-semiconductor-value-chain_5ba52971/4154cdbf-en.pdf))

4. Quality Policy - Taiwan Semiconductor Manufacturing Company Limited

   · TSMC includes in-house or outsourced testing among activities within its quality-management system; the policy does not identify the purchasing principal for a particular tester.
   ([tsmc.com](https://www.tsmc.com/english/aboutTSMC/quality_and_reliability))

5. Advanced Testing Services - Alchip

   · Alchip's ASIC turnkey services page reports ownership of a V93K located at a test house for design-stage use, separating equipment ownership from physical hosting. ([alchip.com](https://www.alchip.com/public/en/ASIC_Turnkey_Solutions/Production_Services/Advanced_Testing_Services))

   · Evidence informing base-year allocation inputs; displayed values and growth are calculated: Alchip identifies an owned V93K hosted at a test house. This supports category and ownership attribution, not annual purchase quantities, prices or the forecast.

   · Evidence informing forecast-year allocation inputs; displayed values and growth are calculated: Alchip identifies an owned V93K hosted at a test house. This supports category and ownership attribution, not annual purchase quantities, prices or the forecast.

6. Verigy Tester | Utah Nanofab

   · The University of Utah lists a Verigy V93000 SoC platform and an institutional access route. The page establishes a listed installation, not its acquisition history or a future procurement. ([nanofab.utah.edu](https://www.nanofab.utah.edu/affiliated-labs/verigy-tester/))

   · Evidence informing base-year allocation inputs; displayed values and growth are calculated: The university lists a V93000 SoC platform and access arrangement. This establishes an institutional equipment category, not a 2025 purchase or future procurement.

   · Evidence informing forecast-year allocation inputs; displayed values and growth are calculated: The university lists a V93000 SoC platform and access arrangement. This establishes an institutional equipment category, not a 2025 purchase or future procurement.

7. Collaborative Alliance for Semiconductor Test - SEMI

   · Taxonomy evidence: The semiconductor-test community explicitly distinguishes device manufacturers, fabless businesses, and OSATs from ATE suppliers; membership is not proof of purchasing. ([semi.org](https://www.semi.org/en/communities/cast))

8. Advantest - FY2024 Consolidated Financial Results Presentation, April 25, 2025

   · Evidence informing the 2023 market-value input; displayed series and growth include calculations: Quarterly product-revenue disclosures support calendar-2023 totals of JPY xx.xx for SoC testers and JPY xx.xx for memory testers, before modeled scope adjustments. ([advantest.com](https://www.advantest.com/document/en/investors/ir-library/result/JE_BIZ_250425_slide.pdf))

   · Evidence informing the 2024 market-value input; displayed series and growth include calculations: Quarterly product-revenue disclosures support calendar-2024 totals of JPY xx.xx for SoC testers and JPY xx.xx for memory testers; handling, services and system-level testing are disclosed separately. ([advantest.com](https://www.advantest.com/document/en/investors/ir-library/result/JE_BIZ_250425_slide.pdf))

9. Advantest - FY2025 Third Quarter Financial Results Presentation, January 28, 2026

   · Evidence informing the 2025 market-value input; displayed series and growth include calculations: The disclosed January-March 2025 quarter and April-December 2025 quarters produce calendar-2025 SoC tester revenue of JPY xx.xx and memory tester revenue of JPY xx.xx. These are supplier revenues, not a published global market total. ([advantest.com](https://www.advantest.com/document/en/investors/ir-library/result/JE_BIZ_260128_slide.pdf))

10. Advantest - FY2026 First Quarter Financial Results Presentation, July 29, 2026
    - Evidence informing the 2026 market-value input; displayed series and growth include calculations: The presentation reports January-March 2026 SoC/memory revenues of JPY xx.xx/xx.xx and April-June revenues of JPY xx.xx/xx.xx. July guidance forecasts fiscal-2026 SoC/memory revenues of JPY xx.xx/xx.xx and supplies the fiscal-to-calendar bridge. Guidance is not realized revenue. ([advantest.com](https://www.advantest.com/document/en/investors/ir-library/result/JE_BIZ_260729_slide.pdf))
    - Evidence informing the 2040 market-value input; displayed series and growth include calculations: Current equipment revenue and company-specific capacity plans constrain the forecast starting point, not the assumed long-run growth rate or the 2040 result. ([advantest.com](https://www.advantest.com/document/en/investors/ir-library/result/JE_BIZ_260729_slide.pdf))
11. Teradyne, Inc. - Form 10-Q for the Quarterly Period Ended June 28, 2026
    - Evidence informing the 2026 market-value input; displayed series and growth include calculations: First-half 2026 point-in-time revenue was USD xx.xx for SoC and USD xx.xx for memory. Comparable first-half 2025 amounts were USD xx.xx and USD xx.xx independently establishing strong realized growth before the modeled second half. ([investors.teradyne.com](https://investors.teradyne.com/sec-filings/all-sec-filings/content/xx.xx-xx.xx-xx.xx/xx.xx-xx.xx-xx.xx.pdf))
12. Cohu, Inc. - Form 10-K for the Fiscal Year Ended December 27, 2025
    - Evidence informing the 2023 market-value input; displayed series and growth include calculations: Cohu reports 2023 systems-semiconductor test and inspection revenue of USD xx.xx. Only an assumed complete-tester and eligible-device portion enters this market. ([sec.gov](https://www.sec.gov/Archives/edgar/data/xx.xx/xx.xx/cohu20251227_10k.htm))
    - Evidence informing the 2024 market-value input; displayed series and growth include calculations: Cohu reports 2024 systems-semiconductor test and inspection revenue of USD xx.xx separately from non-systems revenue. ([sec.gov](https://www.sec.gov/Archives/edgar/data/xx.xx/xx.xx/cohu20251227_10k.htm))
    - Evidence informing the 2025 market-value input; displayed series and growth include calculations: Cohu reports 2025 systems-semiconductor test and inspection revenue of USD xx.xx. Automation, inspection, interfaces and recurring services prevent attribution of the whole company to SoC testers. ([sec.gov](https://www.sec.gov/Archives/edgar/data/xx.xx/xx.xx/cohu20251227_10k.htm))
13. Hangzhou Changchuan Technology Co., Ltd. - 2025 Annual Report
    - Evidence informing the 2024 market-value input; displayed series and growth include calculations: The product table reports 2024 tester revenue of CNY xx.xx, distinct from handlers and other products. Its SoC-eligible portion remains modeled. ([static.cninfo.com.cn](https://static.cninfo.com.cn/finalpage/2026-xx.xx-xx.xx/xx.xx.PDF))
    - Evidence informing the 2025 market-value input; displayed series and growth include calculations: The product table reports 2025 tester revenue of CNY xx.xx. The filing's broader analog and digital portfolio requires a scope adjustment rather than inclusion of all tester revenue. ([static.cninfo.com.cn](https://static.cninfo.com.cn/finalpage/2026-xx.xx-xx.xx/xx.xx.PDF))
14. YC Corporation - Business Report for the Year Ended December 31, 2025
    - Evidence informing the 2023 market-value input; displayed series and growth include calculations: The sales table reports KRW xx.xx for the 2023 memory-wafer-tester, semiconductor-equipment, parts, modification and related category. Complete-equipment attribution requires a deduction. ([kind.krx.co.kr](https://kind.krx.co.kr/external/2026/xx.xx/xx.xx/xx.xx/xx.xx/xx.xx.htm))
    - Evidence informing the 2024 market-value input; displayed series and growth include calculations: The comparable 2024 category revenue is KRW xx.xx, not an independently isolated complete-tester total. ([kind.krx.co.kr](https://kind.krx.co.kr/external/2026/xx.xx/xx.xx/xx.xx/xx.xx/xx.xx.htm))
    - Evidence informing the 2025 market-value input; displayed series and growth include calculations: The comparable 2025 category revenue is KRW xx.xx. Parts, modifications and other equipment remain a material scope uncertainty. ([kind.krx.co.kr](https://kind.krx.co.kr/external/2026/xx.xx/xx.xx/xx.xx/xx.xx/xx.xx.htm))

15. Chroma ESG - About Chroma: 2025 Group Financial and Operating Profile

· Evidence informing the 2025 market-value input; displayed series and growth include calculations: Chroma's own disclosure states 2025 group consolidated revenue of USD xx.xx. This broad corporate amount constrains, but does not directly measure, its eligible complete-SoC-tester revenue. ([csr.chromaate.com](https://csr.chromaate.com/en/esg-en/green-chroma-en/brand-en))

16. Chroma ESG - Green Revenue and Financial Performance, 2025

· Evidence informing the 2024 market-value input; displayed series and growth include calculations: Chroma reports 2025 consolidated revenue growth of xx.xx%. The model uses this company growth rate to backcast its small 2024 scoped revenue budget at a constant conversion basis, not as an observed 2024 tester subtotal. ([csr.chromaate.com](https://csr.chromaate.com/en/esg-en/green-chroma-en/green-revenue-en))

· Evidence informing the 2025 market-value input; displayed series and growth include calculations: The disclosure distinguishes broad measurement products and SLT demand, reinforcing the need to exclude unrelated corporate revenue from the SoC/memory tester estimate. ([csr.chromaate.com](https://csr.chromaate.com/en/esg-en/green-chroma-en/green-revenue-en))

17. Federal Reserve Board - Foreign Exchange Rates, G.5A, January 5, 2026

· Evidence informing the 2023 market-value input; displayed series and growth include calculations: The official annual-average exchange-rate release supplies the currency-conversion benchmark; the model uses JPY xx.xx per USD for its large calendar-2023 Japanese revenue anchor and an explicitly rounded KRW conversion for the smaller Korean budget. ([fred.stlouisfed.org](https://fred.stlouisfed.org/series/AEXJPUS/))

· Evidence informing the 2024 market-value input; displayed series and growth include calculations: The model uses JPY xx.xx per USD for calendar 2024; small CNY and KRW budgets use disclosed approximate conversion assumptions close to the official annual averages. ([fred.stlouisfed.org](https://fred.stlouisfed.org/series/AEXJPUS/))

· Evidence informing the 2025 market-value input; displayed series and growth include calculations: The model uses JPY xx.xx per USD for calendar 2025. CNY xx.xx and KRW xx.xx per USD are rounded modeling conventions, not the release's exact observations. ([fred.stlouisfed.org](https://fred.stlouisfed.org/series/AEXJPUS/))

18. SEMI - 2018 Global Semiconductor Equipment Sales Jump to Record USD 64.5 Billion

· Evidence informing the 2017 market-value input; displayed series and growth include calculations: The association's member-billings release reports xx.xx% growth in total test equipment sales in 2018. Its inverse supplies the 2017 historical proxy; it is not a direct observation of the narrower captured market. ([www1.semi.org](https://www1.semi.org/en/2018-global-semiconductor-equipment-sales-jump-record-xx.xx-billion))

· Evidence informing the 2018 market-value input; displayed series and growth include calculations: The release reports approximately USD xx.xx of total semiconductor-equipment sales in 2018, used only with the 2019 equipment total as a disclosed broad-cycle proxy. ([www1.semi.org](https://www1.semi.org/en/2018-global-semiconductor-equipment-sales-jump-record-xx.xx-billion))

19. SEMI - 2020 Global Semiconductor Equipment Sales Surge 19% to Industry Record USD 71.2 Billion

· Evidence informing the 2018 market-value input; displayed series and growth include calculations: The release reports 2019 total equipment billings of USD xx.xx. Relative to the published approximate 2018 total, this supplies a broad-equipment downturn proxy, not an observed SoC/memory tester growth rate. ([semi.org](https://www.semi.org/en/news-media-press/semi-press-releases/annual-global-semiconductor-equipment-sales))

· Evidence informing the 2019 market-value input; displayed series and growth include calculations: Reported 2020 total-test-equipment growth of xx.xx% supplies the inverse bridge into 2019. ([semi.org](https://www.semi.org/en/news-media-press/semi-press-releases/annual-global-semiconductor-equipment-sales))

· Evidence informing the 2020 market-value input; displayed series and growth include calculations: The association's member-submitted billings dataset reports xx.xx% total-test-equipment growth in 2020, used as a historical demand-cycle proxy. ([semi.org](https://www.semi.org/en/news-media-press/semi-press-releases/annual-global-semiconductor-equipment-sales))

20. SEMI - 2021 Global Semiconductor Equipment Sales Surge 44% to Industry Record USD 102.6 Billion
· Evidence informing the 2020 market-value input; displayed series and growth include calculations: Reported total-test-equipment sales growth of xx.xx% in 2021 supports the inverse bridge from the 2021 estimate to 2020. ([semi.org](https://www.semi.org/en/news-media-press-releases/semi-press-releases/2021-global-semiconductor-equipment-sales-surge-xx.xx%xx.xx-to-industry-record-%xx.xx-billion-semi-reports))
· Evidence informing the 2021 market-value input; displayed series and growth include calculations: The xx.xx% test-equipment increase is a member-billings observation for a broader equipment class, not the final market value returned here.
([semi.org](https://www.semi.org/en/news-media-press-releases/semi-press-releases/2021-global-semiconductor-equipment-sales-surge-xx.xx%xx.xx-to-industry-record-%xx.xx-billion-semi-reports))
21. SEMI - Global Semiconductor Equipment Billings Reach Industry Record USD 107.6 Billion in 2022
· Evidence informing the 2021 market-value input; displayed series and growth include calculations: The release reports a xx.xx% contraction in total-test-equipment billings in 2022, supporting the inverse historical bridge into 2021.
([semi.org](https://www.semi.org/en/news-media-press-releases/semi-press-releases/global-semiconductor-equipment-billings-reach-industry-record-%xx.xx-billion-in-2022-semi-reports))
22. SEMI - Global Semiconductor Equipment Billings Slip to USD 106.3 Billion in 2023
· Evidence informing the 2023 market-value input; displayed series and growth include calculations: The xx.xx% broader test-equipment decline supplies a historical-cycle constraint and one small-supplier backcast assumption, not the target-market level.
([semi.org](https://www.semi.org/en/news-media-press-releases/semi-press-releases/global-semiconductor-equipment-billings-slip-to-%xx.xx-billion-in-2023-semi-reports))
23. SEMI - Global Semiconductor Equipment Billings Surged to USD 117 Billion in 2024
· Evidence informing the 2024 market-value input; displayed series and growth include calculations: Realized total-test-equipment billings increased xx.xx% in 2024. This independently checks the direction and approximate magnitude of the modeled target-market recovery without substituting the broader category for this market.
([semi.org](https://www.semi.org/en/semi-press-release/global-semiconductor-equipment-billings-surged-to-xx.xx-billion-dollars-in-2024-semi-reports))
24. SEMI - Global Semiconductor Equipment Billings Reached USD 135 Billion in 2025
· Evidence informing the 2025 market-value input; displayed series and growth include calculations: The association reports realized total-test-equipment billings growth of xx.xx% in 2025. The modeled target-market increase of approximately xx.xx% is directionally consistent; differing product boundaries prevent an exact reconciliation.
([semi.org](https://www.semi.org/en/SEMI-Reports-Global-Semiconductor-Equipment-Billings-Reached-xx.xx-Billion-in-2025))

25. Advantest - Annual Securities Report and Business Report for the Year Ended March 31, 2026
    - Evidence informing the 2025 market-value input; displayed series and growth include calculations: Note xx.xx identifies customer operating leases of semiconductor test systems and JPY xx.xx of future payments receivable at March xx.xx 2025. This establishes a small supplier-specific leasing activity, not annual global leasing revenue. ([advantest.com](https://www.advantest.com/document/en/investors/ir-library/report/IR_SecuritiesandBusinesReport_84th_en.pdf))
    - Evidence informing the 2026 market-value input; displayed series and growth include calculations: Future customer lease payments receivable were JPY xx.xx at March xx.xx 2026; disclosed terms were one to three years and noncancelable. These figures qualify any assumption that OEM leasing is necessarily large or offers flexible exit. ([advantest.com](https://www.advantest.com/document/en/investors/ir-library/report/IR_SecuritiesandBusinesReport_84th_en.pdf))
    - Evidence informing base-year allocation inputs; displayed values and growth are calculated: Named NVIDIA-group customer receipts constrain direct fabless purchasing; fiscal/calendar and eligible-equipment attribution remain modeled.
    - Evidence informing forecast-year allocation inputs; displayed values and growth are calculated: Named NVIDIA-group customer receipts constrain direct fabless purchasing; fiscal/calendar and eligible-equipment attribution remain modeled.
    - Evidence informing base-year allocation inputs; displayed values and growth are calculated: Named TSMC customer receipts anchor the foundry purchasing model; other suppliers and foundries require explicit coverage assumptions.
    - Evidence informing forecast-year allocation inputs; displayed values and growth are calculated: Named TSMC customer receipts anchor the foundry purchasing model; other suppliers and foundries require explicit coverage assumptions.
26. ASE Technology Holding - Fourth Quarter and Full Year 2025 Financial Results, Form 6-K, February 5, 2026
    - Evidence informing base-year allocation inputs; displayed values and growth are calculated: ASE reports USD xx.xx of 2025 testing-equipment capital expenditure, a monetary purchasing anchor before complete-tester scope deductions.
    - Evidence informing forecast-year allocation inputs; displayed values and growth are calculated: ASE reports USD xx.xx of 2025 testing-equipment capital expenditure, a monetary purchasing anchor before complete-tester scope deductions.
27. ChipMOS - FY2025 and Fourth Quarter 2025 Investor Presentation
    - Evidence informing base-year allocation inputs; displayed values and growth are calculated: The presentation reports TWD xx.xx of 2025 capital expenditure and a xx.xx% testing allocation; currency and complete-tester attribution are modeled bridges.
    - Evidence informing forecast-year allocation inputs; displayed values and growth are calculated: The presentation reports TWD xx.xx of 2025 capital expenditure and a xx.xx% testing allocation; currency and complete-tester attribution are modeled bridges.

11.1. Integrated Device Manufacturers

Table 69. Global SoC & Memory Semiconductor Tester Market Size, by Integrated Device Manufacturers, by Region, 2017-2040 (USD Million)

Region	2017	2024	2025	2026	2027	2032	2040	CAGR (%)
Africa	xx.xx	xx.xx	xx.xx	xx.xx	xx.xx	xx.xx	xx.xx	xx.xx
Asia-Pacific	xx.xx	xx.xx	xx.xx	xx.xx	xx.xx	xx.xx	xx.xx	xx.xx
Europe	xx.xx	xx.xx	xx.xx	xx.xx	xx.xx	xx.xx	xx.xx	xx.xx
Latin America	xx.xx	xx.xx	xx.xx	xx.xx	xx.xx	xx.xx	xx.xx	xx.xx
Middle East	xx.xx	xx.xx	xx.xx	xx.xx	xx.xx	xx.xx	xx.xx	xx.xx
North America	xx.xx	xx.xx	xx.xx	xx.xx	xx.xx	xx.xx	xx.xx	xx.xx
Total	**xx.xx**	**xx.xx**	**xx.xx**	**xx.xx**	**xx.xx**	**xx.xx**	**xx.xx**	**xx.xx**

Table 70. Global SoC & Memory Semiconductor Tester Market Size, by Integrated Device Manufacturers, by Group, 2017-2040 (USD Million)

Group	2017	2024	2025	2026	2027	2032	2040	CAGR (%)
ASEAN	xx.xx	xx.xx	xx.xx	xx.xx	xx.xx	xx.xx	xx.xx	xx.xx
BRICS	xx.xx	xx.xx	xx.xx	xx.xx	xx.xx	xx.xx	xx.xx	xx.xx
European Union	xx.xx	xx.xx	xx.xx	xx.xx	xx.xx	xx.xx	xx.xx	xx.xx
G7	xx.xx	xx.xx	xx.xx	xx.xx	xx.xx	xx.xx	xx.xx	xx.xx
GCC	xx.xx	xx.xx	xx.xx	xx.xx	xx.xx	xx.xx	xx.xx	xx.xx
NATO	xx.xx	xx.xx	xx.xx	xx.xx	xx.xx	xx.xx	xx.xx	xx.xx

Table 71. Global SoC & Memory Semiconductor Tester Market Size, by Integrated Device Manufacturers, by Country, 2017-2040 (USD Million)

Country	2017	2024	2025	2026	2027	2032	2040	CAGR (%)
Australia	xx.xx	xx.xx	xx.xx	xx.xx	xx.xx	xx.xx	xx.xx	xx.xx
Brazil	xx.xx	xx.xx	xx.xx	xx.xx	xx.xx	xx.xx	xx.xx	xx.xx
Canada	xx.xx	xx.xx	xx.xx	xx.xx	xx.xx	xx.xx	xx.xx	xx.xx
China	xx.xx	xx.xx	xx.xx	xx.xx	xx.xx	xx.xx	xx.xx	xx.xx
France	xx.xx	xx.xx	xx.xx	xx.xx	xx.xx	xx.xx	xx.xx	xx.xx
Germany	xx.xx	xx.xx	xx.xx	xx.xx	xx.xx	xx.xx	xx.xx	xx.xx
India	xx.xx	xx.xx	xx.xx	xx.xx	xx.xx	xx.xx	xx.xx	xx.xx
Italy	xx.xx	xx.xx	xx.xx	xx.xx	xx.xx	xx.xx	xx.xx	xx.xx
Japan	xx.xx	xx.xx	xx.xx	xx.xx	xx.xx	xx.xx	xx.xx	xx.xx
Mexico	xx.xx	xx.xx	xx.xx	xx.xx	xx.xx	xx.xx	xx.xx	xx.xx
Russia	xx.xx	xx.xx	xx.xx	xx.xx	xx.xx	xx.xx	xx.xx	xx.xx
South Korea	xx.xx	xx.xx	xx.xx	xx.xx	xx.xx	xx.xx	xx.xx	xx.xx
Spain	xx.xx	xx.xx	xx.xx	xx.xx	xx.xx	xx.xx	xx.xx	xx.xx
United Kingdom	xx.xx	xx.xx	xx.xx	xx.xx	xx.xx	xx.xx	xx.xx	xx.xx
United States	xx.xx	xx.xx	xx.xx	xx.xx	xx.xx	xx.xx	xx.xx	xx.xx
Others	xx.xx	xx.xx	xx.xx	xx.xx	xx.xx	xx.xx	xx.xx	xx.xx
Total	**xx.xx**	**xx.xx**	**xx.xx**	**xx.xx**	**xx.xx**	**xx.xx**	**xx.xx**	**xx.xx**

Sources & Evidence

1. Mapping the Semiconductor Value Chain: Working Towards Identifying Dependencies and Vulnerabilities
   · Taxonomy evidence: IDM and contract-foundry activities can coexist within one company, supporting the need to identify the funded procuring activity rather than duplicate its parent. ([oecd.org](https://www.oecd.org/content/dam/oecd/en/publications/reports/2025/xx.xx/mapping-the-semiconductor-value-chain_5ba52971/4154cdbf-en.pdf))
   · Taxonomy evidence: IDMs combine proprietary chip design, production, and sales, including fab-lite arrangements. ([oecd.org](https://www.oecd.org/content/dam/oecd/en/publications/reports/2025/xx.xx/mapping-the-semiconductor-value-chain_5ba52971/4154cdbf-en.pdf))
2. Collaborative Alliance for Semiconductor Test - SEMI
   · Taxonomy evidence: IDMs are explicitly represented as a semiconductor-test stakeholder class. ([semi.org](https://www.semi.org/en/communities/cast))

3. Advantest - FY2024 Consolidated Financial Results Presentation, April 25, 2025
   · Evidence informing the 2023 market-value input; displayed series and growth include calculations: Quarterly product-revenue disclosures support calendar-2023 totals of JPY xx.xx for SoC testers and JPY xx.xx for memory testers, before modeled scope adjustments. ([advantest.com](https://www.advantest.com/document/en/investors/ir-library/result/JE_BIZ_250425_slide.pdf))
   · Evidence informing the 2024 market-value input; displayed series and growth include calculations: Quarterly product-revenue disclosures support calendar-2024 totals of JPY xx.xx for SoC testers and JPY xx.xx for memory testers; handling, services and system-level testing are disclosed separately. ([advantest.com](https://www.advantest.com/document/en/investors/ir-library/result/JE_BIZ_250425_slide.pdf))
4. Advantest - FY2025 Third Quarter Financial Results Presentation, January 28, 2026
   · Evidence informing the 2025 market-value input; displayed series and growth include calculations: The disclosed January-March 2025 quarter and April-December 2025 quarters produce calendar-2025 SoC tester revenue of JPY xx.xx and memory tester revenue of JPY xx.xx. These are supplier revenues, not a published global market total. ([advantest.com](https://www.advantest.com/document/en/investors/ir-library/result/JE_BIZ_260128_slide.pdf))
   · Evidence informing base-year allocation inputs; displayed values and growth are calculated: Quarterly ship-to records calibrate the Americas destination proxy; equipment scope and regional subdivision remain modeled.
   · Evidence informing base-year allocation inputs; displayed values and growth are calculated: Quarterly Europe destination revenue constrains the European equipment-demand weight.
   · Evidence informing base-year allocation inputs; displayed values and growth are calculated: Country ship-to revenue provides the main calibration for Asia-Pacific concentration.
   · Evidence informing base-year allocation inputs; displayed values and growth are calculated: China deliveries constrain the base country equipment-demand proxy.
   · Evidence informing base-year allocation inputs; displayed values and growth are calculated: Korea deliveries constrain the base country equipment-demand proxy.
   · Evidence informing base-year allocation inputs; displayed values and growth are calculated: Japan deliveries constrain the base country equipment-demand proxy.
5. Advantest - FY2026 First Quarter Financial Results Presentation, July 29, 2026
   · Evidence informing the 2026 market-value input; displayed series and growth include calculations: The presentation reports January-March 2026 SoC/memory revenues of JPY xx.xx/xx.xx and April-June revenues of JPY xx.xx/xx.xx. July guidance forecasts fiscal-2026 SoC/memory revenues of JPY xx.xx/xx.xx and supplies the fiscal-to-calendar bridge. Guidance is not realized revenue. ([advantest.com](https://www.advantest.com/document/en/investors/ir-library/result/JE_BIZ_260729_slide.pdf))
   · Evidence informing the 2040 market-value input; displayed series and growth include calculations: Current equipment revenue and company-specific capacity plans constrain the forecast starting point, not the assumed long-run growth rate or the 2040 result. ([advantest.com](https://www.advantest.com/document/en/investors/ir-library/result/JE_BIZ_260729_slide.pdf))

6. Teradyne, Inc. - Form 10-K for the Year Ended December 31, 2025
   - Evidence informing the 2023 market-value input; displayed series and growth include calculations: The revenue-disaggregation table reports 2023 point-in-time SoC revenue of USD xx.xx and memory revenue of USD xx.xx. Replacement parts require a further modeled deduction. ([investors.teradyne.com](https://investors.teradyne.com/sec-filings/all-sec-filings/content/xx.xx-xx.xx-xx.xx/xx.xx-xx.xx-xx.xx.pdf))
   - Evidence informing the 2024 market-value input; displayed series and growth include calculations: The filing reports 2024 point-in-time SoC revenue of USD xx.xx and memory revenue of USD xx.xx separately from over-time revenue and IST. ([investors.teradyne.com](https://investors.teradyne.com/sec-filings/all-sec-filings/content/xx.xx-xx.xx-xx.xx/xx.xx-xx.xx-xx.xx.pdf))
   - Evidence informing the 2025 market-value input; displayed series and growth include calculations: The filing reports 2025 point-in-time SoC revenue of USD xx.xx and memory revenue of USD xx.xx. Point-in-time recognition includes products and replacement parts and is therefore an equipment proxy rather than an exact complete-system subtotal. ([investors.teradyne.com](https://investors.teradyne.com/sec-filings/all-sec-filings/content/xx.xx-xx.xx-xx.xx/xx.xx-xx.xx-xx.xx.pdf))
   - Evidence informing base-year allocation inputs; displayed values and growth are calculated: Customer-site geography and broader revenue disclosures support the scoped national destination bridge.
   - Evidence informing base-year allocation inputs; displayed values and growth are calculated: Customer-site attribution distinguishes receiving locations from specifying customer headquarters.
   - Evidence informing base-year allocation inputs; displayed values and growth are calculated: Europe revenue requires a substantial modeled exclusion of adjacent businesses and services.
   - Evidence informing base-year allocation inputs; displayed values and growth are calculated: Disclosed Asian customer-site revenues constrain the joint regional proxy.
7. Teradyne, Inc. - Form 10-Q for the Quarterly Period Ended June 28, 2026
   - Evidence informing the 2026 market-value input; displayed series and growth include calculations: First-half 2026 point-in-time revenue was USD xx.xx for SoC and USD xx.xx for memory. Comparable first-half 2025 amounts were USD xx.xx and USD xx.xx independently establishing strong realized growth before the modeled second half. ([investors.teradyne.com](https://investors.teradyne.com/sec-filings/all-sec-filings/content/xx.xx-xx.xx-xx.xx/xx.xx-xx.xx-xx.xx.pdf))
8. Cohu, Inc. - Form 10-K for the Fiscal Year Ended December 27, 2025
   - Evidence informing the 2023 market-value input; displayed series and growth include calculations: Cohu reports 2023 systems-semiconductor test and inspection revenue of USD xx.xx. Only an assumed complete-tester and eligible-device portion enters this market. ([sec.gov](https://www.sec.gov/Archives/edgar/data/xx.xx/xx.xx/cohu20251227_10k.htm))
   - Evidence informing the 2024 market-value input; displayed series and growth include calculations: Cohu reports 2024 systems-semiconductor test and inspection revenue of USD xx.xx separately from non-systems revenue. ([sec.gov](https://www.sec.gov/Archives/edgar/data/xx.xx/xx.xx/cohu20251227_10k.htm))
   - Evidence informing the 2025 market-value input; displayed series and growth include calculations: Cohu reports 2025 systems-semiconductor test and inspection revenue of USD xx.xx. Automation, inspection, interfaces and recurring services prevent attribution of the whole company to SoC testers. ([sec.gov](https://www.sec.gov/Archives/edgar/data/xx.xx/xx.xx/cohu20251227_10k.htm))
   - Evidence informing base-year allocation inputs; displayed values and growth are calculated: Asian destination disclosures provide an independent supplier cross-check on regional concentration.

9. Hangzhou Changchuan Technology Co., Ltd. - 2025 Annual Report
   · Evidence informing the 2024 market-value input; displayed series and growth include calculations: The product table reports 2024 tester revenue of CNY xx.xx, distinct from handlers and other products. Its SoC-eligible portion remains modeled. ([static.cninfo.com.cn](https://static.cninfo.com.cn/finalpage/2026-xx.xx-xx.xx/xx.xx.PDF))
   · Evidence informing the 2025 market-value input; displayed series and growth include calculations: The product table reports 2025 tester revenue of CNY xx.xx. The filing's broader analog and digital portfolio requires a scope adjustment rather than inclusion of all tester revenue. ([static.cninfo.com.cn](https://static.cninfo.com.cn/finalpage/2026-xx.xx-xx.xx/xx.xx.PDF))
10. YC Corporation - Business Report for the Year Ended December 31, 2025
   · Evidence informing the 2023 market-value input; displayed series and growth include calculations: The sales table reports KRW xx.xx for the 2023 memory-wafer-tester, semiconductor-equipment, parts, modification and related category. Complete-equipment attribution requires a deduction. ([kind.krx.co.kr](https://kind.krx.co.kr/external/2026/xx.xx/xx.xx/xx.xx/xx.xx/xx.xx.htm))
   · Evidence informing the 2024 market-value input; displayed series and growth include calculations: The comparable 2024 category revenue is KRW xx.xx, not an independently isolated complete-tester total. ([kind.krx.co.kr](https://kind.krx.co.kr/external/2026/xx.xx/xx.xx/xx.xx/xx.xx/xx.xx.htm))
   · Evidence informing the 2025 market-value input; displayed series and growth include calculations: The comparable 2025 category revenue is KRW xx.xx. Parts, modifications and other equipment remain a material scope uncertainty. ([kind.krx.co.kr](https://kind.krx.co.kr/external/2026/xx.xx/xx.xx/xx.xx/xx.xx/xx.xx.htm))
11. Chroma ESG - About Chroma: 2025 Group Financial and Operating Profile
   · Evidence informing the 2025 market-value input; displayed series and growth include calculations: Chroma's own disclosure states 2025 group consolidated revenue of USD xx.xx. This broad corporate amount constrains, but does not directly measure, its eligible complete-SoC-tester revenue. ([csr.chromaate.com](https://csr.chromaate.com/en/esg-en/green-chroma-en/brand-en))
12. Chroma ESG - Green Revenue and Financial Performance, 2025
   · Evidence informing the 2024 market-value input; displayed series and growth include calculations: Chroma reports 2025 consolidated revenue growth of xx.xx%. The model uses this company growth rate to backcast its small 2024 scoped revenue budget at a constant conversion basis, not as an observed 2024 tester subtotal. ([csr.chromaate.com](https://csr.chromaate.com/en/esg-en/green-chroma-en/green-revenue-en))
   · Evidence informing the 2025 market-value input; displayed series and growth include calculations: The disclosure distinguishes broad measurement products and SLT demand, reinforcing the need to exclude unrelated corporate revenue from the SoC/memory tester estimate. ([csr.chromaate.com](https://csr.chromaate.com/en/esg-en/green-chroma-en/green-revenue-en))
13. Federal Reserve Board - Foreign Exchange Rates, G.5A, January 5, 2026
   · Evidence informing the 2023 market-value input; displayed series and growth include calculations: The official annual-average exchange-rate release supplies the currency-conversion benchmark; the model uses JPY xx.xx per USD for its large calendar-2023 Japanese revenue anchor and an explicitly rounded KRW conversion for the smaller Korean budget. ([fred.stlouisfed.org](https://fred.stlouisfed.org/series/AEXJPUS/))
   · Evidence informing the 2024 market-value input; displayed series and growth include calculations: The model uses JPY xx.xx per USD for calendar 2024; small CNY and KRW budgets use disclosed approximate conversion assumptions close to the official annual averages. ([fred.stlouisfed.org](https://fred.stlouisfed.org/series/AEXJPUS/))
   · Evidence informing the 2025 market-value input; displayed series and growth include calculations: The model uses JPY xx.xx per USD for calendar 2025. CNY xx.xx and KRW xx.xx per USD are rounded modeling conventions, not the release's exact observations. ([fred.stlouisfed.org](https://fred.stlouisfed.org/series/AEXJPUS/))

14. SEMI - 2018 Global Semiconductor Equipment Sales Jump to Record USD 64.5 Billion

    · Evidence informing the 2017 market-value input; displayed series and growth include calculations: The association's member-billings release reports xx.xx% growth in total test equipment sales in 2018. Its inverse supplies the 2017 historical proxy; it is not a direct observation of the narrower captured market. ([www1.semi.org](https://www1.semi.org/en/2018-global-semiconductor-equipment-sales-jump-record-xx.xx-billion))

    · Evidence informing the 2018 market-value input; displayed series and growth include calculations: The release reports approximately USD xx.xx of total semiconductor-equipment sales in 2018, used only with the 2019 equipment total as a disclosed broad-cycle proxy. ([www1.semi.org](https://www1.semi.org/en/2018-global-semiconductor-equipment-sales-jump-record-xx.xx-billion))

15. SEMI - 2020 Global Semiconductor Equipment Sales Surge 19% to Industry Record USD 71.2 Billion

    · Evidence informing the 2018 market-value input; displayed series and growth include calculations: The release reports 2019 total equipment billings of USD xx.xx. Relative to the published approximate 2018 total, this supplies a broad-equipment downturn proxy, not an observed SoC/memory tester growth rate. ([semi.org](https://www.semi.org/en/news-media-press/semi-press-releases/annual-global-semiconductor-equipment-sales))

    · Evidence informing the 2019 market-value input; displayed series and growth include calculations: Reported 2020 total-test-equipment growth of xx.xx% supplies the inverse bridge into 2019. ([semi.org](https://www.semi.org/en/news-media-press/semi-press-releases/annual-global-semiconductor-equipment-sales))

    · Evidence informing the 2020 market-value input; displayed series and growth include calculations: The association's member-submitted billings dataset reports xx.xx% total-test-equipment growth in 2020, used as a historical demand-cycle proxy. ([semi.org](https://www.semi.org/en/news-media-press/semi-press-releases/annual-global-semiconductor-equipment-sales))

16. SEMI - 2021 Global Semiconductor Equipment Sales Surge 44% to Industry Record USD 102.6 Billion

    · Evidence informing the 2020 market-value input; displayed series and growth include calculations: Reported total-test-equipment sales growth of xx.xx% in 2021 supports the inverse bridge from the 2021 estimate to 2020. ([semi.org](https://www.semi.org/en/news-media-press-releases/semi-press-releases/2021-global-semiconductor-equipment-sales-surge-xx.xx%xx.xx-to-industry-record-%xx.xx-billion-semi-reports))

    · Evidence informing the 2021 market-value input; displayed series and growth include calculations: The xx.xx% test-equipment increase is a member-billings observation for a broader equipment class, not the final market value returned here. ([semi.org](https://www.semi.org/en/news-media-press-releases/semi-press-releases/2021-global-semiconductor-equipment-sales-surge-xx.xx%xx.xx-to-industry-record-%xx.xx-billion-semi-reports))

17. SEMI - Global Semiconductor Equipment Billings Reach Industry Record USD 107.6 Billion in 2022

    · Evidence informing the 2021 market-value input; displayed series and growth include calculations: The release reports a xx.xx% contraction in total-test-equipment billings in 2022, supporting the inverse historical bridge into 2021. ([semi.org](https://www.semi.org/en/news-media-press-releases/semi-press-releases/global-semiconductor-equipment-billings-reach-industry-record-%xx.xx-billion-in-2022-semi-reports))

18. SEMI - Global Semiconductor Equipment Billings Slip to USD 106.3 Billion in 2023

    · Evidence informing the 2023 market-value input; displayed series and growth include calculations: The xx.xx% broader test-equipment decline supplies a historical-cycle constraint and one small-supplier backcast assumption, not the target-market level. ([semi.org](https://www.semi.org/en/news-media-press-releases/semi-press-releases/global-semiconductor-equipment-billings-slip-to-%xx.xx-billion-in-2023-semi-reports))

19. SEMI - Global Semiconductor Equipment Billings Surged to USD 117 Billion in 2024

    · Evidence informing the 2024 market-value input; displayed series and growth include calculations: Realized total-test-equipment billings increased xx.xx% in 2024. This independently checks the direction and approximate magnitude of the modeled target-market recovery without substituting the broader category for this market. ([semi.org](https://www.semi.org/en/semi-press-release/global-semiconductor-equipment-billings-surged-to-xx.xx-billion-dollars-in-2024-semi-reports))

20. SEMI - Global Semiconductor Equipment Billings Reached USD 135 Billion in 2025

· Evidence informing the 2025 market-value input; displayed series and growth include calculations: The association reports realized total-test-equipment billings growth of xx.xx% in 2025. The modeled target-market increase of approximately xx.xx% is directionally consistent; differing product boundaries prevent an exact reconciliation.
([semi.org](https://www.semi.org/en/SEMI-Reports-Global-Semiconductor-Equipment-Billings-Reached-xx.xx-Billion-in-2025))

21. Advantest - Annual Securities Report and Business Report for the Year Ended March 31, 2026

· Evidence informing the 2025 market-value input; displayed series and growth include calculations: Note xx.xx identifies customer operating leases of semiconductor test systems and JPY xx.xx of future payments receivable at March xx.xx 2025. This establishes a small supplier-specific leasing activity, not annual global leasing revenue.
([advantest.com](https://www.advantest.com/document/en/investors/ir-library/report/IR_SecuritiesandBusinesReport_84th_en.pdf))

· Evidence informing the 2026 market-value input; displayed series and growth include calculations: Future customer lease payments receivable were JPY xx.xx at March xx.xx 2026; disclosed terms were one to three years and noncancelable. These figures qualify any assumption that OEM leasing is necessarily large or offers flexible exit.
([advantest.com](https://www.advantest.com/document/en/investors/ir-library/report/IR_SecuritiesandBusinesReport_84th_en.pdf))

22. Amkor Technology, Inc. - Form 10-K for the Year Ended December 31, 2025

· Evidence informing the 2025 market-value input; displayed series and growth include calculations: Amkor reports 2025 capital expenditures of USD xx.xx versus USD xx.xx in 2024, covering packaging, testing and facilities. The amount is a buyer-spending constraint, not tester-only spending.
([sec.gov](https://www.sec.gov/Archives/edgar/data/xx.xx/xx.xx/amkr-xx.xx.htm))

· Evidence informing the 2026 market-value input; displayed series and growth include calculations: The filing's USD xx.xx-xx.xx 2026 capital-expenditure expectation is primarily increased by Arizona construction. It cannot be treated as an equivalent tester award or annual tester-market increment.
([sec.gov](https://www.sec.gov/Archives/edgar/data/xx.xx/xx.xx/amkr-xx.xx.htm))

· Evidence informing the 2028 market-value input; displayed series and growth include calculations: Standardized tester investment, customer-consigned equipment and equipment-redeployment risks qualify the conversion from announced capacity projects to incremental tester purchases. No project investment is added directly to the 2028 forecast.
([sec.gov](https://www.sec.gov/Archives/edgar/data/xx.xx/xx.xx/amkr-xx.xx.htm))

· Evidence informing the 2029 market-value input; displayed series and growth include calculations: The buyer's broad spending and commitment disclosures support retaining procurement-conversion and reuse uncertainty rather than equating project completion with tester sales.
([sec.gov](https://www.sec.gov/Archives/edgar/data/xx.xx/xx.xx/amkr-xx.xx.htm))

· Evidence informing base-year allocation inputs; displayed values and growth are calculated: Location-specific property and equipment supports geographically distinct buyer pools, not direct annual tester spending.

· Evidence informing forecast-year allocation inputs; displayed values and growth are calculated: Location-specific property and equipment supports geographically distinct buyer pools, not direct annual tester spending.

· Evidence informing base-year allocation inputs; displayed values and growth are calculated: Korea operating assets corroborate local packaging and test activity without equating assets to annual equipment purchases.

23. Intel Corporation - Form 10-K for the Year Ended December 27, 2025

· Evidence informing forecast-year allocation inputs; displayed values and growth are calculated: Discontinued Germany expansion constrains the forecast; no canceled-project tester increment is included.

· Evidence informing forecast-year allocation inputs; displayed values and growth are calculated: Costa Rican consolidation is counterevidence to uniform Latin American equipment expansion.

24. Micron Technology, Inc. - Form 10-K for the Fiscal Year Ended August 28, 2025

· Evidence informing base-year allocation inputs; displayed values and growth are calculated: India's disclosed component assembly/test location supports the base procurement pipeline, not a reported spending amount.

25. Micron - Celebrates Opening of India's First Semiconductor Assembly and Test Facility, February 28, 2026
· Evidence informing forecast-year allocation inputs; displayed values and growth are calculated: Commercial commencement and aggregate shipment expectations support a post-2025 expansion premise; they do not measure tester expenditure.
26. Amkor - Announces Phase 2 of Arizona Advanced Packaging and Test Campus, September 8, 2026
· Evidence informing forecast-year allocation inputs; displayed values and growth are calculated: Phase-two construction and completion expectations support delayed procurement conversion, not a 2025 equipment award.
27. NIST - Appendix: The CHIPS Program Office Vision for Success, Two Years Later, January 2025
· Evidence informing forecast-year allocation inputs; displayed values and growth are calculated: Device-manufacturing and packaging project locations constrain the national expansion opportunity; award ceilings are not tester spending.
28. Chips Joint Undertaking - EU Strengthens Semiconductor Sovereignty with Pilot Lines and Competence Centres, April 2025
· Evidence informing base-year allocation inputs; displayed values and growth are calculated: Selection of xx.xx competence centres across xx.xx countries supports broad research access, not equal local tester purchases.
· Evidence informing forecast-year allocation inputs; displayed values and growth are calculated: Selection of xx.xx competence centres across xx.xx countries supports broad research access, not equal local tester purchases.
29. HT Micron - Quality Management and Brazilian Operating Scope
· Evidence informing base-year allocation inputs; displayed values and growth are calculated: Company disclosure establishes Brazilian semiconductor encapsulation and testing activity, but not tester-only expenditure.
· Evidence informing forecast-year allocation inputs; displayed values and growth are calculated: Company disclosure establishes Brazilian semiconductor encapsulation and testing activity, but not tester-only expenditure.
30. NXP Semiconductors - 2025 Annual Report and Financial Statements
· Evidence informing base-year allocation inputs; displayed values and growth are calculated: Disclosed China back-end activity supports a local equipment-purchaser pool.
· Evidence informing forecast-year allocation inputs; displayed values and growth are calculated: Disclosed China back-end activity supports a local equipment-purchaser pool.
31. Brazil MDIC - Complexo Eletroeletrônico e de Semicondutores
· Evidence informing forecast-year allocation inputs; displayed values and growth are calculated: Brasil Semicon is national policy context; its overview does not establish a particular eligible tester purchase or fiscal benefit.

11.2. Outsourced Assembly and Test Providers

Table 72. Global SoC & Memory Semiconductor Tester Market Size, by Outsourced Assembly and Test Providers, by Region, 2017-2040 (USD Million)

Region	2017	2024	2025	2026	2027	2032	2040	CAGR (%)
Africa	xx.xx	xx.xx	xx.xx	xx.xx	xx.xx	xx.xx	xx.xx	xx.xx
Asia-Pacific	xx.xx	xx.xx	xx.xx	xx.xx	xx.xx	xx.xx	xx.xx	xx.xx
Europe	xx.xx	xx.xx	xx.xx	xx.xx	xx.xx	xx.xx	xx.xx	xx.xx
Latin America	xx.xx	xx.xx	xx.xx	xx.xx	xx.xx	xx.xx	xx.xx	xx.xx
Middle East	xx.xx	xx.xx	xx.xx	xx.xx	xx.xx	xx.xx	xx.xx	xx.xx
North America	xx.xx	xx.xx	xx.xx	xx.xx	xx.xx	xx.xx	xx.xx	xx.xx
Total	**xx.xx**	**xx.xx**	**xx.xx**	**xx.xx**	**xx.xx**	**xx.xx**	**xx.xx**	**xx.xx**

Table 73. Global SoC & Memory Semiconductor Tester Market Size, by Outsourced Assembly and Test Providers, by Group, 2017-2040 (USD Million)

Group	2017	2024	2025	2026	2027	2032	2040	CAGR (%)
ASEAN	xx.xx	xx.xx	xx.xx	xx.xx	xx.xx	xx.xx	xx.xx	xx.xx
BRICS	xx.xx	xx.xx	xx.xx	xx.xx	xx.xx	xx.xx	xx.xx	xx.xx
European Union	xx.xx	xx.xx	xx.xx	xx.xx	xx.xx	xx.xx	xx.xx	xx.xx
G7	xx.xx	xx.xx	xx.xx	xx.xx	xx.xx	xx.xx	xx.xx	xx.xx
GCC	xx.xx	xx.xx	xx.xx	xx.xx	xx.xx	xx.xx	xx.xx	xx.xx
NATO	xx.xx	xx.xx	xx.xx	xx.xx	xx.xx	xx.xx	xx.xx	xx.xx

Table 74. Global SoC & Memory Semiconductor Tester Market Size, by Outsourced Assembly and Test Providers, by Country, 2017-2040 (USD Million)

Country	2017	2024	2025	2026	2027	2032	2040	CAGR (%)
Australia	xx.xx	xx.xx	xx.xx	xx.xx	xx.xx	xx.xx	xx.xx	xx.xx
Brazil	xx.xx	xx.xx	xx.xx	xx.xx	xx.xx	xx.xx	xx.xx	xx.xx
Canada	xx.xx	xx.xx	xx.xx	xx.xx	xx.xx	xx.xx	xx.xx	xx.xx
China	xx.xx	xx.xx	xx.xx	xx.xx	xx.xx	xx.xx	xx.xx	xx.xx
France	xx.xx	xx.xx	xx.xx	xx.xx	xx.xx	xx.xx	xx.xx	xx.xx
Germany	xx.xx	xx.xx	xx.xx	xx.xx	xx.xx	xx.xx	xx.xx	xx.xx
India	xx.xx	xx.xx	xx.xx	xx.xx	xx.xx	xx.xx	xx.xx	xx.xx
Italy	xx.xx	xx.xx	xx.xx	xx.xx	xx.xx	xx.xx	xx.xx	xx.xx
Japan	xx.xx	xx.xx	xx.xx	xx.xx	xx.xx	xx.xx	xx.xx	xx.xx
Mexico	xx.xx	xx.xx	xx.xx	xx.xx	xx.xx	xx.xx	xx.xx	xx.xx
Russia	xx.xx	xx.xx	xx.xx	xx.xx	xx.xx	xx.xx	xx.xx	xx.xx
South Korea	xx.xx	xx.xx	xx.xx	xx.xx	xx.xx	xx.xx	xx.xx	xx.xx
Spain	xx.xx	xx.xx	xx.xx	xx.xx	xx.xx	xx.xx	xx.xx	xx.xx
United Kingdom	xx.xx	xx.xx	xx.xx	xx.xx	xx.xx	xx.xx	xx.xx	xx.xx
United States	xx.xx	xx.xx	xx.xx	xx.xx	xx.xx	xx.xx	xx.xx	xx.xx
Others	xx.xx	xx.xx	xx.xx	xx.xx	xx.xx	xx.xx	xx.xx	xx.xx
Total	**xx.xx**	**xx.xx**	**xx.xx**	**xx.xx**	**xx.xx**	**xx.xx**	**xx.xx**	**xx.xx**

Sources & Evidence

1. Mapping the Semiconductor Value Chain: Working Towards Identifying Dependencies and Vulnerabilities
   · Taxonomy evidence: OSAT businesses provide external customers with back-end manufacturing services. ([oecd.org](https://www.oecd.org/content/dam/oecd/en/publications/reports/2025/xx.xx/mapping-the-semiconductor-value-chain_5ba52971/4154cdbf-en.pdf))
2. Collaborative Alliance for Semiconductor Test - SEMI
   · Taxonomy evidence: OSAT companies are explicitly represented as a separate test stakeholder class. ([semi.org](https://www.semi.org/en/communities/cast))
3. Tester Fleet - UTAC Group
   · Taxonomy evidence: UTAC advertises an operating fleet containing complete logic and memory ATE platforms. This is demand-side operating evidence, not a census of purchases or ownership arrangements. ([utacgroup.com](https://utacgroup.com/test-services/tester-fleet-services/))

4. Advantest - FY2024 Consolidated Financial Results Presentation, April 25, 2025
   · Evidence informing the 2023 market-value input; displayed series and growth include calculations: Quarterly product-revenue disclosures support calendar-2023 totals of JPY xx.xx for SoC testers and JPY xx.xx for memory testers, before modeled scope adjustments. ([advantest.com](https://www.advantest.com/document/en/investors/ir-library/result/JE_BIZ_250425_slide.pdf))
   · Evidence informing the 2024 market-value input; displayed series and growth include calculations: Quarterly product-revenue disclosures support calendar-2024 totals of JPY xx.xx for SoC testers and JPY xx.xx for memory testers; handling, services and system-level testing are disclosed separately. ([advantest.com](https://www.advantest.com/document/en/investors/ir-library/result/JE_BIZ_250425_slide.pdf))
5. Advantest - FY2025 Third Quarter Financial Results Presentation, January 28, 2026
   · Evidence informing the 2025 market-value input; displayed series and growth include calculations: The disclosed January-March 2025 quarter and April-December 2025 quarters produce calendar-2025 SoC tester revenue of JPY xx.xx and memory tester revenue of JPY xx.xx. These are supplier revenues, not a published global market total. ([advantest.com](https://www.advantest.com/document/en/investors/ir-library/result/JE_BIZ_260128_slide.pdf))
   · Evidence informing base-year allocation inputs; displayed values and growth are calculated: Quarterly ship-to records calibrate the Americas destination proxy; equipment scope and regional subdivision remain modeled.
   · Evidence informing base-year allocation inputs; displayed values and growth are calculated: Quarterly Europe destination revenue constrains the European equipment-demand weight.
   · Evidence informing base-year allocation inputs; displayed values and growth are calculated: Country ship-to revenue provides the main calibration for Asia-Pacific concentration.
   · Evidence informing base-year allocation inputs; displayed values and growth are calculated: China deliveries constrain the base country equipment-demand proxy.
   · Evidence informing base-year allocation inputs; displayed values and growth are calculated: Korea deliveries constrain the base country equipment-demand proxy.
   · Evidence informing base-year allocation inputs; displayed values and growth are calculated: Japan deliveries constrain the base country equipment-demand proxy.
6. Advantest - FY2026 First Quarter Financial Results Presentation, July 29, 2026
   · Evidence informing the 2026 market-value input; displayed series and growth include calculations: The presentation reports January-March 2026 SoC/memory revenues of JPY xx.xx/xx.xx and April-June revenues of JPY xx.xx/xx.xx. July guidance forecasts fiscal-2026 SoC/memory revenues of JPY xx.xx/xx.xx and supplies the fiscal-to-calendar bridge. Guidance is not realized revenue. ([advantest.com](https://www.advantest.com/document/en/investors/ir-library/result/JE_BIZ_260729_slide.pdf))
   · Evidence informing the 2040 market-value input; displayed series and growth include calculations: Current equipment revenue and company-specific capacity plans constrain the forecast starting point, not the assumed long-run growth rate or the 2040 result. ([advantest.com](https://www.advantest.com/document/en/investors/ir-library/result/JE_BIZ_260729_slide.pdf))

7. Teradyne, Inc. - Form 10-K for the Year Ended December 31, 2025
   · Evidence informing the 2023 market-value input; displayed series and growth include calculations: The revenue-disaggregation table reports 2023 point-in-time SoC revenue of USD xx.xx and memory revenue of USD xx.xx. Replacement parts require a further modeled deduction. ([investors.teradyne.com](https://investors.teradyne.com/sec-filings/all-sec-filings/content/xx.xx-xx.xx-xx.xx/xx.xx-xx.xx-xx.xx.pdf))
   · Evidence informing the 2024 market-value input; displayed series and growth include calculations: The filing reports 2024 point-in-time SoC revenue of USD xx.xx and memory revenue of USD xx.xx separately from over-time revenue and IST. ([investors.teradyne.com](https://investors.teradyne.com/sec-filings/all-sec-filings/content/xx.xx-xx.xx-xx.xx/xx.xx-xx.xx-xx.xx.pdf))
   · Evidence informing the 2025 market-value input; displayed series and growth include calculations: The filing reports 2025 point-in-time SoC revenue of USD xx.xx and memory revenue of USD xx.xx. Point-in-time recognition includes products and replacement parts and is therefore an equipment proxy rather than an exact complete-system subtotal. ([investors.teradyne.com](https://investors.teradyne.com/sec-filings/all-sec-filings/content/xx.xx-xx.xx-xx.xx/xx.xx-xx.xx-xx.xx.pdf))
   · Evidence informing base-year allocation inputs; displayed values and growth are calculated: Customer-site geography and broader revenue disclosures support the scoped national destination bridge.
   · Evidence informing base-year allocation inputs; displayed values and growth are calculated: Customer-site attribution distinguishes receiving locations from specifying customer headquarters.
   · Evidence informing base-year allocation inputs; displayed values and growth are calculated: Europe revenue requires a substantial modeled exclusion of adjacent businesses and services.
   · Evidence informing base-year allocation inputs; displayed values and growth are calculated: Disclosed Asian customer-site revenues constrain the joint regional proxy.
8. Teradyne, Inc. - Form 10-Q for the Quarterly Period Ended June 28, 2026
   · Evidence informing the 2026 market-value input; displayed series and growth include calculations: First-half 2026 point-in-time revenue was USD xx.xx for SoC and USD xx.xx for memory. Comparable first-half 2025 amounts were USD xx.xx and USD xx.xx independently establishing strong realized growth before the modeled second half. ([investors.teradyne.com](https://investors.teradyne.com/sec-filings/all-sec-filings/content/xx.xx-xx.xx-xx.xx/xx.xx-xx.xx-xx.xx.pdf))
9. Cohu, Inc. - Form 10-K for the Fiscal Year Ended December 27, 2025
   · Evidence informing the 2023 market-value input; displayed series and growth include calculations: Cohu reports 2023 systems-semiconductor test and inspection revenue of USD xx.xx. Only an assumed complete-tester and eligible-device portion enters this market. ([sec.gov](https://www.sec.gov/Archives/edgar/data/xx.xx/xx.xx/cohu20251227_10k.htm))
   · Evidence informing the 2024 market-value input; displayed series and growth include calculations: Cohu reports 2024 systems-semiconductor test and inspection revenue of USD xx.xx separately from non-systems revenue. ([sec.gov](https://www.sec.gov/Archives/edgar/data/xx.xx/xx.xx/cohu20251227_10k.htm))
   · Evidence informing the 2025 market-value input; displayed series and growth include calculations: Cohu reports 2025 systems-semiconductor test and inspection revenue of USD xx.xx. Automation, inspection, interfaces and recurring services prevent attribution of the whole company to SoC testers. ([sec.gov](https://www.sec.gov/Archives/edgar/data/xx.xx/xx.xx/cohu20251227_10k.htm))
   · Evidence informing base-year allocation inputs; displayed values and growth are calculated: Asian destination disclosures provide an independent supplier cross-check on regional concentration.

10. Hangzhou Changchuan Technology Co., Ltd. - 2025 Annual Report
    - Evidence informing the 2024 market-value input; displayed series and growth include calculations: The product table reports 2024 tester revenue of CNY xx.xx, distinct from handlers and other products. Its SoC-eligible portion remains modeled. ([static.cninfo.com.cn](https://static.cninfo.com.cn/finalpage/2026-xx.xx-xx.xx/xx.xx.PDF))
    - Evidence informing the 2025 market-value input; displayed series and growth include calculations: The product table reports 2025 tester revenue of CNY xx.xx. The filing's broader analog and digital portfolio requires a scope adjustment rather than inclusion of all tester revenue. ([static.cninfo.com.cn](https://static.cninfo.com.cn/finalpage/2026-xx.xx-xx.xx/xx.xx.PDF))
11. YC Corporation - Business Report for the Year Ended December 31, 2025
    - Evidence informing the 2023 market-value input; displayed series and growth include calculations: The sales table reports KRW xx.xx for the 2023 memory-wafer-tester, semiconductor-equipment, parts, modification and related category. Complete-equipment attribution requires a deduction. ([kind.krx.co.kr](https://kind.krx.co.kr/external/2026/xx.xx/xx.xx/xx.xx/xx.xx/xx.xx.htm))
    - Evidence informing the 2024 market-value input; displayed series and growth include calculations: The comparable 2024 category revenue is KRW xx.xx, not an independently isolated complete-tester total. ([kind.krx.co.kr](https://kind.krx.co.kr/external/2026/xx.xx/xx.xx/xx.xx/xx.xx/xx.xx.htm))
    - Evidence informing the 2025 market-value input; displayed series and growth include calculations: The comparable 2025 category revenue is KRW xx.xx. Parts, modifications and other equipment remain a material scope uncertainty. ([kind.krx.co.kr](https://kind.krx.co.kr/external/2026/xx.xx/xx.xx/xx.xx/xx.xx/xx.xx.htm))
12. Chroma ESG - About Chroma: 2025 Group Financial and Operating Profile
    - Evidence informing the 2025 market-value input; displayed series and growth include calculations: Chroma's own disclosure states 2025 group consolidated revenue of USD xx.xx. This broad corporate amount constrains, but does not directly measure, its eligible complete-SoC-tester revenue. ([csr.chromaate.com](https://csr.chromaate.com/en/esg-en/green-chroma-en/brand-en))
13. Chroma ESG - Green Revenue and Financial Performance, 2025
    - Evidence informing the 2024 market-value input; displayed series and growth include calculations: Chroma reports 2025 consolidated revenue growth of xx.xx%. The model uses this company growth rate to backcast its small 2024 scoped revenue budget at a constant conversion basis, not as an observed 2024 tester subtotal. ([csr.chromaate.com](https://csr.chromaate.com/en/esg-en/green-chroma-en/green-revenue-en))
    - Evidence informing the 2025 market-value input; displayed series and growth include calculations: The disclosure distinguishes broad measurement products and SLT demand, reinforcing the need to exclude unrelated corporate revenue from the SoC/memory tester estimate. ([csr.chromaate.com](https://csr.chromaate.com/en/esg-en/green-chroma-en/green-revenue-en))
14. Federal Reserve Board - Foreign Exchange Rates, G.5A, January 5, 2026
    - Evidence informing the 2023 market-value input; displayed series and growth include calculations: The official annual-average exchange-rate release supplies the currency-conversion benchmark; the model uses JPY xx.xx per USD for its large calendar-2023 Japanese revenue anchor and an explicitly rounded KRW conversion for the smaller Korean budget. ([fred.stlouisfed.org](https://fred.stlouisfed.org/series/AEXJPUS/))
    - Evidence informing the 2024 market-value input; displayed series and growth include calculations: The model uses JPY xx.xx per USD for calendar 2024; small CNY and KRW budgets use disclosed approximate conversion assumptions close to the official annual averages. ([fred.stlouisfed.org](https://fred.stlouisfed.org/series/AEXJPUS/))
    - Evidence informing the 2025 market-value input; displayed series and growth include calculations: The model uses JPY xx.xx per USD for calendar 2025. CNY xx.xx and KRW xx.xx per USD are rounded modeling conventions, not the release's exact observations. ([fred.stlouisfed.org](https://fred.stlouisfed.org/series/AEXJPUS/))

15. SEMI - 2018 Global Semiconductor Equipment Sales Jump to Record USD 64.5 Billion

    · Evidence informing the 2017 market-value input; displayed series and growth include calculations: The association's member-billings release reports xx.xx% growth in total test equipment sales in 2018. Its inverse supplies the 2017 historical proxy; it is not a direct observation of the narrower captured market. ([www1.semi.org](https://www1.semi.org/en/2018-global-semiconductor-equipment-sales-jump-record-xx.xx-billion))

    · Evidence informing the 2018 market-value input; displayed series and growth include calculations: The release reports approximately USD xx.xx of total semiconductor-equipment sales in 2018, used only with the 2019 equipment total as a disclosed broad-cycle proxy. ([www1.semi.org](https://www1.semi.org/en/2018-global-semiconductor-equipment-sales-jump-record-xx.xx-billion))

16. SEMI - 2020 Global Semiconductor Equipment Sales Surge 19% to Industry Record USD 71.2 Billion

    · Evidence informing the 2018 market-value input; displayed series and growth include calculations: The release reports 2019 total equipment billings of USD xx.xx. Relative to the published approximate 2018 total, this supplies a broad-equipment downturn proxy, not an observed SoC/memory tester growth rate. ([semi.org](https://www.semi.org/en/news-media-press/semi-press-releases/annual-global-semiconductor-equipment-sales))

    · Evidence informing the 2019 market-value input; displayed series and growth include calculations: Reported 2020 total-test-equipment growth of xx.xx% supplies the inverse bridge into 2019. ([semi.org](https://www.semi.org/en/news-media-press/semi-press-releases/annual-global-semiconductor-equipment-sales))

    · Evidence informing the 2020 market-value input; displayed series and growth include calculations: The association's member-submitted billings dataset reports xx.xx% total-test-equipment growth in 2020, used as a historical demand-cycle proxy. ([semi.org](https://www.semi.org/en/news-media-press/semi-press-releases/annual-global-semiconductor-equipment-sales))

17. SEMI - 2021 Global Semiconductor Equipment Sales Surge 44% to Industry Record USD 102.6 Billion

    · Evidence informing the 2020 market-value input; displayed series and growth include calculations: Reported total-test-equipment sales growth of xx.xx% in 2021 supports the inverse bridge from the 2021 estimate to 2020. ([semi.org](https://www.semi.org/en/news-media-press-releases/semi-press-releases/2021-global-semiconductor-equipment-sales-surge-xx.xx%xx.xx-to-industry-record-%xx.xx-billion-semi-reports))

    · Evidence informing the 2021 market-value input; displayed series and growth include calculations: The xx.xx% test-equipment increase is a member-billings observation for a broader equipment class, not the final market value returned here. ([semi.org](https://www.semi.org/en/news-media-press-releases/semi-press-releases/2021-global-semiconductor-equipment-sales-surge-xx.xx%xx.xx-to-industry-record-%xx.xx-billion-semi-reports))

18. SEMI - Global Semiconductor Equipment Billings Reach Industry Record USD 107.6 Billion in 2022

    · Evidence informing the 2021 market-value input; displayed series and growth include calculations: The release reports a xx.xx% contraction in total-test-equipment billings in 2022, supporting the inverse historical bridge into 2021. ([semi.org](https://www.semi.org/en/news-media-press-releases/semi-press-releases/global-semiconductor-equipment-billings-reach-industry-record-%xx.xx-billion-in-2022-semi-reports))

19. SEMI - Global Semiconductor Equipment Billings Slip to USD 106.3 Billion in 2023

    · Evidence informing the 2023 market-value input; displayed series and growth include calculations: The xx.xx% broader test-equipment decline supplies a historical-cycle constraint and one small-supplier backcast assumption, not the target-market level. ([semi.org](https://www.semi.org/en/news-media-press-releases/semi-press-releases/global-semiconductor-equipment-billings-slip-to-%xx.xx-billion-in-2023-semi-reports))

20. SEMI - Global Semiconductor Equipment Billings Surged to USD 117 Billion in 2024

    · Evidence informing the 2024 market-value input; displayed series and growth include calculations: Realized total-test-equipment billings increased xx.xx% in 2024. This independently checks the direction and approximate magnitude of the modeled target-market recovery without substituting the broader category for this market. ([semi.org](https://www.semi.org/en/semi-press-release/global-semiconductor-equipment-billings-surged-to-xx.xx-billion-dollars-in-2024-semi-reports))

21. SEMI - Global Semiconductor Equipment Billings Reached USD 135 Billion in 2025

· Evidence informing the 2025 market-value input; displayed series and growth include calculations: The association reports realized total-test-equipment billings growth of xx.xx% in 2025. The modeled target-market increase of approximately xx.xx% is directionally consistent; differing product boundaries prevent an exact reconciliation.
([semi.org](https://www.semi.org/en/SEMI-Reports-Global-Semiconductor-Equipment-Billings-Reached-xx.xx-Billion-in-2025))

22. Advantest - Annual Securities Report and Business Report for the Year Ended March 31, 2026

· Evidence informing the 2025 market-value input; displayed series and growth include calculations: Note xx.xx identifies customer operating leases of semiconductor test systems and JPY xx.xx of future payments receivable at March xx.xx 2025. This establishes a small supplier-specific leasing activity, not annual global leasing revenue.
([advantest.com](https://www.advantest.com/document/en/investors/ir-library/report/IR_SecuritiesandBusinesReport_84th_en.pdf))

· Evidence informing the 2026 market-value input; displayed series and growth include calculations: Future customer lease payments receivable were JPY xx.xx at March xx.xx 2026; disclosed terms were one to three years and noncancelable. These figures qualify any assumption that OEM leasing is necessarily large or offers flexible exit.
([advantest.com](https://www.advantest.com/document/en/investors/ir-library/report/IR_SecuritiesandBusinesReport_84th_en.pdf))

23. Amkor Technology, Inc. - Form 10-K for the Year Ended December 31, 2025

· Evidence informing the 2025 market-value input; displayed series and growth include calculations: Amkor reports 2025 capital expenditures of USD xx.xx versus USD xx.xx in 2024, covering packaging, testing and facilities. The amount is a buyer-spending constraint, not tester-only spending.
([sec.gov](https://www.sec.gov/Archives/edgar/data/xx.xx/xx.xx/amkr-xx.xx.htm))

· Evidence informing the 2026 market-value input; displayed series and growth include calculations: The filing's USD xx.xx-xx.xx 2026 capital-expenditure expectation is primarily increased by Arizona construction. It cannot be treated as an equivalent tester award or annual tester-market increment.
([sec.gov](https://www.sec.gov/Archives/edgar/data/xx.xx/xx.xx/amkr-xx.xx.htm))

· Evidence informing the 2028 market-value input; displayed series and growth include calculations: Standardized tester investment, customer-consigned equipment and equipment-redeployment risks qualify the conversion from announced capacity projects to incremental tester purchases. No project investment is added directly to the 2028 forecast.
([sec.gov](https://www.sec.gov/Archives/edgar/data/xx.xx/xx.xx/amkr-xx.xx.htm))

· Evidence informing the 2029 market-value input; displayed series and growth include calculations: The buyer's broad spending and commitment disclosures support retaining procurement-conversion and reuse uncertainty rather than equating project completion with tester sales.
([sec.gov](https://www.sec.gov/Archives/edgar/data/xx.xx/xx.xx/amkr-xx.xx.htm))

· Evidence informing base-year allocation inputs; displayed values and growth are calculated: Location-specific property and equipment supports geographically distinct buyer pools, not direct annual tester spending.

· Evidence informing forecast-year allocation inputs; displayed values and growth are calculated: Location-specific property and equipment supports geographically distinct buyer pools, not direct annual tester spending.

· Evidence informing base-year allocation inputs; displayed values and growth are calculated: Korea operating assets corroborate local packaging and test activity without equating assets to annual equipment purchases.

· Evidence informing base-year allocation inputs; displayed values and growth are calculated: Amkor's USD xx.xx 2025 capital expenditure is broader than testers; customer-consigned equipment and standardized-platform investment support separate funding and hosting attribution.

· Evidence informing forecast-year allocation inputs; displayed values and growth are calculated: Amkor's USD xx.xx 2025 capital expenditure is broader than testers; customer-consigned equipment and standardized-platform investment support separate funding and hosting attribution.

24. Intel Corporation - Form 10-K for the Year Ended December 27, 2025
    - Evidence informing forecast-year allocation inputs; displayed values and growth are calculated: Discontinued Germany expansion constrains the forecast; no canceled-project tester increment is included.
    - Evidence informing forecast-year allocation inputs; displayed values and growth are calculated: Costa Rican consolidation is counterevidence to uniform Latin American equipment expansion.
25. Micron Technology, Inc. - Form 10-K for the Fiscal Year Ended August 28, 2025
    - Evidence informing base-year allocation inputs; displayed values and growth are calculated: India's disclosed component assembly/test location supports the base procurement pipeline, not a reported spending amount.
26. Micron - Celebrates Opening of India's First Semiconductor Assembly and Test Facility, February 28, 2026
    - Evidence informing forecast-year allocation inputs; displayed values and growth are calculated: Commercial commencement and aggregate shipment expectations support a post-2025 expansion premise; they do not measure tester expenditure.
27. Amkor - Announces Phase 2 of Arizona Advanced Packaging and Test Campus, September 8, 2026
    - Evidence informing forecast-year allocation inputs; displayed values and growth are calculated: Phase-two construction and completion expectations support delayed procurement conversion, not a 2025 equipment award.
28. NIST - Appendix: The CHIPS Program Office Vision for Success, Two Years Later, January 2025
    - Evidence informing forecast-year allocation inputs; displayed values and growth are calculated: Device-manufacturing and packaging project locations constrain the national expansion opportunity; award ceilings are not tester spending.
29. Chips Joint Undertaking - EU Strengthens Semiconductor Sovereignty with Pilot Lines and Competence Centres, April 2025
    - Evidence informing base-year allocation inputs; displayed values and growth are calculated: Selection of xx.xx competence centres across xx.xx countries supports broad research access, not equal local tester purchases.
    - Evidence informing forecast-year allocation inputs; displayed values and growth are calculated: Selection of xx.xx competence centres across xx.xx countries supports broad research access, not equal local tester purchases.
30. HT Micron - Quality Management and Brazilian Operating Scope
    - Evidence informing base-year allocation inputs; displayed values and growth are calculated: Company disclosure establishes Brazilian semiconductor encapsulation and testing activity, but not tester-only expenditure.
    - Evidence informing forecast-year allocation inputs; displayed values and growth are calculated: Company disclosure establishes Brazilian semiconductor encapsulation and testing activity, but not tester-only expenditure.
31. NXP Semiconductors - 2025 Annual Report and Financial Statements
    - Evidence informing base-year allocation inputs; displayed values and growth are calculated: Disclosed China back-end activity supports a local equipment-purchaser pool.
    - Evidence informing forecast-year allocation inputs; displayed values and growth are calculated: Disclosed China back-end activity supports a local equipment-purchaser pool.
32. Brazil MDIC - Complexo Eletroeletrônico e de Semicondutores
    - Evidence informing forecast-year allocation inputs; displayed values and growth are calculated: Brasil Semicon is national policy context; its overview does not establish a particular eligible tester purchase or fiscal benefit.
33. ASE Technology Holding - Fourth Quarter and Full Year 2025 Financial Results, Form 6-K, February 5, 2026
    - Evidence informing base-year allocation inputs; displayed values and growth are calculated: ASE reports USD xx.xx of 2025 testing-equipment capital expenditure, a monetary purchasing anchor before complete-tester scope deductions.
    - Evidence informing forecast-year allocation inputs; displayed values and growth are calculated: ASE reports USD xx.xx of 2025 testing-equipment capital expenditure, a monetary purchasing anchor before complete-tester scope deductions.

34. ChipMOS - FY2025 and Fourth Quarter 2025 Investor Presentation
    - Evidence informing base-year allocation inputs; displayed values and growth are calculated: The presentation reports TWD xx.xx of 2025 capital expenditure and a xx.xx% testing allocation; currency and complete-tester attribution are modeled bridges.
    - Evidence informing forecast-year allocation inputs; displayed values and growth are calculated: The presentation reports TWD xx.xx of 2025 capital expenditure and a xx.xx% testing allocation; currency and complete-tester attribution are modeled bridges.

11.3. Fabless Semiconductor Companies

Table 75. Global SoC & Memory Semiconductor Tester Market Size, by Fabless Semiconductor Companies, by Region, 2017-2040 (USD Million)

Region	2017	2024	2025	2026	2027	2032	2040	CAGR (%)
Africa	xx.xx	xx.xx	xx.xx	xx.xx	xx.xx	xx.xx	xx.xx	xx.xx
Asia-Pacific	xx.xx	xx.xx	xx.xx	xx.xx	xx.xx	xx.xx	xx.xx	xx.xx
Europe	xx.xx	xx.xx	xx.xx	xx.xx	xx.xx	xx.xx	xx.xx	xx.xx
Latin America	xx.xx	xx.xx	xx.xx	xx.xx	xx.xx	xx.xx	xx.xx	xx.xx
Middle East	xx.xx	xx.xx	xx.xx	xx.xx	xx.xx	xx.xx	xx.xx	xx.xx
North America	xx.xx	xx.xx	xx.xx	xx.xx	xx.xx	xx.xx	xx.xx	xx.xx
Total	**xx.xx**	**xx.xx**	**xx.xx**	**xx.xx**	**xx.xx**	**xx.xx**	**xx.xx**	**xx.xx**

Table 76. Global SoC & Memory Semiconductor Tester Market Size, by Fabless Semiconductor Companies, by Group, 2017-2040 (USD Million)

Group	2017	2024	2025	2026	2027	2032	2040	CAGR (%)
ASEAN	xx.xx	xx.xx	xx.xx	xx.xx	xx.xx	xx.xx	xx.xx	xx.xx
BRICS	xx.xx	xx.xx	xx.xx	xx.xx	xx.xx	xx.xx	xx.xx	xx.xx
European Union	xx.xx	xx.xx	xx.xx	xx.xx	xx.xx	xx.xx	xx.xx	xx.xx
G7	xx.xx	xx.xx	xx.xx	xx.xx	xx.xx	xx.xx	xx.xx	xx.xx
GCC	xx.xx	xx.xx	xx.xx	xx.xx	xx.xx	xx.xx	xx.xx	xx.xx
NATO	xx.xx	xx.xx	xx.xx	xx.xx	xx.xx	xx.xx	xx.xx	xx.xx

Table 77. Global SoC & Memory Semiconductor Tester Market Size, by Fabless Semiconductor Companies, by Country, 2017-2040 (USD Million)

Country	2017	2024	2025	2026	2027	2032	2040	CAGR (%)
Australia	xx.xx	xx.xx	xx.xx	xx.xx	xx.xx	xx.xx	xx.xx	xx.xx
Brazil	xx.xx	xx.xx	xx.xx	xx.xx	xx.xx	xx.xx	xx.xx	xx.xx
Canada	xx.xx	xx.xx	xx.xx	xx.xx	xx.xx	xx.xx	xx.xx	xx.xx
China	xx.xx	xx.xx	xx.xx	xx.xx	xx.xx	xx.xx	xx.xx	xx.xx
France	xx.xx	xx.xx	xx.xx	xx.xx	xx.xx	xx.xx	xx.xx	xx.xx
Germany	xx.xx	xx.xx	xx.xx	xx.xx	xx.xx	xx.xx	xx.xx	xx.xx
India	xx.xx	xx.xx	xx.xx	xx.xx	xx.xx	xx.xx	xx.xx	xx.xx
Italy	xx.xx	xx.xx	xx.xx	xx.xx	xx.xx	xx.xx	xx.xx	xx.xx
Japan	xx.xx	xx.xx	xx.xx	xx.xx	xx.xx	xx.xx	xx.xx	xx.xx
Mexico	xx.xx	xx.xx	xx.xx	xx.xx	xx.xx	xx.xx	xx.xx	xx.xx
Russia	xx.xx	xx.xx	xx.xx	xx.xx	xx.xx	xx.xx	xx.xx	xx.xx
South Korea	xx.xx	xx.xx	xx.xx	xx.xx	xx.xx	xx.xx	xx.xx	xx.xx
Spain	xx.xx	xx.xx	xx.xx	xx.xx	xx.xx	xx.xx	xx.xx	xx.xx
United Kingdom	xx.xx	xx.xx	xx.xx	xx.xx	xx.xx	xx.xx	xx.xx	xx.xx
United States	xx.xx	xx.xx	xx.xx	xx.xx	xx.xx	xx.xx	xx.xx	xx.xx
Others	xx.xx	xx.xx	xx.xx	xx.xx	xx.xx	xx.xx	xx.xx	xx.xx
Total	**xx.xx**	**xx.xx**	**xx.xx**	**xx.xx**	**xx.xx**	**xx.xx**	**xx.xx**	**xx.xx**

Sources & Evidence

1. Mapping the Semiconductor Value Chain: Working Towards Identifying Dependencies and Vulnerabilities
   · Taxonomy evidence: Fabless businesses commercialize chip designs while outsourcing manufacturing. ([oecd.org](https://www.oecd.org/content/dam/oecd/en/publications/reports/2025/xx.xx/mapping-the-semiconductor-value-chain_5ba52971/4154cdbf-en.pdf))

2. Teradyne, Inc. - Form 10-K for the fiscal year ended December 31, 2025
   - Taxonomy evidence: Fabless businesses are among the identified platform-specifying customer types; this does not establish that each such business purchases the equipment used by its manufacturing partners. ([investors.teradyne.com](https://investors.teradyne.com/sec-filings/all-sec-filings/content/xx.xx-xx.xx-xx.xx/xx.xx-xx.xx-xx.xx.pdf))
   - Evidence informing the 2023 market-value input; displayed series and growth include calculations: The revenue-disaggregation table reports 2023 point-in-time SoC revenue of USD xx.xx and memory revenue of USD xx.xx. Replacement parts require a further modeled deduction. ([investors.teradyne.com](https://investors.teradyne.com/sec-filings/all-sec-filings/content/xx.xx-xx.xx-xx.xx/xx.xx-xx.xx-xx.xx.pdf))
   - Evidence informing the 2024 market-value input; displayed series and growth include calculations: The filing reports 2024 point-in-time SoC revenue of USD xx.xx and memory revenue of USD xx.xx separately from over-time revenue and IST. ([investors.teradyne.com](https://investors.teradyne.com/sec-filings/all-sec-filings/content/xx.xx-xx.xx-xx.xx/xx.xx-xx.xx-xx.xx.pdf))
   - Evidence informing the 2025 market-value input; displayed series and growth include calculations: The filing reports 2025 point-in-time SoC revenue of USD xx.xx and memory revenue of USD xx.xx. Point-in-time recognition includes products and replacement parts and is therefore an equipment proxy rather than an exact complete-system subtotal. ([investors.teradyne.com](https://investors.teradyne.com/sec-filings/all-sec-filings/content/xx.xx-xx.xx-xx.xx/xx.xx-xx.xx-xx.xx.pdf))
   - Evidence informing base-year allocation inputs; displayed values and growth are calculated: Customer-site geography and broader revenue disclosures support the scoped national destination bridge.
   - Evidence informing base-year allocation inputs; displayed values and growth are calculated: Customer-site attribution distinguishes receiving locations from specifying customer headquarters.
   - Evidence informing base-year allocation inputs; displayed values and growth are calculated: Europe revenue requires a substantial modeled exclusion of adjacent businesses and services.
   - Evidence informing base-year allocation inputs; displayed values and growth are calculated: Disclosed Asian customer-site revenues constrain the joint regional proxy.
3. Collaborative Alliance for Semiconductor Test - SEMI
   - Taxonomy evidence: Fabless manufacturers are explicitly represented as a separate test stakeholder class. ([semi.org](https://www.semi.org/en/communities/cast))
4. Nordic Semiconductor Annual Report 2015
   - Taxonomy evidence: The 2015 report identifies Nordic as fabless and describes company-owned automated semiconductor testers operated at subcontractor facilities. This historical example establishes why equipment principal and physical operator must be distinguished; it does not verify 2025 purchases or current arrangements. ([nordicsemi.com](https://www.nordicsemi.com/-/media/Investor-Relations-and-QA/Annual-Reports/2015/Nordic_Semiconductor_Annual_Report_2015.pdf?hash=7FD1558408D00607BD145ED4BE1A087E8D49DA32&la=en))
5. Advantest - FY2024 Consolidated Financial Results Presentation, April 25, 2025
   - Evidence informing the 2023 market-value input; displayed series and growth include calculations: Quarterly product-revenue disclosures support calendar-2023 totals of JPY xx.xx for SoC testers and JPY xx.xx for memory testers, before modeled scope adjustments. ([advantest.com](https://www.advantest.com/document/en/investors/ir-library/result/JE_BIZ_250425_slide.pdf))
   - Evidence informing the 2024 market-value input; displayed series and growth include calculations: Quarterly product-revenue disclosures support calendar-2024 totals of JPY xx.xx for SoC testers and JPY xx.xx for memory testers; handling, services and system-level testing are disclosed separately. ([advantest.com](https://www.advantest.com/document/en/investors/ir-library/result/JE_BIZ_250425_slide.pdf))

6. Advantest - FY2025 Third Quarter Financial Results Presentation, January 28, 2026
   · Evidence informing the 2025 market-value input; displayed series and growth include calculations: The disclosed January-March 2025 quarter and April-December 2025 quarters produce calendar-2025 SoC tester revenue of JPY xx.xx and memory tester revenue of JPY xx.xx. These are supplier revenues, not a published global market total. ([advantest.com](https://www.advantest.com/document/en/investors/ir-library/result/JE_BIZ_260128_slide.pdf))
   · Evidence informing base-year allocation inputs; displayed values and growth are calculated: Quarterly ship-to records calibrate the Americas destination proxy; equipment scope and regional subdivision remain modeled.
   · Evidence informing base-year allocation inputs; displayed values and growth are calculated: Quarterly Europe destination revenue constrains the European equipment-demand weight.
   · Evidence informing base-year allocation inputs; displayed values and growth are calculated: Country ship-to revenue provides the main calibration for Asia-Pacific concentration.
   · Evidence informing base-year allocation inputs; displayed values and growth are calculated: China deliveries constrain the base country equipment-demand proxy.
   · Evidence informing base-year allocation inputs; displayed values and growth are calculated: Korea deliveries constrain the base country equipment-demand proxy.
   · Evidence informing base-year allocation inputs; displayed values and growth are calculated: Japan deliveries constrain the base country equipment-demand proxy.
7. Advantest - FY2026 First Quarter Financial Results Presentation, July 29, 2026
   · Evidence informing the 2026 market-value input; displayed series and growth include calculations: The presentation reports January-March 2026 SoC/memory revenues of JPY xx.xx/xx.xx and April-June revenues of JPY xx.xx/xx.xx. July guidance forecasts fiscal-2026 SoC/memory revenues of JPY xx.xx/xx.xx and supplies the fiscal-to-calendar bridge. Guidance is not realized revenue. ([advantest.com](https://www.advantest.com/document/en/investors/ir-library/result/JE_BIZ_260729_slide.pdf))
   · Evidence informing the 2040 market-value input; displayed series and growth include calculations: Current equipment revenue and company-specific capacity plans constrain the forecast starting point, not the assumed long-run growth rate or the 2040 result. ([advantest.com](https://www.advantest.com/document/en/investors/ir-library/result/JE_BIZ_260729_slide.pdf))
8. Teradyne, Inc. - Form 10-Q for the Quarterly Period Ended June 28, 2026
   · Evidence informing the 2026 market-value input; displayed series and growth include calculations: First-half 2026 point-in-time revenue was USD xx.xx for SoC and USD xx.xx for memory. Comparable first-half 2025 amounts were USD xx.xx and USD xx.xx independently establishing strong realized growth before the modeled second half. ([investors.teradyne.com](https://investors.teradyne.com/sec-filings/all-sec-filings/content/xx.xx-xx.xx-xx.xx/xx.xx-xx.xx-xx.xx.pdf))
9. Cohu, Inc. - Form 10-K for the Fiscal Year Ended December 27, 2025
   · Evidence informing the 2023 market-value input; displayed series and growth include calculations: Cohu reports 2023 systems-semiconductor test and inspection revenue of USD xx.xx. Only an assumed complete-tester and eligible-device portion enters this market. ([sec.gov](https://www.sec.gov/Archives/edgar/data/xx.xx/xx.xx/cohu20251227_10k.htm))
   · Evidence informing the 2024 market-value input; displayed series and growth include calculations: Cohu reports 2024 systems-semiconductor test and inspection revenue of USD xx.xx separately from non-systems revenue. ([sec.gov](https://www.sec.gov/Archives/edgar/data/xx.xx/xx.xx/cohu20251227_10k.htm))
   · Evidence informing the 2025 market-value input; displayed series and growth include calculations: Cohu reports 2025 systems-semiconductor test and inspection revenue of USD xx.xx. Automation, inspection, interfaces and recurring services prevent attribution of the whole company to SoC testers. ([sec.gov](https://www.sec.gov/Archives/edgar/data/xx.xx/xx.xx/cohu20251227_10k.htm))
   · Evidence informing base-year allocation inputs; displayed values and growth are calculated: Asian destination disclosures provide an independent supplier cross-check on regional concentration.

10. Hangzhou Changchuan Technology Co., Ltd. - 2025 Annual Report
    - Evidence informing the 2024 market-value input; displayed series and growth include calculations: The product table reports 2024 tester revenue of CNY xx.xx, distinct from handlers and other products. Its SoC-eligible portion remains modeled. ([static.cninfo.com.cn](https://static.cninfo.com.cn/finalpage/2026-xx.xx-xx.xx/xx.xx.PDF))
    - Evidence informing the 2025 market-value input; displayed series and growth include calculations: The product table reports 2025 tester revenue of CNY xx.xx. The filing's broader analog and digital portfolio requires a scope adjustment rather than inclusion of all tester revenue. ([static.cninfo.com.cn](https://static.cninfo.com.cn/finalpage/2026-xx.xx-xx.xx/xx.xx.PDF))
11. YC Corporation - Business Report for the Year Ended December 31, 2025
    - Evidence informing the 2023 market-value input; displayed series and growth include calculations: The sales table reports KRW xx.xx for the 2023 memory-wafer-tester, semiconductor-equipment, parts, modification and related category. Complete-equipment attribution requires a deduction. ([kind.krx.co.kr](https://kind.krx.co.kr/external/2026/xx.xx/xx.xx/xx.xx/xx.xx/xx.xx.htm))
    - Evidence informing the 2024 market-value input; displayed series and growth include calculations: The comparable 2024 category revenue is KRW xx.xx, not an independently isolated complete-tester total. ([kind.krx.co.kr](https://kind.krx.co.kr/external/2026/xx.xx/xx.xx/xx.xx/xx.xx/xx.xx.htm))
    - Evidence informing the 2025 market-value input; displayed series and growth include calculations: The comparable 2025 category revenue is KRW xx.xx. Parts, modifications and other equipment remain a material scope uncertainty. ([kind.krx.co.kr](https://kind.krx.co.kr/external/2026/xx.xx/xx.xx/xx.xx/xx.xx/xx.xx.htm))
12. Chroma ESG - About Chroma: 2025 Group Financial and Operating Profile
    - Evidence informing the 2025 market-value input; displayed series and growth include calculations: Chroma's own disclosure states 2025 group consolidated revenue of USD xx.xx. This broad corporate amount constrains, but does not directly measure, its eligible complete-SoC-tester revenue. ([csr.chromaate.com](https://csr.chromaate.com/en/esg-en/green-chroma-en/brand-en))
13. Chroma ESG - Green Revenue and Financial Performance, 2025
    - Evidence informing the 2024 market-value input; displayed series and growth include calculations: Chroma reports 2025 consolidated revenue growth of xx.xx%. The model uses this company growth rate to backcast its small 2024 scoped revenue budget at a constant conversion basis, not as an observed 2024 tester subtotal. ([csr.chromaate.com](https://csr.chromaate.com/en/esg-en/green-chroma-en/green-revenue-en))
    - Evidence informing the 2025 market-value input; displayed series and growth include calculations: The disclosure distinguishes broad measurement products and SLT demand, reinforcing the need to exclude unrelated corporate revenue from the SoC/memory tester estimate. ([csr.chromaate.com](https://csr.chromaate.com/en/esg-en/green-chroma-en/green-revenue-en))
14. Federal Reserve Board - Foreign Exchange Rates, G.5A, January 5, 2026
    - Evidence informing the 2023 market-value input; displayed series and growth include calculations: The official annual-average exchange-rate release supplies the currency-conversion benchmark; the model uses JPY xx.xx per USD for its large calendar-2023 Japanese revenue anchor and an explicitly rounded KRW conversion for the smaller Korean budget. ([fred.stlouisfed.org](https://fred.stlouisfed.org/series/AEXJPUS/))
    - Evidence informing the 2024 market-value input; displayed series and growth include calculations: The model uses JPY xx.xx per USD for calendar 2024; small CNY and KRW budgets use disclosed approximate conversion assumptions close to the official annual averages. ([fred.stlouisfed.org](https://fred.stlouisfed.org/series/AEXJPUS/))
    - Evidence informing the 2025 market-value input; displayed series and growth include calculations: The model uses JPY xx.xx per USD for calendar 2025. CNY xx.xx and KRW xx.xx per USD are rounded modeling conventions, not the release's exact observations. ([fred.stlouisfed.org](https://fred.stlouisfed.org/series/AEXJPUS/))

15. SEMI - 2018 Global Semiconductor Equipment Sales Jump to Record USD 64.5 Billion

    · Evidence informing the 2017 market-value input; displayed series and growth include calculations: The association's member-billings release reports xx.xx% growth in total test equipment sales in 2018. Its inverse supplies the 2017 historical proxy; it is not a direct observation of the narrower captured market. ([www1.semi.org](https://www1.semi.org/en/2018-global-semiconductor-equipment-sales-jump-record-xx.xx-billion))

    · Evidence informing the 2018 market-value input; displayed series and growth include calculations: The release reports approximately USD xx.xx of total semiconductor-equipment sales in 2018, used only with the 2019 equipment total as a disclosed broad-cycle proxy. ([www1.semi.org](https://www1.semi.org/en/2018-global-semiconductor-equipment-sales-jump-record-xx.xx-billion))

16. SEMI - 2020 Global Semiconductor Equipment Sales Surge 19% to Industry Record USD 71.2 Billion

    · Evidence informing the 2018 market-value input; displayed series and growth include calculations: The release reports 2019 total equipment billings of USD xx.xx. Relative to the published approximate 2018 total, this supplies a broad-equipment downturn proxy, not an observed SoC/memory tester growth rate. ([semi.org](https://www.semi.org/en/news-media-press/semi-press-releases/annual-global-semiconductor-equipment-sales))

    · Evidence informing the 2019 market-value input; displayed series and growth include calculations: Reported 2020 total-test-equipment growth of xx.xx% supplies the inverse bridge into 2019. ([semi.org](https://www.semi.org/en/news-media-press/semi-press-releases/annual-global-semiconductor-equipment-sales))

    · Evidence informing the 2020 market-value input; displayed series and growth include calculations: The association's member-submitted billings dataset reports xx.xx% total-test-equipment growth in 2020, used as a historical demand-cycle proxy. ([semi.org](https://www.semi.org/en/news-media-press/semi-press-releases/annual-global-semiconductor-equipment-sales))

17. SEMI - 2021 Global Semiconductor Equipment Sales Surge 44% to Industry Record USD 102.6 Billion

    · Evidence informing the 2020 market-value input; displayed series and growth include calculations: Reported total-test-equipment sales growth of xx.xx% in 2021 supports the inverse bridge from the 2021 estimate to 2020. ([semi.org](https://www.semi.org/en/news-media-press-releases/semi-press-releases/2021-global-semiconductor-equipment-sales-surge-xx.xx%xx.xx-to-industry-record-%xx.xx-billion-semi-reports))

    · Evidence informing the 2021 market-value input; displayed series and growth include calculations: The xx.xx% test-equipment increase is a member-billings observation for a broader equipment class, not the final market value returned here. ([semi.org](https://www.semi.org/en/news-media-press-releases/semi-press-releases/2021-global-semiconductor-equipment-sales-surge-xx.xx%xx.xx-to-industry-record-%xx.xx-billion-semi-reports))

18. SEMI - Global Semiconductor Equipment Billings Reach Industry Record USD 107.6 Billion in 2022

    · Evidence informing the 2021 market-value input; displayed series and growth include calculations: The release reports a xx.xx% contraction in total-test-equipment billings in 2022, supporting the inverse historical bridge into 2021. ([semi.org](https://www.semi.org/en/news-media-press-releases/semi-press-releases/global-semiconductor-equipment-billings-reach-industry-record-%xx.xx-billion-in-2022-semi-reports))

19. SEMI - Global Semiconductor Equipment Billings Slip to USD 106.3 Billion in 2023

    · Evidence informing the 2023 market-value input; displayed series and growth include calculations: The xx.xx% broader test-equipment decline supplies a historical-cycle constraint and one small-supplier backcast assumption, not the target-market level. ([semi.org](https://www.semi.org/en/news-media-press-releases/semi-press-releases/global-semiconductor-equipment-billings-slip-to-%xx.xx-billion-in-2023-semi-reports))

20. SEMI - Global Semiconductor Equipment Billings Surged to USD 117 Billion in 2024

    · Evidence informing the 2024 market-value input; displayed series and growth include calculations: Realized total-test-equipment billings increased xx.xx% in 2024. This independently checks the direction and approximate magnitude of the modeled target-market recovery without substituting the broader category for this market. ([semi.org](https://www.semi.org/en/semi-press-release/global-semiconductor-equipment-billings-surged-to-xx.xx-billion-dollars-in-2024-semi-reports))

21. SEMI - Global Semiconductor Equipment Billings Reached USD 135 Billion in 2025

· Evidence informing the 2025 market-value input; displayed series and growth include calculations: The association reports realized total-test-equipment billings growth of xx.xx% in 2025. The modeled target-market increase of approximately xx.xx% is directionally consistent; differing product boundaries prevent an exact reconciliation.
([semi.org](https://www.semi.org/en/SEMI-Reports-Global-Semiconductor-Equipment-Billings-Reached-xx.xx-Billion-in-2025))

22. Advantest - Annual Securities Report and Business Report for the Year Ended March 31, 2026

· Evidence informing the 2025 market-value input; displayed series and growth include calculations: Note xx.xx identifies customer operating leases of semiconductor test systems and JPY xx.xx of future payments receivable at March xx.xx 2025. This establishes a small supplier-specific leasing activity, not annual global leasing revenue.
([advantest.com](https://www.advantest.com/document/en/investors/ir-library/report/IR_SecuritiesandBusinesReport_84th_en.pdf))

· Evidence informing the 2026 market-value input; displayed series and growth include calculations: Future customer lease payments receivable were JPY xx.xx at March xx.xx 2026; disclosed terms were one to three years and noncancelable. These figures qualify any assumption that OEM leasing is necessarily large or offers flexible exit.
([advantest.com](https://www.advantest.com/document/en/investors/ir-library/report/IR_SecuritiesandBusinesReport_84th_en.pdf))

· Evidence informing base-year allocation inputs; displayed values and growth are calculated: Named NVIDIA-group customer receipts constrain direct fabless purchasing; fiscal/calendar and eligible-equipment attribution remain modeled.

· Evidence informing forecast-year allocation inputs; displayed values and growth are calculated: Named NVIDIA-group customer receipts constrain direct fabless purchasing; fiscal/calendar and eligible-equipment attribution remain modeled.

23. Amkor Technology, Inc. - Form 10-K for the Year Ended December 31, 2025

· Evidence informing the 2025 market-value input; displayed series and growth include calculations: Amkor reports 2025 capital expenditures of USD xx.xx versus USD xx.xx in 2024, covering packaging, testing and facilities. The amount is a buyer-spending constraint, not tester-only spending.
([sec.gov](https://www.sec.gov/Archives/edgar/data/xx.xx/xx.xx/amkr-xx.xx.htm))

· Evidence informing the 2026 market-value input; displayed series and growth include calculations: The filing's USD xx.xx-xx.xx 2026 capital-expenditure expectation is primarily increased by Arizona construction. It cannot be treated as an equivalent tester award or annual tester-market increment.
([sec.gov](https://www.sec.gov/Archives/edgar/data/xx.xx/xx.xx/amkr-xx.xx.htm))

· Evidence informing the 2028 market-value input; displayed series and growth include calculations: Standardized tester investment, customer-consigned equipment and equipment-redeployment risks qualify the conversion from announced capacity projects to incremental tester purchases. No project investment is added directly to the 2028 forecast.
([sec.gov](https://www.sec.gov/Archives/edgar/data/xx.xx/xx.xx/amkr-xx.xx.htm))

· Evidence informing the 2029 market-value input; displayed series and growth include calculations: The buyer's broad spending and commitment disclosures support retaining procurement-conversion and reuse uncertainty rather than equating project completion with tester sales.
([sec.gov](https://www.sec.gov/Archives/edgar/data/xx.xx/xx.xx/amkr-xx.xx.htm))

· Evidence informing base-year allocation inputs; displayed values and growth are calculated: Location-specific property and equipment supports geographically distinct buyer pools, not direct annual tester spending.

· Evidence informing forecast-year allocation inputs; displayed values and growth are calculated: Location-specific property and equipment supports geographically distinct buyer pools, not direct annual tester spending.

· Evidence informing base-year allocation inputs; displayed values and growth are calculated: Korea operating assets corroborate local packaging and test activity without equating assets to annual equipment purchases.

24. Intel Corporation - Form 10-K for the Year Ended December 27, 2025
- Evidence informing forecast-year allocation inputs; displayed values and growth are calculated: Discontinued Germany expansion constrains the forecast; no canceled-project tester increment is included.
- Evidence informing forecast-year allocation inputs; displayed values and growth are calculated: Costa Rican consolidation is counterevidence to uniform Latin American equipment expansion.

25. Micron Technology, Inc. - Form 10-K for the Fiscal Year Ended August 28, 2025
- Evidence informing base-year allocation inputs; displayed values and growth are calculated: India's disclosed component assembly/test location supports the base procurement pipeline, not a reported spending amount.

26. Micron - Celebrates Opening of India's First Semiconductor Assembly and Test Facility, February 28, 2026
- Evidence informing forecast-year allocation inputs; displayed values and growth are calculated: Commercial commencement and aggregate shipment expectations support a post-2025 expansion premise; they do not measure tester expenditure.

27. Amkor - Announces Phase 2 of Arizona Advanced Packaging and Test Campus, September 8, 2026
- Evidence informing forecast-year allocation inputs; displayed values and growth are calculated: Phase-two construction and completion expectations support delayed procurement conversion, not a 2025 equipment award.

28. NIST - Appendix: The CHIPS Program Office Vision for Success, Two Years Later, January 2025
- Evidence informing forecast-year allocation inputs; displayed values and growth are calculated: Device-manufacturing and packaging project locations constrain the national expansion opportunity; award ceilings are not tester spending.

29. Chips Joint Undertaking - EU Strengthens Semiconductor Sovereignty with Pilot Lines and Competence Centres, April 2025
- Evidence informing base-year allocation inputs; displayed values and growth are calculated: Selection of xx.xx competence centres across xx.xx countries supports broad research access, not equal local tester purchases.
- Evidence informing forecast-year allocation inputs; displayed values and growth are calculated: Selection of xx.xx competence centres across xx.xx countries supports broad research access, not equal local tester purchases.

30. HT Micron - Quality Management and Brazilian Operating Scope
- Evidence informing base-year allocation inputs; displayed values and growth are calculated: Company disclosure establishes Brazilian semiconductor encapsulation and testing activity, but not tester-only expenditure.
- Evidence informing forecast-year allocation inputs; displayed values and growth are calculated: Company disclosure establishes Brazilian semiconductor encapsulation and testing activity, but not tester-only expenditure.

31. NXP Semiconductors - 2025 Annual Report and Financial Statements
- Evidence informing base-year allocation inputs; displayed values and growth are calculated: Disclosed China back-end activity supports a local equipment-purchaser pool.
- Evidence informing forecast-year allocation inputs; displayed values and growth are calculated: Disclosed China back-end activity supports a local equipment-purchaser pool.

32. Brazil MDIC - Complexo Eletroeletrônico e de Semicondutores
- Evidence informing forecast-year allocation inputs; displayed values and growth are calculated: Brasil Semicon is national policy context; its overview does not establish a particular eligible tester purchase or fiscal benefit.

11.4. Semiconductor Foundries

Table 78. Global SoC & Memory Semiconductor Tester Market Size, by Semiconductor Foundries, by Region, 2017-2040 (USD Million)

Region	2017	2024	2025	2026	2027	2032	2040	CAGR (%)
Africa	xx.xx	xx.xx	xx.xx	xx.xx	xx.xx	xx.xx	xx.xx	xx.xx
Asia-Pacific	xx.xx	xx.xx	xx.xx	xx.xx	xx.xx	xx.xx	xx.xx	xx.xx
Europe	xx.xx	xx.xx	xx.xx	xx.xx	xx.xx	xx.xx	xx.xx	xx.xx
Latin America	xx.xx	xx.xx	xx.xx	xx.xx	xx.xx	xx.xx	xx.xx	xx.xx
Middle East	xx.xx	xx.xx	xx.xx	xx.xx	xx.xx	xx.xx	xx.xx	xx.xx
North America	xx.xx	xx.xx	xx.xx	xx.xx	xx.xx	xx.xx	xx.xx	xx.xx
Total	**xx.xx**	**xx.xx**	**xx.xx**	**xx.xx**	**xx.xx**	**xx.xx**	**xx.xx**	**xx.xx**

Table 79. Global SoC & Memory Semiconductor Tester Market Size, by Semiconductor Foundries, by Group, 2017-2040 (USD Million)

Group	2017	2024	2025	2026	2027	2032	2040	CAGR (%)
ASEAN	xx.xx	xx.xx	xx.xx	xx.xx	xx.xx	xx.xx	xx.xx	xx.xx
BRICS	xx.xx	xx.xx	xx.xx	xx.xx	xx.xx	xx.xx	xx.xx	xx.xx
European Union	xx.xx	xx.xx	xx.xx	xx.xx	xx.xx	xx.xx	xx.xx	xx.xx
G7	xx.xx	xx.xx	xx.xx	xx.xx	xx.xx	xx.xx	xx.xx	xx.xx
GCC	xx.xx	xx.xx	xx.xx	xx.xx	xx.xx	xx.xx	xx.xx	xx.xx
NATO	xx.xx	xx.xx	xx.xx	xx.xx	xx.xx	xx.xx	xx.xx	xx.xx

Table 80. Global SoC & Memory Semiconductor Tester Market Size, by Semiconductor Foundries, by Country, 2017-2040 (USD Million)

Country	2017	2024	2025	2026	2027	2032	2040	CAGR (%)
Australia	xx.xx	xx.xx	xx.xx	xx.xx	xx.xx	xx.xx	xx.xx	xx.xx
Brazil	xx.xx	xx.xx	xx.xx	xx.xx	xx.xx	xx.xx	xx.xx	xx.xx
Canada	xx.xx	xx.xx	xx.xx	xx.xx	xx.xx	xx.xx	xx.xx	xx.xx
China	xx.xx	xx.xx	xx.xx	xx.xx	xx.xx	xx.xx	xx.xx	xx.xx
France	xx.xx	xx.xx	xx.xx	xx.xx	xx.xx	xx.xx	xx.xx	xx.xx
Germany	xx.xx	xx.xx	xx.xx	xx.xx	xx.xx	xx.xx	xx.xx	xx.xx
India	xx.xx	xx.xx	xx.xx	xx.xx	xx.xx	xx.xx	xx.xx	xx.xx
Italy	xx.xx	xx.xx	xx.xx	xx.xx	xx.xx	xx.xx	xx.xx	xx.xx
Japan	xx.xx	xx.xx	xx.xx	xx.xx	xx.xx	xx.xx	xx.xx	xx.xx
Mexico	xx.xx	xx.xx	xx.xx	xx.xx	xx.xx	xx.xx	xx.xx	xx.xx
Russia	xx.xx	xx.xx	xx.xx	xx.xx	xx.xx	xx.xx	xx.xx	xx.xx
South Korea	xx.xx	xx.xx	xx.xx	xx.xx	xx.xx	xx.xx	xx.xx	xx.xx
Spain	xx.xx	xx.xx	xx.xx	xx.xx	xx.xx	xx.xx	xx.xx	xx.xx
United Kingdom	xx.xx	xx.xx	xx.xx	xx.xx	xx.xx	xx.xx	xx.xx	xx.xx
United States	xx.xx	xx.xx	xx.xx	xx.xx	xx.xx	xx.xx	xx.xx	xx.xx
Others	xx.xx	xx.xx	xx.xx	xx.xx	xx.xx	xx.xx	xx.xx	xx.xx
Total	**xx.xx**	**xx.xx**	**xx.xx**	**xx.xx**	**xx.xx**	**xx.xx**	**xx.xx**	**xx.xx**

Sources & Evidence

1. Mapping the Semiconductor Value Chain: Working Towards Identifying Dependencies and Vulnerabilities
   · Taxonomy evidence: Foundries provide contract wafer fabrication for chip-designing customers. ([oecd.org](https://www.oecd.org/content/dam/oecd/en/publications/reports/2025/xx.xx/mapping-the-semiconductor-value-chain_5ba52971/4154cdbf-en.pdf))
2. Quality Policy - Taiwan Semiconductor Manufacturing Company Limited
   · Taxonomy evidence: TSMC includes in-house and outsourced testing among its foundry-associated activities. This supports foundries' testing role, but not the purchaser or configuration of a complete SoC/memory tester. ([tsmc.com](https://www.tsmc.com/english/aboutTSMC/quality_and_reliability))
3. Advantest - FY2024 Consolidated Financial Results Presentation, April 25, 2025
   · Evidence informing the 2023 market-value input; displayed series and growth include calculations: Quarterly product-revenue disclosures support calendar-2023 totals of JPY xx.xx for SoC testers and JPY xx.xx for memory testers, before modeled scope adjustments. ([advantest.com](https://www.advantest.com/document/en/investors/ir-library/result/JE_BIZ_250425_slide.pdf))
   · Evidence informing the 2024 market-value input; displayed series and growth include calculations: Quarterly product-revenue disclosures support calendar-2024 totals of JPY xx.xx for SoC testers and JPY xx.xx for memory testers; handling, services and system-level testing are disclosed separately. ([advantest.com](https://www.advantest.com/document/en/investors/ir-library/result/JE_BIZ_250425_slide.pdf))

4. Advantest - FY2025 Third Quarter Financial Results Presentation, January 28, 2026
   · Evidence informing the 2025 market-value input; displayed series and growth include calculations: The disclosed January-March 2025 quarter and April-December 2025 quarters produce calendar-2025 SoC tester revenue of JPY xx.xx and memory tester revenue of JPY xx.xx. These are supplier revenues, not a published global market total. ([advantest.com](https://www.advantest.com/document/en/investors/ir-library/result/JE_BIZ_260128_slide.pdf))
   · Evidence informing base-year allocation inputs; displayed values and growth are calculated: Quarterly ship-to records calibrate the Americas destination proxy; equipment scope and regional subdivision remain modeled.
   · Evidence informing base-year allocation inputs; displayed values and growth are calculated: Quarterly Europe destination revenue constrains the European equipment-demand weight.
   · Evidence informing base-year allocation inputs; displayed values and growth are calculated: Country ship-to revenue provides the main calibration for Asia-Pacific concentration.
   · Evidence informing base-year allocation inputs; displayed values and growth are calculated: China deliveries constrain the base country equipment-demand proxy.
   · Evidence informing base-year allocation inputs; displayed values and growth are calculated: Korea deliveries constrain the base country equipment-demand proxy.
   · Evidence informing base-year allocation inputs; displayed values and growth are calculated: Japan deliveries constrain the base country equipment-demand proxy.
5. Advantest - FY2026 First Quarter Financial Results Presentation, July 29, 2026
   · Evidence informing the 2026 market-value input; displayed series and growth include calculations: The presentation reports January-March 2026 SoC/memory revenues of JPY xx.xx/xx.xx and April-June revenues of JPY xx.xx/xx.xx. July guidance forecasts fiscal-2026 SoC/memory revenues of JPY xx.xx/xx.xx and supplies the fiscal-to-calendar bridge. Guidance is not realized revenue. ([advantest.com](https://www.advantest.com/document/en/investors/ir-library/result/JE_BIZ_260729_slide.pdf))
   · Evidence informing the 2040 market-value input; displayed series and growth include calculations: Current equipment revenue and company-specific capacity plans constrain the forecast starting point, not the assumed long-run growth rate or the 2040 result. ([advantest.com](https://www.advantest.com/document/en/investors/ir-library/result/JE_BIZ_260729_slide.pdf))

6. Teradyne, Inc. - Form 10-K for the Year Ended December 31, 2025
   - Evidence informing the 2023 market-value input; displayed series and growth include calculations: The revenue-disaggregation table reports 2023 point-in-time SoC revenue of USD xx.xx and memory revenue of USD xx.xx. Replacement parts require a further modeled deduction. ([investors.teradyne.com](https://investors.teradyne.com/sec-filings/all-sec-filings/content/xx.xx-xx.xx-xx.xx/xx.xx-xx.xx-xx.xx.pdf))
   - Evidence informing the 2024 market-value input; displayed series and growth include calculations: The filing reports 2024 point-in-time SoC revenue of USD xx.xx and memory revenue of USD xx.xx separately from over-time revenue and IST. ([investors.teradyne.com](https://investors.teradyne.com/sec-filings/all-sec-filings/content/xx.xx-xx.xx-xx.xx/xx.xx-xx.xx-xx.xx.pdf))
   - Evidence informing the 2025 market-value input; displayed series and growth include calculations: The filing reports 2025 point-in-time SoC revenue of USD xx.xx and memory revenue of USD xx.xx. Point-in-time recognition includes products and replacement parts and is therefore an equipment proxy rather than an exact complete-system subtotal. ([investors.teradyne.com](https://investors.teradyne.com/sec-filings/all-sec-filings/content/xx.xx-xx.xx-xx.xx/xx.xx-xx.xx-xx.xx.pdf))
   - Evidence informing base-year allocation inputs; displayed values and growth are calculated: Customer-site geography and broader revenue disclosures support the scoped national destination bridge.
   - Evidence informing base-year allocation inputs; displayed values and growth are calculated: Customer-site attribution distinguishes receiving locations from specifying customer headquarters.
   - Evidence informing base-year allocation inputs; displayed values and growth are calculated: Europe revenue requires a substantial modeled exclusion of adjacent businesses and services.
   - Evidence informing base-year allocation inputs; displayed values and growth are calculated: Disclosed Asian customer-site revenues constrain the joint regional proxy.
7. Teradyne, Inc. - Form 10-Q for the Quarterly Period Ended June 28, 2026
   - Evidence informing the 2026 market-value input; displayed series and growth include calculations: First-half 2026 point-in-time revenue was USD xx.xx for SoC and USD xx.xx for memory. Comparable first-half 2025 amounts were USD xx.xx and USD xx.xx independently establishing strong realized growth before the modeled second half. ([investors.teradyne.com](https://investors.teradyne.com/sec-filings/all-sec-filings/content/xx.xx-xx.xx-xx.xx/xx.xx-xx.xx-xx.xx.pdf))
8. Cohu, Inc. - Form 10-K for the Fiscal Year Ended December 27, 2025
   - Evidence informing the 2023 market-value input; displayed series and growth include calculations: Cohu reports 2023 systems-semiconductor test and inspection revenue of USD xx.xx. Only an assumed complete-tester and eligible-device portion enters this market. ([sec.gov](https://www.sec.gov/Archives/edgar/data/xx.xx/xx.xx/cohu20251227_10k.htm))
   - Evidence informing the 2024 market-value input; displayed series and growth include calculations: Cohu reports 2024 systems-semiconductor test and inspection revenue of USD xx.xx separately from non-systems revenue. ([sec.gov](https://www.sec.gov/Archives/edgar/data/xx.xx/xx.xx/cohu20251227_10k.htm))
   - Evidence informing the 2025 market-value input; displayed series and growth include calculations: Cohu reports 2025 systems-semiconductor test and inspection revenue of USD xx.xx. Automation, inspection, interfaces and recurring services prevent attribution of the whole company to SoC testers. ([sec.gov](https://www.sec.gov/Archives/edgar/data/xx.xx/xx.xx/cohu20251227_10k.htm))
   - Evidence informing base-year allocation inputs; displayed values and growth are calculated: Asian destination disclosures provide an independent supplier cross-check on regional concentration.

9. Hangzhou Changchuan Technology Co., Ltd. - 2025 Annual Report

· Evidence informing the 2024 market-value input; displayed series and growth include calculations: The product table reports 2024 tester revenue of CNY xx.xx, distinct from handlers and other products. Its SoC-eligible portion remains modeled. ([static.cninfo.com.cn](https://static.cninfo.com.cn/finalpage/2026-xx.xx-xx.xx/xx.xx.PDF))

· Evidence informing the 2025 market-value input; displayed series and growth include calculations: The product table reports 2025 tester revenue of CNY xx.xx. The filing's broader analog and digital portfolio requires a scope adjustment rather than inclusion of all tester revenue. ([static.cninfo.com.cn](https://static.cninfo.com.cn/finalpage/2026-xx.xx-xx.xx/xx.xx.PDF))

10. YC Corporation - Business Report for the Year Ended December 31, 2025

· Evidence informing the 2023 market-value input; displayed series and growth include calculations: The sales table reports KRW xx.xx for the 2023 memory-wafer-tester, semiconductor-equipment, parts, modification and related category. Complete-equipment attribution requires a deduction. ([kind.krx.co.kr](https://kind.krx.co.kr/external/2026/xx.xx/xx.xx/xx.xx/xx.xx/xx.xx.htm))

· Evidence informing the 2024 market-value input; displayed series and growth include calculations: The comparable 2024 category revenue is KRW xx.xx, not an independently isolated complete-tester total. ([kind.krx.co.kr](https://kind.krx.co.kr/external/2026/xx.xx/xx.xx/xx.xx/xx.xx/xx.xx.htm))

· Evidence informing the 2025 market-value input; displayed series and growth include calculations: The comparable 2025 category revenue is KRW xx.xx. Parts, modifications and other equipment remain a material scope uncertainty. ([kind.krx.co.kr](https://kind.krx.co.kr/external/2026/xx.xx/xx.xx/xx.xx/xx.xx/xx.xx.htm))

11. Chroma ESG - About Chroma: 2025 Group Financial and Operating Profile

· Evidence informing the 2025 market-value input; displayed series and growth include calculations: Chroma's own disclosure states 2025 group consolidated revenue of USD xx.xx. This broad corporate amount constrains, but does not directly measure, its eligible complete-SoC-tester revenue. ([csr.chromaate.com](https://csr.chromaate.com/en/esg-en/green-chroma-en/brand-en))

12. Chroma ESG - Green Revenue and Financial Performance, 2025

· Evidence informing the 2024 market-value input; displayed series and growth include calculations: Chroma reports 2025 consolidated revenue growth of xx.xx%. The model uses this company growth rate to backcast its small 2024 scoped revenue budget at a constant conversion basis, not as an observed 2024 tester subtotal. ([csr.chromaate.com](https://csr.chromaate.com/en/esg-en/green-chroma-en/green-revenue-en))

· Evidence informing the 2025 market-value input; displayed series and growth include calculations: The disclosure distinguishes broad measurement products and SLT demand, reinforcing the need to exclude unrelated corporate revenue from the SoC/memory tester estimate. ([csr.chromaate.com](https://csr.chromaate.com/en/esg-en/green-chroma-en/green-revenue-en))

13. Federal Reserve Board - Foreign Exchange Rates, G.5A, January 5, 2026

· Evidence informing the 2023 market-value input; displayed series and growth include calculations: The official annual-average exchange-rate release supplies the currency-conversion benchmark; the model uses JPY xx.xx per USD for its large calendar-2023 Japanese revenue anchor and an explicitly rounded KRW conversion for the smaller Korean budget. ([fred.stlouisfed.org](https://fred.stlouisfed.org/series/AEXJPUS/))

· Evidence informing the 2024 market-value input; displayed series and growth include calculations: The model uses JPY xx.xx per USD for calendar 2024; small CNY and KRW budgets use disclosed approximate conversion assumptions close to the official annual averages. ([fred.stlouisfed.org](https://fred.stlouisfed.org/series/AEXJPUS/))

· Evidence informing the 2025 market-value input; displayed series and growth include calculations: The model uses JPY xx.xx per USD for calendar 2025. CNY xx.xx and KRW xx.xx per USD are rounded modeling conventions, not the release's exact observations. ([fred.stlouisfed.org](https://fred.stlouisfed.org/series/AEXJPUS/))

14. SEMI - 2018 Global Semiconductor Equipment Sales Jump to Record USD 64.5 Billion

    · Evidence informing the 2017 market-value input; displayed series and growth include calculations: The association's member-billings release reports xx.xx% growth in total test equipment sales in 2018. Its inverse supplies the 2017 historical proxy; it is not a direct observation of the narrower captured market. ([www1.semi.org](https://www1.semi.org/en/2018-global-semiconductor-equipment-sales-jump-record-xx.xx-billion))

    · Evidence informing the 2018 market-value input; displayed series and growth include calculations: The release reports approximately USD xx.xx of total semiconductor-equipment sales in 2018, used only with the 2019 equipment total as a disclosed broad-cycle proxy. ([www1.semi.org](https://www1.semi.org/en/2018-global-semiconductor-equipment-sales-jump-record-xx.xx-billion))

15. SEMI - 2020 Global Semiconductor Equipment Sales Surge 19% to Industry Record USD 71.2 Billion

    · Evidence informing the 2018 market-value input; displayed series and growth include calculations: The release reports 2019 total equipment billings of USD xx.xx. Relative to the published approximate 2018 total, this supplies a broad-equipment downturn proxy, not an observed SoC/memory tester growth rate. ([semi.org](https://www.semi.org/en/news-media-press/semi-press-releases/annual-global-semiconductor-equipment-sales))

    · Evidence informing the 2019 market-value input; displayed series and growth include calculations: Reported 2020 total-test-equipment growth of xx.xx% supplies the inverse bridge into 2019. ([semi.org](https://www.semi.org/en/news-media-press/semi-press-releases/annual-global-semiconductor-equipment-sales))

    · Evidence informing the 2020 market-value input; displayed series and growth include calculations: The association's member-submitted billings dataset reports xx.xx% total-test-equipment growth in 2020, used as a historical demand-cycle proxy. ([semi.org](https://www.semi.org/en/news-media-press/semi-press-releases/annual-global-semiconductor-equipment-sales))

16. SEMI - 2021 Global Semiconductor Equipment Sales Surge 44% to Industry Record USD 102.6 Billion

    · Evidence informing the 2020 market-value input; displayed series and growth include calculations: Reported total-test-equipment sales growth of xx.xx% in 2021 supports the inverse bridge from the 2021 estimate to 2020. ([semi.org](https://www.semi.org/en/news-media-press-releases/semi-press-releases/2021-global-semiconductor-equipment-sales-surge-xx.xx%xx.xx-to-industry-record-%xx.xx-billion-semi-reports))

    · Evidence informing the 2021 market-value input; displayed series and growth include calculations: The xx.xx% test-equipment increase is a member-billings observation for a broader equipment class, not the final market value returned here. ([semi.org](https://www.semi.org/en/news-media-press-releases/semi-press-releases/2021-global-semiconductor-equipment-sales-surge-xx.xx%xx.xx-to-industry-record-%xx.xx-billion-semi-reports))

17. SEMI - Global Semiconductor Equipment Billings Reach Industry Record USD 107.6 Billion in 2022

    · Evidence informing the 2021 market-value input; displayed series and growth include calculations: The release reports a xx.xx% contraction in total-test-equipment billings in 2022, supporting the inverse historical bridge into 2021. ([semi.org](https://www.semi.org/en/news-media-press-releases/semi-press-releases/global-semiconductor-equipment-billings-reach-industry-record-%xx.xx-billion-in-2022-semi-reports))

18. SEMI - Global Semiconductor Equipment Billings Slip to USD 106.3 Billion in 2023

    · Evidence informing the 2023 market-value input; displayed series and growth include calculations: The xx.xx% broader test-equipment decline supplies a historical-cycle constraint and one small-supplier backcast assumption, not the target-market level. ([semi.org](https://www.semi.org/en/news-media-press-releases/semi-press-releases/global-semiconductor-equipment-billings-slip-to-%xx.xx-billion-in-2023-semi-reports))

19. SEMI - Global Semiconductor Equipment Billings Surged to USD 117 Billion in 2024

    · Evidence informing the 2024 market-value input; displayed series and growth include calculations: Realized total-test-equipment billings increased xx.xx% in 2024. This independently checks the direction and approximate magnitude of the modeled target-market recovery without substituting the broader category for this market. ([semi.org](https://www.semi.org/en/semi-press-release/global-semiconductor-equipment-billings-surged-to-xx.xx-billion-dollars-in-2024-semi-reports))

20. SEMI - Global Semiconductor Equipment Billings Reached USD 135 Billion in 2025

· Evidence informing the 2025 market-value input; displayed series and growth include calculations: The association reports realized total-test-equipment billings growth of xx.xx% in 2025. The modeled target-market increase of approximately xx.xx% is directionally consistent; differing product boundaries prevent an exact reconciliation.
([semi.org](https://www.semi.org/en/SEMI-Reports-Global-Semiconductor-Equipment-Billings-Reached-xx.xx-Billion-in-2025))

21. Advantest - Annual Securities Report and Business Report for the Year Ended March 31, 2026

· Evidence informing the 2025 market-value input; displayed series and growth include calculations: Note xx.xx identifies customer operating leases of semiconductor test systems and JPY xx.xx of future payments receivable at March xx.xx 2025. This establishes a small supplier-specific leasing activity, not annual global leasing revenue.
([advantest.com](https://www.advantest.com/document/en/investors/ir-library/report/IR_SecuritiesandBusinesReport_84th_en.pdf))

· Evidence informing the 2026 market-value input; displayed series and growth include calculations: Future customer lease payments receivable were JPY xx.xx at March xx.xx 2026; disclosed terms were one to three years and noncancelable. These figures qualify any assumption that OEM leasing is necessarily large or offers flexible exit.
([advantest.com](https://www.advantest.com/document/en/investors/ir-library/report/IR_SecuritiesandBusinesReport_84th_en.pdf))

· Evidence informing base-year allocation inputs; displayed values and growth are calculated: Named TSMC customer receipts anchor the foundry purchasing model; other suppliers and foundries require explicit coverage assumptions.

· Evidence informing forecast-year allocation inputs; displayed values and growth are calculated: Named TSMC customer receipts anchor the foundry purchasing model; other suppliers and foundries require explicit coverage assumptions.

22. Amkor Technology, Inc. - Form 10-K for the Year Ended December 31, 2025

· Evidence informing the 2025 market-value input; displayed series and growth include calculations: Amkor reports 2025 capital expenditures of USD xx.xx versus USD xx.xx in 2024, covering packaging, testing and facilities. The amount is a buyer-spending constraint, not tester-only spending.
([sec.gov](https://www.sec.gov/Archives/edgar/data/xx.xx/xx.xx/amkr-xx.xx.htm))

· Evidence informing the 2026 market-value input; displayed series and growth include calculations: The filing's USD xx.xx-xx.xx 2026 capital-expenditure expectation is primarily increased by Arizona construction. It cannot be treated as an equivalent tester award or annual tester-market increment.
([sec.gov](https://www.sec.gov/Archives/edgar/data/xx.xx/xx.xx/amkr-xx.xx.htm))

· Evidence informing the 2028 market-value input; displayed series and growth include calculations: Standardized tester investment, customer-consigned equipment and equipment-redeployment risks qualify the conversion from announced capacity projects to incremental tester purchases. No project investment is added directly to the 2028 forecast.
([sec.gov](https://www.sec.gov/Archives/edgar/data/xx.xx/xx.xx/amkr-xx.xx.htm))

· Evidence informing the 2029 market-value input; displayed series and growth include calculations: The buyer's broad spending and commitment disclosures support retaining procurement-conversion and reuse uncertainty rather than equating project completion with tester sales.
([sec.gov](https://www.sec.gov/Archives/edgar/data/xx.xx/xx.xx/amkr-xx.xx.htm))

· Evidence informing base-year allocation inputs; displayed values and growth are calculated: Location-specific property and equipment supports geographically distinct buyer pools, not direct annual tester spending.

· Evidence informing forecast-year allocation inputs; displayed values and growth are calculated: Location-specific property and equipment supports geographically distinct buyer pools, not direct annual tester spending.

· Evidence informing base-year allocation inputs; displayed values and growth are calculated: Korea operating assets corroborate local packaging and test activity without equating assets to annual equipment purchases.

23. Intel Corporation - Form 10-K for the Year Ended December 27, 2025
    - Evidence informing forecast-year allocation inputs; displayed values and growth are calculated: Discontinued Germany expansion constrains the forecast; no canceled-project tester increment is included.
    - Evidence informing forecast-year allocation inputs; displayed values and growth are calculated: Costa Rican consolidation is counterevidence to uniform Latin American equipment expansion.
24. Micron Technology, Inc. - Form 10-K for the Fiscal Year Ended August 28, 2025
    - Evidence informing base-year allocation inputs; displayed values and growth are calculated: India's disclosed component assembly/test location supports the base procurement pipeline, not a reported spending amount.
25. Micron - Celebrates Opening of India's First Semiconductor Assembly and Test Facility, February 28, 2026
    - Evidence informing forecast-year allocation inputs; displayed values and growth are calculated: Commercial commencement and aggregate shipment expectations support a post-2025 expansion premise; they do not measure tester expenditure.
26. Amkor - Announces Phase 2 of Arizona Advanced Packaging and Test Campus, September 8, 2026
    - Evidence informing forecast-year allocation inputs; displayed values and growth are calculated: Phase-two construction and completion expectations support delayed procurement conversion, not a 2025 equipment award.
27. NIST - Appendix: The CHIPS Program Office Vision for Success, Two Years Later, January 2025
    - Evidence informing forecast-year allocation inputs; displayed values and growth are calculated: Device-manufacturing and packaging project locations constrain the national expansion opportunity; award ceilings are not tester spending.
28. Chips Joint Undertaking - EU Strengthens Semiconductor Sovereignty with Pilot Lines and Competence Centres, April 2025
    - Evidence informing base-year allocation inputs; displayed values and growth are calculated: Selection of xx.xx competence centres across xx.xx countries supports broad research access, not equal local tester purchases.
    - Evidence informing forecast-year allocation inputs; displayed values and growth are calculated: Selection of xx.xx competence centres across xx.xx countries supports broad research access, not equal local tester purchases.
29. HT Micron - Quality Management and Brazilian Operating Scope
    - Evidence informing base-year allocation inputs; displayed values and growth are calculated: Company disclosure establishes Brazilian semiconductor encapsulation and testing activity, but not tester-only expenditure.
    - Evidence informing forecast-year allocation inputs; displayed values and growth are calculated: Company disclosure establishes Brazilian semiconductor encapsulation and testing activity, but not tester-only expenditure.
30. NXP Semiconductors - 2025 Annual Report and Financial Statements
    - Evidence informing base-year allocation inputs; displayed values and growth are calculated: Disclosed China back-end activity supports a local equipment-purchaser pool.
    - Evidence informing forecast-year allocation inputs; displayed values and growth are calculated: Disclosed China back-end activity supports a local equipment-purchaser pool.
31. Brazil MDIC - Complexo Eletroeletrônico e de Semicondutores
    - Evidence informing forecast-year allocation inputs; displayed values and growth are calculated: Brasil Semicon is national policy context; its overview does not establish a particular eligible tester purchase or fiscal benefit.

11.5. System Companies

Table 81. Global SoC & Memory Semiconductor Tester Market Size, by System Companies, by Region, 2017-2040 (USD Million)

Region	2017	2024	2025	2026	2027	2032	2040	CAGR (%)
Africa	xx.xx	xx.xx	xx.xx	xx.xx	xx.xx	xx.xx	xx.xx	xx.xx
Asia-Pacific	xx.xx	xx.xx	xx.xx	xx.xx	xx.xx	xx.xx	xx.xx	xx.xx
Europe	xx.xx	xx.xx	xx.xx	xx.xx	xx.xx	xx.xx	xx.xx	xx.xx
Latin America	xx.xx	xx.xx	xx.xx	xx.xx	xx.xx	xx.xx	xx.xx	xx.xx
Middle East	xx.xx	xx.xx	xx.xx	xx.xx	xx.xx	xx.xx	xx.xx	xx.xx
North America	xx.xx	xx.xx	xx.xx	xx.xx	xx.xx	xx.xx	xx.xx	xx.xx
Total	**xx.xx**	**xx.xx**	**xx.xx**	**xx.xx**	**xx.xx**	**xx.xx**	**xx.xx**	**xx.xx**

Table 82. Global SoC & Memory Semiconductor Tester Market Size, by System Companies, by Group, 2017-2040 (USD Million)

Group	2017	2024	2025	2026	2027	2032	2040	CAGR (%)
ASEAN	xx.xx	xx.xx	xx.xx	xx.xx	xx.xx	xx.xx	xx.xx	xx.xx
BRICS	xx.xx	xx.xx	xx.xx	xx.xx	xx.xx	xx.xx	xx.xx	xx.xx
European Union	xx.xx	xx.xx	xx.xx	xx.xx	xx.xx	xx.xx	xx.xx	xx.xx
G7	xx.xx	xx.xx	xx.xx	xx.xx	xx.xx	xx.xx	xx.xx	xx.xx
GCC	xx.xx	xx.xx	xx.xx	xx.xx	xx.xx	xx.xx	xx.xx	xx.xx
NATO	xx.xx	xx.xx	xx.xx	xx.xx	xx.xx	xx.xx	xx.xx	xx.xx

Table 83. Global SoC & Memory Semiconductor Tester Market Size, by System Companies, by Country, 2017-2040 (USD Million)

Country	2017	2024	2025	2026	2027	2032	2040	CAGR (%)
Australia	xx.xx	xx.xx	xx.xx	xx.xx	xx.xx	xx.xx	xx.xx	xx.xx
Brazil	xx.xx	xx.xx	xx.xx	xx.xx	xx.xx	xx.xx	xx.xx	xx.xx
Canada	xx.xx	xx.xx	xx.xx	xx.xx	xx.xx	xx.xx	xx.xx	xx.xx
China	xx.xx	xx.xx	xx.xx	xx.xx	xx.xx	xx.xx	xx.xx	xx.xx
France	xx.xx	xx.xx	xx.xx	xx.xx	xx.xx	xx.xx	xx.xx	xx.xx
Germany	xx.xx	xx.xx	xx.xx	xx.xx	xx.xx	xx.xx	xx.xx	xx.xx
India	xx.xx	xx.xx	xx.xx	xx.xx	xx.xx	xx.xx	xx.xx	xx.xx
Italy	xx.xx	xx.xx	xx.xx	xx.xx	xx.xx	xx.xx	xx.xx	xx.xx
Japan	xx.xx	xx.xx	xx.xx	xx.xx	xx.xx	xx.xx	xx.xx	xx.xx
Mexico	xx.xx	xx.xx	xx.xx	xx.xx	xx.xx	xx.xx	xx.xx	xx.xx
Russia	xx.xx	xx.xx	xx.xx	xx.xx	xx.xx	xx.xx	xx.xx	xx.xx
South Korea	xx.xx	xx.xx	xx.xx	xx.xx	xx.xx	xx.xx	xx.xx	xx.xx
Spain	xx.xx	xx.xx	xx.xx	xx.xx	xx.xx	xx.xx	xx.xx	xx.xx
United Kingdom	xx.xx	xx.xx	xx.xx	xx.xx	xx.xx	xx.xx	xx.xx	xx.xx
United States	xx.xx	xx.xx	xx.xx	xx.xx	xx.xx	xx.xx	xx.xx	xx.xx
Others	xx.xx	xx.xx	xx.xx	xx.xx	xx.xx	xx.xx	xx.xx	xx.xx
Total	**xx.xx**	**xx.xx**	**xx.xx**	**xx.xx**	**xx.xx**	**xx.xx**	**xx.xx**	**xx.xx**

Sources & Evidence

1. Mapping the Semiconductor Value Chain: Working Towards Identifying Dependencies and Vulnerabilities

   · Taxonomy evidence: System companies are distinguished by captive chip use, but the discussion also recognizes hybrid commercial roles. Captive design activity alone does not identify the purchaser of testing equipment.
   ([oecd.org](https://www.oecd.org/content/dam/oecd/en/publications/reports/2025/xx.xx/mapping-the-semiconductor-value-chain_5ba52971/4154cdbf-en.pdf))

   · Taxonomy evidence: System companies design captive chips for their final products or services.
   ([oecd.org](https://www.oecd.org/content/dam/oecd/en/publications/reports/2025/xx.xx/mapping-the-semiconductor-value-chain_5ba52971/4154cdbf-en.pdf))

2. Teradyne, Inc. - Form 10-K for the fiscal year ended December 31, 2025
   - Taxonomy evidence: OEM platform specification is distinguished from actual purchasing, limiting inference from a system company's influence over a test platform to its buyer-category membership. ([investors.teradyne.com](https://investors.teradyne.com/sec-filings/all-sec-filings/content/xx.xx-xx.xx-xx.xx/xx.xx-xx.xx-xx.xx.pdf))
   - Evidence informing the 2023 market-value input; displayed series and growth include calculations: The revenue-disaggregation table reports 2023 point-in-time SoC revenue of USD xx.xx and memory revenue of USD xx.xx. Replacement parts require a further modeled deduction. ([investors.teradyne.com](https://investors.teradyne.com/sec-filings/all-sec-filings/content/xx.xx-xx.xx-xx.xx/xx.xx-xx.xx-xx.xx.pdf))
   - Evidence informing the 2024 market-value input; displayed series and growth include calculations: The filing reports 2024 point-in-time SoC revenue of USD xx.xx and memory revenue of USD xx.xx separately from over-time revenue and IST. ([investors.teradyne.com](https://investors.teradyne.com/sec-filings/all-sec-filings/content/xx.xx-xx.xx-xx.xx/xx.xx-xx.xx-xx.xx.pdf))
   - Evidence informing the 2025 market-value input; displayed series and growth include calculations: The filing reports 2025 point-in-time SoC revenue of USD xx.xx and memory revenue of USD xx.xx. Point-in-time recognition includes products and replacement parts and is therefore an equipment proxy rather than an exact complete-system subtotal. ([investors.teradyne.com](https://investors.teradyne.com/sec-filings/all-sec-filings/content/xx.xx-xx.xx-xx.xx/xx.xx-xx.xx-xx.xx.pdf))
   - Evidence informing base-year allocation inputs; displayed values and growth are calculated: Customer-site geography and broader revenue disclosures support the scoped national destination bridge.
   - Evidence informing base-year allocation inputs; displayed values and growth are calculated: Customer-site attribution distinguishes receiving locations from specifying customer headquarters.
   - Evidence informing base-year allocation inputs; displayed values and growth are calculated: Europe revenue requires a substantial modeled exclusion of adjacent businesses and services.
   - Evidence informing base-year allocation inputs; displayed values and growth are calculated: Disclosed Asian customer-site revenues constrain the joint regional proxy.
   - Evidence informing base-year allocation inputs; displayed values and growth are calculated: OEM platform specification is not proof of direct equipment purchasing; the system-company numerator and forecast remain assumption-led.
   - Evidence informing forecast-year allocation inputs; displayed values and growth are calculated: OEM platform specification is not proof of direct equipment purchasing; the system-company numerator and forecast remain assumption-led.
3. SIA Comments re IRS REG-120653-22
   - Taxonomy evidence: The submission distinguishes OEMs developing captive chips from merchant chip developers, supporting a separate system-company business role rather than a downstream end-market label. ([semiconductors.org](https://www.semiconductors.org/wp-content/uploads/2023/xx.xx/SIA-Comments-re-IRS-REG-xx.xx-xx.xx.pdf))
4. Silicon Validation Engineer - Jobs - Careers at Apple
   - Taxonomy evidence: Apple's May xx.xx 2026 role description concerns its own mobile SoCs and collaboration with ATE and product-engineering teams. It corroborates a system company's semiconductor-testing role, not tester ownership, procurement, or retrospective 2025 demand. ([jobs.apple.com](https://jobs.apple.com/en-us/details/xx.xx/silicon-validation-engineer?team=APPST))

5. Advantest - FY2024 Consolidated Financial Results Presentation, April 25, 2025
   · Evidence informing the 2023 market-value input; displayed series and growth include calculations: Quarterly product-revenue disclosures support calendar-2023 totals of JPY xx.xx for SoC testers and JPY xx.xx for memory testers, before modeled scope adjustments. ([advantest.com](https://www.advantest.com/document/en/investors/ir-library/result/JE_BIZ_250425_slide.pdf))
   · Evidence informing the 2024 market-value input; displayed series and growth include calculations: Quarterly product-revenue disclosures support calendar-2024 totals of JPY xx.xx for SoC testers and JPY xx.xx for memory testers; handling, services and system-level testing are disclosed separately. ([advantest.com](https://www.advantest.com/document/en/investors/ir-library/result/JE_BIZ_250425_slide.pdf))
6. Advantest - FY2025 Third Quarter Financial Results Presentation, January 28, 2026
   · Evidence informing the 2025 market-value input; displayed series and growth include calculations: The disclosed January-March 2025 quarter and April-December 2025 quarters produce calendar-2025 SoC tester revenue of JPY xx.xx and memory tester revenue of JPY xx.xx. These are supplier revenues, not a published global market total. ([advantest.com](https://www.advantest.com/document/en/investors/ir-library/result/JE_BIZ_260128_slide.pdf))
   · Evidence informing base-year allocation inputs; displayed values and growth are calculated: Quarterly ship-to records calibrate the Americas destination proxy; equipment scope and regional subdivision remain modeled.
   · Evidence informing base-year allocation inputs; displayed values and growth are calculated: Quarterly Europe destination revenue constrains the European equipment-demand weight.
   · Evidence informing base-year allocation inputs; displayed values and growth are calculated: Country ship-to revenue provides the main calibration for Asia-Pacific concentration.
   · Evidence informing base-year allocation inputs; displayed values and growth are calculated: China deliveries constrain the base country equipment-demand proxy.
   · Evidence informing base-year allocation inputs; displayed values and growth are calculated: Korea deliveries constrain the base country equipment-demand proxy.
   · Evidence informing base-year allocation inputs; displayed values and growth are calculated: Japan deliveries constrain the base country equipment-demand proxy.
7. Advantest - FY2026 First Quarter Financial Results Presentation, July 29, 2026
   · Evidence informing the 2026 market-value input; displayed series and growth include calculations: The presentation reports January-March 2026 SoC/memory revenues of JPY xx.xx/xx.xx and April-June revenues of JPY xx.xx/xx.xx. July guidance forecasts fiscal-2026 SoC/memory revenues of JPY xx.xx/xx.xx and supplies the fiscal-to-calendar bridge. Guidance is not realized revenue. ([advantest.com](https://www.advantest.com/document/en/investors/ir-library/result/JE_BIZ_260729_slide.pdf))
   · Evidence informing the 2040 market-value input; displayed series and growth include calculations: Current equipment revenue and company-specific capacity plans constrain the forecast starting point, not the assumed long-run growth rate or the 2040 result. ([advantest.com](https://www.advantest.com/document/en/investors/ir-library/result/JE_BIZ_260729_slide.pdf))
8. Teradyne, Inc. - Form 10-Q for the Quarterly Period Ended June 28, 2026
   · Evidence informing the 2026 market-value input; displayed series and growth include calculations: First-half 2026 point-in-time revenue was USD xx.xx for SoC and USD xx.xx for memory. Comparable first-half 2025 amounts were USD xx.xx and USD xx.xx independently establishing strong realized growth before the modeled second half. ([investors.teradyne.com](https://investors.teradyne.com/sec-filings/all-sec-filings/content/xx.xx-xx.xx-xx.xx/xx.xx-xx.xx-xx.xx.pdf))

9. Cohu, Inc. - Form 10-K for the Fiscal Year Ended December 27, 2025
   - Evidence informing the 2023 market-value input; displayed series and growth include calculations: Cohu reports 2023 systems-semiconductor test and inspection revenue of USD xx.xx. Only an assumed complete-tester and eligible-device portion enters this market. ([sec.gov](https://www.sec.gov/Archives/edgar/data/xx.xx/xx.xx/cohu20251227_10k.htm))
   - Evidence informing the 2024 market-value input; displayed series and growth include calculations: Cohu reports 2024 systems-semiconductor test and inspection revenue of USD xx.xx separately from non-systems revenue. ([sec.gov](https://www.sec.gov/Archives/edgar/data/xx.xx/xx.xx/cohu20251227_10k.htm))
   - Evidence informing the 2025 market-value input; displayed series and growth include calculations: Cohu reports 2025 systems-semiconductor test and inspection revenue of USD xx.xx. Automation, inspection, interfaces and recurring services prevent attribution of the whole company to SoC testers. ([sec.gov](https://www.sec.gov/Archives/edgar/data/xx.xx/xx.xx/cohu20251227_10k.htm))
   - Evidence informing base-year allocation inputs; displayed values and growth are calculated: Asian destination disclosures provide an independent supplier cross-check on regional concentration.
10. Hangzhou Changchuan Technology Co., Ltd. - 2025 Annual Report
   - Evidence informing the 2024 market-value input; displayed series and growth include calculations: The product table reports 2024 tester revenue of CNY xx.xx, distinct from handlers and other products. Its SoC-eligible portion remains modeled. ([static.cninfo.com.cn](https://static.cninfo.com.cn/finalpage/2026-xx.xx-xx.xx/xx.xx.PDF))
   - Evidence informing the 2025 market-value input; displayed series and growth include calculations: The product table reports 2025 tester revenue of CNY xx.xx. The filing's broader analog and digital portfolio requires a scope adjustment rather than inclusion of all tester revenue. ([static.cninfo.com.cn](https://static.cninfo.com.cn/finalpage/2026-xx.xx-xx.xx/xx.xx.PDF))
11. YC Corporation - Business Report for the Year Ended December 31, 2025
   - Evidence informing the 2023 market-value input; displayed series and growth include calculations: The sales table reports KRW xx.xx for the 2023 memory-wafer-tester, semiconductor-equipment, parts, modification and related category. Complete-equipment attribution requires a deduction. ([kind.krx.co.kr](https://kind.krx.co.kr/external/2026/xx.xx/xx.xx/xx.xx/xx.xx/xx.xx.htm))
   - Evidence informing the 2024 market-value input; displayed series and growth include calculations: The comparable 2024 category revenue is KRW xx.xx, not an independently isolated complete-tester total. ([kind.krx.co.kr](https://kind.krx.co.kr/external/2026/xx.xx/xx.xx/xx.xx/xx.xx/xx.xx.htm))
   - Evidence informing the 2025 market-value input; displayed series and growth include calculations: The comparable 2025 category revenue is KRW xx.xx. Parts, modifications and other equipment remain a material scope uncertainty. ([kind.krx.co.kr](https://kind.krx.co.kr/external/2026/xx.xx/xx.xx/xx.xx/xx.xx/xx.xx.htm))
12. Chroma ESG - About Chroma: 2025 Group Financial and Operating Profile
   - Evidence informing the 2025 market-value input; displayed series and growth include calculations: Chroma's own disclosure states 2025 group consolidated revenue of USD xx.xx. This broad corporate amount constrains, but does not directly measure, its eligible complete-SoC-tester revenue. ([csr.chromaate.com](https://csr.chromaate.com/en/esg-en/green-chroma-en/brand-en))
13. Chroma ESG - Green Revenue and Financial Performance, 2025
   - Evidence informing the 2024 market-value input; displayed series and growth include calculations: Chroma reports 2025 consolidated revenue growth of xx.xx%. The model uses this company growth rate to backcast its small 2024 scoped revenue budget at a constant conversion basis, not as an observed 2024 tester subtotal. ([csr.chromaate.com](https://csr.chromaate.com/en/esg-en/green-chroma-en/green-revenue-en))
   - Evidence informing the 2025 market-value input; displayed series and growth include calculations: The disclosure distinguishes broad measurement products and SLT demand, reinforcing the need to exclude unrelated corporate revenue from the SoC/memory tester estimate. ([csr.chromaate.com](https://csr.chromaate.com/en/esg-en/green-chroma-en/green-revenue-en))

14. Federal Reserve Board - Foreign Exchange Rates, G.5A, January 5, 2026

· Evidence informing the 2023 market-value input; displayed series and growth include calculations: The official annual-average exchange-rate release supplies the currency-conversion benchmark; the model uses JPY xx.xx per USD for its large calendar-2023 Japanese revenue anchor and an explicitly rounded KRW conversion for the smaller Korean budget. ([fred.stlouisfed.org](https://fred.stlouisfed.org/series/AEXJPUS/))

· Evidence informing the 2024 market-value input; displayed series and growth include calculations: The model uses JPY xx.xx per USD for calendar 2024; small CNY and KRW budgets use disclosed approximate conversion assumptions close to the official annual averages. ([fred.stlouisfed.org](https://fred.stlouisfed.org/series/AEXJPUS/))

· Evidence informing the 2025 market-value input; displayed series and growth include calculations: The model uses JPY xx.xx per USD for calendar 2025. CNY xx.xx and KRW xx.xx per USD are rounded modeling conventions, not the release's exact observations. ([fred.stlouisfed.org](https://fred.stlouisfed.org/series/AEXJPUS/))

15. SEMI - 2018 Global Semiconductor Equipment Sales Jump to Record USD 64.5 Billion

· Evidence informing the 2017 market-value input; displayed series and growth include calculations: The association's member-billings release reports xx.xx% growth in total test equipment sales in 2018. Its inverse supplies the 2017 historical proxy; it is not a direct observation of the narrower captured market. ([www1.semi.org](https://www1.semi.org/en/2018-global-semiconductor-equipment-sales-jump-record-xx.xx-billion))

· Evidence informing the 2018 market-value input; displayed series and growth include calculations: The release reports approximately USD xx.xx of total semiconductor-equipment sales in 2018, used only with the 2019 equipment total as a disclosed broad-cycle proxy. ([www1.semi.org](https://www1.semi.org/en/2018-global-semiconductor-equipment-sales-jump-record-xx.xx-billion))

16. SEMI - 2020 Global Semiconductor Equipment Sales Surge 19% to Industry Record USD 71.2 Billion

· Evidence informing the 2018 market-value input; displayed series and growth include calculations: The release reports 2019 total equipment billings of USD xx.xx. Relative to the published approximate 2018 total, this supplies a broad-equipment downturn proxy, not an observed SoC/memory tester growth rate. ([semi.org](https://www.semi.org/en/news-media-press/semi-press-releases/annual-global-semiconductor-equipment-sales))

· Evidence informing the 2019 market-value input; displayed series and growth include calculations: Reported 2020 total-test-equipment growth of xx.xx% supplies the inverse bridge into 2019. ([semi.org](https://www.semi.org/en/news-media-press/semi-press-releases/annual-global-semiconductor-equipment-sales))

· Evidence informing the 2020 market-value input; displayed series and growth include calculations: The association's member-submitted billings dataset reports xx.xx% total-test-equipment growth in 2020, used as a historical demand-cycle proxy. ([semi.org](https://www.semi.org/en/news-media-press/semi-press-releases/annual-global-semiconductor-equipment-sales))

17. SEMI - 2021 Global Semiconductor Equipment Sales Surge 44% to Industry Record USD 102.6 Billion

· Evidence informing the 2020 market-value input; displayed series and growth include calculations: Reported total-test-equipment sales growth of xx.xx% in 2021 supports the inverse bridge from the 2021 estimate to 2020. ([semi.org](https://www.semi.org/en/news-media-press-releases/semi-press-releases/2021-global-semiconductor-equipment-sales-surge-xx.xx%xx.xx-to-industry-record-%xx.xx-billion-semi-reports))

· Evidence informing the 2021 market-value input; displayed series and growth include calculations: The xx.xx% test-equipment increase is a member-billings observation for a broader equipment class, not the final market value returned here. ([semi.org](https://www.semi.org/en/news-media-press-releases/semi-press-releases/2021-global-semiconductor-equipment-sales-surge-xx.xx%xx.xx-to-industry-record-%xx.xx-billion-semi-reports))

18. SEMI - Global Semiconductor Equipment Billings Reach Industry Record USD 107.6 Billion in 2022

· Evidence informing the 2021 market-value input; displayed series and growth include calculations: The release reports a xx.xx% contraction in total-test-equipment billings in 2022, supporting the inverse historical bridge into 2021. ([semi.org](https://www.semi.org/en/news-media-press-releases/semi-press-releases/global-semiconductor-equipment-billings-reach-industry-record-%xx.xx-billion-in-2022-semi-reports))

19. SEMI - Global Semiconductor Equipment Billings Slip to USD 106.3 Billion in 2023

· Evidence informing the 2023 market-value input; displayed series and growth include calculations: The xx.xx% broader test-equipment decline supplies a historical-cycle constraint and one small-supplier backcast assumption, not the target-market level.
([semi.org](https://www.semi.org/en/news-media-press-releases/semi-press-releases/global-semiconductor-equipment-billings-slip-to-%xx.xx-billion-in-2023-semi-reports))

20. SEMI - Global Semiconductor Equipment Billings Surged to USD 117 Billion in 2024

· Evidence informing the 2024 market-value input; displayed series and growth include calculations: Realized total-test-equipment billings increased xx.xx% in 2024. This independently checks the direction and approximate magnitude of the modeled target-market recovery without substituting the broader category for this market.
([semi.org](https://www.semi.org/en/semi-press-release/global-semiconductor-equipment-billings-surged-to-xx.xx-billion-dollars-in-2024-semi-reports))

21. SEMI - Global Semiconductor Equipment Billings Reached USD 135 Billion in 2025

· Evidence informing the 2025 market-value input; displayed series and growth include calculations: The association reports realized total-test-equipment billings growth of xx.xx% in 2025. The modeled target-market increase of approximately xx.xx% is directionally consistent; differing product boundaries prevent an exact reconciliation.
([semi.org](https://www.semi.org/en/SEMI-Reports-Global-Semiconductor-Equipment-Billings-Reached-xx.xx-Billion-in-2025))

22. Advantest - Annual Securities Report and Business Report for the Year Ended March 31, 2026

· Evidence informing the 2025 market-value input; displayed series and growth include calculations: Note xx.xx identifies customer operating leases of semiconductor test systems and JPY xx.xx of future payments receivable at March xx.xx 2025. This establishes a small supplier-specific leasing activity, not annual global leasing revenue.
([advantest.com](https://www.advantest.com/document/en/investors/ir-library/report/IR_SecuritiesandBusinessReport_84th_en.pdf))

· Evidence informing the 2026 market-value input; displayed series and growth include calculations: Future customer lease payments receivable were JPY xx.xx at March xx.xx 2026; disclosed terms were one to three years and noncancelable. These figures qualify any assumption that OEM leasing is necessarily large or offers flexible exit.
([advantest.com](https://www.advantest.com/document/en/investors/ir-library/report/IR_SecuritiesandBusinessReport_84th_en.pdf))

23. Amkor Technology, Inc. - Form 10-K for the Year Ended December 31, 2025
    - Evidence informing the 2025 market-value input; displayed series and growth include calculations: Amkor reports 2025 capital expenditures of USD xx.xx versus USD xx.xx in 2024, covering packaging, testing and facilities. The amount is a buyer-spending constraint, not tester-only spending. ([sec.gov](https://www.sec.gov/Archives/edgar/data/xx.xx/xx.xx/amkr-xx.xx.htm))
    - Evidence informing the 2026 market-value input; displayed series and growth include calculations: The filing's USD xx.xx-xx.xx 2026 capital-expenditure expectation is primarily increased by Arizona construction. It cannot be treated as an equivalent tester award or annual tester-market increment. ([sec.gov](https://www.sec.gov/Archives/edgar/data/xx.xx/xx.xx/amkr-xx.xx.htm))
    - Evidence informing the 2028 market-value input; displayed series and growth include calculations: Standardized tester investment, customer-consigned equipment and equipment-redeployment risks qualify the conversion from announced capacity projects to incremental tester purchases. No project investment is added directly to the 2028 forecast. ([sec.gov](https://www.sec.gov/Archives/edgar/data/xx.xx/xx.xx/amkr-xx.xx.htm))
    - Evidence informing the 2029 market-value input; displayed series and growth include calculations: The buyer's broad spending and commitment disclosures support retaining procurement-conversion and reuse uncertainty rather than equating project completion with tester sales. ([sec.gov](https://www.sec.gov/Archives/edgar/data/xx.xx/xx.xx/amkr-xx.xx.htm))
    - Evidence informing base-year allocation inputs; displayed values and growth are calculated: Location-specific property and equipment supports geographically distinct buyer pools, not direct annual tester spending.
    - Evidence informing forecast-year allocation inputs; displayed values and growth are calculated: Location-specific property and equipment supports geographically distinct buyer pools, not direct annual tester spending.
    - Evidence informing base-year allocation inputs; displayed values and growth are calculated: Korea operating assets corroborate local packaging and test activity without equating assets to annual equipment purchases.
24. Intel Corporation - Form 10-K for the Year Ended December 27, 2025
    - Evidence informing forecast-year allocation inputs; displayed values and growth are calculated: Discontinued Germany expansion constrains the forecast; no canceled-project tester increment is included.
    - Evidence informing forecast-year allocation inputs; displayed values and growth are calculated: Costa Rican consolidation is counterevidence to uniform Latin American equipment expansion.
25. Micron Technology, Inc. - Form 10-K for the Fiscal Year Ended August 28, 2025
    - Evidence informing base-year allocation inputs; displayed values and growth are calculated: India's disclosed component assembly/test location supports the base procurement pipeline, not a reported spending amount.
26. Micron - Celebrates Opening of India's First Semiconductor Assembly and Test Facility, February 28, 2026
    - Evidence informing forecast-year allocation inputs; displayed values and growth are calculated: Commercial commencement and aggregate shipment expectations support a post-2025 expansion premise; they do not measure tester expenditure.
27. Amkor - Announces Phase 2 of Arizona Advanced Packaging and Test Campus, September 8, 2026
    - Evidence informing forecast-year allocation inputs; displayed values and growth are calculated: Phase-two construction and completion expectations support delayed procurement conversion, not a 2025 equipment award.
28. NIST - Appendix: The CHIPS Program Office Vision for Success, Two Years Later, January 2025
    - Evidence informing forecast-year allocation inputs; displayed values and growth are calculated: Device-manufacturing and packaging project locations constrain the national expansion opportunity; award ceilings are not tester spending.
29. Chips Joint Undertaking - EU Strengthens Semiconductor Sovereignty with Pilot Lines and Competence Centres, April 2025
    - Evidence informing base-year allocation inputs; displayed values and growth are calculated: Selection of xx.xx competence centres across xx.xx countries supports broad research access, not equal local tester purchases.
    - Evidence informing forecast-year allocation inputs; displayed values and growth are calculated: Selection of xx.xx competence centres across xx.xx countries supports broad research access, not equal local tester purchases.

30. HT Micron - Quality Management and Brazilian Operating Scope
    - Evidence informing base-year allocation inputs; displayed values and growth are calculated: Company disclosure establishes Brazilian semiconductor encapsulation and testing activity, but not tester-only expenditure.
    - Evidence informing forecast-year allocation inputs; displayed values and growth are calculated: Company disclosure establishes Brazilian semiconductor encapsulation and testing activity, but not tester-only expenditure.
31. NXP Semiconductors - 2025 Annual Report and Financial Statements
    - Evidence informing base-year allocation inputs; displayed values and growth are calculated: Disclosed China back-end activity supports a local equipment-purchaser pool.
    - Evidence informing forecast-year allocation inputs; displayed values and growth are calculated: Disclosed China back-end activity supports a local equipment-purchaser pool.
32. Brazil MDIC - Complexo Eletroeletrônico e de Semicondutores
    - Evidence informing forecast-year allocation inputs; displayed values and growth are calculated: Brasil Semicon is national policy context; its overview does not establish a particular eligible tester purchase or fiscal benefit.

11.6. Semiconductor Design and IP Service Providers

Table 84. Global SoC & Memory Semiconductor Tester Market Size, by Semiconductor Design and IP Service Providers, by Region, 2017-2040 (USD Million)

Region	2017	2024	2025	2026	2027	2032	2040	CAGR (%)
Africa	xx.xx	xx.xx	xx.xx	xx.xx	xx.xx	xx.xx	xx.xx	xx.xx
Asia-Pacific	xx.xx	xx.xx	xx.xx	xx.xx	xx.xx	xx.xx	xx.xx	xx.xx
Europe	xx.xx	xx.xx	xx.xx	xx.xx	xx.xx	xx.xx	xx.xx	xx.xx
Latin America	xx.xx	xx.xx	xx.xx	xx.xx	xx.xx	xx.xx	xx.xx	xx.xx
Middle East	xx.xx	xx.xx	xx.xx	xx.xx	xx.xx	xx.xx	xx.xx	xx.xx
North America	xx.xx	xx.xx	xx.xx	xx.xx	xx.xx	xx.xx	xx.xx	xx.xx
Total	**xx.xx**	**xx.xx**	**xx.xx**	**xx.xx**	**xx.xx**	**xx.xx**	**xx.xx**	**xx.xx**

Table 85. Global SoC & Memory Semiconductor Tester Market Size, by Semiconductor Design and IP Service Providers, by Group, 2017-2040 (USD Million)

Group	2017	2024	2025	2026	2027	2032	2040	CAGR (%)
ASEAN	xx.xx	xx.xx	xx.xx	xx.xx	xx.xx	xx.xx	xx.xx	xx.xx
BRICS	xx.xx	xx.xx	xx.xx	xx.xx	xx.xx	xx.xx	xx.xx	xx.xx
European Union	xx.xx	xx.xx	xx.xx	xx.xx	xx.xx	xx.xx	xx.xx	xx.xx
G7	xx.xx	xx.xx	xx.xx	xx.xx	xx.xx	xx.xx	xx.xx	xx.xx
GCC	xx.xx	xx.xx	xx.xx	xx.xx	xx.xx	xx.xx	xx.xx	xx.xx
NATO	xx.xx	xx.xx	xx.xx	xx.xx	xx.xx	xx.xx	xx.xx	xx.xx

Table 86. Global SoC & Memory Semiconductor Tester Market Size, by Semiconductor Design and IP Service Providers, by Country, 2017-2040 (USD Million)

Country	2017	2024	2025	2026	2027	2032	2040	CAGR (%)
Australia	xx.xx	xx.xx	xx.xx	xx.xx	xx.xx	xx.xx	xx.xx	xx.xx
Brazil	xx.xx	xx.xx	xx.xx	xx.xx	xx.xx	xx.xx	xx.xx	xx.xx
Canada	xx.xx	xx.xx	xx.xx	xx.xx	xx.xx	xx.xx	xx.xx	xx.xx
China	xx.xx	xx.xx	xx.xx	xx.xx	xx.xx	xx.xx	xx.xx	xx.xx
France	xx.xx	xx.xx	xx.xx	xx.xx	xx.xx	xx.xx	xx.xx	xx.xx
Germany	xx.xx	xx.xx	xx.xx	xx.xx	xx.xx	xx.xx	xx.xx	xx.xx
India	xx.xx	xx.xx	xx.xx	xx.xx	xx.xx	xx.xx	xx.xx	xx.xx
Italy	xx.xx	xx.xx	xx.xx	xx.xx	xx.xx	xx.xx	xx.xx	xx.xx
Japan	xx.xx	xx.xx	xx.xx	xx.xx	xx.xx	xx.xx	xx.xx	xx.xx
Mexico	xx.xx	xx.xx	xx.xx	xx.xx	xx.xx	xx.xx	xx.xx	xx.xx
Russia	xx.xx	xx.xx	xx.xx	xx.xx	xx.xx	xx.xx	xx.xx	xx.xx
South Korea	xx.xx	xx.xx	xx.xx	xx.xx	xx.xx	xx.xx	xx.xx	xx.xx
Spain	xx.xx	xx.xx	xx.xx	xx.xx	xx.xx	xx.xx	xx.xx	xx.xx
United Kingdom	xx.xx	xx.xx	xx.xx	xx.xx	xx.xx	xx.xx	xx.xx	xx.xx
United States	xx.xx	xx.xx	xx.xx	xx.xx	xx.xx	xx.xx	xx.xx	xx.xx
Others	xx.xx	xx.xx	xx.xx	xx.xx	xx.xx	xx.xx	xx.xx	xx.xx
Total	**xx.xx**	**xx.xx**	**xx.xx**	**xx.xx**	**xx.xx**	**xx.xx**	**xx.xx**	**xx.xx**

Sources & Evidence

1. Mapping the Semiconductor Value Chain: Working Towards Identifying Dependencies and Vulnerabilities
   · Taxonomy evidence: IP vendors supply reusable chip-design blocks; this establishes a distinct business role, not tester purchasing.
   ([oecd.org](https://www.oecd.org/content/dam/oecd/en/publications/reports/2025/xx.xx/mapping-the-semiconductor-value-chain_5ba52971/4154cdbf-en.pdf))
2. SIA Comments re IRS REG-120653-22
   · Taxonomy evidence: The chip-design discussion identifies third-party IP licensing and includes test equipment among relevant design-related assets. It does not establish a complete SoC/memory tester purchase by an independent design/IP service business.
   ([semiconductors.org](https://www.semiconductors.org/wp-content/uploads/2023/xx.xx/SIA-Comments-re-IRS-REG-xx.xx-xx.xx.pdf))

3. Advantest - FY2024 Consolidated Financial Results Presentation, April 25, 2025

· Evidence informing the 2023 market-value input; displayed series and growth include calculations: Quarterly product-revenue disclosures support calendar-2023 totals of JPY xx.xx for SoC testers and JPY xx.xx for memory testers, before modeled scope adjustments. ([advantest.com](https://www.advantest.com/document/en/investors/ir-library/result/JE_BIZ_250425_slide.pdf))

· Evidence informing the 2024 market-value input; displayed series and growth include calculations: Quarterly product-revenue disclosures support calendar-2024 totals of JPY xx.xx for SoC testers and JPY xx.xx for memory testers; handling, services and system-level testing are disclosed separately. ([advantest.com](https://www.advantest.com/document/en/investors/ir-library/result/JE_BIZ_250425_slide.pdf))

4. Advantest - FY2025 Third Quarter Financial Results Presentation, January 28, 2026

· Evidence informing the 2025 market-value input; displayed series and growth include calculations: The disclosed January-March 2025 quarter and April-December 2025 quarters produce calendar-2025 SoC tester revenue of JPY xx.xx and memory tester revenue of JPY xx.xx. These are supplier revenues, not a published global market total. ([advantest.com](https://www.advantest.com/document/en/investors/ir-library/result/JE_BIZ_260128_slide.pdf))

· Evidence informing base-year allocation inputs; displayed values and growth are calculated: Quarterly ship-to records calibrate the Americas destination proxy; equipment scope and regional subdivision remain modeled.

· Evidence informing base-year allocation inputs; displayed values and growth are calculated: Quarterly Europe destination revenue constrains the European equipment-demand weight.

· Evidence informing base-year allocation inputs; displayed values and growth are calculated: Country ship-to revenue provides the main calibration for Asia-Pacific concentration.

· Evidence informing base-year allocation inputs; displayed values and growth are calculated: China deliveries constrain the base country equipment-demand proxy.

· Evidence informing base-year allocation inputs; displayed values and growth are calculated: Korea deliveries constrain the base country equipment-demand proxy.

· Evidence informing base-year allocation inputs; displayed values and growth are calculated: Japan deliveries constrain the base country equipment-demand proxy.

5. Advantest - FY2026 First Quarter Financial Results Presentation, July 29, 2026

· Evidence informing the 2026 market-value input; displayed series and growth include calculations: The presentation reports January-March 2026 SoC/memory revenues of JPY xx.xx/xx.xx and April-June revenues of JPY xx.xx/xx.xx. July guidance forecasts fiscal-2026 SoC/memory revenues of JPY xx.xx/xx.xx and supplies the fiscal-to-calendar bridge. Guidance is not realized revenue. ([advantest.com](https://www.advantest.com/document/en/investors/ir-library/result/JE_BIZ_260729_slide.pdf))

· Evidence informing the 2040 market-value input; displayed series and growth include calculations: Current equipment revenue and company-specific capacity plans constrain the forecast starting point, not the assumed long-run growth rate or the 2040 result. ([advantest.com](https://www.advantest.com/document/en/investors/ir-library/result/JE_BIZ_260729_slide.pdf))

6. Teradyne, Inc. - Form 10-K for the Year Ended December 31, 2025
   - Evidence informing the 2023 market-value input; displayed series and growth include calculations: The revenue-disaggregation table reports 2023 point-in-time SoC revenue of USD xx.xx and memory revenue of USD xx.xx. Replacement parts require a further modeled deduction. ([investors.teradyne.com](https://investors.teradyne.com/sec-filings/all-sec-filings/content/xx.xx-xx.xx-xx.xx/xx.xx-xx.xx-xx.xx.pdf))
   - Evidence informing the 2024 market-value input; displayed series and growth include calculations: The filing reports 2024 point-in-time SoC revenue of USD xx.xx and memory revenue of USD xx.xx separately from over-time revenue and IST. ([investors.teradyne.com](https://investors.teradyne.com/sec-filings/all-sec-filings/content/xx.xx-xx.xx-xx.xx/xx.xx-xx.xx-xx.xx.pdf))
   - Evidence informing the 2025 market-value input; displayed series and growth include calculations: The filing reports 2025 point-in-time SoC revenue of USD xx.xx and memory revenue of USD xx.xx. Point-in-time recognition includes products and replacement parts and is therefore an equipment proxy rather than an exact complete-system subtotal. ([investors.teradyne.com](https://investors.teradyne.com/sec-filings/all-sec-filings/content/xx.xx-xx.xx-xx.xx/xx.xx-xx.xx-xx.xx.pdf))
   - Evidence informing base-year allocation inputs; displayed values and growth are calculated: Customer-site geography and broader revenue disclosures support the scoped national destination bridge.
   - Evidence informing base-year allocation inputs; displayed values and growth are calculated: Customer-site attribution distinguishes receiving locations from specifying customer headquarters.
   - Evidence informing base-year allocation inputs; displayed values and growth are calculated: Europe revenue requires a substantial modeled exclusion of adjacent businesses and services.
   - Evidence informing base-year allocation inputs; displayed values and growth are calculated: Disclosed Asian customer-site revenues constrain the joint regional proxy.
7. Teradyne, Inc. - Form 10-Q for the Quarterly Period Ended June 28, 2026
   - Evidence informing the 2026 market-value input; displayed series and growth include calculations: First-half 2026 point-in-time revenue was USD xx.xx for SoC and USD xx.xx for memory. Comparable first-half 2025 amounts were USD xx.xx and USD xx.xx independently establishing strong realized growth before the modeled second half. ([investors.teradyne.com](https://investors.teradyne.com/sec-filings/all-sec-filings/content/xx.xx-xx.xx-xx.xx/xx.xx-xx.xx-xx.xx.pdf))
8. Cohu, Inc. - Form 10-K for the Fiscal Year Ended December 27, 2025
   - Evidence informing the 2023 market-value input; displayed series and growth include calculations: Cohu reports 2023 systems-semiconductor test and inspection revenue of USD xx.xx. Only an assumed complete-tester and eligible-device portion enters this market. ([sec.gov](https://www.sec.gov/Archives/edgar/data/xx.xx/xx.xx/cohu20251227_10k.htm))
   - Evidence informing the 2024 market-value input; displayed series and growth include calculations: Cohu reports 2024 systems-semiconductor test and inspection revenue of USD xx.xx separately from non-systems revenue. ([sec.gov](https://www.sec.gov/Archives/edgar/data/xx.xx/xx.xx/cohu20251227_10k.htm))
   - Evidence informing the 2025 market-value input; displayed series and growth include calculations: Cohu reports 2025 systems-semiconductor test and inspection revenue of USD xx.xx. Automation, inspection, interfaces and recurring services prevent attribution of the whole company to SoC testers. ([sec.gov](https://www.sec.gov/Archives/edgar/data/xx.xx/xx.xx/cohu20251227_10k.htm))
   - Evidence informing base-year allocation inputs; displayed values and growth are calculated: Asian destination disclosures provide an independent supplier cross-check on regional concentration.

9. Hangzhou Changchuan Technology Co., Ltd. - 2025 Annual Report

· Evidence informing the 2024 market-value input; displayed series and growth include calculations: The product table reports 2024 tester revenue of CNY xx.xx, distinct from handlers and other products. Its SoC-eligible portion remains modeled. ([static.cninfo.com.cn](https://static.cninfo.com.cn/finalpage/2026-xx.xx-xx.xx/xx.xx.PDF))

· Evidence informing the 2025 market-value input; displayed series and growth include calculations: The product table reports 2025 tester revenue of CNY xx.xx. The filing's broader analog and digital portfolio requires a scope adjustment rather than inclusion of all tester revenue. ([static.cninfo.com.cn](https://static.cninfo.com.cn/finalpage/2026-xx.xx-xx.xx/xx.xx.PDF))

10. YC Corporation - Business Report for the Year Ended December 31, 2025

· Evidence informing the 2023 market-value input; displayed series and growth include calculations: The sales table reports KRW xx.xx for the 2023 memory-wafer-tester, semiconductor-equipment, parts, modification and related category. Complete-equipment attribution requires a deduction. ([kind.krx.co.kr](https://kind.krx.co.kr/external/2026/xx.xx/xx.xx/xx.xx/xx.xx/xx.xx.htm))

· Evidence informing the 2024 market-value input; displayed series and growth include calculations: The comparable 2024 category revenue is KRW xx.xx, not an independently isolated complete-tester total. ([kind.krx.co.kr](https://kind.krx.co.kr/external/2026/xx.xx/xx.xx/xx.xx/xx.xx/xx.xx.htm))

· Evidence informing the 2025 market-value input; displayed series and growth include calculations: The comparable 2025 category revenue is KRW xx.xx. Parts, modifications and other equipment remain a material scope uncertainty. ([kind.krx.co.kr](https://kind.krx.co.kr/external/2026/xx.xx/xx.xx/xx.xx/xx.xx/xx.xx.htm))

11. Chroma ESG - About Chroma: 2025 Group Financial and Operating Profile

· Evidence informing the 2025 market-value input; displayed series and growth include calculations: Chroma's own disclosure states 2025 group consolidated revenue of USD xx.xx. This broad corporate amount constrains, but does not directly measure, its eligible complete-SoC-tester revenue. ([csr.chromaate.com](https://csr.chromaate.com/en/esg-en/green-chroma-en/brand-en))

12. Chroma ESG - Green Revenue and Financial Performance, 2025

· Evidence informing the 2024 market-value input; displayed series and growth include calculations: Chroma reports 2025 consolidated revenue growth of xx.xx%. The model uses this company growth rate to backcast its small 2024 scoped revenue budget at a constant conversion basis, not as an observed 2024 tester subtotal. ([csr.chromaate.com](https://csr.chromaate.com/en/esg-en/green-chroma-en/green-revenue-en))

· Evidence informing the 2025 market-value input; displayed series and growth include calculations: The disclosure distinguishes broad measurement products and SLT demand, reinforcing the need to exclude unrelated corporate revenue from the SoC/memory tester estimate. ([csr.chromaate.com](https://csr.chromaate.com/en/esg-en/green-chroma-en/green-revenue-en))

13. Federal Reserve Board - Foreign Exchange Rates, G.5A, January 5, 2026

· Evidence informing the 2023 market-value input; displayed series and growth include calculations: The official annual-average exchange-rate release supplies the currency-conversion benchmark; the model uses JPY xx.xx per USD for its large calendar-2023 Japanese revenue anchor and an explicitly rounded KRW conversion for the smaller Korean budget. ([fred.stlouisfed.org](https://fred.stlouisfed.org/series/AEXJPUS/))

· Evidence informing the 2024 market-value input; displayed series and growth include calculations: The model uses JPY xx.xx per USD for calendar 2024; small CNY and KRW budgets use disclosed approximate conversion assumptions close to the official annual averages. ([fred.stlouisfed.org](https://fred.stlouisfed.org/series/AEXJPUS/))

· Evidence informing the 2025 market-value input; displayed series and growth include calculations: The model uses JPY xx.xx per USD for calendar 2025. CNY xx.xx and KRW xx.xx per USD are rounded modeling conventions, not the release's exact observations. ([fred.stlouisfed.org](https://fred.stlouisfed.org/series/AEXJPUS/))

14. SEMI - 2018 Global Semiconductor Equipment Sales Jump to Record USD 64.5 Billion

    · Evidence informing the 2017 market-value input; displayed series and growth include calculations: The association's member-billings release reports xx.xx% growth in total test equipment sales in 2018. Its inverse supplies the 2017 historical proxy; it is not a direct observation of the narrower captured market. ([www1.semi.org](https://www1.semi.org/en/2018-global-semiconductor-equipment-sales-jump-record-xx.xx-billion))

    · Evidence informing the 2018 market-value input; displayed series and growth include calculations: The release reports approximately USD xx.xx of total semiconductor-equipment sales in 2018, used only with the 2019 equipment total as a disclosed broad-cycle proxy. ([www1.semi.org](https://www1.semi.org/en/2018-global-semiconductor-equipment-sales-jump-record-xx.xx-billion))

15. SEMI - 2020 Global Semiconductor Equipment Sales Surge 19% to Industry Record USD 71.2 Billion

    · Evidence informing the 2018 market-value input; displayed series and growth include calculations: The release reports 2019 total equipment billings of USD xx.xx. Relative to the published approximate 2018 total, this supplies a broad-equipment downturn proxy, not an observed SoC/memory tester growth rate. ([semi.org](https://www.semi.org/en/news-media-press/semi-press-releases/annual-global-semiconductor-equipment-sales))

    · Evidence informing the 2019 market-value input; displayed series and growth include calculations: Reported 2020 total-test-equipment growth of xx.xx% supplies the inverse bridge into 2019. ([semi.org](https://www.semi.org/en/news-media-press/semi-press-releases/annual-global-semiconductor-equipment-sales))

    · Evidence informing the 2020 market-value input; displayed series and growth include calculations: The association's member-submitted billings dataset reports xx.xx% total-test-equipment growth in 2020, used as a historical demand-cycle proxy. ([semi.org](https://www.semi.org/en/news-media-press/semi-press-releases/annual-global-semiconductor-equipment-sales))

16. SEMI - 2021 Global Semiconductor Equipment Sales Surge 44% to Industry Record USD 102.6 Billion

    · Evidence informing the 2020 market-value input; displayed series and growth include calculations: Reported total-test-equipment sales growth of xx.xx% in 2021 supports the inverse bridge from the 2021 estimate to 2020. ([semi.org](https://www.semi.org/en/news-media-press-releases/semi-press-releases/2021-global-semiconductor-equipment-sales-surge-xx.xx%xx.xx-to-industry-record-%xx.xx-billion-semi-reports))

    · Evidence informing the 2021 market-value input; displayed series and growth include calculations: The xx.xx% test-equipment increase is a member-billings observation for a broader equipment class, not the final market value returned here. ([semi.org](https://www.semi.org/en/news-media-press-releases/semi-press-releases/2021-global-semiconductor-equipment-sales-surge-xx.xx%xx.xx-to-industry-record-%xx.xx-billion-semi-reports))

17. SEMI - Global Semiconductor Equipment Billings Reach Industry Record USD 107.6 Billion in 2022

    · Evidence informing the 2021 market-value input; displayed series and growth include calculations: The release reports a xx.xx% contraction in total-test-equipment billings in 2022, supporting the inverse historical bridge into 2021. ([semi.org](https://www.semi.org/en/news-media-press-releases/semi-press-releases/global-semiconductor-equipment-billings-reach-industry-record-%xx.xx-billion-in-2022-semi-reports))

18. SEMI - Global Semiconductor Equipment Billings Slip to USD 106.3 Billion in 2023

    · Evidence informing the 2023 market-value input; displayed series and growth include calculations: The xx.xx% broader test-equipment decline supplies a historical-cycle constraint and one small-supplier backcast assumption, not the target-market level. ([semi.org](https://www.semi.org/en/news-media-press-releases/semi-press-releases/global-semiconductor-equipment-billings-slip-to-%xx.xx-billion-in-2023-semi-reports))

19. SEMI - Global Semiconductor Equipment Billings Surged to USD 117 Billion in 2024

    · Evidence informing the 2024 market-value input; displayed series and growth include calculations: Realized total-test-equipment billings increased xx.xx% in 2024. This independently checks the direction and approximate magnitude of the modeled target-market recovery without substituting the broader category for this market. ([semi.org](https://www.semi.org/en/semi-press-release/global-semiconductor-equipment-billings-surged-to-xx.xx-billion-dollars-in-2024-semi-reports))

20. SEMI - Global Semiconductor Equipment Billings Reached USD 135 Billion in 2025

· Evidence informing the 2025 market-value input; displayed series and growth include calculations: The association reports realized total-test-equipment billings growth of xx.xx% in 2025. The modeled target-market increase of approximately xx.xx% is directionally consistent; differing product boundaries prevent an exact reconciliation.
([semi.org](https://www.semi.org/en/SEMI-Reports-Global-Semiconductor-Equipment-Billings-Reached-xx.xx-Billion-in-2025))

21. Advantest - Annual Securities Report and Business Report for the Year Ended March 31, 2026

· Evidence informing the 2025 market-value input; displayed series and growth include calculations: Note xx.xx identifies customer operating leases of semiconductor test systems and JPY xx.xx of future payments receivable at March xx.xx 2025. This establishes a small supplier-specific leasing activity, not annual global leasing revenue.
([advantest.com](https://www.advantest.com/document/en/investors/ir-library/report/IR_SecuritiesandBusinesReport_84th_en.pdf))

· Evidence informing the 2026 market-value input; displayed series and growth include calculations: Future customer lease payments receivable were JPY xx.xx at March xx.xx 2026; disclosed terms were one to three years and noncancelable. These figures qualify any assumption that OEM leasing is necessarily large or offers flexible exit.
([advantest.com](https://www.advantest.com/document/en/investors/ir-library/report/IR_SecuritiesandBusinesReport_84th_en.pdf))

22. Amkor Technology, Inc. - Form 10-K for the Year Ended December 31, 2025

· Evidence informing the 2025 market-value input; displayed series and growth include calculations: Amkor reports 2025 capital expenditures of USD xx.xx versus USD xx.xx in 2024, covering packaging, testing and facilities. The amount is a buyer-spending constraint, not tester-only spending.
([sec.gov](https://www.sec.gov/Archives/edgar/data/xx.xx/xx.xx/amkr-xx.xx.htm))

· Evidence informing the 2026 market-value input; displayed series and growth include calculations: The filing's USD xx.xx-xx.xx 2026 capital-expenditure expectation is primarily increased by Arizona construction. It cannot be treated as an equivalent tester award or annual tester-market increment.
([sec.gov](https://www.sec.gov/Archives/edgar/data/xx.xx/xx.xx/amkr-xx.xx.htm))

· Evidence informing the 2028 market-value input; displayed series and growth include calculations: Standardized tester investment, customer-consigned equipment and equipment-redeployment risks qualify the conversion from announced capacity projects to incremental tester purchases. No project investment is added directly to the 2028 forecast.
([sec.gov](https://www.sec.gov/Archives/edgar/data/xx.xx/xx.xx/amkr-xx.xx.htm))

· Evidence informing the 2029 market-value input; displayed series and growth include calculations: The buyer's broad spending and commitment disclosures support retaining procurement-conversion and reuse uncertainty rather than equating project completion with tester sales.
([sec.gov](https://www.sec.gov/Archives/edgar/data/xx.xx/xx.xx/amkr-xx.xx.htm))

· Evidence informing base-year allocation inputs; displayed values and growth are calculated: Location-specific property and equipment supports geographically distinct buyer pools, not direct annual tester spending.

· Evidence informing forecast-year allocation inputs; displayed values and growth are calculated: Location-specific property and equipment supports geographically distinct buyer pools, not direct annual tester spending.

· Evidence informing base-year allocation inputs; displayed values and growth are calculated: Korea operating assets corroborate local packaging and test activity without equating assets to annual equipment purchases.

23. Intel Corporation - Form 10-K for the Year Ended December 27, 2025

· Evidence informing forecast-year allocation inputs; displayed values and growth are calculated: Discontinued Germany expansion constrains the forecast; no canceled-project tester increment is included.

· Evidence informing forecast-year allocation inputs; displayed values and growth are calculated: Costa Rican consolidation is counterevidence to uniform Latin American equipment expansion.

24. Micron Technology, Inc. - Form 10-K for the Fiscal Year Ended August 28, 2025

· Evidence informing base-year allocation inputs; displayed values and growth are calculated: India's disclosed component assembly/test location supports the base procurement pipeline, not a reported spending amount.

25. Micron - Celebrates Opening of India's First Semiconductor Assembly and Test Facility, February 28, 2026
    - Evidence informing forecast-year allocation inputs; displayed values and growth are calculated: Commercial commencement and aggregate shipment expectations support a post-2025 expansion premise; they do not measure tester expenditure.
26. Amkor - Announces Phase 2 of Arizona Advanced Packaging and Test Campus, September 8, 2026
    - Evidence informing forecast-year allocation inputs; displayed values and growth are calculated: Phase-two construction and completion expectations support delayed procurement conversion, not a 2025 equipment award.
27. NIST - Appendix: The CHIPS Program Office Vision for Success, Two Years Later, January 2025
    - Evidence informing forecast-year allocation inputs; displayed values and growth are calculated: Device-manufacturing and packaging project locations constrain the national expansion opportunity; award ceilings are not tester spending.
28. Chips Joint Undertaking - EU Strengthens Semiconductor Sovereignty with Pilot Lines and Competence Centres, April 2025
    - Evidence informing base-year allocation inputs; displayed values and growth are calculated: Selection of xx.xx competence centres across xx.xx countries supports broad research access, not equal local tester purchases.
    - Evidence informing forecast-year allocation inputs; displayed values and growth are calculated: Selection of xx.xx competence centres across xx.xx countries supports broad research access, not equal local tester purchases.
29. HT Micron - Quality Management and Brazilian Operating Scope
    - Evidence informing base-year allocation inputs; displayed values and growth are calculated: Company disclosure establishes Brazilian semiconductor encapsulation and testing activity, but not tester-only expenditure.
    - Evidence informing forecast-year allocation inputs; displayed values and growth are calculated: Company disclosure establishes Brazilian semiconductor encapsulation and testing activity, but not tester-only expenditure.
30. NXP Semiconductors - 2025 Annual Report and Financial Statements
    - Evidence informing base-year allocation inputs; displayed values and growth are calculated: Disclosed China back-end activity supports a local equipment-purchaser pool.
    - Evidence informing forecast-year allocation inputs; displayed values and growth are calculated: Disclosed China back-end activity supports a local equipment-purchaser pool.
31. Brazil MDIC - Complexo Eletroeletrônico e de Semicondutores
    - Evidence informing forecast-year allocation inputs; displayed values and growth are calculated: Brasil Semicon is national policy context; its overview does not establish a particular eligible tester purchase or fiscal benefit.
32. Alchip - Advanced Testing Services
    - Evidence informing base-year allocation inputs; displayed values and growth are calculated: Alchip identifies an owned V93K hosted at a test house. This supports category and ownership attribution, not annual purchase quantities, prices or the forecast.
    - Evidence informing forecast-year allocation inputs; displayed values and growth are calculated: Alchip identifies an owned V93K hosted at a test house. This supports category and ownership attribution, not annual purchase quantities, prices or the forecast.

11.7. Research and Academic Institutions

Table 87. Global SoC & Memory Semiconductor Tester Market Size, by Research and Academic Institutions, by Region, 2017-2040 (USD Million)

Region	2017	2024	2025	2026	2027	2032	2040	CAGR (%)
Africa	xx.xx	xx.xx	xx.xx	xx.xx	xx.xx	xx.xx	xx.xx	xx.xx
Asia-Pacific	xx.xx	xx.xx	xx.xx	xx.xx	xx.xx	xx.xx	xx.xx	xx.xx
Europe	xx.xx	xx.xx	xx.xx	xx.xx	xx.xx	xx.xx	xx.xx	xx.xx
Latin America	xx.xx	xx.xx	xx.xx	xx.xx	xx.xx	xx.xx	xx.xx	xx.xx
Middle East	xx.xx	xx.xx	xx.xx	xx.xx	xx.xx	xx.xx	xx.xx	xx.xx
North America	xx.xx	xx.xx	xx.xx	xx.xx	xx.xx	xx.xx	xx.xx	xx.xx
Total	**xx.xx**	**xx.xx**	**xx.xx**	**xx.xx**	**xx.xx**	**xx.xx**	**xx.xx**	**xx.xx**

Table 88. Global SoC & Memory Semiconductor Tester Market Size, by Research and Academic Institutions, by Group, 2017-2040 (USD Million)

Group	2017	2024	2025	2026	2027	2032	2040	CAGR (%)
ASEAN	xx.xx	xx.xx	xx.xx	xx.xx	xx.xx	xx.xx	xx.xx	xx.xx
BRICS	xx.xx	xx.xx	xx.xx	xx.xx	xx.xx	xx.xx	xx.xx	xx.xx
European Union	xx.xx	xx.xx	xx.xx	xx.xx	xx.xx	xx.xx	xx.xx	xx.xx
G7	xx.xx	xx.xx	xx.xx	xx.xx	xx.xx	xx.xx	xx.xx	xx.xx
GCC	xx.xx	xx.xx	xx.xx	xx.xx	xx.xx	xx.xx	xx.xx	xx.xx
NATO	xx.xx	xx.xx	xx.xx	xx.xx	xx.xx	xx.xx	xx.xx	xx.xx

Table 89. Global SoC & Memory Semiconductor Tester Market Size, by Research and Academic Institutions, by Country, 2017-2040 (USD Million)

Country	2017	2024	2025	2026	2027	2032	2040	CAGR (%)
Australia	xx.xx	xx.xx	xx.xx	xx.xx	xx.xx	xx.xx	xx.xx	xx.xx
Brazil	xx.xx	xx.xx	xx.xx	xx.xx	xx.xx	xx.xx	xx.xx	xx.xx
Canada	xx.xx	xx.xx	xx.xx	xx.xx	xx.xx	xx.xx	xx.xx	xx.xx
China	xx.xx	xx.xx	xx.xx	xx.xx	xx.xx	xx.xx	xx.xx	xx.xx
France	xx.xx	xx.xx	xx.xx	xx.xx	xx.xx	xx.xx	xx.xx	xx.xx
Germany	xx.xx	xx.xx	xx.xx	xx.xx	xx.xx	xx.xx	xx.xx	xx.xx
India	xx.xx	xx.xx	xx.xx	xx.xx	xx.xx	xx.xx	xx.xx	xx.xx
Italy	xx.xx	xx.xx	xx.xx	xx.xx	xx.xx	xx.xx	xx.xx	xx.xx
Japan	xx.xx	xx.xx	xx.xx	xx.xx	xx.xx	xx.xx	xx.xx	xx.xx
Mexico	xx.xx	xx.xx	xx.xx	xx.xx	xx.xx	xx.xx	xx.xx	xx.xx
Russia	xx.xx	xx.xx	xx.xx	xx.xx	xx.xx	xx.xx	xx.xx	xx.xx
South Korea	xx.xx	xx.xx	xx.xx	xx.xx	xx.xx	xx.xx	xx.xx	xx.xx
Spain	xx.xx	xx.xx	xx.xx	xx.xx	xx.xx	xx.xx	xx.xx	xx.xx
United Kingdom	xx.xx	xx.xx	xx.xx	xx.xx	xx.xx	xx.xx	xx.xx	xx.xx
United States	xx.xx	xx.xx	xx.xx	xx.xx	xx.xx	xx.xx	xx.xx	xx.xx
Others	xx.xx	xx.xx	xx.xx	xx.xx	xx.xx	xx.xx	xx.xx	xx.xx
Total	**xx.xx**	**xx.xx**	**xx.xx**	**xx.xx**	**xx.xx**	**xx.xx**	**xx.xx**	**xx.xx**

Sources & Evidence

1. Fabrication, Testing and Validation Capabilities - Microsystems Engineering, Science and Applications

   · Taxonomy evidence: The laboratory lists installed complete ATE platforms. This supports institutional operation but does not establish acquisition date, consideration or whether the systems were purchased new. ([sandia.gov](https://www.sandia.gov/mesa/fabrication-testing-and-validation-capabilities/))

   · Taxonomy evidence: Sandia lists internal ATE and SoC-related engineering capabilities, establishing institutional operation rather than a purchase transaction. ([sandia.gov](https://www.sandia.gov/mesa/fabrication-testing-and-validation-capabilities/))

2. Verigy Tester - Utah Nanofab

   · Taxonomy evidence: The university identifies an installed Verigy V93000 SoC test platform and an institutional access route. The page does not establish acquisition date, purchase price, or whether the equipment was newly purchased. ([nanofab.utah.edu](https://www.nanofab.utah.edu/affiliated-labs/verigy-tester/))

   · Evidence informing base-year allocation inputs; displayed values and growth are calculated: The university lists a V93000 SoC platform and access arrangement. This establishes an institutional equipment category, not a 2025 purchase or future procurement.

   · Evidence informing forecast-year allocation inputs; displayed values and growth are calculated: The university lists a V93000 SoC platform and access arrangement. This establishes an institutional equipment category, not a 2025 purchase or future procurement.

3. Advantest - FY2024 Consolidated Financial Results Presentation, April 25, 2025
   · Evidence informing the 2023 market-value input; displayed series and growth include calculations: Quarterly product-revenue disclosures support calendar-2023 totals of JPY xx.xx for SoC testers and JPY xx.xx for memory testers, before modeled scope adjustments. ([advantest.com](https://www.advantest.com/document/en/investors/ir-library/result/JE_BIZ_250425_slide.pdf))
   · Evidence informing the 2024 market-value input; displayed series and growth include calculations: Quarterly product-revenue disclosures support calendar-2024 totals of JPY xx.xx for SoC testers and JPY xx.xx for memory testers; handling, services and system-level testing are disclosed separately. ([advantest.com](https://www.advantest.com/document/en/investors/ir-library/result/JE_BIZ_250425_slide.pdf))
4. Advantest - FY2025 Third Quarter Financial Results Presentation, January 28, 2026
   · Evidence informing the 2025 market-value input; displayed series and growth include calculations: The disclosed January-March 2025 quarter and April-December 2025 quarters produce calendar-2025 SoC tester revenue of JPY xx.xx and memory tester revenue of JPY xx.xx. These are supplier revenues, not a published global market total. ([advantest.com](https://www.advantest.com/document/en/investors/ir-library/result/JE_BIZ_260128_slide.pdf))
   · Evidence informing base-year allocation inputs; displayed values and growth are calculated: Quarterly ship-to records calibrate the Americas destination proxy; equipment scope and regional subdivision remain modeled.
   · Evidence informing base-year allocation inputs; displayed values and growth are calculated: Quarterly Europe destination revenue constrains the European equipment-demand weight.
   · Evidence informing base-year allocation inputs; displayed values and growth are calculated: Country ship-to revenue provides the main calibration for Asia-Pacific concentration.
   · Evidence informing base-year allocation inputs; displayed values and growth are calculated: China deliveries constrain the base country equipment-demand proxy.
   · Evidence informing base-year allocation inputs; displayed values and growth are calculated: Korea deliveries constrain the base country equipment-demand proxy.
   · Evidence informing base-year allocation inputs; displayed values and growth are calculated: Japan deliveries constrain the base country equipment-demand proxy.
5. Advantest - FY2026 First Quarter Financial Results Presentation, July 29, 2026
   · Evidence informing the 2026 market-value input; displayed series and growth include calculations: The presentation reports January-March 2026 SoC/memory revenues of JPY xx.xx/xx.xx and April-June revenues of JPY xx.xx/xx.xx. July guidance forecasts fiscal-2026 SoC/memory revenues of JPY xx.xx/xx.xx and supplies the fiscal-to-calendar bridge. Guidance is not realized revenue. ([advantest.com](https://www.advantest.com/document/en/investors/ir-library/result/JE_BIZ_260729_slide.pdf))
   · Evidence informing the 2040 market-value input; displayed series and growth include calculations: Current equipment revenue and company-specific capacity plans constrain the forecast starting point, not the assumed long-run growth rate or the 2040 result. ([advantest.com](https://www.advantest.com/document/en/investors/ir-library/result/JE_BIZ_260729_slide.pdf))

6. Teradyne, Inc. - Form 10-K for the Year Ended December 31, 2025
   - Evidence informing the 2023 market-value input; displayed series and growth include calculations: The revenue-disaggregation table reports 2023 point-in-time SoC revenue of USD xx.xx and memory revenue of USD xx.xx. Replacement parts require a further modeled deduction. ([investors.teradyne.com](https://investors.teradyne.com/sec-filings/all-sec-filings/content/xx.xx-xx.xx-xx.xx/xx.xx-xx.xx-xx.xx.pdf))
   - Evidence informing the 2024 market-value input; displayed series and growth include calculations: The filing reports 2024 point-in-time SoC revenue of USD xx.xx and memory revenue of USD xx.xx separately from over-time revenue and IST. ([investors.teradyne.com](https://investors.teradyne.com/sec-filings/all-sec-filings/content/xx.xx-xx.xx-xx.xx/xx.xx-xx.xx-xx.xx.pdf))
   - Evidence informing the 2025 market-value input; displayed series and growth include calculations: The filing reports 2025 point-in-time SoC revenue of USD xx.xx and memory revenue of USD xx.xx. Point-in-time recognition includes products and replacement parts and is therefore an equipment proxy rather than an exact complete-system subtotal. ([investors.teradyne.com](https://investors.teradyne.com/sec-filings/all-sec-filings/content/xx.xx-xx.xx-xx.xx/xx.xx-xx.xx-xx.xx.pdf))
   - Evidence informing base-year allocation inputs; displayed values and growth are calculated: Customer-site geography and broader revenue disclosures support the scoped national destination bridge.
   - Evidence informing base-year allocation inputs; displayed values and growth are calculated: Customer-site attribution distinguishes receiving locations from specifying customer headquarters.
   - Evidence informing base-year allocation inputs; displayed values and growth are calculated: Europe revenue requires a substantial modeled exclusion of adjacent businesses and services.
   - Evidence informing base-year allocation inputs; displayed values and growth are calculated: Disclosed Asian customer-site revenues constrain the joint regional proxy.
7. Teradyne, Inc. - Form 10-Q for the Quarterly Period Ended June 28, 2026
   - Evidence informing the 2026 market-value input; displayed series and growth include calculations: First-half 2026 point-in-time revenue was USD xx.xx for SoC and USD xx.xx for memory. Comparable first-half 2025 amounts were USD xx.xx and USD xx.xx independently establishing strong realized growth before the modeled second half. ([investors.teradyne.com](https://investors.teradyne.com/sec-filings/all-sec-filings/content/xx.xx-xx.xx-xx.xx/xx.xx-xx.xx-xx.xx.pdf))
8. Cohu, Inc. - Form 10-K for the Fiscal Year Ended December 27, 2025
   - Evidence informing the 2023 market-value input; displayed series and growth include calculations: Cohu reports 2023 systems-semiconductor test and inspection revenue of USD xx.xx. Only an assumed complete-tester and eligible-device portion enters this market. ([sec.gov](https://www.sec.gov/Archives/edgar/data/xx.xx/xx.xx/cohu20251227_10k.htm))
   - Evidence informing the 2024 market-value input; displayed series and growth include calculations: Cohu reports 2024 systems-semiconductor test and inspection revenue of USD xx.xx separately from non-systems revenue. ([sec.gov](https://www.sec.gov/Archives/edgar/data/xx.xx/xx.xx/cohu20251227_10k.htm))
   - Evidence informing the 2025 market-value input; displayed series and growth include calculations: Cohu reports 2025 systems-semiconductor test and inspection revenue of USD xx.xx. Automation, inspection, interfaces and recurring services prevent attribution of the whole company to SoC testers. ([sec.gov](https://www.sec.gov/Archives/edgar/data/xx.xx/xx.xx/cohu20251227_10k.htm))
   - Evidence informing base-year allocation inputs; displayed values and growth are calculated: Asian destination disclosures provide an independent supplier cross-check on regional concentration.

9. Hangzhou Changchuan Technology Co., Ltd. - 2025 Annual Report
   - Evidence informing the 2024 market-value input; displayed series and growth include calculations: The product table reports 2024 tester revenue of CNY xx.xx, distinct from handlers and other products. Its SoC-eligible portion remains modeled. ([static.cninfo.com.cn](https://static.cninfo.com.cn/finalpage/2026-xx.xx-xx.xx/xx.xx.PDF))
   - Evidence informing the 2025 market-value input; displayed series and growth include calculations: The product table reports 2025 tester revenue of CNY xx.xx. The filing's broader analog and digital portfolio requires a scope adjustment rather than inclusion of all tester revenue. ([static.cninfo.com.cn](https://static.cninfo.com.cn/finalpage/2026-xx.xx-xx.xx/xx.xx.PDF))
10. YC Corporation - Business Report for the Year Ended December 31, 2025
   - Evidence informing the 2023 market-value input; displayed series and growth include calculations: The sales table reports KRW xx.xx for the 2023 memory-wafer-tester, semiconductor-equipment, parts, modification and related category. Complete-equipment attribution requires a deduction. ([kind.krx.co.kr](https://kind.krx.co.kr/external/2026/xx.xx/xx.xx/xx.xx/xx.xx/xx.xx.htm))
   - Evidence informing the 2024 market-value input; displayed series and growth include calculations: The comparable 2024 category revenue is KRW xx.xx, not an independently isolated complete-tester total. ([kind.krx.co.kr](https://kind.krx.co.kr/external/2026/xx.xx/xx.xx/xx.xx/xx.xx/xx.xx.htm))
   - Evidence informing the 2025 market-value input; displayed series and growth include calculations: The comparable 2025 category revenue is KRW xx.xx. Parts, modifications and other equipment remain a material scope uncertainty. ([kind.krx.co.kr](https://kind.krx.co.kr/external/2026/xx.xx/xx.xx/xx.xx/xx.xx/xx.xx.htm))
11. Chroma ESG - About Chroma: 2025 Group Financial and Operating Profile
   - Evidence informing the 2025 market-value input; displayed series and growth include calculations: Chroma's own disclosure states 2025 group consolidated revenue of USD xx.xx. This broad corporate amount constrains, but does not directly measure, its eligible complete-SoC-tester revenue. ([csr.chromaate.com](https://csr.chromaate.com/en/esg-en/green-chroma-en/brand-en))
12. Chroma ESG - Green Revenue and Financial Performance, 2025
   - Evidence informing the 2024 market-value input; displayed series and growth include calculations: Chroma reports 2025 consolidated revenue growth of xx.xx%. The model uses this company growth rate to backcast its small 2024 scoped revenue budget at a constant conversion basis, not as an observed 2024 tester subtotal. ([csr.chromaate.com](https://csr.chromaate.com/en/esg-en/green-chroma-en/green-revenue-en))
   - Evidence informing the 2025 market-value input; displayed series and growth include calculations: The disclosure distinguishes broad measurement products and SLT demand, reinforcing the need to exclude unrelated corporate revenue from the SoC/memory tester estimate. ([csr.chromaate.com](https://csr.chromaate.com/en/esg-en/green-chroma-en/green-revenue-en))
13. Federal Reserve Board - Foreign Exchange Rates, G.5A, January 5, 2026
   - Evidence informing the 2023 market-value input; displayed series and growth include calculations: The official annual-average exchange-rate release supplies the currency-conversion benchmark; the model uses JPY xx.xx per USD for its large calendar-2023 Japanese revenue anchor and an explicitly rounded KRW conversion for the smaller Korean budget. ([fred.stlouisfed.org](https://fred.stlouisfed.org/series/AEXJPUS/))
   - Evidence informing the 2024 market-value input; displayed series and growth include calculations: The model uses JPY xx.xx per USD for calendar 2024; small CNY and KRW budgets use disclosed approximate conversion assumptions close to the official annual averages. ([fred.stlouisfed.org](https://fred.stlouisfed.org/series/AEXJPUS/))
   - Evidence informing the 2025 market-value input; displayed series and growth include calculations: The model uses JPY xx.xx per USD for calendar 2025. CNY xx.xx and KRW xx.xx per USD are rounded modeling conventions, not the release's exact observations. ([fred.stlouisfed.org](https://fred.stlouisfed.org/series/AEXJPUS/))

14. SEMI - 2018 Global Semiconductor Equipment Sales Jump to Record USD 64.5 Billion

· Evidence informing the 2017 market-value input; displayed series and growth include calculations: The association's member-billings release reports xx.xx% growth in total test equipment sales in 2018. Its inverse supplies the 2017 historical proxy; it is not a direct observation of the narrower captured market. ([www1.semi.org](https://www1.semi.org/en/2018-global-semiconductor-equipment-sales-jump-record-xx.xx-billion))

· Evidence informing the 2018 market-value input; displayed series and growth include calculations: The release reports approximately USD xx.xx of total semiconductor-equipment sales in 2018, used only with the 2019 equipment total as a disclosed broad-cycle proxy. ([www1.semi.org](https://www1.semi.org/en/2018-global-semiconductor-equipment-sales-jump-record-xx.xx-billion))

15. SEMI - 2020 Global Semiconductor Equipment Sales Surge 19% to Industry Record USD 71.2 Billion

· Evidence informing the 2018 market-value input; displayed series and growth include calculations: The release reports 2019 total equipment billings of USD xx.xx. Relative to the published approximate 2018 total, this supplies a broad-equipment downturn proxy, not an observed SoC/memory tester growth rate. ([semi.org](https://www.semi.org/en/news-media-press/semi-press-releases/annual-global-semiconductor-equipment-sales))

· Evidence informing the 2019 market-value input; displayed series and growth include calculations: Reported 2020 total-test-equipment growth of xx.xx% supplies the inverse bridge into 2019. ([semi.org](https://www.semi.org/en/news-media-press/semi-press-releases/annual-global-semiconductor-equipment-sales))

· Evidence informing the 2020 market-value input; displayed series and growth include calculations: The association's member-submitted billings dataset reports xx.xx% total-test-equipment growth in 2020, used as a historical demand-cycle proxy. ([semi.org](https://www.semi.org/en/news-media-press/semi-press-releases/annual-global-semiconductor-equipment-sales))

16. SEMI - 2021 Global Semiconductor Equipment Sales Surge 44% to Industry Record USD 102.6 Billion

· Evidence informing the 2020 market-value input; displayed series and growth include calculations: Reported total-test-equipment sales growth of xx.xx% in 2021 supports the inverse bridge from the 2021 estimate to 2020. ([semi.org](https://www.semi.org/en/news-media-press-releases/semi-press-releases/2021-global-semiconductor-equipment-sales-surge-xx.xx%xx.xx-to-industry-record-%xx.xx-billion-semi-reports))

· Evidence informing the 2021 market-value input; displayed series and growth include calculations: The xx.xx% test-equipment increase is a member-billings observation for a broader equipment class, not the final market value returned here. ([semi.org](https://www.semi.org/en/news-media-press-releases/semi-press-releases/2021-global-semiconductor-equipment-sales-surge-xx.xx%xx.xx-to-industry-record-%xx.xx-billion-semi-reports))

17. SEMI - Global Semiconductor Equipment Billings Reach Industry Record USD 107.6 Billion in 2022

· Evidence informing the 2021 market-value input; displayed series and growth include calculations: The release reports a xx.xx% contraction in total-test-equipment billings in 2022, supporting the inverse historical bridge into 2021. ([semi.org](https://www.semi.org/en/news-media-press-releases/semi-press-releases/global-semiconductor-equipment-billings-reach-industry-record-%xx.xx-billion-in-2022-semi-reports))

18. SEMI - Global Semiconductor Equipment Billings Slip to USD 106.3 Billion in 2023

· Evidence informing the 2023 market-value input; displayed series and growth include calculations: The xx.xx% broader test-equipment decline supplies a historical-cycle constraint and one small-supplier backcast assumption, not the target-market level. ([semi.org](https://www.semi.org/en/news-media-press-releases/semi-press-releases/global-semiconductor-equipment-billings-slip-to-%xx.xx-billion-in-2023-semi-reports))

19. SEMI - Global Semiconductor Equipment Billings Surged to USD 117 Billion in 2024

· Evidence informing the 2024 market-value input; displayed series and growth include calculations: Realized total-test-equipment billings increased xx.xx% in 2024. This independently checks the direction and approximate magnitude of the modeled target-market recovery without substituting the broader category for this market. ([semi.org](https://www.semi.org/en/semi-press-release/global-semiconductor-equipment-billings-surged-to-xx.xx-billion-dollars-in-2024-semi-reports))

20. SEMI - Global Semiconductor Equipment Billings Reached USD 135 Billion in 2025

· Evidence informing the 2025 market-value input; displayed series and growth include calculations: The association reports realized total-test-equipment billings growth of xx.xx% in 2025. The modeled target-market increase of approximately xx.xx% is directionally consistent; differing product boundaries prevent an exact reconciliation.
([semi.org](https://www.semi.org/en/SEMI-Reports-Global-Semiconductor-Equipment-Billings-Reached-xx.xx-Billion-in-2025))

21. Advantest - Annual Securities Report and Business Report for the Year Ended March 31, 2026

· Evidence informing the 2025 market-value input; displayed series and growth include calculations: Note xx.xx identifies customer operating leases of semiconductor test systems and JPY xx.xx of future payments receivable at March xx.xx 2025. This establishes a small supplier-specific leasing activity, not annual global leasing revenue.
([advantest.com](https://www.advantest.com/document/en/investors/ir-library/report/IR_SecuritiesandBusinesReport_84th_en.pdf))

· Evidence informing the 2026 market-value input; displayed series and growth include calculations: Future customer lease payments receivable were JPY xx.xx at March xx.xx 2026; disclosed terms were one to three years and noncancelable. These figures qualify any assumption that OEM leasing is necessarily large or offers flexible exit.
([advantest.com](https://www.advantest.com/document/en/investors/ir-library/report/IR_SecuritiesandBusinesReport_84th_en.pdf))

22. Amkor Technology, Inc. - Form 10-K for the Year Ended December 31, 2025

· Evidence informing the 2025 market-value input; displayed series and growth include calculations: Amkor reports 2025 capital expenditures of USD xx.xx versus USD xx.xx in 2024, covering packaging, testing and facilities. The amount is a buyer-spending constraint, not tester-only spending.
([sec.gov](https://www.sec.gov/Archives/edgar/data/xx.xx/xx.xx/amkr-xx.xx.htm))

· Evidence informing the 2026 market-value input; displayed series and growth include calculations: The filing's USD xx.xx-xx.xx 2026 capital-expenditure expectation is primarily increased by Arizona construction. It cannot be treated as an equivalent tester award or annual tester-market increment.
([sec.gov](https://www.sec.gov/Archives/edgar/data/xx.xx/xx.xx/amkr-xx.xx.htm))

· Evidence informing the 2028 market-value input; displayed series and growth include calculations: Standardized tester investment, customer-consigned equipment and equipment-redeployment risks qualify the conversion from announced capacity projects to incremental tester purchases. No project investment is added directly to the 2028 forecast.
([sec.gov](https://www.sec.gov/Archives/edgar/data/xx.xx/xx.xx/amkr-xx.xx.htm))

· Evidence informing the 2029 market-value input; displayed series and growth include calculations: The buyer's broad spending and commitment disclosures support retaining procurement-conversion and reuse uncertainty rather than equating project completion with tester sales.
([sec.gov](https://www.sec.gov/Archives/edgar/data/xx.xx/xx.xx/amkr-xx.xx.htm))

· Evidence informing base-year allocation inputs; displayed values and growth are calculated: Location-specific property and equipment supports geographically distinct buyer pools, not direct annual tester spending.

· Evidence informing forecast-year allocation inputs; displayed values and growth are calculated: Location-specific property and equipment supports geographically distinct buyer pools, not direct annual tester spending.

· Evidence informing base-year allocation inputs; displayed values and growth are calculated: Korea operating assets corroborate local packaging and test activity without equating assets to annual equipment purchases.

23. Intel Corporation - Form 10-K for the Year Ended December 27, 2025

· Evidence informing forecast-year allocation inputs; displayed values and growth are calculated: Discontinued Germany expansion constrains the forecast; no canceled-project tester increment is included.

· Evidence informing forecast-year allocation inputs; displayed values and growth are calculated: Costa Rican consolidation is counterevidence to uniform Latin American equipment expansion.

24. Micron Technology, Inc. - Form 10-K for the Fiscal Year Ended August 28, 2025

· Evidence informing base-year allocation inputs; displayed values and growth are calculated: India's disclosed component assembly/test location supports the base procurement pipeline, not a reported spending amount.

25. Micron - Celebrates Opening of India's First Semiconductor Assembly and Test Facility, February 28, 2026
    - Evidence informing forecast-year allocation inputs; displayed values and growth are calculated: Commercial commencement and aggregate shipment expectations support a post-2025 expansion premise; they do not measure tester expenditure.
26. Amkor - Announces Phase 2 of Arizona Advanced Packaging and Test Campus, September 8, 2026
    - Evidence informing forecast-year allocation inputs; displayed values and growth are calculated: Phase-two construction and completion expectations support delayed procurement conversion, not a 2025 equipment award.
27. NIST - Appendix: The CHIPS Program Office Vision for Success, Two Years Later, January 2025
    - Evidence informing forecast-year allocation inputs; displayed values and growth are calculated: Device-manufacturing and packaging project locations constrain the national expansion opportunity; award ceilings are not tester spending.
28. Chips Joint Undertaking - EU Strengthens Semiconductor Sovereignty with Pilot Lines and Competence Centres, April 2025
    - Evidence informing base-year allocation inputs; displayed values and growth are calculated: Selection of xx.xx competence centres across xx.xx countries supports broad research access, not equal local tester purchases.
    - Evidence informing forecast-year allocation inputs; displayed values and growth are calculated: Selection of xx.xx competence centres across xx.xx countries supports broad research access, not equal local tester purchases.
29. HT Micron - Quality Management and Brazilian Operating Scope
    - Evidence informing base-year allocation inputs; displayed values and growth are calculated: Company disclosure establishes Brazilian semiconductor encapsulation and testing activity, but not tester-only expenditure.
    - Evidence informing forecast-year allocation inputs; displayed values and growth are calculated: Company disclosure establishes Brazilian semiconductor encapsulation and testing activity, but not tester-only expenditure.
30. NXP Semiconductors - 2025 Annual Report and Financial Statements
    - Evidence informing base-year allocation inputs; displayed values and growth are calculated: Disclosed China back-end activity supports a local equipment-purchaser pool.
    - Evidence informing forecast-year allocation inputs; displayed values and growth are calculated: Disclosed China back-end activity supports a local equipment-purchaser pool.
31. Brazil MDIC - Complexo Eletroeletrônico e de Semicondutores
    - Evidence informing forecast-year allocation inputs; displayed values and growth are calculated: Brasil Semicon is national policy context; its overview does not establish a particular eligible tester purchase or fiscal benefit.

12. SoC & Memory Semiconductor Tester Market, by Acquisition Model

Equipment Purchase and Equipment Leasing allocate commitment and residual-use exposure differently, but purchase is not synonymous with buying new equipment. Advantest recognizes equipment sales when contractual delivery or acceptance transfers control, and its pre-owned business expressly includes license switching, installation, and maintenance. ■ ■■■■■ ■■■■■■■■■ ■■■■■■■■■■ ■■■ ■■■ ■■■■■■■ ■■■■■■■■■ ■■■■■■■■■■■ ■■■■■■■■■ ■■■■ ■ ■■■■■■■■■■ ■■■■■■■■ ■■■■■ ■■■■ ■■■■■■■ ■■■ ■■■■■■■■ ■■■■■■■■■■■■ ■■■ ■■■■■■■■■ ■■■■■■■■■■■ ■■ ■■■ ■■■■■■■ ■■■■■■■■■ ■■■■■ ■■■ ■■■ ■■■■■■■■■■■■ ■■■ ■■■ ■■■■■■■■■■■ ■■■■■■■■■■ ■■■■■■■ ■■■■■■■

Equipment Leasing does not inherently provide an early exit from changed program requirements. ■■■■■■■■■■■ ■■■■■■ ■■■ ■■■ ■■■■ ■■■■■ ■■■■■ ■■■ ■■■■ ■■■■■■■■■ ■■■■■■■■ ■■■■■■■■■ ■■■■■■ ■■■■ ■■■■■ ■■ ■■■ ■■ ■■■■■ ■■■■■ ■■■ ■■■■■■ ■■■■ ■■■■■■■■■■ ■■■■■■■■■■■ ■■ ■■■■■ ■■■ ■■■■ ■■■ ■■■■■ ■■■ ■■■■ ■■■■ ■■■■■■■■■■■■■■ ■■■■ ■■ ■ ■■■■■■■■■■■■■■■■■ ■■■■■■■■ ■■■ ■■■■■■■■ ■■ ■■■■■ ■■■■■■■■■■■ ■■■ ■■■■■ ■■■ ■■ ■■■■■■■ ■■■■■■■■■■■■■ ■■■■ ■■■■■■ ■■■■■■■■■■ ■■■■■■■■■ ■■■■■■■■ ■■■■■■■■■■■ ■■■■■■■■■■■■■■ ■■■ ■■■■■■■■ ■■■■■ ■■■■■■■■ ■■■■ ■■ ■■■■ ■■■ ■■■■■■■■ ■ ■■■■■■■■■ ■■■■■■■■■■■■■■ ■■■■■■■■■■■■■ ■ ■■■■■■■■■■■ ■■■■■■■ ■■■■■■■ ■■■■■■■■■ ■■■■■■■■■■■ ■■■■■■■■■■■■■■ ■■■■■■■■ ■■■■■■■■■■■■■ ■■■ ■■■■■ ■■■■■■■■■■■ ■■■■■■■■■■■ ■■■■■■■ ■■■■■■■■ ■■ ■■■■■■■■■■■■ Leasing is a stronger alternative for a temporary requirement only when the actual commitment period and exit conditions fit that requirement.

Equipment Leasing should also remain distinct from purchasing outsourced testing services. Under the IFRS xx.xx contract definition, control over an identified asset's use matters; substantive supplier substitution rights can change the assessment. ■ ■■■■■■■ ■■■■■■■■■■■ ■■■ ■■ ■ ■■■■■ ■■■■■■■■ ■■■■■■■■■ ■■■■ ■■■ ■■■■■■■■■■■■■ ■■■■ ■■■ ■■■■■■■■ ■■ ■■■■■■■■■ ■■■■■■■■ ■■■ ■■■■■■■ ■■■■■■■■■■■■ ■■■■■■■ ■■■■■■■■■ ■■■■■■■■■ ■■■■■■■ ■■ ■■■■■■■■■ ■■■■ ■■■■■■■■■■■■ ■■■ ■■■■■■■■ ■■■■■■■■■■■■ ■■ ■■■■■■■■■ ■■■■■■■ ■■■■■■■ ■■■■■ ■■■■■■■■■■■■■■■■■ ■■■■■■■■■ ■■■■■■■■■■ ■■■ ■■■■■■ ■■■■■■■■■■ ■■■■■ ■■■■■■■■■ ■■■■■■■ ■■■■ ■■■■■■■ ■■■■ ■■■■■ ■■■■■■■ ■■■■■■■■■ ■■■■■ ■■■■■■■■■ ■■■■■■■

Figure 18. Global SoC & Memory Semiconductor Tester Market Size, by Acquisition Model, 2025 (%)

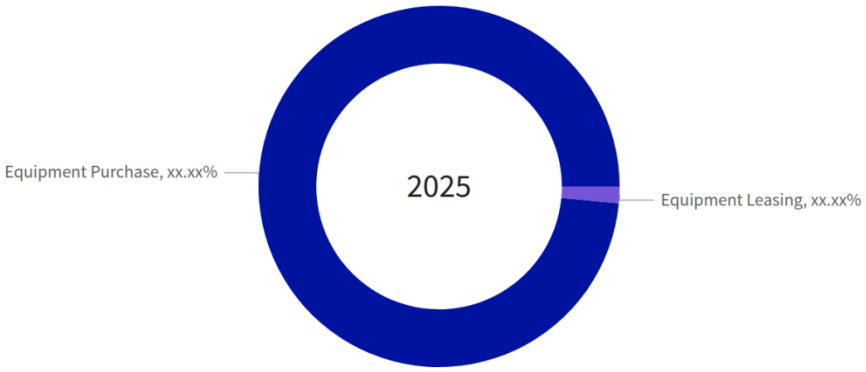

Figure 19. Global SoC & Memory Semiconductor Tester Market, by Acquisition Model, 2032 (USD Million)

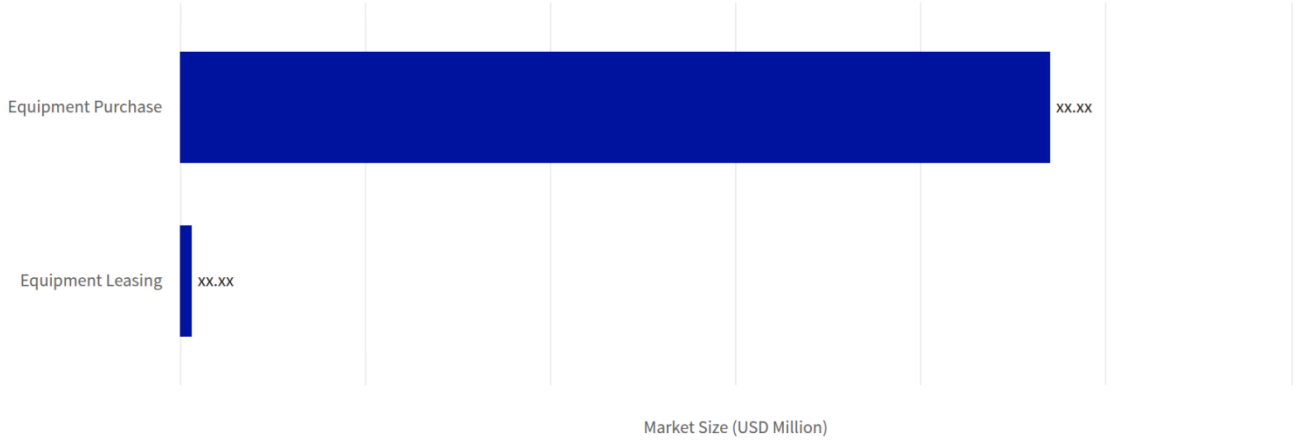

Table 90. Global SoC & Memory Semiconductor Tester Market, by Acquisition Model growth contribution, 2025-2032

Category	2025 value (USD Million)	2032 value (USD Million)	Added value (USD Million)	2025 share (%)	2032 share (%)	Change (pp)	Growth share (%)	CAGR (%)
Equipment Leasing	xx.xx	xx.xx	xx.xx	xx.xx	xx.xx	xx.xx	xx.xx	xx.xx
Equipment Purchase	xx.xx	xx.xx	xx.xx	xx.xx	xx.xx	xx.xx	xx.xx	xx.xx
Scope total	**xx.xx**	**xx.xx**	**xx.xx**	**xx.xx**	**xx.xx**	**xx.xx**	**xx.xx**	**xx.xx**

Table 91. Global SoC & Memory Semiconductor Tester Market Size, by Acquisition Model, 2017-2040 (USD Million)

Acquisition Model	2017	2024	2025	2026	2027	2032	2040	CAGR (%)
Equipment Leasing	xx.xx	xx.xx	xx.xx	xx.xx	xx.xx	xx.xx	xx.xx	xx.xx
Equipment Purchase	xx.xx	xx.xx	xx.xx	xx.xx	xx.xx	xx.xx	xx.xx	xx.xx
Total	**xx.xx**	**xx.xx**	**xx.xx**	**xx.xx**	**xx.xx**	**xx.xx**	**xx.xx**	**xx.xx**

Sources & Evidence

1. Business | Advantest Pre-Owned Solutions | ADVANTEST CORPORATION

   · Advantest's pre-owned business describes license switching, refurbishment, installation, and maintenance support, establishing a supported purchase alternative distinct from new equipment. ([advantest.com](https://www.advantest.com/en/customer-services/apo/business/))

   · Evidence informing base-year allocation inputs; displayed values and growth are calculated: The OEM's pre-owned business includes equipment resale, license switching, installation and maintenance support. This supports the purchase boundary beyond new equipment, without establishing resale revenue or a future share. ([advantest.com](https://www.advantest.com/en/customer-services/apo/business/))

   · Evidence informing forecast-year allocation inputs; displayed values and growth are calculated: The OEM's pre-owned business includes equipment resale, license switching, installation and maintenance support. This supports the purchase boundary beyond new equipment, without establishing resale revenue or a future share. ([advantest.com](https://www.advantest.com/en/customer-services/apo/business/))

2. TEAM A.T.E. | Services

   · TEAM A.T.E. describes system rentals, rent-to-own structures, and leases across equipment categories including SoC and memory ATE. It states that it does not maintain a worldwide field-service organization. ([team-ate.com](https://www.team-ate.com/services))

   · Evidence informing base-year allocation inputs; displayed values and growth are calculated: The company describes pre-owned purchases and sales across SoC and memory ATE, supporting inclusion of eligible secondary-market purchases. Its undated offering page supplies category evidence, not 2025 transaction value. ([team-ate.com](https://www.team-ate.com/services))

   · Evidence informing forecast-year allocation inputs; displayed values and growth are calculated: The company describes pre-owned purchases and sales across SoC and memory ATE, supporting inclusion of eligible secondary-market purchases. Its undated offering page supplies category evidence, not 2025 transaction value. ([team-ate.com](https://www.team-ate.com/services))

   · Evidence informing base-year allocation inputs; displayed values and growth are calculated: System rentals, rent-to-own arrangements and leases establish a third-party equipment-access route. The stated field-service limitation qualifies universal availability; neither the offering nor its category list supplies numerical leasing weights. ([team-ate.com](https://www.team-ate.com/services))

   · Evidence informing forecast-year allocation inputs; displayed values and growth are calculated: System rentals, rent-to-own arrangements and leases establish a third-party equipment-access route. The stated field-service limitation qualifies universal availability; neither the offering nor its category list supplies numerical leasing weights. ([team-ate.com](https://www.team-ate.com/services))

3. Legal Information - NI

   · NI distinguishes purchase-and-sale terms from software-license and service terms, supporting separate review of asset access and continuing rights. ([ni.com](https://www.ni.com/en/about-ni/legal.html))

4. Advantest Corporation - Annual Securities Report and Business Report for the Twelve-Month Period Ended March 31, 2026

· Advantest recognizes product sales when contractual delivery or acceptance transfers control. Its report for the year ended March xx.xx 2026 states that customer semiconductor-system operating leases have one-to-three-year terms and that agreements outstanding on March xx.xx 2025 and March xx.xx 2026 were noncancelable. The lease disclosure does not identify models. ([advantest.com](https://www.advantest.com/document/en/investors/ir-library/report/IR_SecuritiesandBusinesReport_84th_en.pdf))

· Taxonomy evidence: The report covers April xx.xx 2025 through March xx.xx 2026; its FY2025 label is not calendar-year 2025. Its equipment-sale recognition policy distinguishes transfer of product control from service-contract revenue. ([advantest.com](https://www.advantest.com/document/en/investors/ir-library/report/IR_SecuritiesandBusinesReport_84th_en.pdf))

· Taxonomy evidence: The report identifies SoC and memory tester sales and separately discloses customer leases of semiconductor test systems. It establishes both commercial arrangements within the supplier's operations, without a market-wide allocation.

· Evidence informing the 2025 market-value input; displayed series and growth include calculations: Note xx.xx identifies customer operating leases of semiconductor test systems and JPY xx.xx of future payments receivable at March xx.xx 2025. This establishes a small supplier-specific leasing activity, not annual global leasing revenue. ([advantest.com](https://www.advantest.com/document/en/investors/ir-library/report/IR_SecuritiesandBusinesReport_84th_en.pdf))

· Evidence informing the 2026 market-value input; displayed series and growth include calculations: Future customer lease payments receivable were JPY xx.xx at March xx.xx 2026; disclosed terms were one to three years and noncancelable. These figures qualify any assumption that OEM leasing is necessarily large or offers flexible exit. ([advantest.com](https://www.advantest.com/document/en/investors/ir-library/report/IR_SecuritiesandBusinesReport_84th_en.pdf))

· Evidence informing base-year allocation inputs; displayed values and growth are calculated: The equipment-revenue policy recognizes product revenue when control transfers on contractual delivery or acceptance, supporting the purchase classification rather than service-revenue attribution. ([advantest.com](https://www.advantest.com/document/en/investors/ir-library/report/IR_SecuritiesandBusinesReport_84th_en.pdf))

· Evidence informing forecast-year allocation inputs; displayed values and growth are calculated: The equipment-revenue policy recognizes product revenue when control transfers on contractual delivery or acceptance, supporting the purchase classification rather than service-revenue attribution. ([advantest.com](https://www.advantest.com/document/en/investors/ir-library/report/IR_SecuritiesandBusinesReport_84th_en.pdf))

· Evidence informing base-year allocation inputs; displayed values and growth are calculated: Note xx.xx discloses customer operating leases, one-to-three-year noncancelable terms, and remaining payments of JPY xx.xx and JPY xx.xx at March xx.xx 2025 and March xx.xx 2026. These constrain contractual and adoption assumptions, not annual global leasing revenue or the final forecast share. ([advantest.com](https://www.advantest.com/document/en/investors/ir-library/report/IR_SecuritiesandBusinesReport_84th_en.pdf))

· Evidence informing forecast-year allocation inputs; displayed values and growth are calculated: Note xx.xx discloses customer operating leases, one-to-three-year noncancelable terms, and remaining payments of JPY xx.xx and JPY xx.xx at March xx.xx 2025 and March xx.xx 2026. These constrain contractual and adoption assumptions, not annual global leasing revenue or the final forecast share. ([advantest.com](https://www.advantest.com/document/en/investors/ir-library/report/IR_SecuritiesandBusinesReport_84th_en.pdf))

5. IFRS - IFRIC Update March 2023

· The IFRIC agenda decision explains the IFRS xx.xx lease definition through control over an identified asset and substantive substitution rights. Applying that distinction to outsourced testing is a contract-specific inference, not evidence that all service arrangements contain leases. ([ifrs.org](https://www.ifrs.org/news-and-events/updates/ifric/2023/ifric-update-march-2023/))

· Taxonomy evidence: The committee discussion evaluates equipment access through control of an identified asset, including benefits, direction of use and substitution rights. It provides a contract-substance reference, not evidence of semiconductor-market prevalence. ([ifrs.org](https://www.ifrs.org/news-and-events/updates/ifric/2023/ifric-update-march-2023/))

· Taxonomy evidence: The IFRS xx.xx definition reproduced in the committee update identifies a lease through contractual control of an identified asset's use for a period in exchange for consideration. This supplies a contract-based classification reference, not evidence of semiconductor-market prevalence.

· Evidence informing base-year allocation inputs; displayed values and growth are calculated: The identified-asset, control and substantive-substitution criteria support distinguishing equipment leasing from outsourced testing services. This is a classification premise for both anchors, not evidence of market prevalence. ([ifrs.org](https://www.ifrs.org/news-and-events/updates/ifric/2023/ifric-update-march-2023/))

· Evidence informing forecast-year allocation inputs; displayed values and growth are calculated: The identified-asset, control and substantive-substitution criteria support distinguishing equipment leasing from outsourced testing services. This is a classification premise for both anchors, not evidence of market prevalence. ([ifrs.org](https://www.ifrs.org/news-and-events/updates/ifric/2023/ifric-update-march-2023/))

6. Advantest - FY2024 Consolidated Financial Results Presentation, April 25, 2025

· Evidence informing the 2023 market-value input; displayed series and growth include calculations: Quarterly product-revenue disclosures support calendar-2023 totals of JPY xx.xx for SoC testers and JPY xx.xx for memory testers, before modeled scope adjustments. ([advantest.com](https://www.advantest.com/document/en/investors/ir-library/result/JE_BIZ_250425_slide.pdf))

· Evidence informing the 2024 market-value input; displayed series and growth include calculations: Quarterly product-revenue disclosures support calendar-2024 totals of JPY xx.xx for SoC testers and JPY xx.xx for memory testers; handling, services and system-level testing are disclosed separately. ([advantest.com](https://www.advantest.com/document/en/investors/ir-library/result/JE_BIZ_250425_slide.pdf))

7. Advantest - FY2025 Third Quarter Financial Results Presentation, January 28, 2026

· Evidence informing the 2025 market-value input; displayed series and growth include calculations: The disclosed January-March 2025 quarter and April-December 2025 quarters produce calendar-2025 SoC tester revenue of JPY xx.xx and memory tester revenue of JPY xx.xx. These are supplier revenues, not a published global market total. ([advantest.com](https://www.advantest.com/document/en/investors/ir-library/result/JE_BIZ_260128_slide.pdf))

· Evidence informing base-year allocation inputs; displayed values and growth are calculated: The quarterly product table independently reproduces calendar-2025 SoC revenue of JPY xx.xx and memory revenue of JPY xx.xx. These constrain the inherited equipment-revenue scale but do not disclose an acquisition-model split. ([advantest.com](https://www.advantest.com/document/en/investors/ir-library/result/JE_BIZ_260128_slide.pdf))

8. Advantest - FY2026 First Quarter Financial Results Presentation, July 29, 2026

· Evidence informing the 2026 market-value input; displayed series and growth include calculations: The presentation reports January-March 2026 SoC/memory revenues of JPY xx.xx/xx.xx and April-June revenues of JPY xx.xx/xx.xx. July guidance forecasts fiscal-2026 SoC/memory revenues of JPY xx.xx/xx.xx and supplies the fiscal-to-calendar bridge. Guidance is not realized revenue. ([advantest.com](https://www.advantest.com/document/en/investors/ir-library/result/JE_BIZ_260729_slide.pdf))

· Evidence informing the 2040 market-value input; displayed series and growth include calculations: Current equipment revenue and company-specific capacity plans constrain the forecast starting point, not the assumed long-run growth rate or the 2040 result. ([advantest.com](https://www.advantest.com/document/en/investors/ir-library/result/JE_BIZ_260729_slide.pdf))

9. Teradyne, Inc. - Form 10-K for the Year Ended December 31, 2025

· Evidence informing the 2023 market-value input; displayed series and growth include calculations: The revenue-disaggregation table reports 2023 point-in-time SoC revenue of USD xx.xx and memory revenue of USD xx.xx. Replacement parts require a further modeled deduction. ([investors.teradyne.com](https://investors.teradyne.com/sec-filings/all-sec-filings/content/xx.xx-xx.xx-xx.xx/xx.xx-xx.xx-xx.xx.pdf))

· Evidence informing the 2024 market-value input; displayed series and growth include calculations: The filing reports 2024 point-in-time SoC revenue of USD xx.xx and memory revenue of USD xx.xx separately from over-time revenue and IST. ([investors.teradyne.com](https://investors.teradyne.com/sec-filings/all-sec-filings/content/xx.xx-xx.xx-xx.xx/xx.xx-xx.xx-xx.xx.pdf))

· Evidence informing the 2025 market-value input; displayed series and growth include calculations: The filing reports 2025 point-in-time SoC revenue of USD xx.xx and memory revenue of USD xx.xx. Point-in-time recognition includes products and replacement parts and is therefore an equipment proxy rather than an exact complete-system subtotal. ([investors.teradyne.com](https://investors.teradyne.com/sec-filings/all-sec-filings/content/xx.xx-xx.xx-xx.xx/xx.xx-xx.xx-xx.xx.pdf))

10. Teradyne, Inc. - Form 10-Q for the Quarterly Period Ended June 28, 2026

· Evidence informing the 2026 market-value input; displayed series and growth include calculations: First-half 2026 point-in-time revenue was USD xx.xx for SoC and USD xx.xx for memory. Comparable first-half 2025 amounts were USD xx.xx and USD xx.xx independently establishing strong realized growth before the modeled second half. ([investors.teradyne.com](https://investors.teradyne.com/sec-filings/all-sec-filings/content/xx.xx-xx.xx-xx.xx/xx.xx-xx.xx-xx.xx.pdf))

11. Cohu, Inc. - Form 10-K for the Fiscal Year Ended December 27, 2025

· Evidence informing the 2023 market-value input; displayed series and growth include calculations: Cohu reports 2023 systems-semiconductor test and inspection revenue of USD xx.xx. Only an assumed complete-tester and eligible-device portion enters this market. ([sec.gov](https://www.sec.gov/Archives/edgar/data/xx.xx/xx.xx/cohu20251227_10k.htm))

· Evidence informing the 2024 market-value input; displayed series and growth include calculations: Cohu reports 2024 systems-semiconductor test and inspection revenue of USD xx.xx separately from non-systems revenue. ([sec.gov](https://www.sec.gov/Archives/edgar/data/xx.xx/xx.xx/cohu20251227_10k.htm))

· Evidence informing the 2025 market-value input; displayed series and growth include calculations: Cohu reports 2025 systems-semiconductor test and inspection revenue of USD xx.xx. Automation, inspection, interfaces and recurring services prevent attribution of the whole company to SoC testers. ([sec.gov](https://www.sec.gov/Archives/edgar/data/xx.xx/xx.xx/cohu20251227_10k.htm))

12. Hangzhou Changchuan Technology Co., Ltd. - 2025 Annual Report

· Evidence informing the 2024 market-value input; displayed series and growth include calculations: The product table reports 2024 tester revenue of CNY xx.xx, distinct from handlers and other products. Its SoC-eligible portion remains modeled. ([static.cninfo.com.cn](https://static.cninfo.com.cn/finalpage/2026-xx.xx-xx.xx/xx.xx.PDF))

· Evidence informing the 2025 market-value input; displayed series and growth include calculations: The product table reports 2025 tester revenue of CNY xx.xx. The filing's broader analog and digital portfolio requires a scope adjustment rather than inclusion of all tester revenue. ([static.cninfo.com.cn](https://static.cninfo.com.cn/finalpage/2026-xx.xx-xx.xx/xx.xx.PDF))

13. YC Corporation - Business Report for the Year Ended December 31, 2025
    - Evidence informing the 2023 market-value input; displayed series and growth include calculations: The sales table reports KRW xx.xx for the 2023 memory-wafer-tester, semiconductor-equipment, parts, modification and related category. Complete-equipment attribution requires a deduction. ([kind.krx.co.kr](https://kind.krx.co.kr/external/2026/xx.xx/xx.xx/xx.xx/xx.xx/xx.xx.htm))
    - Evidence informing the 2024 market-value input; displayed series and growth include calculations: The comparable 2024 category revenue is KRW xx.xx, not an independently isolated complete-tester total. ([kind.krx.co.kr](https://kind.krx.co.kr/external/2026/xx.xx/xx.xx/xx.xx/xx.xx/xx.xx.htm))
    - Evidence informing the 2025 market-value input; displayed series and growth include calculations: The comparable 2025 category revenue is KRW xx.xx. Parts, modifications and other equipment remain a material scope uncertainty. ([kind.krx.co.kr](https://kind.krx.co.kr/external/2026/xx.xx/xx.xx/xx.xx/xx.xx/xx.xx.htm))
14. Chroma ESG - About Chroma: 2025 Group Financial and Operating Profile
    - Evidence informing the 2025 market-value input; displayed series and growth include calculations: Chroma's own disclosure states 2025 group consolidated revenue of USD xx.xx. This broad corporate amount constrains, but does not directly measure, its eligible complete-SoC-tester revenue. ([csr.chromaate.com](https://csr.chromaate.com/en/esg-en/green-chroma-en/brand-en))
15. Chroma ESG - Green Revenue and Financial Performance, 2025
    - Evidence informing the 2024 market-value input; displayed series and growth include calculations: Chroma reports 2025 consolidated revenue growth of xx.xx%. The model uses this company growth rate to backcast its small 2024 scoped revenue budget at a constant conversion basis, not as an observed 2024 tester subtotal. ([csr.chromaate.com](https://csr.chromaate.com/en/esg-en/green-chroma-en/green-revenue-en))
    - Evidence informing the 2025 market-value input; displayed series and growth include calculations: The disclosure distinguishes broad measurement products and SLT demand, reinforcing the need to exclude unrelated corporate revenue from the SoC/memory tester estimate. ([csr.chromaate.com](https://csr.chromaate.com/en/esg-en/green-chroma-en/green-revenue-en))
16. Federal Reserve Board - Foreign Exchange Rates, G.5A, January 5, 2026
    - Evidence informing the 2023 market-value input; displayed series and growth include calculations: The official annual-average exchange-rate release supplies the currency-conversion benchmark; the model uses JPY xx.xx per USD for its large calendar-2023 Japanese revenue anchor and an explicitly rounded KRW conversion for the smaller Korean budget. ([fred.stlouisfed.org](https://fred.stlouisfed.org/series/AEXJPUS/))
    - Evidence informing the 2024 market-value input; displayed series and growth include calculations: The model uses JPY xx.xx per USD for calendar 2024; small CNY and KRW budgets use disclosed approximate conversion assumptions close to the official annual averages. ([fred.stlouisfed.org](https://fred.stlouisfed.org/series/AEXJPUS/))
    - Evidence informing the 2025 market-value input; displayed series and growth include calculations: The model uses JPY xx.xx per USD for calendar 2025. CNY xx.xx and KRW xx.xx per USD are rounded modeling conventions, not the release's exact observations. ([fred.stlouisfed.org](https://fred.stlouisfed.org/series/AEXJPUS/))
17. SEMI - 2018 Global Semiconductor Equipment Sales Jump to Record USD 64.5 Billion
    - Evidence informing the 2017 market-value input; displayed series and growth include calculations: The association's member-billings release reports xx.xx% growth in total test equipment sales in 2018. Its inverse supplies the 2017 historical proxy; it is not a direct observation of the narrower captured market. ([www1.semi.org](https://www1.semi.org/en/2018-global-semiconductor-equipment-sales-jump-record-xx.xx-billion))
    - Evidence informing the 2018 market-value input; displayed series and growth include calculations: The release reports approximately USD xx.xx of total semiconductor-equipment sales in 2018, used only with the 2019 equipment total as a disclosed broad-cycle proxy. ([www1.semi.org](https://www1.semi.org/en/2018-global-semiconductor-equipment-sales-jump-record-xx.xx-billion))

18. SEMI - 2020 Global Semiconductor Equipment Sales Surge 19% to Industry Record USD 71.2 Billion
    - Evidence informing the 2018 market-value input; displayed series and growth include calculations: The release reports 2019 total equipment billings of USD xx.xx. Relative to the published approximate 2018 total, this supplies a broad-equipment downturn proxy, not an observed SoC/memory tester growth rate. ([semi.org](https://www.semi.org/en/news-media-press/semi-press-releases/annual-global-semiconductor-equipment-sales))
    - Evidence informing the 2019 market-value input; displayed series and growth include calculations: Reported 2020 total-test-equipment growth of xx.xx% supplies the inverse bridge into 2019. ([semi.org](https://www.semi.org/en/news-media-press/semi-press-releases/annual-global-semiconductor-equipment-sales))
    - Evidence informing the 2020 market-value input; displayed series and growth include calculations: The association's member-submitted billings dataset reports xx.xx% total-test-equipment growth in 2020, used as a historical demand-cycle proxy. ([semi.org](https://www.semi.org/en/news-media-press/semi-press-releases/annual-global-semiconductor-equipment-sales))
19. SEMI - 2021 Global Semiconductor Equipment Sales Surge 44% to Industry Record USD 102.6 Billion
    - Evidence informing the 2020 market-value input; displayed series and growth include calculations: Reported total-test-equipment sales growth of xx.xx% in 2021 supports the inverse bridge from the 2021 estimate to 2020. ([semi.org](https://www.semi.org/en/news-media-press-releases/semi-press-releases/2021-global-semiconductor-equipment-sales-surge-xx.xx%xx.xx-to-industry-record-%xx.xx-billion-semi-reports))
    - Evidence informing the 2021 market-value input; displayed series and growth include calculations: The xx.xx% test-equipment increase is a member-billings observation for a broader equipment class, not the final market value returned here. ([semi.org](https://www.semi.org/en/news-media-press-releases/semi-press-releases/2021-global-semiconductor-equipment-sales-surge-xx.xx%xx.xx-to-industry-record-%xx.xx-billion-semi-reports))
20. SEMI - Global Semiconductor Equipment Billings Reach Industry Record USD 107.6 Billion in 2022
    - Evidence informing the 2021 market-value input; displayed series and growth include calculations: The release reports a xx.xx% contraction in total-test-equipment billings in 2022, supporting the inverse historical bridge into 2021. ([semi.org](https://www.semi.org/en/news-media-press-releases/semi-press-releases/global-semiconductor-equipment-billings-reach-industry-record-%xx.xx-billion-in-2022-semi-reports))
21. SEMI - Global Semiconductor Equipment Billings Slip to USD 106.3 Billion in 2023
    - Evidence informing the 2023 market-value input; displayed series and growth include calculations: The xx.xx% broader test-equipment decline supplies a historical-cycle constraint and one small-supplier backcast assumption, not the target-market level. ([semi.org](https://www.semi.org/en/news-media-press-releases/semi-press-releases/global-semiconductor-equipment-billings-slip-to-%xx.xx-billion-in-2023-semi-reports))
22. SEMI - Global Semiconductor Equipment Billings Surged to USD 117 Billion in 2024
    - Evidence informing the 2024 market-value input; displayed series and growth include calculations: Realized total-test-equipment billings increased xx.xx% in 2024. This independently checks the direction and approximate magnitude of the modeled target-market recovery without substituting the broader category for this market. ([semi.org](https://www.semi.org/en/semi-press-release/global-semiconductor-equipment-billings-surged-to-xx.xx-billion-dollars-in-2024-semi-reports))
23. SEMI - Global Semiconductor Equipment Billings Reached USD 135 Billion in 2025
    - Evidence informing the 2025 market-value input; displayed series and growth include calculations: The association reports realized total-test-equipment billings growth of xx.xx% in 2025. The modeled target-market increase of approximately xx.xx% is directionally consistent; differing product boundaries prevent an exact reconciliation. ([semi.org](https://www.semi.org/en/SEMI-Reports-Global-Semiconductor-Equipment-Billings-Reached-xx.xx-Billion-in-2025))

24. Amkor Technology, Inc. - Form 10-K for the Year Ended December 31, 2025

· Evidence informing the 2025 market-value input; displayed series and growth include calculations: Amkor reports 2025 capital expenditures of USD xx.xx versus USD xx.xx in 2024, covering packaging, testing and facilities. The amount is a buyer-spending constraint, not tester-only spending. ([sec.gov](https://www.sec.gov/Archives/edgar/data/xx.xx/xx.xx/amkr-xx.xx.htm))

· Evidence informing the 2026 market-value input; displayed series and growth include calculations: The filing's USD xx.xx-xx.xx 2026 capital-expenditure expectation is primarily increased by Arizona construction. It cannot be treated as an equivalent tester award or annual tester-market increment. ([sec.gov](https://www.sec.gov/Archives/edgar/data/xx.xx/xx.xx/amkr-xx.xx.htm))

· Evidence informing the 2028 market-value input; displayed series and growth include calculations: Standardized tester investment, customer-consigned equipment and equipment-redeployment risks qualify the conversion from announced capacity projects to incremental tester purchases. No project investment is added directly to the 2028 forecast. ([sec.gov](https://www.sec.gov/Archives/edgar/data/xx.xx/xx.xx/amkr-xx.xx.htm))

· Evidence informing the 2029 market-value input; displayed series and growth include calculations: The buyer's broad spending and commitment disclosures support retaining procurement-conversion and reuse uncertainty rather than equating project completion with tester sales. ([sec.gov](https://www.sec.gov/Archives/edgar/data/xx.xx/xx.xx/amkr-xx.xx.htm))

12.1. Equipment Purchase

Table 92. Global SoC & Memory Semiconductor Tester Market Size, by Equipment Purchase, by Region, 2017-2040 (USD Million)

Region	2017	2024	2025	2026	2027	2032	2040	CAGR (%)
Africa	xx.xx	xx.xx	xx.xx	xx.xx	xx.xx	xx.xx	xx.xx	xx.xx
Asia-Pacific	xx.xx	xx.xx	xx.xx	xx.xx	xx.xx	xx.xx	xx.xx	xx.xx
Europe	xx.xx	xx.xx	xx.xx	xx.xx	xx.xx	xx.xx	xx.xx	xx.xx
Latin America	xx.xx	xx.xx	xx.xx	xx.xx	xx.xx	xx.xx	xx.xx	xx.xx
Middle East	xx.xx	xx.xx	xx.xx	xx.xx	xx.xx	xx.xx	xx.xx	xx.xx
North America	xx.xx	xx.xx	xx.xx	xx.xx	xx.xx	xx.xx	xx.xx	xx.xx
Total	**xx.xx**	**xx.xx**	**xx.xx**	**xx.xx**	**xx.xx**	**xx.xx**	**xx.xx**	**xx.xx**

Table 93. Global SoC & Memory Semiconductor Tester Market Size, by Equipment Purchase, by Group, 2017-2040 (USD Million)

Group	2017	2024	2025	2026	2027	2032	2040	CAGR (%)
ASEAN	xx.xx	xx.xx	xx.xx	xx.xx	xx.xx	xx.xx	xx.xx	xx.xx
BRICS	xx.xx	xx.xx	xx.xx	xx.xx	xx.xx	xx.xx	xx.xx	xx.xx
European Union	xx.xx	xx.xx	xx.xx	xx.xx	xx.xx	xx.xx	xx.xx	xx.xx
G7	xx.xx	xx.xx	xx.xx	xx.xx	xx.xx	xx.xx	xx.xx	xx.xx
GCC	xx.xx	xx.xx	xx.xx	xx.xx	xx.xx	xx.xx	xx.xx	xx.xx
NATO	xx.xx	xx.xx	xx.xx	xx.xx	xx.xx	xx.xx	xx.xx	xx.xx

Table 94. Global SoC & Memory Semiconductor Tester Market Size, by Equipment Purchase, by Country, 2017-2040 (USD Million)

Country	2017	2024	2025	2026	2027	2032	2040	CAGR (%)
Australia	xx.xx	xx.xx	xx.xx	xx.xx	xx.xx	xx.xx	xx.xx	xx.xx
Brazil	xx.xx	xx.xx	xx.xx	xx.xx	xx.xx	xx.xx	xx.xx	xx.xx
Canada	xx.xx	xx.xx	xx.xx	xx.xx	xx.xx	xx.xx	xx.xx	xx.xx
China	xx.xx	xx.xx	xx.xx	xx.xx	xx.xx	xx.xx	xx.xx	xx.xx
France	xx.xx	xx.xx	xx.xx	xx.xx	xx.xx	xx.xx	xx.xx	xx.xx
Germany	xx.xx	xx.xx	xx.xx	xx.xx	xx.xx	xx.xx	xx.xx	xx.xx
India	xx.xx	xx.xx	xx.xx	xx.xx	xx.xx	xx.xx	xx.xx	xx.xx
Italy	xx.xx	xx.xx	xx.xx	xx.xx	xx.xx	xx.xx	xx.xx	xx.xx
Japan	xx.xx	xx.xx	xx.xx	xx.xx	xx.xx	xx.xx	xx.xx	xx.xx
Mexico	xx.xx	xx.xx	xx.xx	xx.xx	xx.xx	xx.xx	xx.xx	xx.xx
Russia	xx.xx	xx.xx	xx.xx	xx.xx	xx.xx	xx.xx	xx.xx	xx.xx
South Korea	xx.xx	xx.xx	xx.xx	xx.xx	xx.xx	xx.xx	xx.xx	xx.xx
Spain	xx.xx	xx.xx	xx.xx	xx.xx	xx.xx	xx.xx	xx.xx	xx.xx
United Kingdom	xx.xx	xx.xx	xx.xx	xx.xx	xx.xx	xx.xx	xx.xx	xx.xx
United States	xx.xx	xx.xx	xx.xx	xx.xx	xx.xx	xx.xx	xx.xx	xx.xx
Others	xx.xx	xx.xx	xx.xx	xx.xx	xx.xx	xx.xx	xx.xx	xx.xx
Total	**xx.xx**	**xx.xx**	**xx.xx**	**xx.xx**	**xx.xx**	**xx.xx**	**xx.xx**	**xx.xx**

Sources & Evidence

1. Advantest Corporation - Annual Securities Report and Business Report, April 1, 2025-March 31, 2026

   · Taxonomy evidence: The revenue policy recognizes semiconductor test-system product revenue when contractual delivery or acceptance transfers control to the customer, supporting the equipment-purchase category.

   · Evidence informing the 2025 market-value input; displayed series and growth include calculations: Note xx.xx identifies customer operating leases of semiconductor test systems and JPY xx.xx of future payments receivable at March xx.xx 2025. This establishes a small supplier-specific leasing activity, not annual global leasing revenue. ([advantest.com](https://www.advantest.com/document/en/investors/ir-library/report/IR_SecuritiesandBusinesReport_84th_en.pdf))

   · Evidence informing the 2026 market-value input; displayed series and growth include calculations: Future customer lease payments receivable were JPY xx.xx at March xx.xx 2026; disclosed terms were one to three years and noncancelable. These figures qualify any assumption that OEM leasing is necessarily large or offers flexible exit. ([advantest.com](https://www.advantest.com/document/en/investors/ir-library/report/IR_SecuritiesandBusinesReport_84th_en.pdf))

   · Evidence informing base-year allocation inputs; displayed values and growth are calculated: The equipment-revenue policy recognizes product revenue when control transfers on contractual delivery or acceptance, supporting the purchase classification rather than service-revenue attribution. ([advantest.com](https://www.advantest.com/document/en/investors/ir-library/report/IR_SecuritiesandBusinesReport_84th_en.pdf))

   · Evidence informing forecast-year allocation inputs; displayed values and growth are calculated: The equipment-revenue policy recognizes product revenue when control transfers on contractual delivery or acceptance, supporting the purchase classification rather than service-revenue attribution. ([advantest.com](https://www.advantest.com/document/en/investors/ir-library/report/IR_SecuritiesandBusinesReport_84th_en.pdf))

2. Advantest - FY2024 Consolidated Financial Results Presentation, April 25, 2025

   · Evidence informing the 2023 market-value input; displayed series and growth include calculations: Quarterly product-revenue disclosures support calendar-2023 totals of JPY xx.xx for SoC testers and JPY xx.xx for memory testers, before modeled scope adjustments. ([advantest.com](https://www.advantest.com/document/en/investors/ir-library/result/JE_BIZ_250425_slide.pdf))

   · Evidence informing the 2024 market-value input; displayed series and growth include calculations: Quarterly product-revenue disclosures support calendar-2024 totals of JPY xx.xx for SoC testers and JPY xx.xx for memory testers; handling, services and system-level testing are disclosed separately. ([advantest.com](https://www.advantest.com/document/en/investors/ir-library/result/JE_BIZ_250425_slide.pdf))

3. Advantest - FY2025 Third Quarter Financial Results Presentation, January 28, 2026
   - Evidence informing the 2025 market-value input; displayed series and growth include calculations: The disclosed January-March 2025 quarter and April-December 2025 quarters produce calendar-2025 SoC tester revenue of JPY xx.xx and memory tester revenue of JPY xx.xx. These are supplier revenues, not a published global market total. ([advantest.com](https://www.advantest.com/document/en/investors/ir-library/result/JE_BIZ_260128_slide.pdf))
   - Evidence informing base-year allocation inputs; displayed values and growth are calculated: Quarterly ship-to records calibrate the Americas destination proxy; equipment scope and regional subdivision remain modeled.
   - Evidence informing base-year allocation inputs; displayed values and growth are calculated: Quarterly Europe destination revenue constrains the European equipment-demand weight.
   - Evidence informing base-year allocation inputs; displayed values and growth are calculated: Country ship-to revenue provides the main calibration for Asia-Pacific concentration.
   - Evidence informing base-year allocation inputs; displayed values and growth are calculated: China deliveries constrain the base country equipment-demand proxy.
   - Evidence informing base-year allocation inputs; displayed values and growth are calculated: Korea deliveries constrain the base country equipment-demand proxy.
   - Evidence informing base-year allocation inputs; displayed values and growth are calculated: Japan deliveries constrain the base country equipment-demand proxy.
   - Evidence informing base-year allocation inputs; displayed values and growth are calculated: The quarterly product table independently reproduces calendar-2025 SoC revenue of JPY xx.xx and memory revenue of JPY xx.xx. These constrain the inherited equipment-revenue scale but do not disclose an acquisition-model split. ([advantest.com](https://www.advantest.com/document/en/investors/ir-library/result/JE_BIZ_260128_slide.pdf))
4. Advantest - FY2026 First Quarter Financial Results Presentation, July 29, 2026
   - Evidence informing the 2026 market-value input; displayed series and growth include calculations: The presentation reports January-March 2026 SoC/memory revenues of JPY xx.xx/xx.xx and April-June revenues of JPY xx.xx/xx.xx. July guidance forecasts fiscal-2026 SoC/memory revenues of JPY xx.xx/xx.xx and supplies the fiscal-to-calendar bridge. Guidance is not realized revenue. ([advantest.com](https://www.advantest.com/document/en/investors/ir-library/result/JE_BIZ_260729_slide.pdf))
   - Evidence informing the 2040 market-value input; displayed series and growth include calculations: Current equipment revenue and company-specific capacity plans constrain the forecast starting point, not the assumed long-run growth rate or the 2040 result. ([advantest.com](https://www.advantest.com/document/en/investors/ir-library/result/JE_BIZ_260729_slide.pdf))

5. Teradyne, Inc. - Form 10-K for the Year Ended December 31, 2025
   - Evidence informing the 2023 market-value input; displayed series and growth include calculations: The revenue-disaggregation table reports 2023 point-in-time SoC revenue of USD xx.xx and memory revenue of USD xx.xx. Replacement parts require a further modeled deduction. ([investors.teradyne.com](https://investors.teradyne.com/sec-filings/all-sec-filings/content/xx.xx-xx.xx-xx.xx/xx.xx-xx.xx-xx.xx.pdf))
   - Evidence informing the 2024 market-value input; displayed series and growth include calculations: The filing reports 2024 point-in-time SoC revenue of USD xx.xx and memory revenue of USD xx.xx separately from over-time revenue and IST. ([investors.teradyne.com](https://investors.teradyne.com/sec-filings/all-sec-filings/content/xx.xx-xx.xx-xx.xx/xx.xx-xx.xx-xx.xx.pdf))
   - Evidence informing the 2025 market-value input; displayed series and growth include calculations: The filing reports 2025 point-in-time SoC revenue of USD xx.xx and memory revenue of USD xx.xx. Point-in-time recognition includes products and replacement parts and is therefore an equipment proxy rather than an exact complete-system subtotal. ([investors.teradyne.com](https://investors.teradyne.com/sec-filings/all-sec-filings/content/xx.xx-xx.xx-xx.xx/xx.xx-xx.xx-xx.xx.pdf))
   - Evidence informing base-year allocation inputs; displayed values and growth are calculated: Customer-site geography and broader revenue disclosures support the scoped national destination bridge.
   - Evidence informing base-year allocation inputs; displayed values and growth are calculated: Customer-site attribution distinguishes receiving locations from specifying customer headquarters.
   - Evidence informing base-year allocation inputs; displayed values and growth are calculated: Europe revenue requires a substantial modeled exclusion of adjacent businesses and services.
   - Evidence informing base-year allocation inputs; displayed values and growth are calculated: Disclosed Asian customer-site revenues constrain the joint regional proxy.
6. Teradyne, Inc. - Form 10-Q for the Quarterly Period Ended June 28, 2026
   - Evidence informing the 2026 market-value input; displayed series and growth include calculations: First-half 2026 point-in-time revenue was USD xx.xx for SoC and USD xx.xx for memory. Comparable first-half 2025 amounts were USD xx.xx and USD xx.xx independently establishing strong realized growth before the modeled second half. ([investors.teradyne.com](https://investors.teradyne.com/sec-filings/all-sec-filings/content/xx.xx-xx.xx-xx.xx/xx.xx-xx.xx-xx.xx.pdf))
7. Cohu, Inc. - Form 10-K for the Fiscal Year Ended December 27, 2025
   - Evidence informing the 2023 market-value input; displayed series and growth include calculations: Cohu reports 2023 systems-semiconductor test and inspection revenue of USD xx.xx. Only an assumed complete-tester and eligible-device portion enters this market. ([sec.gov](https://www.sec.gov/Archives/edgar/data/xx.xx/xx.xx/cohu20251227_10k.htm))
   - Evidence informing the 2024 market-value input; displayed series and growth include calculations: Cohu reports 2024 systems-semiconductor test and inspection revenue of USD xx.xx separately from non-systems revenue. ([sec.gov](https://www.sec.gov/Archives/edgar/data/xx.xx/xx.xx/cohu20251227_10k.htm))
   - Evidence informing the 2025 market-value input; displayed series and growth include calculations: Cohu reports 2025 systems-semiconductor test and inspection revenue of USD xx.xx. Automation, inspection, interfaces and recurring services prevent attribution of the whole company to SoC testers. ([sec.gov](https://www.sec.gov/Archives/edgar/data/xx.xx/xx.xx/cohu20251227_10k.htm))
   - Evidence informing base-year allocation inputs; displayed values and growth are calculated: Asian destination disclosures provide an independent supplier cross-check on regional concentration.

8. Hangzhou Changchuan Technology Co., Ltd. - 2025 Annual Report
   - Evidence informing the 2024 market-value input; displayed series and growth include calculations: The product table reports 2024 tester revenue of CNY xx.xx, distinct from handlers and other products. Its SoC-eligible portion remains modeled. ([static.cninfo.com.cn](https://static.cninfo.com.cn/finalpage/2026-xx.xx-xx.xx/xx.xx.PDF))
   - Evidence informing the 2025 market-value input; displayed series and growth include calculations: The product table reports 2025 tester revenue of CNY xx.xx. The filing's broader analog and digital portfolio requires a scope adjustment rather than inclusion of all tester revenue. ([static.cninfo.com.cn](https://static.cninfo.com.cn/finalpage/2026-xx.xx-xx.xx/xx.xx.PDF))
9. YC Corporation - Business Report for the Year Ended December 31, 2025
   - Evidence informing the 2023 market-value input; displayed series and growth include calculations: The sales table reports KRW xx.xx for the 2023 memory-wafer-tester, semiconductor-equipment, parts, modification and related category. Complete-equipment attribution requires a deduction. ([kind.krx.co.kr](https://kind.krx.co.kr/external/2026/xx.xx/xx.xx/xx.xx/xx.xx/xx.xx.htm))
   - Evidence informing the 2024 market-value input; displayed series and growth include calculations: The comparable 2024 category revenue is KRW xx.xx, not an independently isolated complete-tester total. ([kind.krx.co.kr](https://kind.krx.co.kr/external/2026/xx.xx/xx.xx/xx.xx/xx.xx/xx.xx.htm))
   - Evidence informing the 2025 market-value input; displayed series and growth include calculations: The comparable 2025 category revenue is KRW xx.xx. Parts, modifications and other equipment remain a material scope uncertainty. ([kind.krx.co.kr](https://kind.krx.co.kr/external/2026/xx.xx/xx.xx/xx.xx/xx.xx/xx.xx.htm))
10. Chroma ESG - About Chroma: 2025 Group Financial and Operating Profile
    - Evidence informing the 2025 market-value input; displayed series and growth include calculations: Chroma's own disclosure states 2025 group consolidated revenue of USD xx.xx. This broad corporate amount constrains, but does not directly measure, its eligible complete-SoC-tester revenue. ([csr.chromaate.com](https://csr.chromaate.com/en/esg-en/green-chroma-en/brand-en))
11. Chroma ESG - Green Revenue and Financial Performance, 2025
    - Evidence informing the 2024 market-value input; displayed series and growth include calculations: Chroma reports 2025 consolidated revenue growth of xx.xx%. The model uses this company growth rate to backcast its small 2024 scoped revenue budget at a constant conversion basis, not as an observed 2024 tester subtotal. ([csr.chromaate.com](https://csr.chromaate.com/en/esg-en/green-chroma-en/green-revenue-en))
    - Evidence informing the 2025 market-value input; displayed series and growth include calculations: The disclosure distinguishes broad measurement products and SLT demand, reinforcing the need to exclude unrelated corporate revenue from the SoC/memory tester estimate. ([csr.chromaate.com](https://csr.chromaate.com/en/esg-en/green-chroma-en/green-revenue-en))
12. Federal Reserve Board - Foreign Exchange Rates, G.5A, January 5, 2026
    - Evidence informing the 2023 market-value input; displayed series and growth include calculations: The official annual-average exchange-rate release supplies the currency-conversion benchmark; the model uses JPY xx.xx per USD for its large calendar-2023 Japanese revenue anchor and an explicitly rounded KRW conversion for the smaller Korean budget. ([fred.stlouisfed.org](https://fred.stlouisfed.org/series/AEXJPUS/))
    - Evidence informing the 2024 market-value input; displayed series and growth include calculations: The model uses JPY xx.xx per USD for calendar 2024; small CNY and KRW budgets use disclosed approximate conversion assumptions close to the official annual averages. ([fred.stlouisfed.org](https://fred.stlouisfed.org/series/AEXJPUS/))
    - Evidence informing the 2025 market-value input; displayed series and growth include calculations: The model uses JPY xx.xx per USD for calendar 2025. CNY xx.xx and KRW xx.xx per USD are rounded modeling conventions, not the release's exact observations. ([fred.stlouisfed.org](https://fred.stlouisfed.org/series/AEXJPUS/))

13. SEMI - 2018 Global Semiconductor Equipment Sales Jump to Record USD 64.5 Billion

    · Evidence informing the 2017 market-value input; displayed series and growth include calculations: The association's member-billings release reports xx.xx% growth in total test equipment sales in 2018. Its inverse supplies the 2017 historical proxy; it is not a direct observation of the narrower captured market. ([www1.semi.org](https://www1.semi.org/en/2018-global-semiconductor-equipment-sales-jump-record-xx.xx-billion))

    · Evidence informing the 2018 market-value input; displayed series and growth include calculations: The release reports approximately USD xx.xx of total semiconductor-equipment sales in 2018, used only with the 2019 equipment total as a disclosed broad-cycle proxy. ([www1.semi.org](https://www1.semi.org/en/2018-global-semiconductor-equipment-sales-jump-record-xx.xx-billion))

14. SEMI - 2020 Global Semiconductor Equipment Sales Surge 19% to Industry Record USD 71.2 Billion

    · Evidence informing the 2018 market-value input; displayed series and growth include calculations: The release reports 2019 total equipment billings of USD xx.xx. Relative to the published approximate 2018 total, this supplies a broad-equipment downturn proxy, not an observed SoC/memory tester growth rate. ([semi.org](https://www.semi.org/en/news-media-press/semi-press-releases/annual-global-semiconductor-equipment-sales))

    · Evidence informing the 2019 market-value input; displayed series and growth include calculations: Reported 2020 total-test-equipment growth of xx.xx% supplies the inverse bridge into 2019. ([semi.org](https://www.semi.org/en/news-media-press/semi-press-releases/annual-global-semiconductor-equipment-sales))

    · Evidence informing the 2020 market-value input; displayed series and growth include calculations: The association's member-submitted billings dataset reports xx.xx% total-test-equipment growth in 2020, used as a historical demand-cycle proxy. ([semi.org](https://www.semi.org/en/news-media-press/semi-press-releases/annual-global-semiconductor-equipment-sales))

15. SEMI - 2021 Global Semiconductor Equipment Sales Surge 44% to Industry Record USD 102.6 Billion

    · Evidence informing the 2020 market-value input; displayed series and growth include calculations: Reported total-test-equipment sales growth of xx.xx% in 2021 supports the inverse bridge from the 2021 estimate to 2020. ([semi.org](https://www.semi.org/en/news-media-press-releases/semi-press-releases/2021-global-semiconductor-equipment-sales-surge-xx.xx%xx.xx-to-industry-record-%xx.xx-billion-semi-reports))

    · Evidence informing the 2021 market-value input; displayed series and growth include calculations: The xx.xx% test-equipment increase is a member-billings observation for a broader equipment class, not the final market value returned here. ([semi.org](https://www.semi.org/en/news-media-press-releases/semi-press-releases/2021-global-semiconductor-equipment-sales-surge-xx.xx%xx.xx-to-industry-record-%xx.xx-billion-semi-reports))

16. SEMI - Global Semiconductor Equipment Billings Reach Industry Record USD 107.6 Billion in 2022

    · Evidence informing the 2021 market-value input; displayed series and growth include calculations: The release reports a xx.xx% contraction in total-test-equipment billings in 2022, supporting the inverse historical bridge into 2021. ([semi.org](https://www.semi.org/en/news-media-press-releases/semi-press-releases/global-semiconductor-equipment-billings-reach-industry-record-%xx.xx-billion-in-2022-semi-reports))

17. SEMI - Global Semiconductor Equipment Billings Slip to USD 106.3 Billion in 2023

    · Evidence informing the 2023 market-value input; displayed series and growth include calculations: The xx.xx% broader test-equipment decline supplies a historical-cycle constraint and one small-supplier backcast assumption, not the target-market level. ([semi.org](https://www.semi.org/en/news-media-press-releases/semi-press-releases/global-semiconductor-equipment-billings-slip-to-%xx.xx-billion-in-2023-semi-reports))

18. SEMI - Global Semiconductor Equipment Billings Surged to USD 117 Billion in 2024

    · Evidence informing the 2024 market-value input; displayed series and growth include calculations: Realized total-test-equipment billings increased xx.xx% in 2024. This independently checks the direction and approximate magnitude of the modeled target-market recovery without substituting the broader category for this market. ([semi.org](https://www.semi.org/en/semi-press-release/global-semiconductor-equipment-billings-surged-to-xx.xx-billion-dollars-in-2024-semi-reports))

19. SEMI - Global Semiconductor Equipment Billings Reached USD 135 Billion in 2025

· Evidence informing the 2025 market-value input; displayed series and growth include calculations: The association reports realized total-test-equipment billings growth of xx.xx% in 2025. The modeled target-market increase of approximately xx.xx% is directionally consistent; differing product boundaries prevent an exact reconciliation.
([semi.org](https://www.semi.org/en/SEMI-Reports-Global-Semiconductor-Equipment-Billings-Reached-xx.xx-Billion-in-2025))

20. Amkor Technology, Inc. - Form 10-K for the Year Ended December 31, 2025

· Evidence informing the 2025 market-value input; displayed series and growth include calculations: Amkor reports 2025 capital expenditures of USD xx.xx versus USD xx.xx in 2024, covering packaging, testing and facilities. The amount is a buyer-spending constraint, not tester-only spending.
([sec.gov](https://www.sec.gov/Archives/edgar/data/xx.xx/xx.xx/amkr-xx.xx.htm))

· Evidence informing the 2026 market-value input; displayed series and growth include calculations: The filing's USD xx.xx-xx.xx 2026 capital-expenditure expectation is primarily increased by Arizona construction. It cannot be treated as an equivalent tester award or annual tester-market increment.
([sec.gov](https://www.sec.gov/Archives/edgar/data/xx.xx/xx.xx/amkr-xx.xx.htm))

· Evidence informing the 2028 market-value input; displayed series and growth include calculations: Standardized tester investment, customer-consigned equipment and equipment-redeployment risks qualify the conversion from announced capacity projects to incremental tester purchases. No project investment is added directly to the 2028 forecast.
([sec.gov](https://www.sec.gov/Archives/edgar/data/xx.xx/xx.xx/amkr-xx.xx.htm))

· Evidence informing the 2029 market-value input; displayed series and growth include calculations: The buyer's broad spending and commitment disclosures support retaining procurement-conversion and reuse uncertainty rather than equating project completion with tester sales.
([sec.gov](https://www.sec.gov/Archives/edgar/data/xx.xx/xx.xx/amkr-xx.xx.htm))

· Evidence informing base-year allocation inputs; displayed values and growth are calculated: Location-specific property and equipment supports geographically distinct buyer pools, not direct annual tester spending.

· Evidence informing forecast-year allocation inputs; displayed values and growth are calculated: Location-specific property and equipment supports geographically distinct buyer pools, not direct annual tester spending.

· Evidence informing base-year allocation inputs; displayed values and growth are calculated: Korea operating assets corroborate local packaging and test activity without equating assets to annual equipment purchases.

21. Intel Corporation - Form 10-K for the Year Ended December 27, 2025

· Evidence informing forecast-year allocation inputs; displayed values and growth are calculated: Discontinued Germany expansion constrains the forecast; no canceled-project tester increment is included.

· Evidence informing forecast-year allocation inputs; displayed values and growth are calculated: Costa Rican consolidation is counterevidence to uniform Latin American equipment expansion.

22. Micron Technology, Inc. - Form 10-K for the Fiscal Year Ended August 28, 2025

· Evidence informing base-year allocation inputs; displayed values and growth are calculated: India's disclosed component assembly/test location supports the base procurement pipeline, not a reported spending amount.

23. Micron - Celebrates Opening of India's First Semiconductor Assembly and Test Facility, February 28, 2026

· Evidence informing forecast-year allocation inputs; displayed values and growth are calculated: Commercial commencement and aggregate shipment expectations support a post-2025 expansion premise; they do not measure tester expenditure.

24. Amkor - Announces Phase 2 of Arizona Advanced Packaging and Test Campus, September 8, 2026

· Evidence informing forecast-year allocation inputs; displayed values and growth are calculated: Phase-two construction and completion expectations support delayed procurement conversion, not a 2025 equipment award.

25. NIST - Appendix: The CHIPS Program Office Vision for Success, Two Years Later, January 2025

· Evidence informing forecast-year allocation inputs; displayed values and growth are calculated: Device-manufacturing and packaging project locations constrain the national expansion opportunity; award ceilings are not tester spending.

26. Chips Joint Undertaking - EU Strengthens Semiconductor Sovereignty with Pilot Lines and Competence Centres, April 2025
    - Evidence informing base-year allocation inputs; displayed values and growth are calculated: Selection of xx.xx competence centres across xx.xx countries supports broad research access, not equal local tester purchases.
    - Evidence informing forecast-year allocation inputs; displayed values and growth are calculated: Selection of xx.xx competence centres across xx.xx countries supports broad research access, not equal local tester purchases.
27. HT Micron - Quality Management and Brazilian Operating Scope
    - Evidence informing base-year allocation inputs; displayed values and growth are calculated: Company disclosure establishes Brazilian semiconductor encapsulation and testing activity, but not tester-only expenditure.
    - Evidence informing forecast-year allocation inputs; displayed values and growth are calculated: Company disclosure establishes Brazilian semiconductor encapsulation and testing activity, but not tester-only expenditure.
28. NXP Semiconductors - 2025 Annual Report and Financial Statements
    - Evidence informing base-year allocation inputs; displayed values and growth are calculated: Disclosed China back-end activity supports a local equipment-purchaser pool.
    - Evidence informing forecast-year allocation inputs; displayed values and growth are calculated: Disclosed China back-end activity supports a local equipment-purchaser pool.
29. Brazil MDIC - Complexo Eletroeletrônico e de Semicondutores
    - Evidence informing forecast-year allocation inputs; displayed values and growth are calculated: Brasil Semicon is national policy context; its overview does not establish a particular eligible tester purchase or fiscal benefit.
30. TEAM A.T.E. - Services
    - Evidence informing base-year allocation inputs; displayed values and growth are calculated: The company describes pre-owned purchases and sales across SoC and memory ATE, supporting inclusion of eligible secondary-market purchases. Its undated offering page supplies category evidence, not 2025 transaction value. ([team-ate.com](https://www.team-ate.com/services))
    - Evidence informing forecast-year allocation inputs; displayed values and growth are calculated: The company describes pre-owned purchases and sales across SoC and memory ATE, supporting inclusion of eligible secondary-market purchases. Its undated offering page supplies category evidence, not 2025 transaction value. ([team-ate.com](https://www.team-ate.com/services))
31. Advantest Pre-Owned Solutions - Business
    - Evidence informing base-year allocation inputs; displayed values and growth are calculated: The OEM's pre-owned business includes equipment resale, license switching, installation and maintenance support. This supports the purchase boundary beyond new equipment, without establishing resale revenue or a future share. ([advantest.com](https://www.advantest.com/en/customer-services/apo/business/))
    - Evidence informing forecast-year allocation inputs; displayed values and growth are calculated: The OEM's pre-owned business includes equipment resale, license switching, installation and maintenance support. This supports the purchase boundary beyond new equipment, without establishing resale revenue or a future share. ([advantest.com](https://www.advantest.com/en/customer-services/apo/business/))

12.2. Equipment Leasing

Table 95. Global SoC & Memory Semiconductor Tester Market Size, by Equipment Leasing, by Region, 2017-2040 (USD Million)

Region	2017	2024	2025	2026	2027	2032	2040	CAGR (%)
Africa	xx.xx	xx.xx	xx.xx	xx.xx	xx.xx	xx.xx	xx.xx	xx.xx
Asia-Pacific	xx.xx	xx.xx	xx.xx	xx.xx	xx.xx	xx.xx	xx.xx	xx.xx
Europe	xx.xx	xx.xx	xx.xx	xx.xx	xx.xx	xx.xx	xx.xx	xx.xx
Latin America	xx.xx	xx.xx	xx.xx	xx.xx	xx.xx	xx.xx	xx.xx	xx.xx
Middle East	xx.xx	xx.xx	xx.xx	xx.xx	xx.xx	xx.xx	xx.xx	xx.xx
North America	xx.xx	xx.xx	xx.xx	xx.xx	xx.xx	xx.xx	xx.xx	xx.xx
Total	**xx.xx**	**xx.xx**	**xx.xx**	**xx.xx**	**xx.xx**	**xx.xx**	**xx.xx**	**xx.xx**

Table 96. Global SoC & Memory Semiconductor Tester Market Size, by Equipment Leasing, by Group, 2017-2040 (USD Million)

Group	2017	2024	2025	2026	2027	2032	2040	CAGR (%)
ASEAN	xx.xx	xx.xx	xx.xx	xx.xx	xx.xx	xx.xx	xx.xx	xx.xx
BRICS	xx.xx	xx.xx	xx.xx	xx.xx	xx.xx	xx.xx	xx.xx	xx.xx
European Union	xx.xx	xx.xx	xx.xx	xx.xx	xx.xx	xx.xx	xx.xx	xx.xx
G7	xx.xx	xx.xx	xx.xx	xx.xx	xx.xx	xx.xx	xx.xx	xx.xx
GCC	xx.xx	xx.xx	xx.xx	xx.xx	xx.xx	xx.xx	xx.xx	xx.xx
NATO	xx.xx	xx.xx	xx.xx	xx.xx	xx.xx	xx.xx	xx.xx	xx.xx

Table 97. Global SoC & Memory Semiconductor Tester Market Size, by Equipment Leasing, by Country, 2017-2040 (USD Million)

Country	2017	2024	2025	2026	2027	2032	2040	CAGR (%)
Australia	xx.xx	xx.xx	xx.xx	xx.xx	xx.xx	xx.xx	xx.xx	xx.xx
Brazil	xx.xx	xx.xx	xx.xx	xx.xx	xx.xx	xx.xx	xx.xx	xx.xx
Canada	xx.xx	xx.xx	xx.xx	xx.xx	xx.xx	xx.xx	xx.xx	xx.xx
China	xx.xx	xx.xx	xx.xx	xx.xx	xx.xx	xx.xx	xx.xx	xx.xx
France	xx.xx	xx.xx	xx.xx	xx.xx	xx.xx	xx.xx	xx.xx	xx.xx
Germany	xx.xx	xx.xx	xx.xx	xx.xx	xx.xx	xx.xx	xx.xx	xx.xx
India	xx.xx	xx.xx	xx.xx	xx.xx	xx.xx	xx.xx	xx.xx	xx.xx
Italy	xx.xx	xx.xx	xx.xx	xx.xx	xx.xx	xx.xx	xx.xx	xx.xx
Japan	xx.xx	xx.xx	xx.xx	xx.xx	xx.xx	xx.xx	xx.xx	xx.xx
Mexico	xx.xx	xx.xx	xx.xx	xx.xx	xx.xx	xx.xx	xx.xx	xx.xx
Russia	xx.xx	xx.xx	xx.xx	xx.xx	xx.xx	xx.xx	xx.xx	xx.xx
South Korea	xx.xx	xx.xx	xx.xx	xx.xx	xx.xx	xx.xx	xx.xx	xx.xx
Spain	xx.xx	xx.xx	xx.xx	xx.xx	xx.xx	xx.xx	xx.xx	xx.xx
United Kingdom	xx.xx	xx.xx	xx.xx	xx.xx	xx.xx	xx.xx	xx.xx	xx.xx
United States	xx.xx	xx.xx	xx.xx	xx.xx	xx.xx	xx.xx	xx.xx	xx.xx
Others	xx.xx	xx.xx	xx.xx	xx.xx	xx.xx	xx.xx	xx.xx	xx.xx
Total	**xx.xx**	**xx.xx**	**xx.xx**	**xx.xx**	**xx.xx**	**xx.xx**	**xx.xx**	**xx.xx**

Sources & Evidence

1. IFRS - IFRIC Update March 2023

· Taxonomy evidence: A substantive supplier substitution right can prevent an identified-asset lease classification. Consequently, outsourced testing or managed capacity cannot automatically be classified as equipment leasing. ([ifrs.org](https://www.ifrs.org/news-and-events/updates/ifric/2023/ifric-update-march-2023/))

· Taxonomy evidence: The customer must have rights both to obtain substantially all economic benefits from the identified asset and to direct its use. These criteria support distinguishing equipment access from the purchase of outsourced testing services.

· Evidence informing base-year allocation inputs; displayed values and growth are calculated: The identified-asset, control and substantive-substitution criteria support distinguishing equipment leasing from outsourced testing services. This is a classification premise for both anchors, not evidence of market prevalence. ([ifrs.org](https://www.ifrs.org/news-and-events/updates/ifric/2023/ifric-update-march-2023/))

· Evidence informing forecast-year allocation inputs; displayed values and growth are calculated: The identified-asset, control and substantive-substitution criteria support distinguishing equipment leasing from outsourced testing services. This is a classification premise for both anchors, not evidence of market prevalence. ([ifrs.org](https://www.ifrs.org/news-and-events/updates/ifric/2023/ifric-update-march-2023/))

2. Advantest Corporation - Annual Securities Report and Business Report, April 1, 2025-March 31, 2026
   · Taxonomy evidence: Note xx.xx confirms customer operating leases of semiconductor test systems at March xx.xx 2025 and March xx.xx 2026. It does not identify leased models, isolate eligible SoC/memory consideration or establish newly supplied systems during calendar 2025. ([advantest.com](https://www.advantest.com/document/en/investors/ir-library/report/IR_SecuritiesandBusinesReport_84th_en.pdf))
   · Taxonomy evidence: Note xx.xx(xx.xx) reports semiconductor test systems leased to customers under operating leases at March xx.xx 2025 and March xx.xx 2026. The disclosure does not identify leased models or isolate SoC and memory equipment consideration.
   · Evidence informing the 2025 market-value input; displayed series and growth include calculations: Note xx.xx identifies customer operating leases of semiconductor test systems and JPY xx.xx of future payments receivable at March xx.xx 2025. This establishes a small supplier-specific leasing activity, not annual global leasing revenue. ([advantest.com](https://www.advantest.com/document/en/investors/ir-library/report/IR_SecuritiesandBusinesReport_84th_en.pdf))
   · Evidence informing the 2026 market-value input; displayed series and growth include calculations: Future customer lease payments receivable were JPY xx.xx at March xx.xx 2026; disclosed terms were one to three years and noncancelable. These figures qualify any assumption that OEM leasing is necessarily large or offers flexible exit. ([advantest.com](https://www.advantest.com/document/en/investors/ir-library/report/IR_SecuritiesandBusinesReport_84th_en.pdf))
   · Evidence informing base-year allocation inputs; displayed values and growth are calculated: Note xx.xx discloses customer operating leases, one-to-three-year noncancelable terms, and remaining payments of JPY xx.xx and JPY xx.xx at March xx.xx 2025 and March xx.xx 2026. These constrain contractual and adoption assumptions, not annual global leasing revenue or the final forecast share. ([advantest.com](https://www.advantest.com/document/en/investors/ir-library/report/IR_SecuritiesandBusinesReport_84th_en.pdf))
   · Evidence informing forecast-year allocation inputs; displayed values and growth are calculated: Note xx.xx discloses customer operating leases, one-to-three-year noncancelable terms, and remaining payments of JPY xx.xx and JPY xx.xx at March xx.xx 2025 and March xx.xx 2026. These constrain contractual and adoption assumptions, not annual global leasing revenue or the final forecast share. ([advantest.com](https://www.advantest.com/document/en/investors/ir-library/report/IR_SecuritiesandBusinesReport_84th_en.pdf))
3. Advantest - FY2024 Consolidated Financial Results Presentation, April 25, 2025
   · Evidence informing the 2023 market-value input; displayed series and growth include calculations: Quarterly product-revenue disclosures support calendar-2023 totals of JPY xx.xx for SoC testers and JPY xx.xx for memory testers, before modeled scope adjustments. ([advantest.com](https://www.advantest.com/document/en/investors/ir-library/result/JE_BIZ_250425_slide.pdf))
   · Evidence informing the 2024 market-value input; displayed series and growth include calculations: Quarterly product-revenue disclosures support calendar-2024 totals of JPY xx.xx for SoC testers and JPY xx.xx for memory testers; handling, services and system-level testing are disclosed separately. ([advantest.com](https://www.advantest.com/document/en/investors/ir-library/result/JE_BIZ_250425_slide.pdf))

4. Advantest - FY2025 Third Quarter Financial Results Presentation, January 28, 2026
   · Evidence informing the 2025 market-value input; displayed series and growth include calculations: The disclosed January-March 2025 quarter and April-December 2025 quarters produce calendar-2025 SoC tester revenue of JPY xx.xx and memory tester revenue of JPY xx.xx. These are supplier revenues, not a published global market total. ([advantest.com](https://www.advantest.com/document/en/investors/ir-library/result/JE_BIZ_260128_slide.pdf))
   · Evidence informing base-year allocation inputs; displayed values and growth are calculated: Quarterly ship-to records calibrate the Americas destination proxy; equipment scope and regional subdivision remain modeled.
   · Evidence informing base-year allocation inputs; displayed values and growth are calculated: Quarterly Europe destination revenue constrains the European equipment-demand weight.
   · Evidence informing base-year allocation inputs; displayed values and growth are calculated: Country ship-to revenue provides the main calibration for Asia-Pacific concentration.
   · Evidence informing base-year allocation inputs; displayed values and growth are calculated: China deliveries constrain the base country equipment-demand proxy.
   · Evidence informing base-year allocation inputs; displayed values and growth are calculated: Korea deliveries constrain the base country equipment-demand proxy.
   · Evidence informing base-year allocation inputs; displayed values and growth are calculated: Japan deliveries constrain the base country equipment-demand proxy.
5. Advantest - FY2026 First Quarter Financial Results Presentation, July 29, 2026
   · Evidence informing the 2026 market-value input; displayed series and growth include calculations: The presentation reports January-March 2026 SoC/memory revenues of JPY xx.xx/xx.xx and April-June revenues of JPY xx.xx/xx.xx. July guidance forecasts fiscal-2026 SoC/memory revenues of JPY xx.xx/xx.xx and supplies the fiscal-to-calendar bridge. Guidance is not realized revenue. ([advantest.com](https://www.advantest.com/document/en/investors/ir-library/result/JE_BIZ_260729_slide.pdf))
   · Evidence informing the 2040 market-value input; displayed series and growth include calculations: Current equipment revenue and company-specific capacity plans constrain the forecast starting point, not the assumed long-run growth rate or the 2040 result. ([advantest.com](https://www.advantest.com/document/en/investors/ir-library/result/JE_BIZ_260729_slide.pdf))

6. Teradyne, Inc. - Form 10-K for the Year Ended December 31, 2025
   - Evidence informing the 2023 market-value input; displayed series and growth include calculations: The revenue-disaggregation table reports 2023 point-in-time SoC revenue of USD xx.xx and memory revenue of USD xx.xx. Replacement parts require a further modeled deduction. ([investors.teradyne.com](https://investors.teradyne.com/sec-filings/all-sec-filings/content/xx.xx-xx.xx-xx.xx/xx.xx-xx.xx-xx.xx.pdf))
   - Evidence informing the 2024 market-value input; displayed series and growth include calculations: The filing reports 2024 point-in-time SoC revenue of USD xx.xx and memory revenue of USD xx.xx separately from over-time revenue and IST. ([investors.teradyne.com](https://investors.teradyne.com/sec-filings/all-sec-filings/content/xx.xx-xx.xx-xx.xx/xx.xx-xx.xx-xx.xx.pdf))
   - Evidence informing the 2025 market-value input; displayed series and growth include calculations: The filing reports 2025 point-in-time SoC revenue of USD xx.xx and memory revenue of USD xx.xx. Point-in-time recognition includes products and replacement parts and is therefore an equipment proxy rather than an exact complete-system subtotal. ([investors.teradyne.com](https://investors.teradyne.com/sec-filings/all-sec-filings/content/xx.xx-xx.xx-xx.xx/xx.xx-xx.xx-xx.xx.pdf))
   - Evidence informing base-year allocation inputs; displayed values and growth are calculated: Customer-site geography and broader revenue disclosures support the scoped national destination bridge.
   - Evidence informing base-year allocation inputs; displayed values and growth are calculated: Customer-site attribution distinguishes receiving locations from specifying customer headquarters.
   - Evidence informing base-year allocation inputs; displayed values and growth are calculated: Europe revenue requires a substantial modeled exclusion of adjacent businesses and services.
   - Evidence informing base-year allocation inputs; displayed values and growth are calculated: Disclosed Asian customer-site revenues constrain the joint regional proxy.
7. Teradyne, Inc. - Form 10-Q for the Quarterly Period Ended June 28, 2026
   - Evidence informing the 2026 market-value input; displayed series and growth include calculations: First-half 2026 point-in-time revenue was USD xx.xx for SoC and USD xx.xx for memory. Comparable first-half 2025 amounts were USD xx.xx and USD xx.xx independently establishing strong realized growth before the modeled second half. ([investors.teradyne.com](https://investors.teradyne.com/sec-filings/all-sec-filings/content/xx.xx-xx.xx-xx.xx/xx.xx-xx.xx-xx.xx.pdf))
8. Cohu, Inc. - Form 10-K for the Fiscal Year Ended December 27, 2025
   - Evidence informing the 2023 market-value input; displayed series and growth include calculations: Cohu reports 2023 systems-semiconductor test and inspection revenue of USD xx.xx. Only an assumed complete-tester and eligible-device portion enters this market. ([sec.gov](https://www.sec.gov/Archives/edgar/data/xx.xx/xx.xx/cohu20251227_10k.htm))
   - Evidence informing the 2024 market-value input; displayed series and growth include calculations: Cohu reports 2024 systems-semiconductor test and inspection revenue of USD xx.xx separately from non-systems revenue. ([sec.gov](https://www.sec.gov/Archives/edgar/data/xx.xx/xx.xx/cohu20251227_10k.htm))
   - Evidence informing the 2025 market-value input; displayed series and growth include calculations: Cohu reports 2025 systems-semiconductor test and inspection revenue of USD xx.xx. Automation, inspection, interfaces and recurring services prevent attribution of the whole company to SoC testers. ([sec.gov](https://www.sec.gov/Archives/edgar/data/xx.xx/xx.xx/cohu20251227_10k.htm))
   - Evidence informing base-year allocation inputs; displayed values and growth are calculated: Asian destination disclosures provide an independent supplier cross-check on regional concentration.

9. Hangzhou Changchuan Technology Co., Ltd. - 2025 Annual Report

· Evidence informing the 2024 market-value input; displayed series and growth include calculations: The product table reports 2024 tester revenue of CNY xx.xx, distinct from handlers and other products. Its SoC-eligible portion remains modeled. ([static.cninfo.com.cn](https://static.cninfo.com.cn/finalpage/2026-xx.xx-xx.xx/xx.xx.PDF))

· Evidence informing the 2025 market-value input; displayed series and growth include calculations: The product table reports 2025 tester revenue of CNY xx.xx. The filing's broader analog and digital portfolio requires a scope adjustment rather than inclusion of all tester revenue. ([static.cninfo.com.cn](https://static.cninfo.com.cn/finalpage/2026-xx.xx-xx.xx/xx.xx.PDF))

10. YC Corporation - Business Report for the Year Ended December 31, 2025

· Evidence informing the 2023 market-value input; displayed series and growth include calculations: The sales table reports KRW xx.xx for the 2023 memory-wafer-tester, semiconductor-equipment, parts, modification and related category. Complete-equipment attribution requires a deduction. ([kind.krx.co.kr](https://kind.krx.co.kr/external/2026/xx.xx/xx.xx/xx.xx/xx.xx/xx.xx.htm))

· Evidence informing the 2024 market-value input; displayed series and growth include calculations: The comparable 2024 category revenue is KRW xx.xx, not an independently isolated complete-tester total. ([kind.krx.co.kr](https://kind.krx.co.kr/external/2026/xx.xx/xx.xx/xx.xx/xx.xx/xx.xx.htm))

· Evidence informing the 2025 market-value input; displayed series and growth include calculations: The comparable 2025 category revenue is KRW xx.xx. Parts, modifications and other equipment remain a material scope uncertainty. ([kind.krx.co.kr](https://kind.krx.co.kr/external/2026/xx.xx/xx.xx/xx.xx/xx.xx/xx.xx.htm))

11. Chroma ESG - About Chroma: 2025 Group Financial and Operating Profile

· Evidence informing the 2025 market-value input; displayed series and growth include calculations: Chroma's own disclosure states 2025 group consolidated revenue of USD xx.xx. This broad corporate amount constrains, but does not directly measure, its eligible complete-SoC-tester revenue. ([csr.chromaate.com](https://csr.chromaate.com/en/esg-en/green-chroma-en/brand-en))

12. Chroma ESG - Green Revenue and Financial Performance, 2025

· Evidence informing the 2024 market-value input; displayed series and growth include calculations: Chroma reports 2025 consolidated revenue growth of xx.xx%. The model uses this company growth rate to backcast its small 2024 scoped revenue budget at a constant conversion basis, not as an observed 2024 tester subtotal. ([csr.chromaate.com](https://csr.chromaate.com/en/esg-en/green-chroma-en/green-revenue-en))

· Evidence informing the 2025 market-value input; displayed series and growth include calculations: The disclosure distinguishes broad measurement products and SLT demand, reinforcing the need to exclude unrelated corporate revenue from the SoC/memory tester estimate. ([csr.chromaate.com](https://csr.chromaate.com/en/esg-en/green-chroma-en/green-revenue-en))

13. Federal Reserve Board - Foreign Exchange Rates, G.5A, January 5, 2026

· Evidence informing the 2023 market-value input; displayed series and growth include calculations: The official annual-average exchange-rate release supplies the currency-conversion benchmark; the model uses JPY xx.xx per USD for its large calendar-2023 Japanese revenue anchor and an explicitly rounded KRW conversion for the smaller Korean budget. ([fred.stlouisfed.org](https://fred.stlouisfed.org/series/AEXJPUS/))

· Evidence informing the 2024 market-value input; displayed series and growth include calculations: The model uses JPY xx.xx per USD for calendar 2024; small CNY and KRW budgets use disclosed approximate conversion assumptions close to the official annual averages. ([fred.stlouisfed.org](https://fred.stlouisfed.org/series/AEXJPUS/))

· Evidence informing the 2025 market-value input; displayed series and growth include calculations: The model uses JPY xx.xx per USD for calendar 2025. CNY xx.xx and KRW xx.xx per USD are rounded modeling conventions, not the release's exact observations. ([fred.stlouisfed.org](https://fred.stlouisfed.org/series/AEXJPUS/))

14. SEMI - 2018 Global Semiconductor Equipment Sales Jump to Record USD 64.5 Billion

    · Evidence informing the 2017 market-value input; displayed series and growth include calculations: The association's member-billings release reports xx.xx% growth in total test equipment sales in 2018. Its inverse supplies the 2017 historical proxy; it is not a direct observation of the narrower captured market. ([www1.semi.org](https://www1.semi.org/en/2018-global-semiconductor-equipment-sales-jump-record-xx.xx-billion))

    · Evidence informing the 2018 market-value input; displayed series and growth include calculations: The release reports approximately USD xx.xx of total semiconductor-equipment sales in 2018, used only with the 2019 equipment total as a disclosed broad-cycle proxy. ([www1.semi.org](https://www1.semi.org/en/2018-global-semiconductor-equipment-sales-jump-record-xx.xx-billion))

15. SEMI - 2020 Global Semiconductor Equipment Sales Surge 19% to Industry Record USD 71.2 Billion

    · Evidence informing the 2018 market-value input; displayed series and growth include calculations: The release reports 2019 total equipment billings of USD xx.xx. Relative to the published approximate 2018 total, this supplies a broad-equipment downturn proxy, not an observed SoC/memory tester growth rate. ([semi.org](https://www.semi.org/en/news-media-press/semi-press-releases/annual-global-semiconductor-equipment-sales))

    · Evidence informing the 2019 market-value input; displayed series and growth include calculations: Reported 2020 total-test-equipment growth of xx.xx% supplies the inverse bridge into 2019. ([semi.org](https://www.semi.org/en/news-media-press/semi-press-releases/annual-global-semiconductor-equipment-sales))

    · Evidence informing the 2020 market-value input; displayed series and growth include calculations: The association's member-submitted billings dataset reports xx.xx% total-test-equipment growth in 2020, used as a historical demand-cycle proxy. ([semi.org](https://www.semi.org/en/news-media-press/semi-press-releases/annual-global-semiconductor-equipment-sales))

16. SEMI - 2021 Global Semiconductor Equipment Sales Surge 44% to Industry Record USD 102.6 Billion

    · Evidence informing the 2020 market-value input; displayed series and growth include calculations: Reported total-test-equipment sales growth of xx.xx% in 2021 supports the inverse bridge from the 2021 estimate to 2020. ([semi.org](https://www.semi.org/en/news-media-press-releases/semi-press-releases/2021-global-semiconductor-equipment-sales-surge-xx.xx%xx.xx-to-industry-record-%xx.xx-billion-semi-reports))

    · Evidence informing the 2021 market-value input; displayed series and growth include calculations: The xx.xx% test-equipment increase is a member-billings observation for a broader equipment class, not the final market value returned here. ([semi.org](https://www.semi.org/en/news-media-press-releases/semi-press-releases/2021-global-semiconductor-equipment-sales-surge-xx.xx%xx.xx-to-industry-record-%xx.xx-billion-semi-reports))

17. SEMI - Global Semiconductor Equipment Billings Reach Industry Record USD 107.6 Billion in 2022

    · Evidence informing the 2021 market-value input; displayed series and growth include calculations: The release reports a xx.xx% contraction in total-test-equipment billings in 2022, supporting the inverse historical bridge into 2021. ([semi.org](https://www.semi.org/en/news-media-press-releases/semi-press-releases/global-semiconductor-equipment-billings-reach-industry-record-%xx.xx-billion-in-2022-semi-reports))

18. SEMI - Global Semiconductor Equipment Billings Slip to USD 106.3 Billion in 2023

    · Evidence informing the 2023 market-value input; displayed series and growth include calculations: The xx.xx% broader test-equipment decline supplies a historical-cycle constraint and one small-supplier backcast assumption, not the target-market level. ([semi.org](https://www.semi.org/en/news-media-press-releases/semi-press-releases/global-semiconductor-equipment-billings-slip-to-%xx.xx-billion-in-2023-semi-reports))

19. SEMI - Global Semiconductor Equipment Billings Surged to USD 117 Billion in 2024

    · Evidence informing the 2024 market-value input; displayed series and growth include calculations: Realized total-test-equipment billings increased xx.xx% in 2024. This independently checks the direction and approximate magnitude of the modeled target-market recovery without substituting the broader category for this market. ([semi.org](https://www.semi.org/en/semi-press-release/global-semiconductor-equipment-billings-surged-to-xx.xx-billion-dollars-in-2024-semi-reports))

20. SEMI - Global Semiconductor Equipment Billings Reached USD 135 Billion in 2025
    - Evidence informing the 2025 market-value input; displayed series and growth include calculations: The association reports realized total-test-equipment billings growth of xx.xx% in 2025. The modeled target-market increase of approximately xx.xx% is directionally consistent; differing product boundaries prevent an exact reconciliation.
    ([semi.org](https://www.semi.org/en/SEMI-Reports-Global-Semiconductor-Equipment-Billings-Reached-xx.xx-Billion-in-2025))
21. Amkor Technology, Inc. - Form 10-K for the Year Ended December 31, 2025
    - Evidence informing the 2025 market-value input; displayed series and growth include calculations: Amkor reports 2025 capital expenditures of USD xx.xx versus USD xx.xx in 2024, covering packaging, testing and facilities. The amount is a buyer-spending constraint, not tester-only spending.
    ([sec.gov](https://www.sec.gov/Archives/edgar/data/xx.xx/xx.xx/amkr-xx.xx.htm))
    - Evidence informing the 2026 market-value input; displayed series and growth include calculations: The filing's USD xx.xx-xx.xx 2026 capital-expenditure expectation is primarily increased by Arizona construction. It cannot be treated as an equivalent tester award or annual tester-market increment.
    ([sec.gov](https://www.sec.gov/Archives/edgar/data/xx.xx/xx.xx/amkr-xx.xx.htm))
    - Evidence informing the 2028 market-value input; displayed series and growth include calculations: Standardized tester investment, customer-consigned equipment and equipment-redeployment risks qualify the conversion from announced capacity projects to incremental tester purchases. No project investment is added directly to the 2028 forecast.
    ([sec.gov](https://www.sec.gov/Archives/edgar/data/xx.xx/xx.xx/amkr-xx.xx.htm))
    - Evidence informing the 2029 market-value input; displayed series and growth include calculations: The buyer's broad spending and commitment disclosures support retaining procurement-conversion and reuse uncertainty rather than equating project completion with tester sales.
    ([sec.gov](https://www.sec.gov/Archives/edgar/data/xx.xx/xx.xx/amkr-xx.xx.htm))
    - Evidence informing base-year allocation inputs; displayed values and growth are calculated: Location-specific property and equipment supports geographically distinct buyer pools, not direct annual tester spending.
    - Evidence informing forecast-year allocation inputs; displayed values and growth are calculated: Location-specific property and equipment supports geographically distinct buyer pools, not direct annual tester spending.
    - Evidence informing base-year allocation inputs; displayed values and growth are calculated: Korea operating assets corroborate local packaging and test activity without equating assets to annual equipment purchases.
22. Intel Corporation - Form 10-K for the Year Ended December 27, 2025
    - Evidence informing forecast-year allocation inputs; displayed values and growth are calculated: Discontinued Germany expansion constrains the forecast; no canceled-project tester increment is included.
    - Evidence informing forecast-year allocation inputs; displayed values and growth are calculated: Costa Rican consolidation is counterevidence to uniform Latin American equipment expansion.
23. Micron Technology, Inc. - Form 10-K for the Fiscal Year Ended August 28, 2025
    - Evidence informing base-year allocation inputs; displayed values and growth are calculated: India's disclosed component assembly/test location supports the base procurement pipeline, not a reported spending amount.
24. Micron - Celebrates Opening of India's First Semiconductor Assembly and Test Facility, February 28, 2026
    - Evidence informing forecast-year allocation inputs; displayed values and growth are calculated: Commercial commencement and aggregate shipment expectations support a post-2025 expansion premise; they do not measure tester expenditure.
25. Amkor - Announces Phase 2 of Arizona Advanced Packaging and Test Campus, September 8, 2026
    - Evidence informing forecast-year allocation inputs; displayed values and growth are calculated: Phase-two construction and completion expectations support delayed procurement conversion, not a 2025 equipment award.
26. NIST - Appendix: The CHIPS Program Office Vision for Success, Two Years Later, January 2025
    - Evidence informing forecast-year allocation inputs; displayed values and growth are calculated: Device-manufacturing and packaging project locations constrain the national expansion opportunity; award ceilings are not tester spending.

27. Chips Joint Undertaking - EU Strengthens Semiconductor Sovereignty with Pilot Lines and Competence Centres, April 2025
    - Evidence informing base-year allocation inputs; displayed values and growth are calculated: Selection of xx.xx competence centres across xx.xx countries supports broad research access, not equal local tester purchases.
    - Evidence informing forecast-year allocation inputs; displayed values and growth are calculated: Selection of xx.xx competence centres across xx.xx countries supports broad research access, not equal local tester purchases.
28. HT Micron - Quality Management and Brazilian Operating Scope
    - Evidence informing base-year allocation inputs; displayed values and growth are calculated: Company disclosure establishes Brazilian semiconductor encapsulation and testing activity, but not tester-only expenditure.
    - Evidence informing forecast-year allocation inputs; displayed values and growth are calculated: Company disclosure establishes Brazilian semiconductor encapsulation and testing activity, but not tester-only expenditure.
29. NXP Semiconductors - 2025 Annual Report and Financial Statements
    - Evidence informing base-year allocation inputs; displayed values and growth are calculated: Disclosed China back-end activity supports a local equipment-purchaser pool.
    - Evidence informing forecast-year allocation inputs; displayed values and growth are calculated: Disclosed China back-end activity supports a local equipment-purchaser pool.
30. Brazil MDIC - Complexo Eletroeletrônico e de Semicondutores
    - Evidence informing forecast-year allocation inputs; displayed values and growth are calculated: Brasil Semicon is national policy context; its overview does not establish a particular eligible tester purchase or fiscal benefit.
31. TEAM A.T.E. - Services
    - Evidence informing base-year allocation inputs; displayed values and growth are calculated: System rentals, rent-to-own arrangements and leases establish a third-party equipment-access route. The stated field-service limitation qualifies universal availability; neither the offering nor its category list supplies numerical leasing weights. ([team-ate.com](https://www.team-ate.com/services))
    - Evidence informing forecast-year allocation inputs; displayed values and growth are calculated: System rentals, rent-to-own arrangements and leases establish a third-party equipment-access route. The stated field-service limitation qualifies universal availability; neither the offering nor its category list supplies numerical leasing weights. ([team-ate.com](https://www.team-ate.com/services))

13. SoC & Memory Semiconductor Tester Market, by Sales Channel

Direct Sales and Distributor and Reseller Sales differ primarily in who makes the equipment commitment and assumes the associated obligations. Teradyne's 2025 filing describes predominantly direct selling outside Robotics and distinguishes platform-specifying customers from purchasing customers. ▪ ▪▪▪▪▪▪▪▪▪▪▪▪▪ ▪▪▪▪▪▪▪▪ ▪▪▪▪▪▪▪▪▪ ▪ ▪▪▪▪▪▪▪ ▪▪▪▪▪▪▪▪▪ ▪▪▪▪ ▪▪▪ ▪▪▪▪▪▪▪ ▪ ▪▪▪▪▪▪▪▪ ▪▪▪▪▪▪▪ ▪▪▪▪▪▪▪ ▪▪▪▪▪▪▪ ▪▪▪▪▪▪▪▪▪▪▪▪▪ ▪▪▪▪▪▪▪▪▪ ▪▪▪ ▪▪▪▪▪▪▪▪▪▪▪ ▪▪▪▪▪▪▪ ▪▪▪▪▪▪▪▪▪ ▪▪▪ ▪▪▪▪▪▪▪▪▪▪▪ ▪▪▪▪▪▪▪ ▪▪▪ ▪▪▪▪▪▪▪▪▪▪▪ ▪▪▪▪▪▪▪▪▪▪▪▪▪ ▪▪▪▪▪▪▪▪▪▪▪ ▪▪▪▪▪ ▪▪▪ ▪▪▪▪▪▪▪▪▪ ▪▪▪▪▪▪▪▪▪▪▪

The intermediary route can involve inventory ownership, representation, or both. ▪▪▪▪ ▪▪▪▪▪▪▪ ▪▪▪▪▪▪▪▪▪ ▪▪▪▪▪▪▪▪▪▪▪ ▪▪▪▪▪▪▪ ▪▪▪▪▪▪▪▪▪ ▪▪▪ ▪▪▪▪▪▪▪▪▪ ▪▪▪ ▪▪▪▪▪▪▪ ▪▪▪▪▪▪▪ ▪▪▪▪▪ ▪▪ ▪▪▪▪▪ ▪▪▪▪▪▪▪▪▪▪▪▪▪ ▪▪ ▪▪▪▪▪▪▪▪▪▪ ▪▪▪▪▪▪▪▪▪ ▪▪▪▪▪▪▪▪▪▪▪▪ ▪▪▪ ▪▪▪▪▪▪▪▪▪ ▪▪ ▪▪▪▪▪▪▪▪▪▪ ▪▪▪▪▪▪▪▪▪▪▪▪ ▪▪▪▪▪ ▪▪▪ ▪▪▪▪▪▪▪▪▪▪ ▪▪▪▪▪▪▪▪▪▪ ▪▪▪▪▪▪▪▪▪▪▪▪▪▪▪ Buyers should establish whether the intermediary sells equipment on its own account or represents a manufacturer, and obtain the applicable product and territory mandate before treating the offer as an OEM-backed commitment.

Continuing support is a decisive counterforce to acquisition flexibility. TEAM A.T.▪▪ ▪▪▪▪▪▪▪ ▪▪▪▪ ▪▪ ▪▪▪▪ ▪▪▪ ▪▪▪▪▪▪▪▪ ▪ ▪▪▪▪▪▪▪▪▪ ▪▪▪▪▪▪▪▪▪▪▪▪▪ ▪▪▪▪▪▪▪▪▪▪▪▪▪ ▪▪▪▪▪▪▪▪▪▪▪ ▪▪▪ ▪▪▪▪▪▪▪▪▪ ▪▪▪▪▪▪▪ ▪▪ ▪▪▪▪▪▪▪▪▪ ▪▪▪▪▪▪▪▪▪ ▪▪▪▪▪▪▪▪ ▪▪▪▪▪▪▪▪▪▪ ▪▪▪▪▪▪▪▪▪▪▪▪▪ ▪▪▪ ▪▪▪▪▪▪▪▪▪▪▪▪▪ ▪ ▪▪▪▪▪▪▪▪ ▪▪▪▪▪ ▪▪▪ ▪▪▪ ▪ ▪▪▪▪▪▪▪▪▪▪ ▪▪▪▪▪▪▪▪▪▪▪▪▪▪▪▪▪▪▪ ▪▪▪▪▪▪▪▪▪▪▪▪▪ ▪▪ ▪▪▪▪▪▪▪▪▪▪▪▪ ▪▪▪▪▪ ▪▪▪ ▪▪▪▪▪▪▪ ▪▪▪▪ ▪ ▪▪▪▪▪ ▪▪▪▪▪▪▪▪ ▪▪▪▪▪▪▪▪▪▪▪▪▪ ▪▪▪▪▪▪▪▪▪▪▪ ▪▪▪ ▪▪▪▪▪▪▪▪ ▪▪▪▪▪▪▪▪▪▪▪▪▪▪▪▪ ▪▪▪▪▪▪▪▪ ▪▪▪▪▪▪▪▪ ▪▪▪▪▪ ▪▪▪▪▪ ▪▪▪▪▪▪▪▪▪▪▪▪▪ ▪▪▪▪▪ ▪▪▪▪▪▪▪▪▪▪ ▪▪▪ ▪▪▪▪▪▪▪▪▪ ▪▪▪▪▪▪▪ ▪▪▪▪▪▪▪▪▪ ▪▪▪▪▪▪▪▪ ▪▪▪▪▪▪▪▪ ▪▪▪▪▪▪▪▪▪▪▪▪▪▪▪ ▪▪▪ ▪▪▪ ▪▪▪▪▪▪▪▪▪▪▪ ▪▪▪▪▪▪▪▪▪▪▪▪ ▪▪▪▪▪▪▪ ▪▪▪▪▪▪▪▪▪▪▪▪

Figure 20. Global SoC & Memory Semiconductor Tester Market Size, by Sales Channel, 2025 (%)

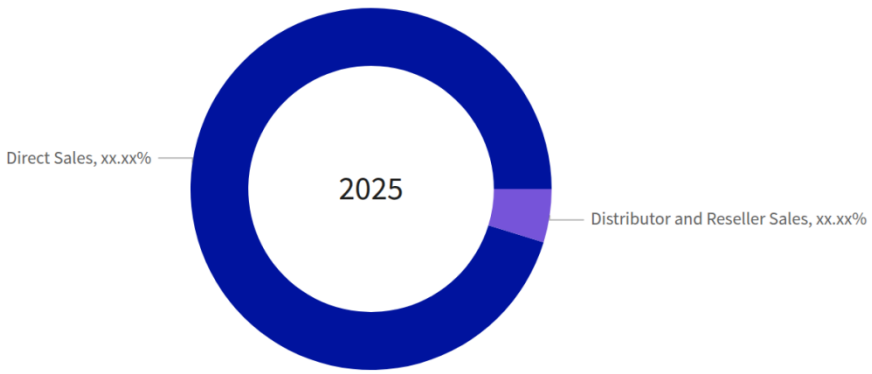

Figure 21. Global SoC & Memory Semiconductor Tester Market, by Sales Channel, 2032 (USD Million)

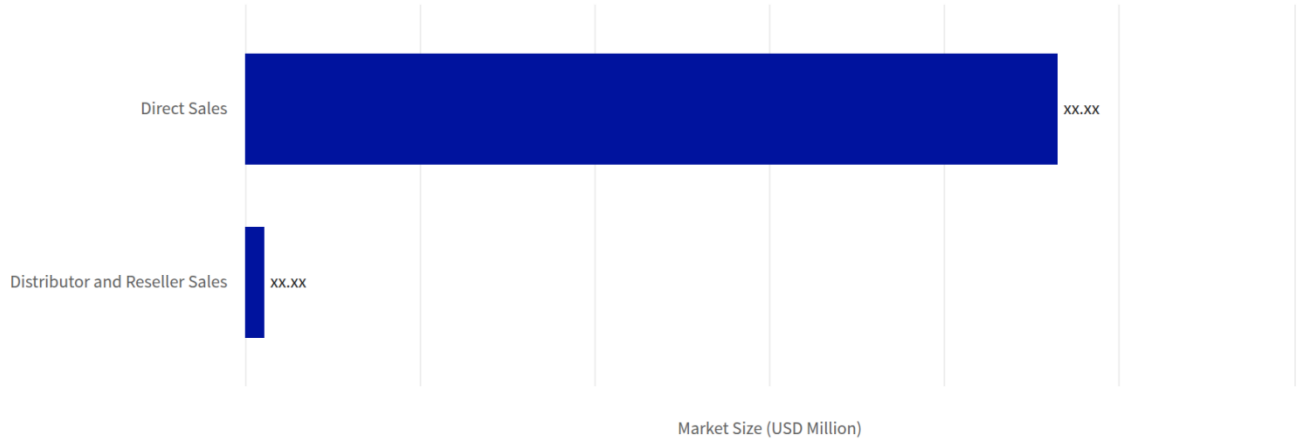

Table 98. Global SoC & Memory Semiconductor Tester Market, by Sales Channel growth contribution, 2025-2032

Category	2025 value (USD Million)	2032 value (USD Million)	Added value (USD Million)	2025 share (%)	2032 share (%)	Change (pp)	Growth share (%)	CAGR (%)
Direct Sales	xx.xx	xx.xx	xx.xx	xx.xx	xx.xx	xx.xx	xx.xx	xx.xx
Distributor and Reseller Sales	xx.xx	xx.xx	xx.xx	xx.xx	xx.xx	xx.xx	xx.xx	xx.xx
Scope total	**xx.xx**	**xx.xx**	**xx.xx**	**xx.xx**	**xx.xx**	**xx.xx**	**xx.xx**	**xx.xx**

Table 99. Global SoC & Memory Semiconductor Tester Market Size, by Sales Channel, 2017-2040 (USD Million)

Sales Channel	2017	2024	2025	2026	2027	2032	2040	CAGR (%)
Direct Sales	xx.xx	xx.xx	xx.xx	xx.xx	xx.xx	xx.xx	xx.xx	xx.xx
Distributor and Reseller Sales	xx.xx	xx.xx	xx.xx	xx.xx	xx.xx	xx.xx	xx.xx	xx.xx
Total	**xx.xx**	**xx.xx**	**xx.xx**	**xx.xx**	**xx.xx**	**xx.xx**	**xx.xx**	**xx.xx**

Sources & Evidence

1. Business | Advantest Pre-Owned Solutions | ADVANTEST CORPORATION

   · Advantest's pre-owned business explicitly includes license switching, installation, and maintenance support, providing a documented OEM-managed alternative. ([advantest.com](https://www.advantest.com/en/customer-services/apo/business/))

   · Evidence informing base-year allocation inputs; displayed values and growth are calculated: OEM-managed pre-owned transactions include license switching, installation and maintenance, supporting direct classification when the consolidated manufacturer is the seller regardless of equipment age. ([advantest.com](https://www.advantest.com/en/customer-services/apo/business/))

   · Evidence informing forecast-year allocation inputs; displayed values and growth are calculated: OEM-managed pre-owned transactions include license switching, installation and maintenance, supporting direct classification when the consolidated manufacturer is the seller regardless of equipment age. ([advantest.com](https://www.advantest.com/en/customer-services/apo/business/))

   · Evidence informing base-year allocation inputs; displayed values and growth are calculated: The OEM-managed resale alternative qualifies an assumption that all pre-owned equipment passes through independent resellers and provides a commercial counterforce to merchant growth, without measuring its magnitude. ([advantest.com](https://www.advantest.com/en/customer-services/apo/business/))

   · Evidence informing forecast-year allocation inputs; displayed values and growth are calculated: The OEM-managed resale alternative qualifies an assumption that all pre-owned equipment passes through independent resellers and provides a commercial counterforce to merchant growth, without measuring its magnitude. ([advantest.com](https://www.advantest.com/en/customer-services/apo/business/))

2. TEAM A.T.E. | Services

   · TEAM A.T.E. describes purchasing surplus inventory, as-is and refurbished sales, representation in specified territories, and the absence of a worldwide field-service organization. ([team-ate.com](https://www.team-ate.com/services))

   · Evidence informing base-year allocation inputs; displayed values and growth are calculated: The company distinguishes its representation activities from inventory-based equipment transactions, supporting role-specific classification rather than assigning every represented OEM transaction to resale. ([team-ate.com](https://www.team-ate.com/services))

   · Evidence informing forecast-year allocation inputs; displayed values and growth are calculated: The company distinguishes its representation activities from inventory-based equipment transactions, supporting role-specific classification rather than assigning every represented OEM transaction to resale. ([team-ate.com](https://www.team-ate.com/services))

   · Evidence informing base-year allocation inputs; displayed values and growth are calculated: Purchasing surplus equipment for inventory, SoC/memory equipment offerings and rental/lease arrangements establish merchant commercial routes. The absence of a worldwide field-service organization qualifies support assumptions but supplies no revenue weight. ([team-ate.com](https://www.team-ate.com/services))

   · Evidence informing forecast-year allocation inputs; displayed values and growth are calculated: Purchasing surplus equipment for inventory, SoC/memory equipment offerings and rental/lease arrangements establish merchant commercial routes. The absence of a worldwide field-service organization qualifies support assumptions but supplies no revenue weight. ([team-ate.com](https://www.team-ate.com/services))

3. Teradyne, Inc. Form 10-K for the Year Ended December 31, 2025

· The 2025 filing describes predominantly direct selling outside Robotics and distinguishes platform-specifying customers from purchasing customers.
([investors.teradyne.com](https://investors.teradyne.com/sec-filings/all-sec-filings/content/xx.xx-xx.xx-xx.xx/xx.xx-xx.xx-xx.xx.pdf))

· Taxonomy evidence: The filing describes predominantly direct selling outside Robotics. Its distributor-led Robotics statement cannot establish a semiconductor-tester reseller allocation.
([investors.teradyne.com](https://investors.teradyne.com/sec-filings/all-sec-filings/content/xx.xx-xx.xx-xx.xx/xx.xx-xx.xx-xx.xx.pdf))

· Taxonomy evidence: The Sales and Distribution section distinguishes specifying customers that choose platforms from purchasing customers that place orders and receive equipment. Platform specification therefore does not itself establish a reseller role.

· Evidence informing the 2023 market-value input; displayed series and growth include calculations: The revenue-disaggregation table reports 2023 point-in-time SoC revenue of USD xx.xx and memory revenue of USD xx.xx. Replacement parts require a further modeled deduction.
([investors.teradyne.com](https://investors.teradyne.com/sec-filings/all-sec-filings/content/xx.xx-xx.xx-xx.xx/xx.xx-xx.xx-xx.xx.pdf))

· Evidence informing the 2024 market-value input; displayed series and growth include calculations: The filing reports 2024 point-in-time SoC revenue of USD xx.xx and memory revenue of USD xx.xx separately from over-time revenue and IST.
([investors.teradyne.com](https://investors.teradyne.com/sec-filings/all-sec-filings/content/xx.xx-xx.xx-xx.xx/xx.xx-xx.xx-xx.xx.pdf))

· Evidence informing the 2025 market-value input; displayed series and growth include calculations: The filing reports 2025 point-in-time SoC revenue of USD xx.xx and memory revenue of USD xx.xx. Point-in-time recognition includes products and replacement parts and is therefore an equipment proxy rather than an exact complete-system subtotal.
([investors.teradyne.com](https://investors.teradyne.com/sec-filings/all-sec-filings/content/xx.xx-xx.xx-xx.xx/xx.xx-xx.xx-xx.xx.pdf))

· Evidence informing base-year allocation inputs; displayed values and growth are calculated: Predominantly direct selling outside Robotics and disclosed 2025 SoC/memory product revenue constrain the manufacturer-led base allocation and the continuing direct-selling premise; they do not disclose global channel percentages.
([investors.teradyne.com](https://investors.teradyne.com/sec-filings/all-sec-filings/content/xx.xx-xx.xx-xx.xx/xx.xx-xx.xx-xx.xx.pdf))

· Evidence informing forecast-year allocation inputs; displayed values and growth are calculated: Predominantly direct selling outside Robotics and disclosed 2025 SoC/memory product revenue constrain the manufacturer-led base allocation and the continuing direct-selling premise; they do not disclose global channel percentages.
([investors.teradyne.com](https://investors.teradyne.com/sec-filings/all-sec-filings/content/xx.xx-xx.xx-xx.xx/xx.xx-xx.xx-xx.xx.pdf))

· Evidence informing base-year allocation inputs; displayed values and growth are calculated: The distinction between platform-specifying and equipment-purchasing customers prevents classifying an operating purchaser as a reseller merely because another company selected the platform.
([investors.teradyne.com](https://investors.teradyne.com/sec-filings/all-sec-filings/content/xx.xx-xx.xx-xx.xx/xx.xx-xx.xx-xx.xx.pdf))

· Evidence informing forecast-year allocation inputs; displayed values and growth are calculated: The distinction between platform-specifying and equipment-purchasing customers prevents classifying an operating purchaser as a reseller merely because another company selected the platform.
([investors.teradyne.com](https://investors.teradyne.com/sec-filings/all-sec-filings/content/xx.xx-xx.xx-xx.xx/xx.xx-xx.xx-xx.xx.pdf))

4. Statistics Canada - NAICS Canada 2022 Version 1.0: Wholesale Trade and Agents and Brokers Definitions

· Taxonomy evidence: The official classification distinguishes merchants selling on their own account from agents and brokers arranging transactions for others. This provides the commercial-role basis for separating resale from representation; it does not establish semiconductor channel shares.

5. Advantest - FY2024 Consolidated Financial Results Presentation, April 25, 2025

· Evidence informing the 2023 market-value input; displayed series and growth include calculations: Quarterly product-revenue disclosures support calendar-2023 totals of JPY xx.xx for SoC testers and JPY xx.xx for memory testers, before modeled scope adjustments. ([advantest.com](https://www.advantest.com/document/en/investors/ir-library/result/JE_BIZ_250425_slide.pdf))

· Evidence informing the 2024 market-value input; displayed series and growth include calculations: Quarterly product-revenue disclosures support calendar-2024 totals of JPY xx.xx for SoC testers and JPY xx.xx for memory testers; handling, services and system-level testing are disclosed separately. ([advantest.com](https://www.advantest.com/document/en/investors/ir-library/result/JE_BIZ_250425_slide.pdf))

6. Advantest - FY2025 Third Quarter Financial Results Presentation, January 28, 2026

· Evidence informing the 2025 market-value input; displayed series and growth include calculations: The disclosed January-March 2025 quarter and April-December 2025 quarters produce calendar-2025 SoC tester revenue of JPY xx.xx and memory tester revenue of JPY xx.xx. These are supplier revenues, not a published global market total. ([advantest.com](https://www.advantest.com/document/en/investors/ir-library/result/JE_BIZ_260128_slide.pdf))

· Evidence informing base-year allocation inputs; displayed values and growth are calculated: Quarterly product disclosures reconstruct calendar-2025 SoC revenue of JPY xx.xx and memory revenue of JPY xx.xx, supporting the retained scoped manufacturer budget rather than an observed channel share. ([advantest.com](https://www.advantest.com/document/en/investors/ir-library/result/JE_BIZ_260128_slide.pdf))

· Evidence informing base-year allocation inputs; displayed values and growth are calculated: The manufacturer equipment budget provides the economic scale against which inherited intermediary penetration is allocated; the presentation does not quantify reseller receipts. ([advantest.com](https://www.advantest.com/document/en/investors/ir-library/result/JE_BIZ_260128_slide.pdf))

7. Advantest - FY2026 First Quarter Financial Results Presentation, July 29, 2026

· Evidence informing the 2026 market-value input; displayed series and growth include calculations: The presentation reports January-March 2026 SoC/memory revenues of JPY xx.xx/xx.xx and April-June revenues of JPY xx.xx/xx.xx. July guidance forecasts fiscal-2026 SoC/memory revenues of JPY xx.xx/xx.xx and supplies the fiscal-to-calendar bridge. Guidance is not realized revenue. ([advantest.com](https://www.advantest.com/document/en/investors/ir-library/result/JE_BIZ_260729_slide.pdf))

· Evidence informing the 2040 market-value input; displayed series and growth include calculations: Current equipment revenue and company-specific capacity plans constrain the forecast starting point, not the assumed long-run growth rate or the 2040 result. ([advantest.com](https://www.advantest.com/document/en/investors/ir-library/result/JE_BIZ_260729_slide.pdf))

8. Teradyne, Inc. - Form 10-Q for the Quarterly Period Ended June 28, 2026

· Evidence informing the 2026 market-value input; displayed series and growth include calculations: First-half 2026 point-in-time revenue was USD xx.xx for SoC and USD xx.xx for memory. Comparable first-half 2025 amounts were USD xx.xx and USD xx.xx independently establishing strong realized growth before the modeled second half. ([investors.teradyne.com](https://investors.teradyne.com/sec-filings/all-sec-filings/content/xx.xx-xx.xx-xx.xx/xx.xx-xx.xx-xx.xx.pdf))

9. Cohu, Inc. - Form 10-K for the Fiscal Year Ended December 27, 2025
   - Evidence informing the 2023 market-value input; displayed series and growth include calculations: Cohu reports 2023 systems-semiconductor test and inspection revenue of USD xx.xx. Only an assumed complete-tester and eligible-device portion enters this market. ([sec.gov](https://www.sec.gov/Archives/edgar/data/xx.xx/xx.xx/cohu20251227_10k.htm))
   - Evidence informing the 2024 market-value input; displayed series and growth include calculations: Cohu reports 2024 systems-semiconductor test and inspection revenue of USD xx.xx separately from non-systems revenue. ([sec.gov](https://www.sec.gov/Archives/edgar/data/xx.xx/xx.xx/cohu20251227_10k.htm))
   - Evidence informing the 2025 market-value input; displayed series and growth include calculations: Cohu reports 2025 systems-semiconductor test and inspection revenue of USD xx.xx. Automation, inspection, interfaces and recurring services prevent attribution of the whole company to SoC testers. ([sec.gov](https://www.sec.gov/Archives/edgar/data/xx.xx/xx.xx/cohu20251227_10k.htm))
   - Evidence informing base-year allocation inputs; displayed values and growth are calculated: Cohu describes a primarily direct commercial model supported by targeted independent representatives, supporting direct attribution where the manufacturer remains the contractual seller. ([sec.gov](https://www.sec.gov/Archives/edgar/data/xx.xx/xx.xx/cohu20251227_10k.htm))
   - Evidence informing forecast-year allocation inputs; displayed values and growth are calculated: Cohu describes a primarily direct commercial model supported by targeted independent representatives, supporting direct attribution where the manufacturer remains the contractual seller. ([sec.gov](https://www.sec.gov/Archives/edgar/data/xx.xx/xx.xx/cohu20251227_10k.htm))
   - Evidence informing base-year allocation inputs; displayed values and growth are calculated: Independent-representative commissions are identified in selling expenses; representation alone does not establish title-taking equipment resale or a numerical distributor share. ([sec.gov](https://www.sec.gov/Archives/edgar/data/xx.xx/xx.xx/cohu20251227_10k.htm))
   - Evidence informing forecast-year allocation inputs; displayed values and growth are calculated: Independent-representative commissions are identified in selling expenses; representation alone does not establish title-taking equipment resale or a numerical distributor share. ([sec.gov](https://www.sec.gov/Archives/edgar/data/xx.xx/xx.xx/cohu20251227_10k.htm))
10. Hangzhou Changchuan Technology Co., Ltd. - 2025 Annual Report
   - Evidence informing the 2024 market-value input; displayed series and growth include calculations: The product table reports 2024 tester revenue of CNY xx.xx, distinct from handlers and other products. Its SoC-eligible portion remains modeled. ([static.cninfo.com.cn](https://static.cninfo.com.cn/finalpage/2026-xx.xx-xx.xx/xx.xx.PDF))
   - Evidence informing the 2025 market-value input; displayed series and growth include calculations: The product table reports 2025 tester revenue of CNY xx.xx. The filing's broader analog and digital portfolio requires a scope adjustment rather than inclusion of all tester revenue. ([static.cninfo.com.cn](https://static.cninfo.com.cn/finalpage/2026-xx.xx-xx.xx/xx.xx.PDF))
11. YC Corporation - Business Report for the Year Ended December 31, 2025
   - Evidence informing the 2023 market-value input; displayed series and growth include calculations: The sales table reports KRW xx.xx for the 2023 memory-wafer-tester, semiconductor-equipment, parts, modification and related category. Complete-equipment attribution requires a deduction. ([kind.krx.co.kr](https://kind.krx.co.kr/external/2026/xx.xx/xx.xx/xx.xx/xx.xx/xx.xx.htm))
   - Evidence informing the 2024 market-value input; displayed series and growth include calculations: The comparable 2024 category revenue is KRW xx.xx, not an independently isolated complete-tester total. ([kind.krx.co.kr](https://kind.krx.co.kr/external/2026/xx.xx/xx.xx/xx.xx/xx.xx/xx.xx.htm))
   - Evidence informing the 2025 market-value input; displayed series and growth include calculations: The comparable 2025 category revenue is KRW xx.xx. Parts, modifications and other equipment remain a material scope uncertainty. ([kind.krx.co.kr](https://kind.krx.co.kr/external/2026/xx.xx/xx.xx/xx.xx/xx.xx/xx.xx.htm))
12. Chroma ESG - About Chroma: 2025 Group Financial and Operating Profile
   - Evidence informing the 2025 market-value input; displayed series and growth include calculations: Chroma's own disclosure states 2025 group consolidated revenue of USD xx.xx. This broad corporate amount constrains, but does not directly measure, its eligible complete-SoC-tester revenue. ([csr.chromaate.com](https://csr.chromaate.com/en/esg-en/green-chroma-en/brand-en))

13. Chroma ESG - Green Revenue and Financial Performance, 2025

· Evidence informing the 2024 market-value input; displayed series and growth include calculations: Chroma reports 2025 consolidated revenue growth of xx.xx%. The model uses this company growth rate to backcast its small 2024 scoped revenue budget at a constant conversion basis, not as an observed 2024 tester subtotal. ([csr.chromaate.com](https://csr.chromaate.com/en/esg-en/green-chroma-en/green-revenue-en))

· Evidence informing the 2025 market-value input; displayed series and growth include calculations: The disclosure distinguishes broad measurement products and SLT demand, reinforcing the need to exclude unrelated corporate revenue from the SoC/memory tester estimate. ([csr.chromaate.com](https://csr.chromaate.com/en/esg-en/green-chroma-en/green-revenue-en))

14. Federal Reserve Board - Foreign Exchange Rates, G.5A, January 5, 2026

· Evidence informing the 2023 market-value input; displayed series and growth include calculations: The official annual-average exchange-rate release supplies the currency-conversion benchmark; the model uses JPY xx.xx per USD for its large calendar-2023 Japanese revenue anchor and an explicitly rounded KRW conversion for the smaller Korean budget. ([fred.stlouisfed.org](https://fred.stlouisfed.org/series/AEXJPUS/))

· Evidence informing the 2024 market-value input; displayed series and growth include calculations: The model uses JPY xx.xx per USD for calendar 2024; small CNY and KRW budgets use disclosed approximate conversion assumptions close to the official annual averages. ([fred.stlouisfed.org](https://fred.stlouisfed.org/series/AEXJPUS/))

· Evidence informing the 2025 market-value input; displayed series and growth include calculations: The model uses JPY xx.xx per USD for calendar 2025. CNY xx.xx and KRW xx.xx per USD are rounded modeling conventions, not the release's exact observations. ([fred.stlouisfed.org](https://fred.stlouisfed.org/series/AEXJPUS/))

15. SEMI - 2018 Global Semiconductor Equipment Sales Jump to Record USD 64.5 Billion

· Evidence informing the 2017 market-value input; displayed series and growth include calculations: The association's member-billings release reports xx.xx% growth in total test equipment sales in 2018. Its inverse supplies the 2017 historical proxy; it is not a direct observation of the narrower captured market. ([www1.semi.org](https://www1.semi.org/en/2018-global-semiconductor-equipment-sales-jump-record-xx.xx-billion))

· Evidence informing the 2018 market-value input; displayed series and growth include calculations: The release reports approximately USD xx.xx of total semiconductor-equipment sales in 2018, used only with the 2019 equipment total as a disclosed broad-cycle proxy. ([www1.semi.org](https://www1.semi.org/en/2018-global-semiconductor-equipment-sales-jump-record-xx.xx-billion))

16. SEMI - 2020 Global Semiconductor Equipment Sales Surge 19% to Industry Record USD 71.2 Billion

· Evidence informing the 2018 market-value input; displayed series and growth include calculations: The release reports 2019 total equipment billings of USD xx.xx. Relative to the published approximate 2018 total, this supplies a broad-equipment downturn proxy, not an observed SoC/memory tester growth rate. ([semi.org](https://www.semi.org/en/news-media-press/semi-press-releases/annual-global-semiconductor-equipment-sales))

· Evidence informing the 2019 market-value input; displayed series and growth include calculations: Reported 2020 total-test-equipment growth of xx.xx% supplies the inverse bridge into 2019. ([semi.org](https://www.semi.org/en/news-media-press/semi-press-releases/annual-global-semiconductor-equipment-sales))

· Evidence informing the 2020 market-value input; displayed series and growth include calculations: The association's member-submitted billings dataset reports xx.xx% total-test-equipment growth in 2020, used as a historical demand-cycle proxy. ([semi.org](https://www.semi.org/en/news-media-press/semi-press-releases/annual-global-semiconductor-equipment-sales))

17. SEMI - 2021 Global Semiconductor Equipment Sales Surge 44% to Industry Record USD 102.6 Billion

· Evidence informing the 2020 market-value input; displayed series and growth include calculations: Reported total-test-equipment sales growth of xx.xx% in 2021 supports the inverse bridge from the 2021 estimate to 2020. ([semi.org](https://www.semi.org/en/news-media-press-releases/semi-press-releases/2021-global-semiconductor-equipment-sales-surge-xx.xx%xx.xx-to-industry-record-%xx.xx-billion-semi-reports))

· Evidence informing the 2021 market-value input; displayed series and growth include calculations: The xx.xx% test-equipment increase is a member-billings observation for a broader equipment class, not the final market value returned here.
([semi.org](https://www.semi.org/en/news-media-press-releases/semi-press-releases/2021-global-semiconductor-equipment-sales-surge-xx.xx%xx.xx-to-industry-record-%xx.xx-billion-semi-reports))

18. SEMI - Global Semiconductor Equipment Billings Reach Industry Record USD 107.6 Billion in 2022

· Evidence informing the 2021 market-value input; displayed series and growth include calculations: The release reports a xx.xx% contraction in total-test-equipment billings in 2022, supporting the inverse historical bridge into 2021.
([semi.org](https://www.semi.org/en/news-media-press-releases/semi-press-releases/global-semiconductor-equipment-billings-reach-industry-record-%xx.xx-billion-in-2022-semi-reports))

19. SEMI - Global Semiconductor Equipment Billings Slip to USD 106.3 Billion in 2023

· Evidence informing the 2023 market-value input; displayed series and growth include calculations: The xx.xx% broader test-equipment decline supplies a historical-cycle constraint and one small-supplier backcast assumption, not the target-market level.
([semi.org](https://www.semi.org/en/news-media-press-releases/semi-press-releases/global-semiconductor-equipment-billings-slip-to-%xx.xx-billion-in-2023-semi-reports))

20. SEMI - Global Semiconductor Equipment Billings Surged to USD 117 Billion in 2024

· Evidence informing the 2024 market-value input; displayed series and growth include calculations: Realized total-test-equipment billings increased xx.xx% in 2024. This independently checks the direction and approximate magnitude of the modeled target-market recovery without substituting the broader category for this market.
([semi.org](https://www.semi.org/en/semi-press-release/global-semiconductor-equipment-billings-surged-to-xx.xx-billion-dollars-in-2024-semi-reports))

21. SEMI - Global Semiconductor Equipment Billings Reached USD 135 Billion in 2025

· Evidence informing the 2025 market-value input; displayed series and growth include calculations: The association reports realized total-test-equipment billings growth of xx.xx% in 2025. The modeled target-market increase of approximately xx.xx% is directionally consistent; differing product boundaries prevent an exact reconciliation.
([semi.org](https://www.semi.org/en/SEMI-Reports-Global-Semiconductor-Equipment-Billings-Reached-xx.xx-Billion-in-2025))

22. Advantest - Annual Securities Report and Business Report for the Year Ended March 31, 2026

- Evidence informing the 2025 market-value input; displayed series and growth include calculations: Note xx.xx identifies customer operating leases of semiconductor test systems and JPY xx.xx of future payments receivable at March xx.xx 2025. This establishes a small supplier-specific leasing activity, not annual global leasing revenue.
([advantest.com](https://www.advantest.com/document/en/investors/ir-library/report/IR_SecuritiesandBusinesReport_84th_en.pdf))

- Evidence informing the 2026 market-value input; displayed series and growth include calculations: Future customer lease payments receivable were JPY xx.xx at March xx.xx 2026; disclosed terms were one to three years and noncancelable. These figures qualify any assumption that OEM leasing is necessarily large or offers flexible exit.
([advantest.com](https://www.advantest.com/document/en/investors/ir-library/report/IR_SecuritiesandBusinesReport_84th_en.pdf))

- Evidence informing base-year allocation inputs; displayed values and growth are calculated: Wholly owned regional test-system sales subsidiaries establish consolidated manufacturer selling, while customer operating leases establish an OEM leasing route; both support the contractual-role allocation premise.
([advantest.com](https://www.advantest.com/document/en/investors/ir-library/report/IR_SecuritiesandBusinesReport_84th_en.pdf))

- Evidence informing forecast-year allocation inputs; displayed values and growth are calculated: Wholly owned regional test-system sales subsidiaries establish consolidated manufacturer selling, while customer operating leases establish an OEM leasing route; both support the contractual-role allocation premise.
([advantest.com](https://www.advantest.com/document/en/investors/ir-library/report/IR_SecuritiesandBusinesReport_84th_en.pdf))

- Evidence informing base-year allocation inputs; displayed values and growth are calculated: Future customer lease payments of JPY xx.xx at March xx.xx 2025 and JPY xx.xx at March xx.xx 2026 are supplier-specific receivables, not annual global merchant lease revenue; they limit rather than verify the leasing assumptions.
([advantest.com](https://www.advantest.com/document/en/investors/ir-library/report/IR_SecuritiesandBusinesReport_84th_en.pdf))

- Evidence informing forecast-year allocation inputs; displayed values and growth are calculated: Future customer lease payments of JPY xx.xx at March xx.xx 2025 and JPY xx.xx at March xx.xx 2026 are supplier-specific receivables, not annual global merchant lease revenue; they limit rather than verify the leasing assumptions.
([advantest.com](https://www.advantest.com/document/en/investors/ir-library/report/IR_SecuritiesandBusinesReport_84th_en.pdf))

23. Amkor Technology, Inc. - Form 10-K for the Year Ended December 31, 2025

- Evidence informing the 2025 market-value input; displayed series and growth include calculations: Amkor reports 2025 capital expenditures of USD xx.xx versus USD xx.xx in 2024, covering packaging, testing and facilities. The amount is a buyer-spending constraint, not tester-only spending.
([sec.gov](https://www.sec.gov/Archives/edgar/data/xx.xx/xx.xx/amkr-xx.xx.htm))

- Evidence informing the 2026 market-value input; displayed series and growth include calculations: The filing's USD xx.xx-xx.xx 2026 capital-expenditure expectation is primarily increased by Arizona construction. It cannot be treated as an equivalent tester award or annual tester-market increment.
([sec.gov](https://www.sec.gov/Archives/edgar/data/xx.xx/xx.xx/amkr-xx.xx.htm))

- Evidence informing the 2028 market-value input; displayed series and growth include calculations: Standardized tester investment, customer-consigned equipment and equipment-redeployment risks qualify the conversion from announced capacity projects to incremental tester purchases. No project investment is added directly to the 2028 forecast.
([sec.gov](https://www.sec.gov/Archives/edgar/data/xx.xx/xx.xx/amkr-xx.xx.htm))

- Evidence informing the 2029 market-value input; displayed series and growth include calculations: The buyer's broad spending and commitment disclosures support retaining procurement-conversion and reuse uncertainty rather than equating project completion with tester sales.
([sec.gov](https://www.sec.gov/Archives/edgar/data/xx.xx/xx.xx/amkr-xx.xx.htm))

24. Spirox Corporation - 2025 Annual Report
· Evidence informing base-year allocation inputs; displayed values and growth are calculated: Consolidated revenue decreased from NTD xx.xx in 2024 to NTD xx.xx in 2025, providing a mixed-product intermediary countercheck to uniform channel growth rather than a global allocation weight. ([file.spirox.com.tw](https://file.spirox.com.tw/Annual%20Reports/2025/xx.xx%E5%B9%B4%E5%BA%A6%E5%B9%B4%E5%A0%B1%xx.xx%E8%8B%B1%E6%xx.xx%xx.xx%xx.xx.pdf))
· Evidence informing forecast-year allocation inputs; displayed values and growth are calculated: Consolidated revenue decreased from NTD xx.xx in 2024 to NTD xx.xx in 2025, providing a mixed-product intermediary countercheck to uniform channel growth rather than a global allocation weight. ([file.spirox.com.tw](https://file.spirox.com.tw/Annual%20Reports/2025/xx.xx%E5%B9%B4%E5%BA%A6%E5%B9%B4%E5%A0%B1%xx.xx%E8%8B%B1%E6%xx.xx%xx.xx%xx.xx.pdf))
· Evidence informing base-year allocation inputs; displayed values and growth are calculated: Semiconductor-equipment revenue was NTD xx.xx in 2025, separately from service and maintenance. Agency/distribution, own products and adjacent equipment prevent attributing the full amount to merchant SoC/memory tester sales. ([file.spirox.com.tw](https://file.spirox.com.tw/Annual%20Reports/2025/xx.xx%E5%B9%B4%E5%BA%A6%E5%B9%B4%E5%A0%B1%xx.xx%E8%8B%B1%E6%xx.xx%xx.xx%xx.xx.pdf))
· Evidence informing forecast-year allocation inputs; displayed values and growth are calculated: Semiconductor-equipment revenue was NTD xx.xx in 2025, separately from service and maintenance. Agency/distribution, own products and adjacent equipment prevent attributing the full amount to merchant SoC/memory tester sales. ([file.spirox.com.tw](https://file.spirox.com.tw/Annual%20Reports/2025/xx.xx%E5%B9%B4%E5%BA%A6%E5%B9%B4%E5%A0%B1%xx.xx%E8%8B%B1%E6%xx.xx%xx.xx%xx.xx.pdf))

13.1. Direct Sales

Table 100. Global SoC & Memory Semiconductor Tester Market Size, by Direct Sales, by Region, 2017-2040 (USD Million)

Region	2017	2024	2025	2026	2027	2032	2040	CAGR (%)
Africa	xx.xx	xx.xx	xx.xx	xx.xx	xx.xx	xx.xx	xx.xx	xx.xx
Asia-Pacific	xx.xx	xx.xx	xx.xx	xx.xx	xx.xx	xx.xx	xx.xx	xx.xx
Europe	xx.xx	xx.xx	xx.xx	xx.xx	xx.xx	xx.xx	xx.xx	xx.xx
Latin America	xx.xx	xx.xx	xx.xx	xx.xx	xx.xx	xx.xx	xx.xx	xx.xx
Middle East	xx.xx	xx.xx	xx.xx	xx.xx	xx.xx	xx.xx	xx.xx	xx.xx
North America	xx.xx	xx.xx	xx.xx	xx.xx	xx.xx	xx.xx	xx.xx	xx.xx
Total	**xx.xx**	**xx.xx**	**xx.xx**	**xx.xx**	**xx.xx**	**xx.xx**	**xx.xx**	**xx.xx**

Table 101. Global SoC & Memory Semiconductor Tester Market Size, by Direct Sales, by Group, 2017-2040 (USD Million)

Group	2017	2024	2025	2026	2027	2032	2040	CAGR (%)
ASEAN	xx.xx	xx.xx	xx.xx	xx.xx	xx.xx	xx.xx	xx.xx	xx.xx
BRICS	xx.xx	xx.xx	xx.xx	xx.xx	xx.xx	xx.xx	xx.xx	xx.xx
European Union	xx.xx	xx.xx	xx.xx	xx.xx	xx.xx	xx.xx	xx.xx	xx.xx
G7	xx.xx	xx.xx	xx.xx	xx.xx	xx.xx	xx.xx	xx.xx	xx.xx
GCC	xx.xx	xx.xx	xx.xx	xx.xx	xx.xx	xx.xx	xx.xx	xx.xx
NATO	xx.xx	xx.xx	xx.xx	xx.xx	xx.xx	xx.xx	xx.xx	xx.xx

Table 102. Global SoC & Memory Semiconductor Tester Market Size, by Direct Sales, by Country, 2017-2040 (USD Million)

Country	2017	2024	2025	2026	2027	2032	2040	CAGR (%)
Australia	xx.xx	xx.xx	xx.xx	xx.xx	xx.xx	xx.xx	xx.xx	xx.xx
Brazil	xx.xx	xx.xx	xx.xx	xx.xx	xx.xx	xx.xx	xx.xx	xx.xx
Canada	xx.xx	xx.xx	xx.xx	xx.xx	xx.xx	xx.xx	xx.xx	xx.xx
China	xx.xx	xx.xx	xx.xx	xx.xx	xx.xx	xx.xx	xx.xx	xx.xx
France	xx.xx	xx.xx	xx.xx	xx.xx	xx.xx	xx.xx	xx.xx	xx.xx
Germany	xx.xx	xx.xx	xx.xx	xx.xx	xx.xx	xx.xx	xx.xx	xx.xx
India	xx.xx	xx.xx	xx.xx	xx.xx	xx.xx	xx.xx	xx.xx	xx.xx
Italy	xx.xx	xx.xx	xx.xx	xx.xx	xx.xx	xx.xx	xx.xx	xx.xx
Japan	xx.xx	xx.xx	xx.xx	xx.xx	xx.xx	xx.xx	xx.xx	xx.xx
Mexico	xx.xx	xx.xx	xx.xx	xx.xx	xx.xx	xx.xx	xx.xx	xx.xx
Russia	xx.xx	xx.xx	xx.xx	xx.xx	xx.xx	xx.xx	xx.xx	xx.xx
South Korea	xx.xx	xx.xx	xx.xx	xx.xx	xx.xx	xx.xx	xx.xx	xx.xx
Spain	xx.xx	xx.xx	xx.xx	xx.xx	xx.xx	xx.xx	xx.xx	xx.xx
United Kingdom	xx.xx	xx.xx	xx.xx	xx.xx	xx.xx	xx.xx	xx.xx	xx.xx
United States	xx.xx	xx.xx	xx.xx	xx.xx	xx.xx	xx.xx	xx.xx	xx.xx
Others	xx.xx	xx.xx	xx.xx	xx.xx	xx.xx	xx.xx	xx.xx	xx.xx
Total	**xx.xx**	**xx.xx**	**xx.xx**	**xx.xx**	**xx.xx**	**xx.xx**	**xx.xx**	**xx.xx**

Sources & Evidence

1. Teradyne, Inc. - Form 10-K for the fiscal year ended December 31, 2025

· Taxonomy evidence: Teradyne reports predominantly direct selling through its sales force outside Robotics. The filing's distributor-led Robotics description is not evidence for semiconductor-tester distribution.

· Evidence informing the 2023 market-value input; displayed series and growth include calculations: The revenue-disaggregation table reports 2023 point-in-time SoC revenue of USD xx.xx and memory revenue of USD xx.xx. Replacement parts require a further modeled deduction. ([investors.teradyne.com](https://investors.teradyne.com/sec-filings/all-sec-filings/content/xx.xx-xx.xx-xx.xx/xx.xx-xx.xx-xx.xx.pdf))

· Evidence informing the 2024 market-value input; displayed series and growth include calculations: The filing reports 2024 point-in-time SoC revenue of USD xx.xx and memory revenue of USD xx.xx separately from over-time revenue and IST. ([investors.teradyne.com](https://investors.teradyne.com/sec-filings/all-sec-filings/content/xx.xx-xx.xx-xx.xx/xx.xx-xx.xx-xx.xx.pdf))

· Evidence informing the 2025 market-value input; displayed series and growth include calculations: The filing reports 2025 point-in-time SoC revenue of USD xx.xx and memory revenue of USD xx.xx. Point-in-time recognition includes products and replacement parts and is therefore an equipment proxy rather than an exact complete-system subtotal. ([investors.teradyne.com](https://investors.teradyne.com/sec-filings/all-sec-filings/content/xx.xx-xx.xx-xx.xx/xx.xx-xx.xx-xx.xx.pdf))

· Evidence informing base-year allocation inputs; displayed values and growth are calculated: Customer-site geography and broader revenue disclosures support the scoped national destination bridge.

· Evidence informing base-year allocation inputs; displayed values and growth are calculated: Customer-site attribution distinguishes receiving locations from specifying customer headquarters.

· Evidence informing base-year allocation inputs; displayed values and growth are calculated: Europe revenue requires a substantial modeled exclusion of adjacent businesses and services.

· Evidence informing base-year allocation inputs; displayed values and growth are calculated: Disclosed Asian customer-site revenues constrain the joint regional proxy.

· Evidence informing base-year allocation inputs; displayed values and growth are calculated: Predominantly direct selling outside Robotics and disclosed 2025 SoC/memory product revenue constrain the manufacturer-led base allocation and the continuing direct-selling premise; they do not disclose global channel percentages. ([investors.teradyne.com](https://investors.teradyne.com/sec-filings/all-sec-filings/content/xx.xx-xx.xx-xx.xx/xx.xx-xx.xx-xx.xx.pdf))

· Evidence informing forecast-year allocation inputs; displayed values and growth are calculated: Predominantly direct selling outside Robotics and disclosed 2025 SoC/memory product revenue constrain the manufacturer-led base allocation and the continuing direct-selling premise; they do not disclose global channel percentages. ([investors.teradyne.com](https://investors.teradyne.com/sec-filings/all-sec-filings/content/xx.xx-xx.xx-xx.xx/xx.xx-xx.xx-xx.xx.pdf))

2. Cohu, Inc. - Form 10-K for the fiscal year ended December 27, 2025
   · Taxonomy evidence: Cohu describes a predominantly direct commercial organization supported by selected independent representatives. Its selling-expense discussion separately identifies commissions paid to independent sales representatives, supporting recognition of representation without automatically classifying it as title-taking resale.
   · Evidence informing the 2023 market-value input; displayed series and growth include calculations: Cohu reports 2023 systems-semiconductor test and inspection revenue of USD xx.xx. Only an assumed complete-tester and eligible-device portion enters this market. ([sec.gov](https://www.sec.gov/Archives/edgar/data/xx.xx/xx.xx/cohu20251227_10k.htm))
   · Evidence informing the 2024 market-value input; displayed series and growth include calculations: Cohu reports 2024 systems-semiconductor test and inspection revenue of USD xx.xx separately from non-systems revenue. ([sec.gov](https://www.sec.gov/Archives/edgar/data/xx.xx/xx.xx/cohu20251227_10k.htm))
   · Evidence informing the 2025 market-value input; displayed series and growth include calculations: Cohu reports 2025 systems-semiconductor test and inspection revenue of USD xx.xx. Automation, inspection, interfaces and recurring services prevent attribution of the whole company to SoC testers. ([sec.gov](https://www.sec.gov/Archives/edgar/data/xx.xx/xx.xx/cohu20251227_10k.htm))
   · Evidence informing base-year allocation inputs; displayed values and growth are calculated: Asian destination disclosures provide an independent supplier cross-check on regional concentration.
   · Evidence informing base-year allocation inputs; displayed values and growth are calculated: Cohu describes a primarily direct commercial model supported by targeted independent representatives, supporting direct attribution where the manufacturer remains the contractual seller. ([sec.gov](https://www.sec.gov/Archives/edgar/data/xx.xx/xx.xx/cohu20251227_10k.htm))
   · Evidence informing forecast-year allocation inputs; displayed values and growth are calculated: Cohu describes a primarily direct commercial model supported by targeted independent representatives, supporting direct attribution where the manufacturer remains the contractual seller. ([sec.gov](https://www.sec.gov/Archives/edgar/data/xx.xx/xx.xx/cohu20251227_10k.htm))
3. Statistics Canada - NAICS Canada 2022 Version 1.0: Wholesale Trade and Agents and Brokers Definitions
   · Taxonomy evidence: Agents, brokers, and manufacturers' representatives undertake transactions for a principal without taking ownership of the merchandise. Applying this distinction, non-title-taking representation need not create a reseller category.
4. Advantest - FY2024 Consolidated Financial Results Presentation, April 25, 2025
   · Evidence informing the 2023 market-value input; displayed series and growth include calculations: Quarterly product-revenue disclosures support calendar-2023 totals of JPY xx.xx for SoC testers and JPY xx.xx for memory testers, before modeled scope adjustments. ([advantest.com](https://www.advantest.com/document/en/investors/ir-library/result/JE_BIZ_250425_slide.pdf))
   · Evidence informing the 2024 market-value input; displayed series and growth include calculations: Quarterly product-revenue disclosures support calendar-2024 totals of JPY xx.xx for SoC testers and JPY xx.xx for memory testers; handling, services and system-level testing are disclosed separately. ([advantest.com](https://www.advantest.com/document/en/investors/ir-library/result/JE_BIZ_250425_slide.pdf))

5. Advantest - FY2025 Third Quarter Financial Results Presentation, January 28, 2026
   - Evidence informing the 2025 market-value input; displayed series and growth include calculations: The disclosed January-March 2025 quarter and April-December 2025 quarters produce calendar-2025 SoC tester revenue of JPY xx.xx and memory tester revenue of JPY xx.xx. These are supplier revenues, not a published global market total. ([advantest.com](https://www.advantest.com/document/en/investors/ir-library/result/JE_BIZ_260128_slide.pdf))
   - Evidence informing base-year allocation inputs; displayed values and growth are calculated: Quarterly ship-to records calibrate the Americas destination proxy; equipment scope and regional subdivision remain modeled.
   - Evidence informing base-year allocation inputs; displayed values and growth are calculated: Quarterly Europe destination revenue constrains the European equipment-demand weight.
   - Evidence informing base-year allocation inputs; displayed values and growth are calculated: Country ship-to revenue provides the main calibration for Asia-Pacific concentration.
   - Evidence informing base-year allocation inputs; displayed values and growth are calculated: China deliveries constrain the base country equipment-demand proxy.
   - Evidence informing base-year allocation inputs; displayed values and growth are calculated: Korea deliveries constrain the base country equipment-demand proxy.
   - Evidence informing base-year allocation inputs; displayed values and growth are calculated: Japan deliveries constrain the base country equipment-demand proxy.
   - Evidence informing base-year allocation inputs; displayed values and growth are calculated: Quarterly product disclosures reconstruct calendar-2025 SoC revenue of JPY xx.xx and memory revenue of JPY xx.xx, supporting the retained scoped manufacturer budget rather than an observed channel share. ([advantest.com](https://www.advantest.com/document/en/investors/ir-library/result/JE_BIZ_260128_slide.pdf))
6. Advantest - FY2026 First Quarter Financial Results Presentation, July 29, 2026
   - Evidence informing the 2026 market-value input; displayed series and growth include calculations: The presentation reports January-March 2026 SoC/memory revenues of JPY xx.xx/xx.xx and April-June revenues of JPY xx.xx/xx.xx. July guidance forecasts fiscal-2026 SoC/memory revenues of JPY xx.xx/xx.xx and supplies the fiscal-to-calendar bridge. Guidance is not realized revenue. ([advantest.com](https://www.advantest.com/document/en/investors/ir-library/result/JE_BIZ_260729_slide.pdf))
   - Evidence informing the 2040 market-value input; displayed series and growth include calculations: Current equipment revenue and company-specific capacity plans constrain the forecast starting point, not the assumed long-run growth rate or the 2040 result. ([advantest.com](https://www.advantest.com/document/en/investors/ir-library/result/JE_BIZ_260729_slide.pdf))
7. Teradyne, Inc. - Form 10-Q for the Quarterly Period Ended June 28, 2026
   - Evidence informing the 2026 market-value input; displayed series and growth include calculations: First-half 2026 point-in-time revenue was USD xx.xx for SoC and USD xx.xx for memory. Comparable first-half 2025 amounts were USD xx.xx and USD xx.xx independently establishing strong realized growth before the modeled second half. ([investors.teradyne.com](https://investors.teradyne.com/sec-filings/all-sec-filings/content/xx.xx-xx.xx-xx.xx/xx.xx-xx.xx-xx.xx.pdf))
8. Hangzhou Changchuan Technology Co., Ltd. - 2025 Annual Report
   - Evidence informing the 2024 market-value input; displayed series and growth include calculations: The product table reports 2024 tester revenue of CNY xx.xx, distinct from handlers and other products. Its SoC-eligible portion remains modeled. ([static.cninfo.com.cn](https://static.cninfo.com.cn/finalpage/2026-xx.xx-xx.xx/xx.xx.PDF))
   - Evidence informing the 2025 market-value input; displayed series and growth include calculations: The product table reports 2025 tester revenue of CNY xx.xx. The filing's broader analog and digital portfolio requires a scope adjustment rather than inclusion of all tester revenue. ([static.cninfo.com.cn](https://static.cninfo.com.cn/finalpage/2026-xx.xx-xx.xx/xx.xx.PDF))

9. YC Corporation - Business Report for the Year Ended December 31, 2025
   · Evidence informing the 2023 market-value input; displayed series and growth include calculations: The sales table reports KRW xx.xx for the 2023 memory-wafer-tester, semiconductor-equipment, parts, modification and related category. Complete-equipment attribution requires a deduction. ([kind.krx.co.kr](https://kind.krx.co.kr/external/2026/xx.xx/xx.xx/xx.xx/xx.xx/xx.xx.htm))
   · Evidence informing the 2024 market-value input; displayed series and growth include calculations: The comparable 2024 category revenue is KRW xx.xx, not an independently isolated complete-tester total. ([kind.krx.co.kr](https://kind.krx.co.kr/external/2026/xx.xx/xx.xx/xx.xx/xx.xx/xx.xx.htm))
   · Evidence informing the 2025 market-value input; displayed series and growth include calculations: The comparable 2025 category revenue is KRW xx.xx. Parts, modifications and other equipment remain a material scope uncertainty. ([kind.krx.co.kr](https://kind.krx.co.kr/external/2026/xx.xx/xx.xx/xx.xx/xx.xx/xx.xx.htm))
10. Chroma ESG - About Chroma: 2025 Group Financial and Operating Profile
   · Evidence informing the 2025 market-value input; displayed series and growth include calculations: Chroma's own disclosure states 2025 group consolidated revenue of USD xx.xx. This broad corporate amount constrains, but does not directly measure, its eligible complete-SoC-tester revenue. ([csr.chromaate.com](https://csr.chromaate.com/en/esg-en/green-chroma-en/brand-en))
11. Chroma ESG - Green Revenue and Financial Performance, 2025
   · Evidence informing the 2024 market-value input; displayed series and growth include calculations: Chroma reports 2025 consolidated revenue growth of xx.xx%. The model uses this company growth rate to backcast its small 2024 scoped revenue budget at a constant conversion basis, not as an observed 2024 tester subtotal. ([csr.chromaate.com](https://csr.chromaate.com/en/esg-en/green-chroma-en/green-revenue-en))
   · Evidence informing the 2025 market-value input; displayed series and growth include calculations: The disclosure distinguishes broad measurement products and SLT demand, reinforcing the need to exclude unrelated corporate revenue from the SoC/memory tester estimate. ([csr.chromaate.com](https://csr.chromaate.com/en/esg-en/green-chroma-en/green-revenue-en))
12. Federal Reserve Board - Foreign Exchange Rates, G.5A, January 5, 2026
   · Evidence informing the 2023 market-value input; displayed series and growth include calculations: The official annual-average exchange-rate release supplies the currency-conversion benchmark; the model uses JPY xx.xx per USD for its large calendar-2023 Japanese revenue anchor and an explicitly rounded KRW conversion for the smaller Korean budget. ([fred.stlouisfed.org](https://fred.stlouisfed.org/series/AEXJPUS/))
   · Evidence informing the 2024 market-value input; displayed series and growth include calculations: The model uses JPY xx.xx per USD for calendar 2024; small CNY and KRW budgets use disclosed approximate conversion assumptions close to the official annual averages. ([fred.stlouisfed.org](https://fred.stlouisfed.org/series/AEXJPUS/))
   · Evidence informing the 2025 market-value input; displayed series and growth include calculations: The model uses JPY xx.xx per USD for calendar 2025. CNY xx.xx and KRW xx.xx per USD are rounded modeling conventions, not the release's exact observations. ([fred.stlouisfed.org](https://fred.stlouisfed.org/series/AEXJPUS/))
13. SEMI - 2018 Global Semiconductor Equipment Sales Jump to Record USD 64.5 Billion
   · Evidence informing the 2017 market-value input; displayed series and growth include calculations: The association's member-billings release reports xx.xx% growth in total test equipment sales in 2018. Its inverse supplies the 2017 historical proxy; it is not a direct observation of the narrower captured market. ([www1.semi.org](https://www1.semi.org/en/2018-global-semiconductor-equipment-sales-jump-record-xx.xx-billion))
   · Evidence informing the 2018 market-value input; displayed series and growth include calculations: The release reports approximately USD xx.xx of total semiconductor-equipment sales in 2018, used only with the 2019 equipment total as a disclosed broad-cycle proxy. ([www1.semi.org](https://www1.semi.org/en/2018-global-semiconductor-equipment-sales-jump-record-xx.xx-billion))

14. SEMI - 2020 Global Semiconductor Equipment Sales Surge 19% to Industry Record USD 71.2 Billion
    - Evidence informing the 2018 market-value input; displayed series and growth include calculations: The release reports 2019 total equipment billings of USD xx.xx. Relative to the published approximate 2018 total, this supplies a broad-equipment downturn proxy, not an observed SoC/memory tester growth rate. ([semi.org](https://www.semi.org/en/news-media-press/semi-press-releases/annual-global-semiconductor-equipment-sales))
    - Evidence informing the 2019 market-value input; displayed series and growth include calculations: Reported 2020 total-test-equipment growth of xx.xx% supplies the inverse bridge into 2019. ([semi.org](https://www.semi.org/en/news-media-press/semi-press-releases/annual-global-semiconductor-equipment-sales))
    - Evidence informing the 2020 market-value input; displayed series and growth include calculations: The association's member-submitted billings dataset reports xx.xx% total-test-equipment growth in 2020, used as a historical demand-cycle proxy. ([semi.org](https://www.semi.org/en/news-media-press/semi-press-releases/annual-global-semiconductor-equipment-sales))
15. SEMI - 2021 Global Semiconductor Equipment Sales Surge 44% to Industry Record USD 102.6 Billion
    - Evidence informing the 2020 market-value input; displayed series and growth include calculations: Reported total-test-equipment sales growth of xx.xx% in 2021 supports the inverse bridge from the 2021 estimate to 2020. ([semi.org](https://www.semi.org/en/news-media-press-releases/semi-press-releases/2021-global-semiconductor-equipment-sales-surge-xx.xx%xx.xx-to-industry-record-%xx.xx-billion-semi-reports))
    - Evidence informing the 2021 market-value input; displayed series and growth include calculations: The xx.xx% test-equipment increase is a member-billings observation for a broader equipment class, not the final market value returned here. ([semi.org](https://www.semi.org/en/news-media-press-releases/semi-press-releases/2021-global-semiconductor-equipment-sales-surge-xx.xx%xx.xx-to-industry-record-%xx.xx-billion-semi-reports))
16. SEMI - Global Semiconductor Equipment Billings Reach Industry Record USD 107.6 Billion in 2022
    - Evidence informing the 2021 market-value input; displayed series and growth include calculations: The release reports a xx.xx% contraction in total-test-equipment billings in 2022, supporting the inverse historical bridge into 2021. ([semi.org](https://www.semi.org/en/news-media-press-releases/semi-press-releases/global-semiconductor-equipment-billings-reach-industry-record-%xx.xx-billion-in-2022-semi-reports))
17. SEMI - Global Semiconductor Equipment Billings Slip to USD 106.3 Billion in 2023
    - Evidence informing the 2023 market-value input; displayed series and growth include calculations: The xx.xx% broader test-equipment decline supplies a historical-cycle constraint and one small-supplier backcast assumption, not the target-market level. ([semi.org](https://www.semi.org/en/news-media-press-releases/semi-press-releases/global-semiconductor-equipment-billings-slip-to-%xx.xx-billion-in-2023-semi-reports))
18. SEMI - Global Semiconductor Equipment Billings Surged to USD 117 Billion in 2024
    - Evidence informing the 2024 market-value input; displayed series and growth include calculations: Realized total-test-equipment billings increased xx.xx% in 2024. This independently checks the direction and approximate magnitude of the modeled target-market recovery without substituting the broader category for this market. ([semi.org](https://www.semi.org/en/semi-press-release/global-semiconductor-equipment-billings-surged-to-xx.xx-billion-dollars-in-2024-semi-reports))
19. SEMI - Global Semiconductor Equipment Billings Reached USD 135 Billion in 2025
    - Evidence informing the 2025 market-value input; displayed series and growth include calculations: The association reports realized total-test-equipment billings growth of xx.xx% in 2025. The modeled target-market increase of approximately xx.xx% is directionally consistent; differing product boundaries prevent an exact reconciliation. ([semi.org](https://www.semi.org/en/SEMI-Reports-Global-Semiconductor-Equipment-Billings-Reached-xx.xx-Billion-in-2025))

20. Advantest - Annual Securities Report and Business Report for the Year Ended March 31, 2026
    - Evidence informing the 2025 market-value input; displayed series and growth include calculations: Note xx.xx identifies customer operating leases of semiconductor test systems and JPY xx.xx of future payments receivable at March xx.xx 2025. This establishes a small supplier-specific leasing activity, not annual global leasing revenue. ([advantest.com](https://www.advantest.com/document/en/investors/ir-library/report/IR_SecuritiesandBusinesReport_84th_en.pdf))
    - Evidence informing the 2026 market-value input; displayed series and growth include calculations: Future customer lease payments receivable were JPY xx.xx at March xx.xx 2026; disclosed terms were one to three years and noncancelable. These figures qualify any assumption that OEM leasing is necessarily large or offers flexible exit. ([advantest.com](https://www.advantest.com/document/en/investors/ir-library/report/IR_SecuritiesandBusinesReport_84th_en.pdf))
    - Evidence informing base-year allocation inputs; displayed values and growth are calculated: Wholly owned regional test-system sales subsidiaries establish consolidated manufacturer selling, while customer operating leases establish an OEM leasing route; both support the contractual-role allocation premise. ([advantest.com](https://www.advantest.com/document/en/investors/ir-library/report/IR_SecuritiesandBusinesReport_84th_en.pdf))
    - Evidence informing forecast-year allocation inputs; displayed values and growth are calculated: Wholly owned regional test-system sales subsidiaries establish consolidated manufacturer selling, while customer operating leases establish an OEM leasing route; both support the contractual-role allocation premise. ([advantest.com](https://www.advantest.com/document/en/investors/ir-library/report/IR_SecuritiesandBusinesReport_84th_en.pdf))
21. Amkor Technology, Inc. - Form 10-K for the Year Ended December 31, 2025
    - Evidence informing the 2025 market-value input; displayed series and growth include calculations: Amkor reports 2025 capital expenditures of USD xx.xx versus USD xx.xx in 2024, covering packaging, testing and facilities. The amount is a buyer-spending constraint, not tester-only spending. ([sec.gov](https://www.sec.gov/Archives/edgar/data/xx.xx/xx.xx/amkr-xx.xx.htm))
    - Evidence informing the 2026 market-value input; displayed series and growth include calculations: The filing's USD xx.xx-xx.xx 2026 capital-expenditure expectation is primarily increased by Arizona construction. It cannot be treated as an equivalent tester award or annual tester-market increment. ([sec.gov](https://www.sec.gov/Archives/edgar/data/xx.xx/xx.xx/amkr-xx.xx.htm))
    - Evidence informing the 2028 market-value input; displayed series and growth include calculations: Standardized tester investment, customer-consigned equipment and equipment-redeployment risks qualify the conversion from announced capacity projects to incremental tester purchases. No project investment is added directly to the 2028 forecast. ([sec.gov](https://www.sec.gov/Archives/edgar/data/xx.xx/xx.xx/amkr-xx.xx.htm))
    - Evidence informing the 2029 market-value input; displayed series and growth include calculations: The buyer's broad spending and commitment disclosures support retaining procurement-conversion and reuse uncertainty rather than equating project completion with tester sales. ([sec.gov](https://www.sec.gov/Archives/edgar/data/xx.xx/xx.xx/amkr-xx.xx.htm))
    - Evidence informing base-year allocation inputs; displayed values and growth are calculated: Location-specific property and equipment supports geographically distinct buyer pools, not direct annual tester spending.
    - Evidence informing forecast-year allocation inputs; displayed values and growth are calculated: Location-specific property and equipment supports geographically distinct buyer pools, not direct annual tester spending.
    - Evidence informing base-year allocation inputs; displayed values and growth are calculated: Korea operating assets corroborate local packaging and test activity without equating assets to annual equipment purchases.
22. Intel Corporation - Form 10-K for the Year Ended December 27, 2025
    - Evidence informing forecast-year allocation inputs; displayed values and growth are calculated: Discontinued Germany expansion constrains the forecast; no canceled-project tester increment is included.
    - Evidence informing forecast-year allocation inputs; displayed values and growth are calculated: Costa Rican consolidation is counterevidence to uniform Latin American equipment expansion.

23. Micron Technology, Inc. - Form 10-K for the Fiscal Year Ended August 28, 2025
    - Evidence informing base-year allocation inputs; displayed values and growth are calculated: India's disclosed component assembly/test location supports the base procurement pipeline, not a reported spending amount.
24. Micron - Celebrates Opening of India's First Semiconductor Assembly and Test Facility, February 28, 2026
    - Evidence informing forecast-year allocation inputs; displayed values and growth are calculated: Commercial commencement and aggregate shipment expectations support a post-2025 expansion premise; they do not measure tester expenditure.
25. Amkor - Announces Phase 2 of Arizona Advanced Packaging and Test Campus, September 8, 2026
    - Evidence informing forecast-year allocation inputs; displayed values and growth are calculated: Phase-two construction and completion expectations support delayed procurement conversion, not a 2025 equipment award.
26. NIST - Appendix: The CHIPS Program Office Vision for Success, Two Years Later, January 2025
    - Evidence informing forecast-year allocation inputs; displayed values and growth are calculated: Device-manufacturing and packaging project locations constrain the national expansion opportunity; award ceilings are not tester spending.
27. Chips Joint Undertaking - EU Strengthens Semiconductor Sovereignty with Pilot Lines and Competence Centres, April 2025
    - Evidence informing base-year allocation inputs; displayed values and growth are calculated: Selection of xx.xx competence centres across xx.xx countries supports broad research access, not equal local tester purchases.
    - Evidence informing forecast-year allocation inputs; displayed values and growth are calculated: Selection of xx.xx competence centres across xx.xx countries supports broad research access, not equal local tester purchases.
28. HT Micron - Quality Management and Brazilian Operating Scope
    - Evidence informing base-year allocation inputs; displayed values and growth are calculated: Company disclosure establishes Brazilian semiconductor encapsulation and testing activity, but not tester-only expenditure.
    - Evidence informing forecast-year allocation inputs; displayed values and growth are calculated: Company disclosure establishes Brazilian semiconductor encapsulation and testing activity, but not tester-only expenditure.
29. NXP Semiconductors - 2025 Annual Report and Financial Statements
    - Evidence informing base-year allocation inputs; displayed values and growth are calculated: Disclosed China back-end activity supports a local equipment-purchaser pool.
    - Evidence informing forecast-year allocation inputs; displayed values and growth are calculated: Disclosed China back-end activity supports a local equipment-purchaser pool.
30. Brazil MDIC - Complexo Eletroeletrônico e de Semicondutores
    - Evidence informing forecast-year allocation inputs; displayed values and growth are calculated: Brasil Semicon is national policy context; its overview does not establish a particular eligible tester purchase or fiscal benefit.
31. TEAM A.T.E. - Services
    - Evidence informing base-year allocation inputs; displayed values and growth are calculated: The company distinguishes its representation activities from inventory-based equipment transactions, supporting role-specific classification rather than assigning every represented OEM transaction to resale. ([team-ate.com](https://www.team-ate.com/services))
    - Evidence informing forecast-year allocation inputs; displayed values and growth are calculated: The company distinguishes its representation activities from inventory-based equipment transactions, supporting role-specific classification rather than assigning every represented OEM transaction to resale. ([team-ate.com](https://www.team-ate.com/services))

32. Advantest Pre-Owned Solutions - Business
- Evidence informing base-year allocation inputs; displayed values and growth are calculated: OEM-managed pre-owned transactions include license switching, installation and maintenance, supporting direct classification when the consolidated manufacturer is the seller regardless of equipment age. ([advantest.com](https://www.advantest.com/en/customer-services/apo/business/))
- Evidence informing forecast-year allocation inputs; displayed values and growth are calculated: OEM-managed pre-owned transactions include license switching, installation and maintenance, supporting direct classification when the consolidated manufacturer is the seller regardless of equipment age. ([advantest.com](https://www.advantest.com/en/customer-services/apo/business/))

33. Spirox Corporation - 2025 Annual Report
- Evidence informing base-year allocation inputs; displayed values and growth are calculated: Consolidated revenue decreased from NTD xx.xx in 2024 to NTD xx.xx in 2025, providing a mixed-product intermediary countercheck to uniform channel growth rather than a global allocation weight. ([file.spirox.com.tw](https://file.spirox.com.tw/Annual%20Reports/2025/xx.xx%E5%B9%B4%E5%BA%A6%E5%B9%B4%E5%A0%B1%xx.xx%E8%8B%B1%E6%xx.xx%xx.xx%xx.xx.pdf))
- Evidence informing forecast-year allocation inputs; displayed values and growth are calculated: Consolidated revenue decreased from NTD xx.xx in 2024 to NTD xx.xx in 2025, providing a mixed-product intermediary countercheck to uniform channel growth rather than a global allocation weight. ([file.spirox.com.tw](https://file.spirox.com.tw/Annual%20Reports/2025/xx.xx%E5%B9%B4%E5%BA%A6%E5%B9%B4%E5%A0%B1%xx.xx%E8%8B%B1%E6%xx.xx%xx.xx%xx.xx.pdf))

13.2. Distributor and Reseller Sales

Table 103. Global SoC & Memory Semiconductor Tester Market Size, by Distributor and Reseller Sales, by Region, 2017-2040 (USD Million)

Region	2017	2024	2025	2026	2027	2032	2040	CAGR (%)
Africa	xx.xx	xx.xx	xx.xx	xx.xx	xx.xx	xx.xx	xx.xx	xx.xx
Asia-Pacific	xx.xx	xx.xx	xx.xx	xx.xx	xx.xx	xx.xx	xx.xx	xx.xx
Europe	xx.xx	xx.xx	xx.xx	xx.xx	xx.xx	xx.xx	xx.xx	xx.xx
Latin America	xx.xx	xx.xx	xx.xx	xx.xx	xx.xx	xx.xx	xx.xx	xx.xx
Middle East	xx.xx	xx.xx	xx.xx	xx.xx	xx.xx	xx.xx	xx.xx	xx.xx
North America	xx.xx	xx.xx	xx.xx	xx.xx	xx.xx	xx.xx	xx.xx	xx.xx
Total	**xx.xx**	**xx.xx**	**xx.xx**	**xx.xx**	**xx.xx**	**xx.xx**	**xx.xx**	**xx.xx**

Table 104. Global SoC & Memory Semiconductor Tester Market Size, by Distributor and Reseller Sales, by Group, 2017-2040 (USD Million)

Group	2017	2024	2025	2026	2027	2032	2040	CAGR (%)
ASEAN	xx.xx	xx.xx	xx.xx	xx.xx	xx.xx	xx.xx	xx.xx	xx.xx
BRICS	xx.xx	xx.xx	xx.xx	xx.xx	xx.xx	xx.xx	xx.xx	xx.xx
European Union	xx.xx	xx.xx	xx.xx	xx.xx	xx.xx	xx.xx	xx.xx	xx.xx
G7	xx.xx	xx.xx	xx.xx	xx.xx	xx.xx	xx.xx	xx.xx	xx.xx
GCC	xx.xx	xx.xx	xx.xx	xx.xx	xx.xx	xx.xx	xx.xx	xx.xx
NATO	xx.xx	xx.xx	xx.xx	xx.xx	xx.xx	xx.xx	xx.xx	xx.xx

Table 105. Global SoC & Memory Semiconductor Tester Market Size, by Distributor and Reseller Sales, by Country, 2017-2040 (USD Million)

Country	2017	2024	2025	2026	2027	2032	2040	CAGR (%)
Australia	xx.xx	xx.xx	xx.xx	xx.xx	xx.xx	xx.xx	xx.xx	xx.xx
Brazil	xx.xx	xx.xx	xx.xx	xx.xx	xx.xx	xx.xx	xx.xx	xx.xx
Canada	xx.xx	xx.xx	xx.xx	xx.xx	xx.xx	xx.xx	xx.xx	xx.xx
China	xx.xx	xx.xx	xx.xx	xx.xx	xx.xx	xx.xx	xx.xx	xx.xx
France	xx.xx	xx.xx	xx.xx	xx.xx	xx.xx	xx.xx	xx.xx	xx.xx
Germany	xx.xx	xx.xx	xx.xx	xx.xx	xx.xx	xx.xx	xx.xx	xx.xx
India	xx.xx	xx.xx	xx.xx	xx.xx	xx.xx	xx.xx	xx.xx	xx.xx
Italy	xx.xx	xx.xx	xx.xx	xx.xx	xx.xx	xx.xx	xx.xx	xx.xx
Japan	xx.xx	xx.xx	xx.xx	xx.xx	xx.xx	xx.xx	xx.xx	xx.xx
Mexico	xx.xx	xx.xx	xx.xx	xx.xx	xx.xx	xx.xx	xx.xx	xx.xx
Russia	xx.xx	xx.xx	xx.xx	xx.xx	xx.xx	xx.xx	xx.xx	xx.xx
South Korea	xx.xx	xx.xx	xx.xx	xx.xx	xx.xx	xx.xx	xx.xx	xx.xx
Spain	xx.xx	xx.xx	xx.xx	xx.xx	xx.xx	xx.xx	xx.xx	xx.xx
United Kingdom	xx.xx	xx.xx	xx.xx	xx.xx	xx.xx	xx.xx	xx.xx	xx.xx
United States	xx.xx	xx.xx	xx.xx	xx.xx	xx.xx	xx.xx	xx.xx	xx.xx
Others	xx.xx	xx.xx	xx.xx	xx.xx	xx.xx	xx.xx	xx.xx	xx.xx
Total	**xx.xx**	**xx.xx**	**xx.xx**	**xx.xx**	**xx.xx**	**xx.xx**	**xx.xx**	**xx.xx**

Sources & Evidence

1. Statistics Canada - NAICS Canada 2022 Version 1.0: Wholesale Trade and Agents and Brokers Definitions
   - Taxonomy evidence: Merchant wholesalers purchase and sell merchandise on their own account; recognized designations include distributors and import-export merchants. Capital equipment can be supplied in individual units to business end users.

2. Spirox Corporation - 2024 Annual Report
   - Taxonomy evidence: The report describes distribution and representation of IC testing equipment covering SoC applications, establishing relevant intermediary commercial activity.
   - Taxonomy evidence: Distribution and agency are discussed together. The disclosure does not establish whether every individual transaction involves title-taking resale, so it provides partial rather than definitive contractual-role support.
3. Advantest - FY2024 Consolidated Financial Results Presentation, April 25, 2025
   - Evidence informing the 2023 market-value input; displayed series and growth include calculations: Quarterly product-revenue disclosures support calendar-2023 totals of JPY xx.xx for SoC testers and JPY xx.xx for memory testers, before modeled scope adjustments. ([advantest.com](https://www.advantest.com/document/en/investors/ir-library/result/JE_BIZ_250425_slide.pdf))
   - Evidence informing the 2024 market-value input; displayed series and growth include calculations: Quarterly product-revenue disclosures support calendar-2024 totals of JPY xx.xx for SoC testers and JPY xx.xx for memory testers; handling, services and system-level testing are disclosed separately. ([advantest.com](https://www.advantest.com/document/en/investors/ir-library/result/JE_BIZ_250425_slide.pdf))
4. Advantest - FY2025 Third Quarter Financial Results Presentation, January 28, 2026
   - Evidence informing the 2025 market-value input; displayed series and growth include calculations: The disclosed January-March 2025 quarter and April-December 2025 quarters produce calendar-2025 SoC tester revenue of JPY xx.xx and memory tester revenue of JPY xx.xx. These are supplier revenues, not a published global market total. ([advantest.com](https://www.advantest.com/document/en/investors/ir-library/result/JE_BIZ_260128_slide.pdf))
   - Evidence informing base-year allocation inputs; displayed values and growth are calculated: Quarterly ship-to records calibrate the Americas destination proxy; equipment scope and regional subdivision remain modeled.
   - Evidence informing base-year allocation inputs; displayed values and growth are calculated: Quarterly Europe destination revenue constrains the European equipment-demand weight.
   - Evidence informing base-year allocation inputs; displayed values and growth are calculated: Country ship-to revenue provides the main calibration for Asia-Pacific concentration.
   - Evidence informing base-year allocation inputs; displayed values and growth are calculated: China deliveries constrain the base country equipment-demand proxy.
   - Evidence informing base-year allocation inputs; displayed values and growth are calculated: Korea deliveries constrain the base country equipment-demand proxy.
   - Evidence informing base-year allocation inputs; displayed values and growth are calculated: Japan deliveries constrain the base country equipment-demand proxy.
   - Evidence informing base-year allocation inputs; displayed values and growth are calculated: The manufacturer equipment budget provides the economic scale against which inherited intermediary penetration is allocated; the presentation does not quantify reseller receipts. ([advantest.com](https://www.advantest.com/document/en/investors/ir-library/result/JE_BIZ_260128_slide.pdf))
5. Advantest - FY2026 First Quarter Financial Results Presentation, July 29, 2026
   - Evidence informing the 2026 market-value input; displayed series and growth include calculations: The presentation reports January-March 2026 SoC/memory revenues of JPY xx.xx/xx.xx and April-June revenues of JPY xx.xx/xx.xx. July guidance forecasts fiscal-2026 SoC/memory revenues of JPY xx.xx/xx.xx and supplies the fiscal-to-calendar bridge. Guidance is not realized revenue. ([advantest.com](https://www.advantest.com/document/en/investors/ir-library/result/JE_BIZ_260729_slide.pdf))
   - Evidence informing the 2040 market-value input; displayed series and growth include calculations: Current equipment revenue and company-specific capacity plans constrain the forecast starting point, not the assumed long-run growth rate or the 2040 result. ([advantest.com](https://www.advantest.com/document/en/investors/ir-library/result/JE_BIZ_260729_slide.pdf))

6. Teradyne, Inc. - Form 10-K for the Year Ended December 31, 2025
   · Evidence informing the 2023 market-value input; displayed series and growth include calculations: The revenue-disaggregation table reports 2023 point-in-time SoC revenue of USD xx.xx and memory revenue of USD xx.xx. Replacement parts require a further modeled deduction. ([investors.teradyne.com](https://investors.teradyne.com/sec-filings/all-sec-filings/content/xx.xx-xx.xx-xx.xx/xx.xx-xx.xx-xx.xx.pdf))
   · Evidence informing the 2024 market-value input; displayed series and growth include calculations: The filing reports 2024 point-in-time SoC revenue of USD xx.xx and memory revenue of USD xx.xx separately from over-time revenue and IST. ([investors.teradyne.com](https://investors.teradyne.com/sec-filings/all-sec-filings/content/xx.xx-xx.xx-xx.xx/xx.xx-xx.xx-xx.xx.pdf))
   · Evidence informing the 2025 market-value input; displayed series and growth include calculations: The filing reports 2025 point-in-time SoC revenue of USD xx.xx and memory revenue of USD xx.xx. Point-in-time recognition includes products and replacement parts and is therefore an equipment proxy rather than an exact complete-system subtotal. ([investors.teradyne.com](https://investors.teradyne.com/sec-filings/all-sec-filings/content/xx.xx-xx.xx-xx.xx/xx.xx-xx.xx-xx.xx.pdf))
   · Evidence informing base-year allocation inputs; displayed values and growth are calculated: Customer-site geography and broader revenue disclosures support the scoped national destination bridge.
   · Evidence informing base-year allocation inputs; displayed values and growth are calculated: Customer-site attribution distinguishes receiving locations from specifying customer headquarters.
   · Evidence informing base-year allocation inputs; displayed values and growth are calculated: Europe revenue requires a substantial modeled exclusion of adjacent businesses and services.
   · Evidence informing base-year allocation inputs; displayed values and growth are calculated: Disclosed Asian customer-site revenues constrain the joint regional proxy.
   · Evidence informing base-year allocation inputs; displayed values and growth are calculated: The distinction between platform-specifying and equipment-purchasing customers prevents classifying an operating purchaser as a reseller merely because another company selected the platform. ([investors.teradyne.com](https://investors.teradyne.com/sec-filings/all-sec-filings/content/xx.xx-xx.xx-xx.xx/xx.xx-xx.xx-xx.xx.pdf))
   · Evidence informing forecast-year allocation inputs; displayed values and growth are calculated: The distinction between platform-specifying and equipment-purchasing customers prevents classifying an operating purchaser as a reseller merely because another company selected the platform. ([investors.teradyne.com](https://investors.teradyne.com/sec-filings/all-sec-filings/content/xx.xx-xx.xx-xx.xx/xx.xx-xx.xx-xx.xx.pdf))
7. Teradyne, Inc. - Form 10-Q for the Quarterly Period Ended June 28, 2026
   · Evidence informing the 2026 market-value input; displayed series and growth include calculations: First-half 2026 point-in-time revenue was USD xx.xx for SoC and USD xx.xx for memory. Comparable first-half 2025 amounts were USD xx.xx and USD xx.xx independently establishing strong realized growth before the modeled second half. ([investors.teradyne.com](https://investors.teradyne.com/sec-filings/all-sec-filings/content/xx.xx-xx.xx-xx.xx/xx.xx-xx.xx-xx.xx.pdf))

8. Cohu, Inc. - Form 10-K for the Fiscal Year Ended December 27, 2025
   - Evidence informing the 2023 market-value input; displayed series and growth include calculations: Cohu reports 2023 systems-semiconductor test and inspection revenue of USD xx.xx. Only an assumed complete-tester and eligible-device portion enters this market. ([sec.gov](https://www.sec.gov/Archives/edgar/data/xx.xx/xx.xx/cohu20251227_10k.htm))
   - Evidence informing the 2024 market-value input; displayed series and growth include calculations: Cohu reports 2024 systems-semiconductor test and inspection revenue of USD xx.xx separately from non-systems revenue. ([sec.gov](https://www.sec.gov/Archives/edgar/data/xx.xx/xx.xx/cohu20251227_10k.htm))
   - Evidence informing the 2025 market-value input; displayed series and growth include calculations: Cohu reports 2025 systems-semiconductor test and inspection revenue of USD xx.xx. Automation, inspection, interfaces and recurring services prevent attribution of the whole company to SoC testers. ([sec.gov](https://www.sec.gov/Archives/edgar/data/xx.xx/xx.xx/cohu20251227_10k.htm))
   - Evidence informing base-year allocation inputs; displayed values and growth are calculated: Asian destination disclosures provide an independent supplier cross-check on regional concentration.
   - Evidence informing base-year allocation inputs; displayed values and growth are calculated: Independent-representative commissions are identified in selling expenses; representation alone does not establish title-taking equipment resale or a numerical distributor share. ([sec.gov](https://www.sec.gov/Archives/edgar/data/xx.xx/xx.xx/cohu20251227_10k.htm))
   - Evidence informing forecast-year allocation inputs; displayed values and growth are calculated: Independent-representative commissions are identified in selling expenses; representation alone does not establish title-taking equipment resale or a numerical distributor share. ([sec.gov](https://www.sec.gov/Archives/edgar/data/xx.xx/xx.xx/cohu20251227_10k.htm))
9. Hangzhou Changchuan Technology Co., Ltd. - 2025 Annual Report
   - Evidence informing the 2024 market-value input; displayed series and growth include calculations: The product table reports 2024 tester revenue of CNY xx.xx, distinct from handlers and other products. Its SoC-eligible portion remains modeled. ([static.cninfo.com.cn](https://static.cninfo.com.cn/finalpage/2026-xx.xx-xx.xx/xx.xx.PDF))
   - Evidence informing the 2025 market-value input; displayed series and growth include calculations: The product table reports 2025 tester revenue of CNY xx.xx. The filing's broader analog and digital portfolio requires a scope adjustment rather than inclusion of all tester revenue. ([static.cninfo.com.cn](https://static.cninfo.com.cn/finalpage/2026-xx.xx-xx.xx/xx.xx.PDF))
10. YC Corporation - Business Report for the Year Ended December 31, 2025
    - Evidence informing the 2023 market-value input; displayed series and growth include calculations: The sales table reports KRW xx.xx for the 2023 memory-wafer-tester, semiconductor-equipment, parts, modification and related category. Complete-equipment attribution requires a deduction. ([kind.krx.co.kr](https://kind.krx.co.kr/external/2026/xx.xx/xx.xx/xx.xx/xx.xx/xx.xx.htm))
    - Evidence informing the 2024 market-value input; displayed series and growth include calculations: The comparable 2024 category revenue is KRW xx.xx, not an independently isolated complete-tester total. ([kind.krx.co.kr](https://kind.krx.co.kr/external/2026/xx.xx/xx.xx/xx.xx/xx.xx/xx.xx.htm))
    - Evidence informing the 2025 market-value input; displayed series and growth include calculations: The comparable 2025 category revenue is KRW xx.xx. Parts, modifications and other equipment remain a material scope uncertainty. ([kind.krx.co.kr](https://kind.krx.co.kr/external/2026/xx.xx/xx.xx/xx.xx/xx.xx/xx.xx.htm))
11. Chroma ESG - About Chroma: 2025 Group Financial and Operating Profile
    - Evidence informing the 2025 market-value input; displayed series and growth include calculations: Chroma's own disclosure states 2025 group consolidated revenue of USD xx.xx. This broad corporate amount constrains, but does not directly measure, its eligible complete-SoC-tester revenue. ([csr.chromaate.com](https://csr.chromaate.com/en/esg-en/green-chroma-en/brand-en))

12. Chroma ESG - Green Revenue and Financial Performance, 2025

· Evidence informing the 2024 market-value input; displayed series and growth include calculations: Chroma reports 2025 consolidated revenue growth of xx.xx%. The model uses this company growth rate to backcast its small 2024 scoped revenue budget at a constant conversion basis, not as an observed 2024 tester subtotal. ([csr.chromaate.com](https://csr.chromaate.com/en/esg-en/green-chroma-en/green-revenue-en))

· Evidence informing the 2025 market-value input; displayed series and growth include calculations: The disclosure distinguishes broad measurement products and SLT demand, reinforcing the need to exclude unrelated corporate revenue from the SoC/memory tester estimate. ([csr.chromaate.com](https://csr.chromaate.com/en/esg-en/green-chroma-en/green-revenue-en))

13. Federal Reserve Board - Foreign Exchange Rates, G.5A, January 5, 2026

· Evidence informing the 2023 market-value input; displayed series and growth include calculations: The official annual-average exchange-rate release supplies the currency-conversion benchmark; the model uses JPY xx.xx per USD for its large calendar-2023 Japanese revenue anchor and an explicitly rounded KRW conversion for the smaller Korean budget. ([fred.stlouisfed.org](https://fred.stlouisfed.org/series/AEXJPUS/))

· Evidence informing the 2024 market-value input; displayed series and growth include calculations: The model uses JPY xx.xx per USD for calendar 2024; small CNY and KRW budgets use disclosed approximate conversion assumptions close to the official annual averages. ([fred.stlouisfed.org](https://fred.stlouisfed.org/series/AEXJPUS/))

· Evidence informing the 2025 market-value input; displayed series and growth include calculations: The model uses JPY xx.xx per USD for calendar 2025. CNY xx.xx and KRW xx.xx per USD are rounded modeling conventions, not the release's exact observations. ([fred.stlouisfed.org](https://fred.stlouisfed.org/series/AEXJPUS/))

14. SEMI - 2018 Global Semiconductor Equipment Sales Jump to Record USD 64.5 Billion

· Evidence informing the 2017 market-value input; displayed series and growth include calculations: The association's member-billings release reports xx.xx% growth in total test equipment sales in 2018. Its inverse supplies the 2017 historical proxy; it is not a direct observation of the narrower captured market. ([www1.semi.org](https://www1.semi.org/en/2018-global-semiconductor-equipment-sales-jump-record-xx.xx-billion))

· Evidence informing the 2018 market-value input; displayed series and growth include calculations: The release reports approximately USD xx.xx of total semiconductor-equipment sales in 2018, used only with the 2019 equipment total as a disclosed broad-cycle proxy. ([www1.semi.org](https://www1.semi.org/en/2018-global-semiconductor-equipment-sales-jump-record-xx.xx-billion))

15. SEMI - 2020 Global Semiconductor Equipment Sales Surge 19% to Industry Record USD 71.2 Billion

· Evidence informing the 2018 market-value input; displayed series and growth include calculations: The release reports 2019 total equipment billings of USD xx.xx. Relative to the published approximate 2018 total, this supplies a broad-equipment downturn proxy, not an observed SoC/memory tester growth rate. ([semi.org](https://www.semi.org/en/news-media-press/semi-press-releases/annual-global-semiconductor-equipment-sales))

· Evidence informing the 2019 market-value input; displayed series and growth include calculations: Reported 2020 total-test-equipment growth of xx.xx% supplies the inverse bridge into 2019. ([semi.org](https://www.semi.org/en/news-media-press/semi-press-releases/annual-global-semiconductor-equipment-sales))

· Evidence informing the 2020 market-value input; displayed series and growth include calculations: The association's member-submitted billings dataset reports xx.xx% total-test-equipment growth in 2020, used as a historical demand-cycle proxy. ([semi.org](https://www.semi.org/en/news-media-press/semi-press-releases/annual-global-semiconductor-equipment-sales))

16. SEMI - 2021 Global Semiconductor Equipment Sales Surge 44% to Industry Record USD 102.6 Billion

· Evidence informing the 2020 market-value input; displayed series and growth include calculations: Reported total-test-equipment sales growth of xx.xx% in 2021 supports the inverse bridge from the 2021 estimate to 2020. ([semi.org](https://www.semi.org/en/news-media-press-releases/semi-press-releases/2021-global-semiconductor-equipment-sales-surge-xx.xx%xx.xx-to-industry-record-%xx.xx-billion-semi-reports))

· Evidence informing the 2021 market-value input; displayed series and growth include calculations: The xx.xx% test-equipment increase is a member-billings observation for a broader equipment class, not the final market value returned here.
([semi.org](https://www.semi.org/en/news-media-press-releases/semi-press-releases/2021-global-semiconductor-equipment-sales-surge-xx.xx%xx.xx-to-industry-record-%xx.xx-billion-semi-reports))

17. SEMI - Global Semiconductor Equipment Billings Reach Industry Record USD 107.6 Billion in 2022

· Evidence informing the 2021 market-value input; displayed series and growth include calculations: The release reports a xx.xx% contraction in total-test-equipment billings in 2022, supporting the inverse historical bridge into 2021.
([semi.org](https://www.semi.org/en/news-media-press-releases/semi-press-releases/global-semiconductor-equipment-billings-reach-industry-record-%xx.xx-billion-in-2022-semi-reports))

18. SEMI - Global Semiconductor Equipment Billings Slip to USD 106.3 Billion in 2023

· Evidence informing the 2023 market-value input; displayed series and growth include calculations: The xx.xx% broader test-equipment decline supplies a historical-cycle constraint and one small-supplier backcast assumption, not the target-market level.
([semi.org](https://www.semi.org/en/news-media-press-releases/semi-press-releases/global-semiconductor-equipment-billings-slip-to-%xx.xx-billion-in-2023-semi-reports))

19. SEMI - Global Semiconductor Equipment Billings Surged to USD 117 Billion in 2024

· Evidence informing the 2024 market-value input; displayed series and growth include calculations: Realized total-test-equipment billings increased xx.xx% in 2024. This independently checks the direction and approximate magnitude of the modeled target-market recovery without substituting the broader category for this market.
([semi.org](https://www.semi.org/en/semi-press-release/global-semiconductor-equipment-billings-surged-to-xx.xx-billion-dollars-in-2024-semi-reports))

20. SEMI - Global Semiconductor Equipment Billings Reached USD 135 Billion in 2025

· Evidence informing the 2025 market-value input; displayed series and growth include calculations: The association reports realized total-test-equipment billings growth of xx.xx% in 2025. The modeled target-market increase of approximately xx.xx% is directionally consistent; differing product boundaries prevent an exact reconciliation.
([semi.org](https://www.semi.org/en/SEMI-Reports-Global-Semiconductor-Equipment-Billings-Reached-xx.xx-Billion-in-2025))

21. Advantest - Annual Securities Report and Business Report for the Year Ended March 31, 2026

· Evidence informing the 2025 market-value input; displayed series and growth include calculations: Note xx.xx identifies customer operating leases of semiconductor test systems and JPY xx.xx of future payments receivable at March xx.xx 2025. This establishes a small supplier-specific leasing activity, not annual global leasing revenue.
([advantest.com](https://www.advantest.com/document/en/investors/ir-library/report/IR_SecuritiesandBusinesReport_84th_en.pdf))

· Evidence informing the 2026 market-value input; displayed series and growth include calculations: Future customer lease payments receivable were JPY xx.xx at March xx.xx 2026; disclosed terms were one to three years and noncancelable. These figures qualify any assumption that OEM leasing is necessarily large or offers flexible exit.
([advantest.com](https://www.advantest.com/document/en/investors/ir-library/report/IR_SecuritiesandBusinesReport_84th_en.pdf))

· Evidence informing base-year allocation inputs; displayed values and growth are calculated: Future customer lease payments of JPY xx.xx at March xx.xx 2025 and JPY xx.xx at March xx.xx 2026 are supplier-specific receivables, not annual global merchant lease revenue; they limit rather than verify the leasing assumptions.
([advantest.com](https://www.advantest.com/document/en/investors/ir-library/report/IR_SecuritiesandBusinesReport_84th_en.pdf))

· Evidence informing forecast-year allocation inputs; displayed values and growth are calculated: Future customer lease payments of JPY xx.xx at March xx.xx 2025 and JPY xx.xx at March xx.xx 2026 are supplier-specific receivables, not annual global merchant lease revenue; they limit rather than verify the leasing assumptions.
([advantest.com](https://www.advantest.com/document/en/investors/ir-library/report/IR_SecuritiesandBusinesReport_84th_en.pdf))

22. Amkor Technology, Inc. - Form 10-K for the Year Ended December 31, 2025

· Evidence informing the 2025 market-value input; displayed series and growth include calculations: Amkor reports 2025 capital expenditures of USD xx.xx versus USD xx.xx in 2024, covering packaging, testing and facilities. The amount is a buyer-spending constraint, not tester-only spending.
([sec.gov](https://www.sec.gov/Archives/edgar/data/xx.xx/xx.xx/amkr-xx.xx.htm))

· Evidence informing the 2026 market-value input; displayed series and growth include calculations: The filing's USD xx.xx-xx.xx 2026 capital-expenditure expectation is primarily increased by Arizona construction. It cannot be treated as an equivalent tester award or annual tester-market increment.
([sec.gov](https://www.sec.gov/Archives/edgar/data/xx.xx/xx.xx/amkr-xx.xx.htm))

· Evidence informing the 2028 market-value input; displayed series and growth include calculations: Standardized tester investment, customer-consigned equipment and equipment-redeployment risks qualify the conversion from announced capacity projects to incremental tester purchases. No project investment is added directly to the 2028 forecast.
([sec.gov](https://www.sec.gov/Archives/edgar/data/xx.xx/xx.xx/amkr-xx.xx.htm))

· Evidence informing the 2029 market-value input; displayed series and growth include calculations: The buyer's broad spending and commitment disclosures support retaining procurement-conversion and reuse uncertainty rather than equating project completion with tester sales.
([sec.gov](https://www.sec.gov/Archives/edgar/data/xx.xx/xx.xx/amkr-xx.xx.htm))

· Evidence informing base-year allocation inputs; displayed values and growth are calculated: Location-specific property and equipment supports geographically distinct buyer pools, not direct annual tester spending.

· Evidence informing forecast-year allocation inputs; displayed values and growth are calculated: Location-specific property and equipment supports geographically distinct buyer pools, not direct annual tester spending.

· Evidence informing base-year allocation inputs; displayed values and growth are calculated: Korea operating assets corroborate local packaging and test activity without equating assets to annual equipment purchases.

23. Intel Corporation - Form 10-K for the Year Ended December 27, 2025

· Evidence informing forecast-year allocation inputs; displayed values and growth are calculated: Discontinued Germany expansion constrains the forecast; no canceled-project tester increment is included.

· Evidence informing forecast-year allocation inputs; displayed values and growth are calculated: Costa Rican consolidation is counterevidence to uniform Latin American equipment expansion.

24. Micron Technology, Inc. - Form 10-K for the Fiscal Year Ended August 28, 2025
    - Evidence informing base-year allocation inputs; displayed values and growth are calculated: India's disclosed component assembly/test location supports the base procurement pipeline, not a reported spending amount.
25. Micron - Celebrates Opening of India's First Semiconductor Assembly and Test Facility, February 28, 2026
    - Evidence informing forecast-year allocation inputs; displayed values and growth are calculated: Commercial commencement and aggregate shipment expectations support a post-2025 expansion premise; they do not measure tester expenditure.
26. Amkor - Announces Phase 2 of Arizona Advanced Packaging and Test Campus, September 8, 2026
    - Evidence informing forecast-year allocation inputs; displayed values and growth are calculated: Phase-two construction and completion expectations support delayed procurement conversion, not a 2025 equipment award.
27. NIST - Appendix: The CHIPS Program Office Vision for Success, Two Years Later, January 2025
    - Evidence informing forecast-year allocation inputs; displayed values and growth are calculated: Device-manufacturing and packaging project locations constrain the national expansion opportunity; award ceilings are not tester spending.
28. Chips Joint Undertaking - EU Strengthens Semiconductor Sovereignty with Pilot Lines and Competence Centres, April 2025
    - Evidence informing base-year allocation inputs; displayed values and growth are calculated: Selection of xx.xx competence centres across xx.xx countries supports broad research access, not equal local tester purchases.
    - Evidence informing forecast-year allocation inputs; displayed values and growth are calculated: Selection of xx.xx competence centres across xx.xx countries supports broad research access, not equal local tester purchases.
29. HT Micron - Quality Management and Brazilian Operating Scope
    - Evidence informing base-year allocation inputs; displayed values and growth are calculated: Company disclosure establishes Brazilian semiconductor encapsulation and testing activity, but not tester-only expenditure.
    - Evidence informing forecast-year allocation inputs; displayed values and growth are calculated: Company disclosure establishes Brazilian semiconductor encapsulation and testing activity, but not tester-only expenditure.
30. NXP Semiconductors - 2025 Annual Report and Financial Statements
    - Evidence informing base-year allocation inputs; displayed values and growth are calculated: Disclosed China back-end activity supports a local equipment-purchaser pool.
    - Evidence informing forecast-year allocation inputs; displayed values and growth are calculated: Disclosed China back-end activity supports a local equipment-purchaser pool.
31. Brazil MDIC - Complexo Eletroeletrônico e de Semicondutores
    - Evidence informing forecast-year allocation inputs; displayed values and growth are calculated: Brasil Semicon is national policy context; its overview does not establish a particular eligible tester purchase or fiscal benefit.
32. TEAM A.T.E. - Services
    - Evidence informing base-year allocation inputs; displayed values and growth are calculated: Purchasing surplus equipment for inventory, SoC/memory equipment offerings and rental/lease arrangements establish merchant commercial routes. The absence of a worldwide field-service organization qualifies support assumptions but supplies no revenue weight. ([team-ate.com](https://www.team-ate.com/services))
    - Evidence informing forecast-year allocation inputs; displayed values and growth are calculated: Purchasing surplus equipment for inventory, SoC/memory equipment offerings and rental/lease arrangements establish merchant commercial routes. The absence of a worldwide field-service organization qualifies support assumptions but supplies no revenue weight. ([team-ate.com](https://www.team-ate.com/services))

33. Advantest Pre-Owned Solutions - Business
    - Evidence informing base-year allocation inputs; displayed values and growth are calculated: The OEM-managed resale alternative qualifies an assumption that all pre-owned equipment passes through independent resellers and provides a commercial counterforce to merchant growth, without measuring its magnitude. ([advantest.com](https://www.advantest.com/en/customer-services/apo/business/))
    - Evidence informing forecast-year allocation inputs; displayed values and growth are calculated: The OEM-managed resale alternative qualifies an assumption that all pre-owned equipment passes through independent resellers and provides a commercial counterforce to merchant growth, without measuring its magnitude. ([advantest.com](https://www.advantest.com/en/customer-services/apo/business/))
34. Spirox Corporation - 2025 Annual Report
    - Evidence informing base-year allocation inputs; displayed values and growth are calculated: Semiconductor-equipment revenue was NTD xx.xx in 2025, separately from service and maintenance. Agency/distribution, own products and adjacent equipment prevent attributing the full amount to merchant SoC/memory tester sales. ([file.spirox.com.tw](https://file.spirox.com.tw/Annual%20Reports/2025/xx.xx%E5%B9%B4%E5%BA%A6%E5%B9%B4%E5%A0%B1%xx.xx%E8%8B%B1%E6%xx.xx%xx.xx%xx.xx.pdf))
    - Evidence informing forecast-year allocation inputs; displayed values and growth are calculated: Semiconductor-equipment revenue was NTD xx.xx in 2025, separately from service and maintenance. Agency/distribution, own products and adjacent equipment prevent attributing the full amount to merchant SoC/memory tester sales. ([file.spirox.com.tw](https://file.spirox.com.tw/Annual%20Reports/2025/xx.xx%E5%B9%B4%E5%BA%A6%E5%B9%B4%E5%A0%B1%xx.xx%E8%8B%B1%E6%xx.xx%xx.xx%xx.xx.pdf))

14. SoC & Memory Semiconductor Tester Market, by Test Insertion

[illegible] For Wafer-Level Test and Packaged-Device Test, procurement should identify the accepted deployment and distinguish the tester commitment from associated equipment and services. Recognition of a device presentation does not establish a particular supplier's delivered configuration.

[illegible] Buyers can compare that coordinated offering with separately contracted equipment relationships, but should obtain configuration-specific acceptance and support commitments. The announcement establishes the supplier proposition, not an identified customer's accepted installation.

In-Process Assembly Test exposes a different allocation problem. [illegible] A requirement at an intermediate stage should not be treated as proof that a complete new tester is needed when an accepted existing configuration could be allocated to it.

Multi-Insertion Test should be contracted as an explicit set of accepted deployments, not inferred from broad platform coverage. A common agreement can consolidate responsibility but concentrates dependence; separate stage awards retain more sourcing choice while adding coordination. [illegible]

Figure 22. Global SoC & Memory Semiconductor Tester Market Size, by Test Insertion, 2025 (%)

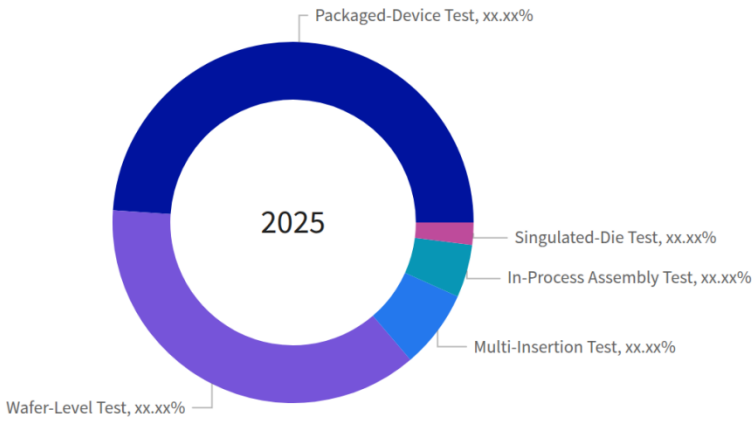

Figure 23. Global SoC & Memory Semiconductor Tester Market, by Test Insertion, 2032 (USD Million)

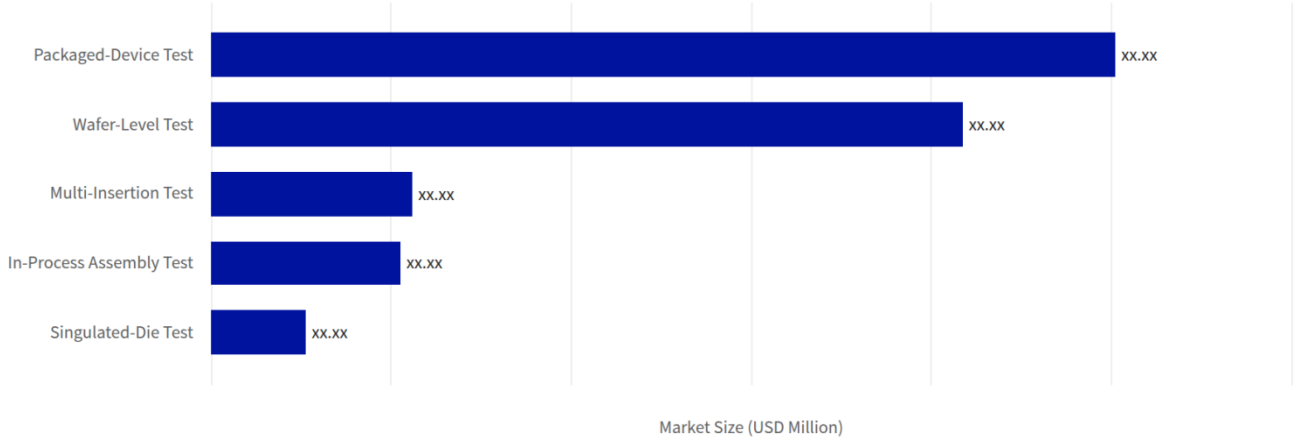

Table 106. Global SoC & Memory Semiconductor Tester Market, by Test Insertion growth contribution, 2025-2032

Category	2025 value (USD Million)	2032 value (USD Million)	Added value (USD Million)	2025 share (%)	2032 share (%)	Change (pp)	Growth share (%)	CAGR (%)
In-Process Assembly Test	xx.xx	xx.xx	xx.xx	xx.xx	xx.xx	xx.xx	xx.xx	xx.xx
Multi-Insertion Test	xx.xx	xx.xx	xx.xx	xx.xx	xx.xx	xx.xx	xx.xx	xx.xx
Packaged-Device Test	xx.xx	xx.xx	xx.xx	xx.xx	xx.xx	xx.xx	xx.xx	xx.xx
Singulated-Die Test	xx.xx	xx.xx	xx.xx	xx.xx	xx.xx	xx.xx	xx.xx	xx.xx
Wafer-Level Test	xx.xx	xx.xx	xx.xx	xx.xx	xx.xx	xx.xx	xx.xx	xx.xx
Scope total	**xx.xx**	**xx.xx**	**xx.xx**	**xx.xx**	**xx.xx**	**xx.xx**	**xx.xx**	**xx.xx**

Table 107. Global SoC & Memory Semiconductor Tester Market Size, by Test Insertion, 2017-2040 (USD Million)

Test Insertion	2017	2024	2025	2026	2027	2032	2040	CAGR (%)
In-Process Assembly Test	xx.xx	xx.xx	xx.xx	xx.xx	xx.xx	xx.xx	xx.xx	xx.xx
Multi-Insertion Test	xx.xx	xx.xx	xx.xx	xx.xx	xx.xx	xx.xx	xx.xx	xx.xx
Packaged-Device Test	xx.xx	xx.xx	xx.xx	xx.xx	xx.xx	xx.xx	xx.xx	xx.xx
Singulated-Die Test	xx.xx	xx.xx	xx.xx	xx.xx	xx.xx	xx.xx	xx.xx	xx.xx
Wafer-Level Test	xx.xx	xx.xx	xx.xx	xx.xx	xx.xx	xx.xx	xx.xx	xx.xx
Total	**xx.xx**	**xx.xx**	**xx.xx**	**xx.xx**	**xx.xx**	**xx.xx**	**xx.xx**	**xx.xx**

Sources & Evidence

1. SEMI University On-Site Trainings

   · The production-testing curriculum distinguishes wafers, singulated die, panels, strips, partially packaged devices, and fully packaged devices; it is category context, not delivery evidence. ([semi.org](https://www.semi.org/sites/semi.org/files/2024-xx.xx/SEMI_U_On_Site%20Trainings.pdf))

   · Taxonomy evidence: The production-testing curriculum distinguishes semiconductor device presentations and separately discusses ATE, SLT, handling equipment and burn-in. These distinctions support retaining the insertion question without treating the full test cell or every adjacent system as a complete in-scope tester. ([semi.org](https://www.semi.org/sites/semi.org/files/2024-xx.xx/SEMI_U_On_Site%20Trainings.pdf))

   · Taxonomy evidence: The production-testing curriculum recognizes wafer, separated-die, panel, strip, and partially or fully packaged presentations. Its advanced-packaging discussion includes disaggregated SoCs and HBM, supporting relevance to the working market.

2. Teradyne Introduces Integrated Test Solution for AI and Data Center Devices in Collaboration with Tokyo Electron

   · On June xx.xx 2026, Teradyne announced an UltraFLEXplus and Tokyo Electron Prexa SDP solution for singulated-device screening at multiple advanced-packaging points. This establishes the supplier proposition, not customer acceptance. ([investors.teradyne.com](https://investors.teradyne.com/news-events/press-releases/detail/xx.xx/teradyne-introduces-integrated-test-solution-for-ai-and-data-center-devices-in-collaboration-with-tokyo-electron))

   · Evidence informing forecast-year allocation inputs; displayed values and growth are calculated: The June xx.xx 2026 coordinated singulated-device offering supports commercial availability relevant to the forecast; it does not establish 2025 sales or the modeled 2032 penetration.

   · Evidence informing forecast-year allocation inputs; displayed values and growth are calculated: The offering references multiple advanced-packaging points, but this is not evidence that an individual delivery has accepted multi-insertion coverage.

3. IC Semiconductor Test Services - Amkor Technology

   · Amkor describes distributed testing encompassing wafer probe, testing between key assembly steps, and final ATE and system-level testing. The service description does not establish a delivered tester configuration. ([amkor.com](https://amkor.com/test-services/))

   · Taxonomy evidence: Amkor describes its own SoC-and-memory package testing and advanced-computing and memory test operations. Its equipment-user perspective corroborates demand across wafer, assembly-intermediate, and packaged-device insertions without establishing tester supplier shares.

   · Evidence informing base-year allocation inputs; displayed values and growth are calculated: The company's service description separates wafer probe, testing between assembly steps and final testing, supporting the insertion mapping rather than a sales weight or complete-tester purchase requirement.

   · Evidence informing forecast-year allocation inputs; displayed values and growth are calculated: The company's service description separates wafer probe, testing between assembly steps and final testing, supporting the insertion mapping rather than a sales weight or complete-tester purchase requirement.

4. Advantest - FY2024 Consolidated Financial Results Presentation, April 25, 2025
   - Evidence informing the 2023 market-value input; displayed series and growth include calculations: Quarterly product-revenue disclosures support calendar-2023 totals of JPY xx.xx for SoC testers and JPY xx.xx for memory testers, before modeled scope adjustments. ([advantest.com](https://www.advantest.com/document/en/investors/ir-library/result/JE_BIZ_250425_slide.pdf))
   - Evidence informing the 2024 market-value input; displayed series and growth include calculations: Quarterly product-revenue disclosures support calendar-2024 totals of JPY xx.xx for SoC testers and JPY xx.xx for memory testers; handling, services and system-level testing are disclosed separately. ([advantest.com](https://www.advantest.com/document/en/investors/ir-library/result/JE_BIZ_250425_slide.pdf))
5. Advantest - FY2025 Third Quarter Financial Results Presentation, January 28, 2026
   - Evidence informing the 2025 market-value input; displayed series and growth include calculations: The disclosed January-March 2025 quarter and April-December 2025 quarters produce calendar-2025 SoC tester revenue of JPY xx.xx and memory tester revenue of JPY xx.xx. These are supplier revenues, not a published global market total. ([advantest.com](https://www.advantest.com/document/en/investors/ir-library/result/JE_BIZ_260128_slide.pdf))
   - Evidence informing base-year allocation inputs; displayed values and growth are calculated: Quarterly memory-system receipts reconstruct calendar-2025 revenue of JPY xx.xx, an input to the shared diversified-memory equipment budget.
   - Evidence informing forecast-year allocation inputs; displayed values and growth are calculated: Quarterly memory-system receipts reconstruct calendar-2025 revenue of JPY xx.xx, an input to the shared diversified-memory equipment budget.
   - Evidence informing base-year allocation inputs; displayed values and growth are calculated: The observed memory receipts constrain the parent purchasing budget from which the modeled intermediate-assembly portion is attributed; no insertion split is disclosed.
   - Evidence informing forecast-year allocation inputs; displayed values and growth are calculated: The observed memory receipts constrain the parent purchasing budget from which the modeled intermediate-assembly portion is attributed; no insertion split is disclosed.
   - Evidence informing base-year allocation inputs; displayed values and growth are calculated: Product-line receipts support the common equipment-budget bridge carried into the package-test allocation and its forecast starting weights.
   - Evidence informing forecast-year allocation inputs; displayed values and growth are calculated: Product-line receipts support the common equipment-budget bridge carried into the package-test allocation and its forecast starting weights.
6. Advantest - FY2026 First Quarter Financial Results Presentation, July 29, 2026
   - Evidence informing the 2026 market-value input; displayed series and growth include calculations: The presentation reports January-March 2026 SoC/memory revenues of JPY xx.xx/xx.xx and April-June revenues of JPY xx.xx/xx.xx. July guidance forecasts fiscal-2026 SoC/memory revenues of JPY xx.xx/xx.xx and supplies the fiscal-to-calendar bridge. Guidance is not realized revenue. ([advantest.com](https://www.advantest.com/document/en/investors/ir-library/result/JE_BIZ_260729_slide.pdf))
   - Evidence informing the 2040 market-value input; displayed series and growth include calculations: Current equipment revenue and company-specific capacity plans constrain the forecast starting point, not the assumed long-run growth rate or the 2040 result. ([advantest.com](https://www.advantest.com/document/en/investors/ir-library/result/JE_BIZ_260729_slide.pdf))

7. Teradyne, Inc. - Form 10-K for the Year Ended December 31, 2025
   - Evidence informing the 2023 market-value input; displayed series and growth include calculations: The revenue-disaggregation table reports 2023 point-in-time SoC revenue of USD xx.xx and memory revenue of USD xx.xx. Replacement parts require a further modeled deduction. ([investors.teradyne.com](https://investors.teradyne.com/sec-filings/all-sec-filings/content/xx.xx-xx.xx-xx.xx/xx.xx-xx.xx-xx.xx.pdf))
   - Evidence informing the 2024 market-value input; displayed series and growth include calculations: The filing reports 2024 point-in-time SoC revenue of USD xx.xx and memory revenue of USD xx.xx separately from over-time revenue and IST. ([investors.teradyne.com](https://investors.teradyne.com/sec-filings/all-sec-filings/content/xx.xx-xx.xx-xx.xx/xx.xx-xx.xx-xx.xx.pdf))
   - Evidence informing the 2025 market-value input; displayed series and growth include calculations: The filing reports 2025 point-in-time SoC revenue of USD xx.xx and memory revenue of USD xx.xx. Point-in-time recognition includes products and replacement parts and is therefore an equipment proxy rather than an exact complete-system subtotal. ([investors.teradyne.com](https://investors.teradyne.com/sec-filings/all-sec-filings/content/xx.xx-xx.xx-xx.xx/xx.xx-xx.xx-xx.xx.pdf))
   - Evidence informing base-year allocation inputs; displayed values and growth are calculated: The filing reports USD xx.xx of 2025 point-in-time memory revenue and identifies wafer-level deployment, supporting the memory-budget and category bridge.
   - Evidence informing forecast-year allocation inputs; displayed values and growth are calculated: The filing reports USD xx.xx of 2025 point-in-time memory revenue and identifies wafer-level deployment, supporting the memory-budget and category bridge.
   - Evidence informing base-year allocation inputs; displayed values and growth are calculated: Device-package deployment and memory final-test capabilities support category mapping. The revenue table separately identifies IST, which is not silently included in conventional package-test equipment.
   - Evidence informing forecast-year allocation inputs; displayed values and growth are calculated: Device-package deployment and memory final-test capabilities support category mapping. The revenue table separately identifies IST, which is not silently included in conventional package-test equipment.
8. Teradyne, Inc. - Form 10-Q for the Quarterly Period Ended June 28, 2026
   - Evidence informing the 2026 market-value input; displayed series and growth include calculations: First-half 2026 point-in-time revenue was USD xx.xx for SoC and USD xx.xx for memory. Comparable first-half 2025 amounts were USD xx.xx and USD xx.xx independently establishing strong realized growth before the modeled second half. ([investors.teradyne.com](https://investors.teradyne.com/sec-filings/all-sec-filings/content/xx.xx-xx.xx-xx.xx/xx.xx-xx.xx-xx.xx.pdf))
9. Cohu, Inc. - Form 10-K for the Fiscal Year Ended December 27, 2025
   - Evidence informing the 2023 market-value input; displayed series and growth include calculations: Cohu reports 2023 systems-semiconductor test and inspection revenue of USD xx.xx. Only an assumed complete-tester and eligible-device portion enters this market. ([sec.gov](https://www.sec.gov/Archives/edgar/data/xx.xx/xx.xx/cohu20251227_10k.htm))
   - Evidence informing the 2024 market-value input; displayed series and growth include calculations: Cohu reports 2024 systems-semiconductor test and inspection revenue of USD xx.xx separately from non-systems revenue. ([sec.gov](https://www.sec.gov/Archives/edgar/data/xx.xx/xx.xx/cohu20251227_10k.htm))
   - Evidence informing the 2025 market-value input; displayed series and growth include calculations: Cohu reports 2025 systems-semiconductor test and inspection revenue of USD xx.xx. Automation, inspection, interfaces and recurring services prevent attribution of the whole company to SoC testers. ([sec.gov](https://www.sec.gov/Archives/edgar/data/xx.xx/xx.xx/cohu20251227_10k.htm))

10. Hangzhou Changchuan Technology Co., Ltd. - 2025 Annual Report
    - Evidence informing the 2024 market-value input; displayed series and growth include calculations: The product table reports 2024 tester revenue of CNY xx.xx, distinct from handlers and other products. Its SoC-eligible portion remains modeled. ([static.cninfo.com.cn](https://static.cninfo.com.cn/finalpage/2026-xx.xx-xx.xx/xx.xx.PDF))
    - Evidence informing the 2025 market-value input; displayed series and growth include calculations: The product table reports 2025 tester revenue of CNY xx.xx. The filing's broader analog and digital portfolio requires a scope adjustment rather than inclusion of all tester revenue. ([static.cninfo.com.cn](https://static.cninfo.com.cn/finalpage/2026-xx.xx-xx.xx/xx.xx.PDF))
11. YC Corporation - Business Report for the Year Ended December 31, 2025
    - Evidence informing the 2023 market-value input; displayed series and growth include calculations: The sales table reports KRW xx.xx for the 2023 memory-wafer-tester, semiconductor-equipment, parts, modification and related category. Complete-equipment attribution requires a deduction. ([kind.krx.co.kr](https://kind.krx.co.kr/external/2026/xx.xx/xx.xx/xx.xx/xx.xx/xx.xx.htm))
    - Evidence informing the 2024 market-value input; displayed series and growth include calculations: The comparable 2024 category revenue is KRW xx.xx, not an independently isolated complete-tester total. ([kind.krx.co.kr](https://kind.krx.co.kr/external/2026/xx.xx/xx.xx/xx.xx/xx.xx/xx.xx.htm))
    - Evidence informing the 2025 market-value input; displayed series and growth include calculations: The comparable 2025 category revenue is KRW xx.xx. Parts, modifications and other equipment remain a material scope uncertainty. ([kind.krx.co.kr](https://kind.krx.co.kr/external/2026/xx.xx/xx.xx/xx.xx/xx.xx/xx.xx.htm))
12. Chroma ESG - About Chroma: 2025 Group Financial and Operating Profile
    - Evidence informing the 2025 market-value input; displayed series and growth include calculations: Chroma's own disclosure states 2025 group consolidated revenue of USD xx.xx. This broad corporate amount constrains, but does not directly measure, its eligible complete-SoC-tester revenue. ([csr.chromaate.com](https://csr.chromaate.com/en/esg-en/green-chroma-en/brand-en))
13. Chroma ESG - Green Revenue and Financial Performance, 2025
    - Evidence informing the 2024 market-value input; displayed series and growth include calculations: Chroma reports 2025 consolidated revenue growth of xx.xx%. The model uses this company growth rate to backcast its small 2024 scoped revenue budget at a constant conversion basis, not as an observed 2024 tester subtotal. ([csr.chromaate.com](https://csr.chromaate.com/en/esg-en/green-chroma-en/green-revenue-en))
    - Evidence informing the 2025 market-value input; displayed series and growth include calculations: The disclosure distinguishes broad measurement products and SLT demand, reinforcing the need to exclude unrelated corporate revenue from the SoC/memory tester estimate. ([csr.chromaate.com](https://csr.chromaate.com/en/esg-en/green-chroma-en/green-revenue-en))
14. Federal Reserve Board - Foreign Exchange Rates, G.5A, January 5, 2026
    - Evidence informing the 2023 market-value input; displayed series and growth include calculations: The official annual-average exchange-rate release supplies the currency-conversion benchmark; the model uses JPY xx.xx per USD for its large calendar-2023 Japanese revenue anchor and an explicitly rounded KRW conversion for the smaller Korean budget. ([fred.stlouisfed.org](https://fred.stlouisfed.org/series/AEXJPUS/))
    - Evidence informing the 2024 market-value input; displayed series and growth include calculations: The model uses JPY xx.xx per USD for calendar 2024; small CNY and KRW budgets use disclosed approximate conversion assumptions close to the official annual averages. ([fred.stlouisfed.org](https://fred.stlouisfed.org/series/AEXJPUS/))
    - Evidence informing the 2025 market-value input; displayed series and growth include calculations: The model uses JPY xx.xx per USD for calendar 2025. CNY xx.xx and KRW xx.xx per USD are rounded modeling conventions, not the release's exact observations. ([fred.stlouisfed.org](https://fred.stlouisfed.org/series/AEXJPUS/))

15. SEMI - 2018 Global Semiconductor Equipment Sales Jump to Record USD 64.5 Billion

    · Evidence informing the 2017 market-value input; displayed series and growth include calculations: The association's member-billings release reports xx.xx% growth in total test equipment sales in 2018. Its inverse supplies the 2017 historical proxy; it is not a direct observation of the narrower captured market. ([www1.semi.org](https://www1.semi.org/en/2018-global-semiconductor-equipment-sales-jump-record-xx.xx-billion))

    · Evidence informing the 2018 market-value input; displayed series and growth include calculations: The release reports approximately USD xx.xx of total semiconductor-equipment sales in 2018, used only with the 2019 equipment total as a disclosed broad-cycle proxy. ([www1.semi.org](https://www1.semi.org/en/2018-global-semiconductor-equipment-sales-jump-record-xx.xx-billion))

16. SEMI - 2020 Global Semiconductor Equipment Sales Surge 19% to Industry Record USD 71.2 Billion

    · Evidence informing the 2018 market-value input; displayed series and growth include calculations: The release reports 2019 total equipment billings of USD xx.xx. Relative to the published approximate 2018 total, this supplies a broad-equipment downturn proxy, not an observed SoC/memory tester growth rate. ([semi.org](https://www.semi.org/en/news-media-press/semi-press-releases/annual-global-semiconductor-equipment-sales))

    · Evidence informing the 2019 market-value input; displayed series and growth include calculations: Reported 2020 total-test-equipment growth of xx.xx% supplies the inverse bridge into 2019. ([semi.org](https://www.semi.org/en/news-media-press/semi-press-releases/annual-global-semiconductor-equipment-sales))

    · Evidence informing the 2020 market-value input; displayed series and growth include calculations: The association's member-submitted billings dataset reports xx.xx% total-test-equipment growth in 2020, used as a historical demand-cycle proxy. ([semi.org](https://www.semi.org/en/news-media-press/semi-press-releases/annual-global-semiconductor-equipment-sales))

17. SEMI - 2021 Global Semiconductor Equipment Sales Surge 44% to Industry Record USD 102.6 Billion

    · Evidence informing the 2020 market-value input; displayed series and growth include calculations: Reported total-test-equipment sales growth of xx.xx% in 2021 supports the inverse bridge from the 2021 estimate to 2020. ([semi.org](https://www.semi.org/en/news-media-press-releases/semi-press-releases/2021-global-semiconductor-equipment-sales-surge-xx.xx%xx.xx-to-industry-record-%xx.xx-billion-semi-reports))

    · Evidence informing the 2021 market-value input; displayed series and growth include calculations: The xx.xx% test-equipment increase is a member-billings observation for a broader equipment class, not the final market value returned here. ([semi.org](https://www.semi.org/en/news-media-press-releases/semi-press-releases/2021-global-semiconductor-equipment-sales-surge-xx.xx%xx.xx-to-industry-record-%xx.xx-billion-semi-reports))

18. SEMI - Global Semiconductor Equipment Billings Reach Industry Record USD 107.6 Billion in 2022

    · Evidence informing the 2021 market-value input; displayed series and growth include calculations: The release reports a xx.xx% contraction in total-test-equipment billings in 2022, supporting the inverse historical bridge into 2021. ([semi.org](https://www.semi.org/en/news-media-press-releases/semi-press-releases/global-semiconductor-equipment-billings-reach-industry-record-%xx.xx-billion-in-2022-semi-reports))

19. SEMI - Global Semiconductor Equipment Billings Slip to USD 106.3 Billion in 2023

    · Evidence informing the 2023 market-value input; displayed series and growth include calculations: The xx.xx% broader test-equipment decline supplies a historical-cycle constraint and one small-supplier backcast assumption, not the target-market level. ([semi.org](https://www.semi.org/en/news-media-press-releases/semi-press-releases/global-semiconductor-equipment-billings-slip-to-%xx.xx-billion-in-2023-semi-reports))

20. SEMI - Global Semiconductor Equipment Billings Surged to USD 117 Billion in 2024

    · Evidence informing the 2024 market-value input; displayed series and growth include calculations: Realized total-test-equipment billings increased xx.xx% in 2024. This independently checks the direction and approximate magnitude of the modeled target-market recovery without substituting the broader category for this market. ([semi.org](https://www.semi.org/en/semi-press-release/global-semiconductor-equipment-billings-surged-to-xx.xx-billion-dollars-in-2024-semi-reports))

21. SEMI - Global Semiconductor Equipment Billings Reached USD 135 Billion in 2025

· Evidence informing the 2025 market-value input; displayed series and growth include calculations: The association reports realized total-test-equipment billings growth of xx.xx% in 2025. The modeled target-market increase of approximately xx.xx% is directionally consistent; differing product boundaries prevent an exact reconciliation.
([semi.org](https://www.semi.org/en/SEMI-Reports-Global-Semiconductor-Equipment-Billings-Reached-xx.xx-Billion-in-2025))

22. Advantest - Annual Securities Report and Business Report for the Year Ended March 31, 2026

· Evidence informing the 2025 market-value input; displayed series and growth include calculations: Note xx.xx identifies customer operating leases of semiconductor test systems and JPY xx.xx of future payments receivable at March xx.xx 2025. This establishes a small supplier-specific leasing activity, not annual global leasing revenue.
([advantest.com](https://www.advantest.com/document/en/investors/ir-library/report/IR_SecuritiesandBusinesReport_84th_en.pdf))

· Evidence informing the 2026 market-value input; displayed series and growth include calculations: Future customer lease payments receivable were JPY xx.xx at March xx.xx 2026; disclosed terms were one to three years and noncancelable. These figures qualify any assumption that OEM leasing is necessarily large or offers flexible exit.
([advantest.com](https://www.advantest.com/document/en/investors/ir-library/report/IR_SecuritiesandBusinesReport_84th_en.pdf))

23. Amkor Technology, Inc. - Form 10-K for the Year Ended December 31, 2025

· Evidence informing the 2025 market-value input; displayed series and growth include calculations: Amkor reports 2025 capital expenditures of USD xx.xx versus USD xx.xx in 2024, covering packaging, testing and facilities. The amount is a buyer-spending constraint, not tester-only spending.
([sec.gov](https://www.sec.gov/Archives/edgar/data/xx.xx/xx.xx/amkr-xx.xx.htm))

· Evidence informing the 2026 market-value input; displayed series and growth include calculations: The filing's USD xx.xx-xx.xx 2026 capital-expenditure expectation is primarily increased by Arizona construction. It cannot be treated as an equivalent tester award or annual tester-market increment.
([sec.gov](https://www.sec.gov/Archives/edgar/data/xx.xx/xx.xx/amkr-xx.xx.htm))

· Evidence informing the 2028 market-value input; displayed series and growth include calculations: Standardized tester investment, customer-consigned equipment and equipment-redeployment risks qualify the conversion from announced capacity projects to incremental tester purchases. No project investment is added directly to the 2028 forecast.
([sec.gov](https://www.sec.gov/Archives/edgar/data/xx.xx/xx.xx/amkr-xx.xx.htm))

· Evidence informing the 2029 market-value input; displayed series and growth include calculations: The buyer's broad spending and commitment disclosures support retaining procurement-conversion and reuse uncertainty rather than equating project completion with tester sales.
([sec.gov](https://www.sec.gov/Archives/edgar/data/xx.xx/xx.xx/amkr-xx.xx.htm))

· Evidence informing base-year allocation inputs; displayed values and growth are calculated: Standardized tester-platform investment and customer-consigned equipment establish commercial reuse and ownership complications; neither measures the share of accepted multi-insertion deliveries.

· Evidence informing forecast-year allocation inputs; displayed values and growth are calculated: Standardized tester-platform investment and customer-consigned equipment establish commercial reuse and ownership complications; neither measures the share of accepted multi-insertion deliveries.

· Evidence informing base-year allocation inputs; displayed values and growth are calculated: The equipment disclosures support discounting the conversion of a new assembly-stage requirement into incremental complete-tester receipts.

· Evidence informing forecast-year allocation inputs; displayed values and growth are calculated: The equipment disclosures support discounting the conversion of a new assembly-stage requirement into incremental complete-tester receipts.

24. KYEC (2449) - Q4 2025 Investor Update
    - Evidence informing base-year allocation inputs; displayed values and growth are calculated: KYEC reports 2025 wafer-probe revenue at xx.xx%; this is a buyer-activity input requiring the disclosed equipment-value and coverage corrections, not a directly observed tester share.
    - Evidence informing forecast-year allocation inputs; displayed values and growth are calculated: KYEC reports 2025 wafer-probe revenue at xx.xx%; this is a buyer-activity input requiring the disclosed equipment-value and coverage corrections, not a directly observed tester share.
    - Evidence informing base-year allocation inputs; displayed values and growth are calculated: Reported final-test revenue of xx.xx% supplies the conventional package-test proxy before the assumed exclusion of adjacent activity.
    - Evidence informing forecast-year allocation inputs; displayed values and growth are calculated: Reported final-test revenue of xx.xx% supplies the conventional package-test proxy before the assumed exclusion of adjacent activity.
    - Evidence informing base-year allocation inputs; displayed values and growth are calculated: The company's xx.xx% data-processing application mix anchors the modeled addressable advanced-SoC purchasing cohort; it does not measure bare-die equipment sales.
    - Evidence informing forecast-year allocation inputs; displayed values and growth are calculated: The company's xx.xx% data-processing application mix anchors the modeled addressable advanced-SoC purchasing cohort; it does not measure bare-die equipment sales.
    - Evidence informing base-year allocation inputs; displayed values and growth are calculated: The same application-mix input constrains the intermediate-assembly cohort; reported capital expenditure is a broad spending cross-check, not insertion-specific equipment revenue.
    - Evidence informing forecast-year allocation inputs; displayed values and growth are calculated: The same application-mix input constrains the intermediate-assembly cohort; reported capital expenditure is a broad spending cross-check, not insertion-specific equipment revenue.
25. Advantest to Showcase Latest Test Solutions at SEMICON Southeast Asia 2025, May 20-22
    - Evidence informing base-year allocation inputs; displayed values and growth are calculated: The May xx.xx 2025 announcement identifies a die-level handler linked with a tester for singulated dies, establishing a base-year commercial offering but not its delivered equipment receipts.
    - Evidence informing forecast-year allocation inputs; displayed values and growth are calculated: The May xx.xx 2025 announcement identifies a die-level handler linked with a tester for singulated dies, establishing a base-year commercial offering but not its delivered equipment receipts.
    - Evidence informing base-year allocation inputs; displayed values and growth are calculated: The same dated offering includes partially assembled dies. Only attributable tester receipts, not the handler value, enter the allocation model.
    - Evidence informing forecast-year allocation inputs; displayed values and growth are calculated: The same dated offering includes partially assembled dies. Only attributable tester receipts, not the handler value, enter the allocation model.
26. Teradyne - Second-Quarter 2025 Earnings Call Prepared Remarks, July 30, 2025
    - Evidence informing base-year allocation inputs; displayed values and growth are calculated: July xx.xx 2025 prepared remarks report an HBM4 post-stack win and state that the new insertion was not pervasive, qualifying the assumed intermediate-assembly uptake.
    - Evidence informing forecast-year allocation inputs; displayed values and growth are calculated: July xx.xx 2025 prepared remarks report an HBM4 post-stack win and state that the new insertion was not pervasive, qualifying the assumed intermediate-assembly uptake.
    - Evidence informing base-year allocation inputs; displayed values and growth are calculated: The remarks distinguish new system purchases from upgrades of existing capacity. This supports retaining reuse and incremental-receipt adjustments rather than equating every new deployment opportunity with a full new tester.
    - Evidence informing forecast-year allocation inputs; displayed values and growth are calculated: The remarks distinguish new system purchases from upgrades of existing capacity. This supports retaining reuse and incremental-receipt adjustments rather than equating every new deployment opportunity with a full new tester.

14.1. Packaged-Device Test

Table 108. Global SoC & Memory Semiconductor Tester Market Size, by Packaged-Device Test, by Region, 2017-2040 (USD Million)

Region	2017	2024	2025	2026	2027	2032	2040	CAGR (%)
Africa	xx.xx	xx.xx	xx.xx	xx.xx	xx.xx	xx.xx	xx.xx	xx.xx
Asia-Pacific	xx.xx	xx.xx	xx.xx	xx.xx	xx.xx	xx.xx	xx.xx	xx.xx
Europe	xx.xx	xx.xx	xx.xx	xx.xx	xx.xx	xx.xx	xx.xx	xx.xx
Latin America	xx.xx	xx.xx	xx.xx	xx.xx	xx.xx	xx.xx	xx.xx	xx.xx
Middle East	xx.xx	xx.xx	xx.xx	xx.xx	xx.xx	xx.xx	xx.xx	xx.xx
North America	xx.xx	xx.xx	xx.xx	xx.xx	xx.xx	xx.xx	xx.xx	xx.xx
Total	**xx.xx**	**xx.xx**	**xx.xx**	**xx.xx**	**xx.xx**	**xx.xx**	**xx.xx**	**xx.xx**

Table 109. Global SoC & Memory Semiconductor Tester Market Size, by Packaged-Device Test, by Group, 2017-2040 (USD Million)

Group	2017	2024	2025	2026	2027	2032	2040	CAGR (%)
ASEAN	xx.xx	xx.xx	xx.xx	xx.xx	xx.xx	xx.xx	xx.xx	xx.xx
BRICS	xx.xx	xx.xx	xx.xx	xx.xx	xx.xx	xx.xx	xx.xx	xx.xx
European Union	xx.xx	xx.xx	xx.xx	xx.xx	xx.xx	xx.xx	xx.xx	xx.xx
G7	xx.xx	xx.xx	xx.xx	xx.xx	xx.xx	xx.xx	xx.xx	xx.xx
GCC	xx.xx	xx.xx	xx.xx	xx.xx	xx.xx	xx.xx	xx.xx	xx.xx
NATO	xx.xx	xx.xx	xx.xx	xx.xx	xx.xx	xx.xx	xx.xx	xx.xx

Table 110. Global SoC & Memory Semiconductor Tester Market Size, by Packaged-Device Test, by Country, 2017-2040 (USD Million)

Country	2017	2024	2025	2026	2027	2032	2040	CAGR (%)
Australia	xx.xx	xx.xx	xx.xx	xx.xx	xx.xx	xx.xx	xx.xx	xx.xx
Brazil	xx.xx	xx.xx	xx.xx	xx.xx	xx.xx	xx.xx	xx.xx	xx.xx
Canada	xx.xx	xx.xx	xx.xx	xx.xx	xx.xx	xx.xx	xx.xx	xx.xx
China	xx.xx	xx.xx	xx.xx	xx.xx	xx.xx	xx.xx	xx.xx	xx.xx
France	xx.xx	xx.xx	xx.xx	xx.xx	xx.xx	xx.xx	xx.xx	xx.xx
Germany	xx.xx	xx.xx	xx.xx	xx.xx	xx.xx	xx.xx	xx.xx	xx.xx
India	xx.xx	xx.xx	xx.xx	xx.xx	xx.xx	xx.xx	xx.xx	xx.xx
Italy	xx.xx	xx.xx	xx.xx	xx.xx	xx.xx	xx.xx	xx.xx	xx.xx
Japan	xx.xx	xx.xx	xx.xx	xx.xx	xx.xx	xx.xx	xx.xx	xx.xx
Mexico	xx.xx	xx.xx	xx.xx	xx.xx	xx.xx	xx.xx	xx.xx	xx.xx
Russia	xx.xx	xx.xx	xx.xx	xx.xx	xx.xx	xx.xx	xx.xx	xx.xx
South Korea	xx.xx	xx.xx	xx.xx	xx.xx	xx.xx	xx.xx	xx.xx	xx.xx
Spain	xx.xx	xx.xx	xx.xx	xx.xx	xx.xx	xx.xx	xx.xx	xx.xx
United Kingdom	xx.xx	xx.xx	xx.xx	xx.xx	xx.xx	xx.xx	xx.xx	xx.xx
United States	xx.xx	xx.xx	xx.xx	xx.xx	xx.xx	xx.xx	xx.xx	xx.xx
Others	xx.xx	xx.xx	xx.xx	xx.xx	xx.xx	xx.xx	xx.xx	xx.xx
Total	**xx.xx**	**xx.xx**	**xx.xx**	**xx.xx**	**xx.xx**	**xx.xx**	**xx.xx**	**xx.xx**

Sources & Evidence

1. Teradyne, Inc. - Form 10-K for the fiscal year ended December 31, 2025

   · Taxonomy evidence: The filing identifies device-package testing and memory final-test capabilities, supporting a packaged-device insertion distinct from wafer testing and subsequent system-level testing.

   · Evidence informing the 2023 market-value input; displayed series and growth include calculations: The revenue-disaggregation table reports 2023 point-in-time SoC revenue of USD xx.xx and memory revenue of USD xx.xx. Replacement parts require a further modeled deduction. ([investors.teradyne.com](https://investors.teradyne.com/sec-filings/all-sec-filings/content/xx.xx-xx.xx-xx.xx/xx.xx-xx.xx-xx.xx.pdf))

   · Evidence informing the 2024 market-value input; displayed series and growth include calculations: The filing reports 2024 point-in-time SoC revenue of USD xx.xx and memory revenue of USD xx.xx separately from over-time revenue and IST. ([investors.teradyne.com](https://investors.teradyne.com/sec-filings/all-sec-filings/content/xx.xx-xx.xx-xx.xx/xx.xx-xx.xx-xx.xx.pdf))

   · Evidence informing the 2025 market-value input; displayed series and growth include calculations: The filing reports 2025 point-in-time SoC revenue of USD xx.xx and memory revenue of USD xx.xx. Point-in-time recognition includes products and replacement parts and is therefore an equipment proxy rather than an exact complete-system subtotal. ([investors.teradyne.com](https://investors.teradyne.com/sec-filings/all-sec-filings/content/xx.xx-xx.xx-xx.xx/xx.xx-xx.xx-xx.xx.pdf))

   · Evidence informing base-year allocation inputs; displayed values and growth are calculated: Customer-site geography and broader revenue disclosures support the scoped national destination bridge.

   · Evidence informing base-year allocation inputs; displayed values and growth are calculated: Customer-site attribution distinguishes receiving locations from specifying customer headquarters.

   · Evidence informing base-year allocation inputs; displayed values and growth are calculated: Europe revenue requires a substantial modeled exclusion of adjacent businesses and services.

   · Evidence informing base-year allocation inputs; displayed values and growth are calculated: Disclosed Asian customer-site revenues constrain the joint regional proxy.

   · Evidence informing base-year allocation inputs; displayed values and growth are calculated: Device-package deployment and memory final-test capabilities support category mapping. The revenue table separately identifies IST, which is not silently included in conventional package-test equipment.

   · Evidence informing forecast-year allocation inputs; displayed values and growth are calculated: Device-package deployment and memory final-test capabilities support category mapping. The revenue table separately identifies IST, which is not silently included in conventional package-test equipment.

2. SEMI University On-Site Trainings - Production Testing Courses

   · Taxonomy evidence: Fully packaged devices and final test are recognized separately from wafer probing; package handlers are associated hardware rather than the complete tester.

3. Advantest - FY2024 Consolidated Financial Results Presentation, April 25, 2025

   · Evidence informing the 2023 market-value input; displayed series and growth include calculations: Quarterly product-revenue disclosures support calendar-2023 totals of JPY xx.xx for SoC testers and JPY xx.xx for memory testers, before modeled scope adjustments. ([advantest.com](https://www.advantest.com/document/en/investors/ir-library/result/JE_BIZ_250425_slide.pdf))

   · Evidence informing the 2024 market-value input; displayed series and growth include calculations: Quarterly product-revenue disclosures support calendar-2024 totals of JPY xx.xx for SoC testers and JPY xx.xx for memory testers; handling, services and system-level testing are disclosed separately. ([advantest.com](https://www.advantest.com/document/en/investors/ir-library/result/JE_BIZ_250425_slide.pdf))

4. Advantest - FY2025 Third Quarter Financial Results Presentation, January 28, 2026
   - Evidence informing the 2025 market-value input; displayed series and growth include calculations: The disclosed January-March 2025 quarter and April-December 2025 quarters produce calendar-2025 SoC tester revenue of JPY xx.xx and memory tester revenue of JPY xx.xx. These are supplier revenues, not a published global market total. ([advantest.com](https://www.advantest.com/document/en/investors/ir-library/result/JE_BIZ_260128_slide.pdf))
   - Evidence informing base-year allocation inputs; displayed values and growth are calculated: Quarterly ship-to records calibrate the Americas destination proxy; equipment scope and regional subdivision remain modeled.
   - Evidence informing base-year allocation inputs; displayed values and growth are calculated: Quarterly Europe destination revenue constrains the European equipment-demand weight.
   - Evidence informing base-year allocation inputs; displayed values and growth are calculated: Country ship-to revenue provides the main calibration for Asia-Pacific concentration.
   - Evidence informing base-year allocation inputs; displayed values and growth are calculated: China deliveries constrain the base country equipment-demand proxy.
   - Evidence informing base-year allocation inputs; displayed values and growth are calculated: Korea deliveries constrain the base country equipment-demand proxy.
   - Evidence informing base-year allocation inputs; displayed values and growth are calculated: Japan deliveries constrain the base country equipment-demand proxy.
   - Evidence informing base-year allocation inputs; displayed values and growth are calculated: Product-line receipts support the common equipment-budget bridge carried into the package-test allocation and its forecast starting weights.
   - Evidence informing forecast-year allocation inputs; displayed values and growth are calculated: Product-line receipts support the common equipment-budget bridge carried into the package-test allocation and its forecast starting weights.
5. Advantest - FY2026 First Quarter Financial Results Presentation, July 29, 2026
   - Evidence informing the 2026 market-value input; displayed series and growth include calculations: The presentation reports January-March 2026 SoC/memory revenues of JPY xx.xx/xx.xx and April-June revenues of JPY xx.xx/xx.xx. July guidance forecasts fiscal-2026 SoC/memory revenues of JPY xx.xx/xx.xx and supplies the fiscal-to-calendar bridge. Guidance is not realized revenue. ([advantest.com](https://www.advantest.com/document/en/investors/ir-library/result/JE_BIZ_260729_slide.pdf))
   - Evidence informing the 2040 market-value input; displayed series and growth include calculations: Current equipment revenue and company-specific capacity plans constrain the forecast starting point, not the assumed long-run growth rate or the 2040 result. ([advantest.com](https://www.advantest.com/document/en/investors/ir-library/result/JE_BIZ_260729_slide.pdf))
6. Teradyne, Inc. - Form 10-Q for the Quarterly Period Ended June 28, 2026
   - Evidence informing the 2026 market-value input; displayed series and growth include calculations: First-half 2026 point-in-time revenue was USD xx.xx for SoC and USD xx.xx for memory. Comparable first-half 2025 amounts were USD xx.xx and USD xx.xx independently establishing strong realized growth before the modeled second half. ([investors.teradyne.com](https://investors.teradyne.com/sec-filings/all-sec-filings/content/xx.xx-xx.xx-xx.xx/xx.xx-xx.xx-xx.xx.pdf))

7. Cohu, Inc. - Form 10-K for the Fiscal Year Ended December 27, 2025
   · Evidence informing the 2023 market-value input; displayed series and growth include calculations: Cohu reports 2023 systems-semiconductor test and inspection revenue of USD xx.xx. Only an assumed complete-tester and eligible-device portion enters this market. ([sec.gov](https://www.sec.gov/Archives/edgar/data/xx.xx/xx.xx/cohu20251227_10k.htm))
   · Evidence informing the 2024 market-value input; displayed series and growth include calculations: Cohu reports 2024 systems-semiconductor test and inspection revenue of USD xx.xx separately from non-systems revenue. ([sec.gov](https://www.sec.gov/Archives/edgar/data/xx.xx/xx.xx/cohu20251227_10k.htm))
   · Evidence informing the 2025 market-value input; displayed series and growth include calculations: Cohu reports 2025 systems-semiconductor test and inspection revenue of USD xx.xx. Automation, inspection, interfaces and recurring services prevent attribution of the whole company to SoC testers. ([sec.gov](https://www.sec.gov/Archives/edgar/data/xx.xx/xx.xx/cohu20251227_10k.htm))
   · Evidence informing base-year allocation inputs; displayed values and growth are calculated: Asian destination disclosures provide an independent supplier cross-check on regional concentration.
8. Hangzhou Changchuan Technology Co., Ltd. - 2025 Annual Report
   · Evidence informing the 2024 market-value input; displayed series and growth include calculations: The product table reports 2024 tester revenue of CNY xx.xx, distinct from handlers and other products. Its SoC-eligible portion remains modeled. ([static.cninfo.com.cn](https://static.cninfo.com.cn/finalpage/2026-xx.xx-xx.xx/xx.xx.PDF))
   · Evidence informing the 2025 market-value input; displayed series and growth include calculations: The product table reports 2025 tester revenue of CNY xx.xx. The filing's broader analog and digital portfolio requires a scope adjustment rather than inclusion of all tester revenue. ([static.cninfo.com.cn](https://static.cninfo.com.cn/finalpage/2026-xx.xx-xx.xx/xx.xx.PDF))
9. YC Corporation - Business Report for the Year Ended December 31, 2025
   · Evidence informing the 2023 market-value input; displayed series and growth include calculations: The sales table reports KRW xx.xx for the 2023 memory-wafer-tester, semiconductor-equipment, parts, modification and related category. Complete-equipment attribution requires a deduction. ([kind.krx.co.kr](https://kind.krx.co.kr/external/2026/xx.xx/xx.xx/xx.xx/xx.xx/xx.xx.htm))
   · Evidence informing the 2024 market-value input; displayed series and growth include calculations: The comparable 2024 category revenue is KRW xx.xx, not an independently isolated complete-tester total. ([kind.krx.co.kr](https://kind.krx.co.kr/external/2026/xx.xx/xx.xx/xx.xx/xx.xx/xx.xx.htm))
   · Evidence informing the 2025 market-value input; displayed series and growth include calculations: The comparable 2025 category revenue is KRW xx.xx. Parts, modifications and other equipment remain a material scope uncertainty. ([kind.krx.co.kr](https://kind.krx.co.kr/external/2026/xx.xx/xx.xx/xx.xx/xx.xx/xx.xx.htm))
10. Chroma ESG - About Chroma: 2025 Group Financial and Operating Profile
   · Evidence informing the 2025 market-value input; displayed series and growth include calculations: Chroma's own disclosure states 2025 group consolidated revenue of USD xx.xx. This broad corporate amount constrains, but does not directly measure, its eligible complete-SoC-tester revenue. ([csr.chromaate.com](https://csr.chromaate.com/en/esg-en/green-chroma-en/brand-en))
11. Chroma ESG - Green Revenue and Financial Performance, 2025
   · Evidence informing the 2024 market-value input; displayed series and growth include calculations: Chroma reports 2025 consolidated revenue growth of xx.xx%. The model uses this company growth rate to backcast its small 2024 scoped revenue budget at a constant conversion basis, not as an observed 2024 tester subtotal. ([csr.chromaate.com](https://csr.chromaate.com/en/esg-en/green-chroma-en/green-revenue-en))
   · Evidence informing the 2025 market-value input; displayed series and growth include calculations: The disclosure distinguishes broad measurement products and SLT demand, reinforcing the need to exclude unrelated corporate revenue from the SoC/memory tester estimate. ([csr.chromaate.com](https://csr.chromaate.com/en/esg-en/green-chroma-en/green-revenue-en))

12. Federal Reserve Board - Foreign Exchange Rates, G.5A, January 5, 2026

· Evidence informing the 2023 market-value input; displayed series and growth include calculations: The official annual-average exchange-rate release supplies the currency-conversion benchmark; the model uses JPY xx.xx per USD for its large calendar-2023 Japanese revenue anchor and an explicitly rounded KRW conversion for the smaller Korean budget. ([fred.stlouisfed.org](https://fred.stlouisfed.org/series/AEXJPUS/))

· Evidence informing the 2024 market-value input; displayed series and growth include calculations: The model uses JPY xx.xx per USD for calendar 2024; small CNY and KRW budgets use disclosed approximate conversion assumptions close to the official annual averages. ([fred.stlouisfed.org](https://fred.stlouisfed.org/series/AEXJPUS/))

· Evidence informing the 2025 market-value input; displayed series and growth include calculations: The model uses JPY xx.xx per USD for calendar 2025. CNY xx.xx and KRW xx.xx per USD are rounded modeling conventions, not the release's exact observations. ([fred.stlouisfed.org](https://fred.stlouisfed.org/series/AEXJPUS/))

13. SEMI - 2018 Global Semiconductor Equipment Sales Jump to Record USD 64.5 Billion

· Evidence informing the 2017 market-value input; displayed series and growth include calculations: The association's member-billings release reports xx.xx% growth in total test equipment sales in 2018. Its inverse supplies the 2017 historical proxy; it is not a direct observation of the narrower captured market. ([www1.semi.org](https://www1.semi.org/en/2018-global-semiconductor-equipment-sales-jump-record-xx.xx-billion))

· Evidence informing the 2018 market-value input; displayed series and growth include calculations: The release reports approximately USD xx.xx of total semiconductor-equipment sales in 2018, used only with the 2019 equipment total as a disclosed broad-cycle proxy. ([www1.semi.org](https://www1.semi.org/en/2018-global-semiconductor-equipment-sales-jump-record-xx.xx-billion))

14. SEMI - 2020 Global Semiconductor Equipment Sales Surge 19% to Industry Record USD 71.2 Billion

· Evidence informing the 2018 market-value input; displayed series and growth include calculations: The release reports 2019 total equipment billings of USD xx.xx. Relative to the published approximate 2018 total, this supplies a broad-equipment downturn proxy, not an observed SoC/memory tester growth rate. ([semi.org](https://www.semi.org/en/news-media-press/semi-press-releases/annual-global-semiconductor-equipment-sales))

· Evidence informing the 2019 market-value input; displayed series and growth include calculations: Reported 2020 total-test-equipment growth of xx.xx% supplies the inverse bridge into 2019. ([semi.org](https://www.semi.org/en/news-media-press/semi-press-releases/annual-global-semiconductor-equipment-sales))

· Evidence informing the 2020 market-value input; displayed series and growth include calculations: The association's member-submitted billings dataset reports xx.xx% total-test-equipment growth in 2020, used as a historical demand-cycle proxy. ([semi.org](https://www.semi.org/en/news-media-press/semi-press-releases/annual-global-semiconductor-equipment-sales))

15. SEMI - 2021 Global Semiconductor Equipment Sales Surge 44% to Industry Record USD 102.6 Billion

· Evidence informing the 2020 market-value input; displayed series and growth include calculations: Reported total-test-equipment sales growth of xx.xx% in 2021 supports the inverse bridge from the 2021 estimate to 2020. ([semi.org](https://www.semi.org/en/news-media-press-releases/semi-press-releases/2021-global-semiconductor-equipment-sales-surge-xx.xx%xx.xx-to-industry-record-%xx.xx-billion-semi-reports))

· Evidence informing the 2021 market-value input; displayed series and growth include calculations: The xx.xx% test-equipment increase is a member-billings observation for a broader equipment class, not the final market value returned here. ([semi.org](https://www.semi.org/en/news-media-press-releases/semi-press-releases/2021-global-semiconductor-equipment-sales-surge-xx.xx%xx.xx-to-industry-record-%xx.xx-billion-semi-reports))

16. SEMI - Global Semiconductor Equipment Billings Reach Industry Record USD 107.6 Billion in 2022

· Evidence informing the 2021 market-value input; displayed series and growth include calculations: The release reports a xx.xx% contraction in total-test-equipment billings in 2022, supporting the inverse historical bridge into 2021. ([semi.org](https://www.semi.org/en/news-media-press-releases/semi-press-releases/global-semiconductor-equipment-billings-reach-industry-record-%xx.xx-billion-in-2022-semi-reports))

17. SEMI - Global Semiconductor Equipment Billings Slip to USD 106.3 Billion in 2023

· Evidence informing the 2023 market-value input; displayed series and growth include calculations: The xx.xx% broader test-equipment decline supplies a historical-cycle constraint and one small-supplier backcast assumption, not the target-market level.
([semi.org](https://www.semi.org/en/news-media-press-releases/semi-press-releases/global-semiconductor-equipment-billings-slip-to-%xx.xx-billion-in-2023-semi-reports))

18. SEMI - Global Semiconductor Equipment Billings Surged to USD 117 Billion in 2024

· Evidence informing the 2024 market-value input; displayed series and growth include calculations: Realized total-test-equipment billings increased xx.xx% in 2024. This independently checks the direction and approximate magnitude of the modeled target-market recovery without substituting the broader category for this market.
([semi.org](https://www.semi.org/en/semi-press-release/global-semiconductor-equipment-billings-surged-to-xx.xx-billion-dollars-in-2024-semi-reports))

19. SEMI - Global Semiconductor Equipment Billings Reached USD 135 Billion in 2025

· Evidence informing the 2025 market-value input; displayed series and growth include calculations: The association reports realized total-test-equipment billings growth of xx.xx% in 2025. The modeled target-market increase of approximately xx.xx% is directionally consistent; differing product boundaries prevent an exact reconciliation.
([semi.org](https://www.semi.org/en/SEMI-Reports-Global-Semiconductor-Equipment-Billings-Reached-xx.xx-Billion-in-2025))

20. Advantest - Annual Securities Report and Business Report for the Year Ended March 31, 2026

· Evidence informing the 2025 market-value input; displayed series and growth include calculations: Note xx.xx identifies customer operating leases of semiconductor test systems and JPY xx.xx of future payments receivable at March xx.xx 2025. This establishes a small supplier-specific leasing activity, not annual global leasing revenue.
([advantest.com](https://www.advantest.com/document/en/investors/ir-library/report/IR_SecuritiesandBusinesReport_84th_en.pdf))

· Evidence informing the 2026 market-value input; displayed series and growth include calculations: Future customer lease payments receivable were JPY xx.xx at March xx.xx 2026; disclosed terms were one to three years and noncancelable. These figures qualify any assumption that OEM leasing is necessarily large or offers flexible exit.
([advantest.com](https://www.advantest.com/document/en/investors/ir-library/report/IR_SecuritiesandBusinesReport_84th_en.pdf))

21. Amkor Technology, Inc. - Form 10-K for the Year Ended December 31, 2025
    - Evidence informing the 2025 market-value input; displayed series and growth include calculations: Amkor reports 2025 capital expenditures of USD xx.xx versus USD xx.xx in 2024, covering packaging, testing and facilities. The amount is a buyer-spending constraint, not tester-only spending. ([sec.gov](https://www.sec.gov/Archives/edgar/data/xx.xx/xx.xx/amkr-xx.xx.htm))
    - Evidence informing the 2026 market-value input; displayed series and growth include calculations: The filing's USD xx.xx-xx.xx 2026 capital-expenditure expectation is primarily increased by Arizona construction. It cannot be treated as an equivalent tester award or annual tester-market increment. ([sec.gov](https://www.sec.gov/Archives/edgar/data/xx.xx/xx.xx/amkr-xx.xx.htm))
    - Evidence informing the 2028 market-value input; displayed series and growth include calculations: Standardized tester investment, customer-consigned equipment and equipment-redeployment risks qualify the conversion from announced capacity projects to incremental tester purchases. No project investment is added directly to the 2028 forecast. ([sec.gov](https://www.sec.gov/Archives/edgar/data/xx.xx/xx.xx/amkr-xx.xx.htm))
    - Evidence informing the 2029 market-value input; displayed series and growth include calculations: The buyer's broad spending and commitment disclosures support retaining procurement-conversion and reuse uncertainty rather than equating project completion with tester sales. ([sec.gov](https://www.sec.gov/Archives/edgar/data/xx.xx/xx.xx/amkr-xx.xx.htm))
    - Evidence informing base-year allocation inputs; displayed values and growth are calculated: Location-specific property and equipment supports geographically distinct buyer pools, not direct annual tester spending.
    - Evidence informing forecast-year allocation inputs; displayed values and growth are calculated: Location-specific property and equipment supports geographically distinct buyer pools, not direct annual tester spending.
    - Evidence informing base-year allocation inputs; displayed values and growth are calculated: Korea operating assets corroborate local packaging and test activity without equating assets to annual equipment purchases.
22. Intel Corporation - Form 10-K for the Year Ended December 27, 2025
    - Evidence informing forecast-year allocation inputs; displayed values and growth are calculated: Discontinued Germany expansion constrains the forecast; no canceled-project tester increment is included.
    - Evidence informing forecast-year allocation inputs; displayed values and growth are calculated: Costa Rican consolidation is counterevidence to uniform Latin American equipment expansion.
23. Micron Technology, Inc. - Form 10-K for the Fiscal Year Ended August 28, 2025
    - Evidence informing base-year allocation inputs; displayed values and growth are calculated: India's disclosed component assembly/test location supports the base procurement pipeline, not a reported spending amount.
24. Micron - Celebrates Opening of India's First Semiconductor Assembly and Test Facility, February 28, 2026
    - Evidence informing forecast-year allocation inputs; displayed values and growth are calculated: Commercial commencement and aggregate shipment expectations support a post-2025 expansion premise; they do not measure tester expenditure.
25. Amkor - Announces Phase 2 of Arizona Advanced Packaging and Test Campus, September 8, 2026
    - Evidence informing forecast-year allocation inputs; displayed values and growth are calculated: Phase-two construction and completion expectations support delayed procurement conversion, not a 2025 equipment award.
26. NIST - Appendix: The CHIPS Program Office Vision for Success, Two Years Later, January 2025
    - Evidence informing forecast-year allocation inputs; displayed values and growth are calculated: Device-manufacturing and packaging project locations constrain the national expansion opportunity; award ceilings are not tester spending.
27. Chips Joint Undertaking - EU Strengthens Semiconductor Sovereignty with Pilot Lines and Competence Centres, April 2025
    - Evidence informing base-year allocation inputs; displayed values and growth are calculated: Selection of xx.xx competence centres across xx.xx countries supports broad research access, not equal local tester purchases.
    - Evidence informing forecast-year allocation inputs; displayed values and growth are calculated: Selection of xx.xx competence centres across xx.xx countries supports broad research access, not equal local tester purchases.

28. HT Micron - Quality Management and Brazilian Operating Scope
    - Evidence informing base-year allocation inputs; displayed values and growth are calculated: Company disclosure establishes Brazilian semiconductor encapsulation and testing activity, but not tester-only expenditure.
    - Evidence informing forecast-year allocation inputs; displayed values and growth are calculated: Company disclosure establishes Brazilian semiconductor encapsulation and testing activity, but not tester-only expenditure.
29. NXP Semiconductors - 2025 Annual Report and Financial Statements
    - Evidence informing base-year allocation inputs; displayed values and growth are calculated: Disclosed China back-end activity supports a local equipment-purchaser pool.
    - Evidence informing forecast-year allocation inputs; displayed values and growth are calculated: Disclosed China back-end activity supports a local equipment-purchaser pool.
30. Brazil MDIC - Complexo Eletroeletrônico e de Semicondutores
    - Evidence informing forecast-year allocation inputs; displayed values and growth are calculated: Brasil Semicon is national policy context; its overview does not establish a particular eligible tester purchase or fiscal benefit.
31. KYEC (2449) - Q4 2025 Investor Update
    - Evidence informing base-year allocation inputs; displayed values and growth are calculated: Reported final-test revenue of xx.xx% supplies the conventional package-test proxy before the assumed exclusion of adjacent activity.
    - Evidence informing forecast-year allocation inputs; displayed values and growth are calculated: Reported final-test revenue of xx.xx% supplies the conventional package-test proxy before the assumed exclusion of adjacent activity.

14.2. Wafer-Level Test

Table 111. Global SoC & Memory Semiconductor Tester Market Size, by Wafer-Level Test, by Region, 2017-2040 (USD Million)

Region	2017	2024	2025	2026	2027	2032	2040	CAGR (%)
Africa	xx.xx	xx.xx	xx.xx	xx.xx	xx.xx	xx.xx	xx.xx	xx.xx
Asia-Pacific	xx.xx	xx.xx	xx.xx	xx.xx	xx.xx	xx.xx	xx.xx	xx.xx
Europe	xx.xx	xx.xx	xx.xx	xx.xx	xx.xx	xx.xx	xx.xx	xx.xx
Latin America	xx.xx	xx.xx	xx.xx	xx.xx	xx.xx	xx.xx	xx.xx	xx.xx
Middle East	xx.xx	xx.xx	xx.xx	xx.xx	xx.xx	xx.xx	xx.xx	xx.xx
North America	xx.xx	xx.xx	xx.xx	xx.xx	xx.xx	xx.xx	xx.xx	xx.xx
Total	**xx.xx**	**xx.xx**	**xx.xx**	**xx.xx**	**xx.xx**	**xx.xx**	**xx.xx**	**xx.xx**

Table 112. Global SoC & Memory Semiconductor Tester Market Size, by Wafer-Level Test, by Group, 2017-2040 (USD Million)

Group	2017	2024	2025	2026	2027	2032	2040	CAGR (%)
ASEAN	xx.xx	xx.xx	xx.xx	xx.xx	xx.xx	xx.xx	xx.xx	xx.xx
BRICS	xx.xx	xx.xx	xx.xx	xx.xx	xx.xx	xx.xx	xx.xx	xx.xx
European Union	xx.xx	xx.xx	xx.xx	xx.xx	xx.xx	xx.xx	xx.xx	xx.xx
G7	xx.xx	xx.xx	xx.xx	xx.xx	xx.xx	xx.xx	xx.xx	xx.xx
GCC	xx.xx	xx.xx	xx.xx	xx.xx	xx.xx	xx.xx	xx.xx	xx.xx
NATO	xx.xx	xx.xx	xx.xx	xx.xx	xx.xx	xx.xx	xx.xx	xx.xx

Table 113. Global SoC & Memory Semiconductor Tester Market Size, by Wafer-Level Test, by Country, 2017-2040 (USD Million)

Country	2017	2024	2025	2026	2027	2032	2040	CAGR (%)
Australia	xx.xx	xx.xx	xx.xx	xx.xx	xx.xx	xx.xx	xx.xx	xx.xx
Brazil	xx.xx	xx.xx	xx.xx	xx.xx	xx.xx	xx.xx	xx.xx	xx.xx
Canada	xx.xx	xx.xx	xx.xx	xx.xx	xx.xx	xx.xx	xx.xx	xx.xx
China	xx.xx	xx.xx	xx.xx	xx.xx	xx.xx	xx.xx	xx.xx	xx.xx
France	xx.xx	xx.xx	xx.xx	xx.xx	xx.xx	xx.xx	xx.xx	xx.xx
Germany	xx.xx	xx.xx	xx.xx	xx.xx	xx.xx	xx.xx	xx.xx	xx.xx
India	xx.xx	xx.xx	xx.xx	xx.xx	xx.xx	xx.xx	xx.xx	xx.xx
Italy	xx.xx	xx.xx	xx.xx	xx.xx	xx.xx	xx.xx	xx.xx	xx.xx
Japan	xx.xx	xx.xx	xx.xx	xx.xx	xx.xx	xx.xx	xx.xx	xx.xx
Mexico	xx.xx	xx.xx	xx.xx	xx.xx	xx.xx	xx.xx	xx.xx	xx.xx
Russia	xx.xx	xx.xx	xx.xx	xx.xx	xx.xx	xx.xx	xx.xx	xx.xx
South Korea	xx.xx	xx.xx	xx.xx	xx.xx	xx.xx	xx.xx	xx.xx	xx.xx
Spain	xx.xx	xx.xx	xx.xx	xx.xx	xx.xx	xx.xx	xx.xx	xx.xx
United Kingdom	xx.xx	xx.xx	xx.xx	xx.xx	xx.xx	xx.xx	xx.xx	xx.xx
United States	xx.xx	xx.xx	xx.xx	xx.xx	xx.xx	xx.xx	xx.xx	xx.xx
Others	xx.xx	xx.xx	xx.xx	xx.xx	xx.xx	xx.xx	xx.xx	xx.xx
Total	**xx.xx**	**xx.xx**	**xx.xx**	**xx.xx**	**xx.xx**	**xx.xx**	**xx.xx**	**xx.xx**

Sources & Evidence

1. Teradyne, Inc. - Form 10-K for the fiscal year ended December 31, 2025
   - Taxonomy evidence: The Semiconductor Test business description identifies wafer-level testing as a commercial role of its test systems.
   - Evidence informing the 2023 market-value input; displayed series and growth include calculations: The revenue-disaggregation table reports 2023 point-in-time SoC revenue of USD xx.xx and memory revenue of USD xx.xx. Replacement parts require a further modeled deduction. ([investors.teradyne.com](https://investors.teradyne.com/sec-filings/all-sec-filings/content/xx.xx-xx.xx-xx.xx/xx.xx-xx.xx-xx.xx.pdf))
   - Evidence informing the 2024 market-value input; displayed series and growth include calculations: The filing reports 2024 point-in-time SoC revenue of USD xx.xx and memory revenue of USD xx.xx separately from over-time revenue and IST. ([investors.teradyne.com](https://investors.teradyne.com/sec-filings/all-sec-filings/content/xx.xx-xx.xx-xx.xx/xx.xx-xx.xx-xx.xx.pdf))
   - Evidence informing the 2025 market-value input; displayed series and growth include calculations: The filing reports 2025 point-in-time SoC revenue of USD xx.xx and memory revenue of USD xx.xx. Point-in-time recognition includes products and replacement parts and is therefore an equipment proxy rather than an exact complete-system subtotal. ([investors.teradyne.com](https://investors.teradyne.com/sec-filings/all-sec-filings/content/xx.xx-xx.xx-xx.xx/xx.xx-xx.xx-xx.xx.pdf))
   - Evidence informing base-year allocation inputs; displayed values and growth are calculated: Customer-site geography and broader revenue disclosures support the scoped national destination bridge.
   - Evidence informing base-year allocation inputs; displayed values and growth are calculated: Customer-site attribution distinguishes receiving locations from specifying customer headquarters.
   - Evidence informing base-year allocation inputs; displayed values and growth are calculated: Europe revenue requires a substantial modeled exclusion of adjacent businesses and services.
   - Evidence informing base-year allocation inputs; displayed values and growth are calculated: Disclosed Asian customer-site revenues constrain the joint regional proxy.
   - Evidence informing base-year allocation inputs; displayed values and growth are calculated: The filing reports USD xx.xx of 2025 point-in-time memory revenue and identifies wafer-level deployment, supporting the memory-budget and category bridge.
   - Evidence informing forecast-year allocation inputs; displayed values and growth are calculated: The filing reports USD xx.xx of 2025 point-in-time memory revenue and identifies wafer-level deployment, supporting the memory-budget and category bridge.
2. SEMI University On-Site Trainings - Production Testing Courses
   - Taxonomy evidence: Wafer probing is identified as a distinct insertion, with testers distinguished from associated probing hardware.
3. Advantest - FY2024 Consolidated Financial Results Presentation, April 25, 2025
   - Evidence informing the 2023 market-value input; displayed series and growth include calculations: Quarterly product-revenue disclosures support calendar-2023 totals of JPY xx.xx for SoC testers and JPY xx.xx for memory testers, before modeled scope adjustments. ([advantest.com](https://www.advantest.com/document/en/investors/ir-library/result/JE_BIZ_250425_slide.pdf))
   - Evidence informing the 2024 market-value input; displayed series and growth include calculations: Quarterly product-revenue disclosures support calendar-2024 totals of JPY xx.xx for SoC testers and JPY xx.xx for memory testers; handling, services and system-level testing are disclosed separately. ([advantest.com](https://www.advantest.com/document/en/investors/ir-library/result/JE_BIZ_250425_slide.pdf))

4. Advantest - FY2025 Third Quarter Financial Results Presentation, January 28, 2026
   - Evidence informing the 2025 market-value input; displayed series and growth include calculations: The disclosed January-March 2025 quarter and April-December 2025 quarters produce calendar-2025 SoC tester revenue of JPY xx.xx and memory tester revenue of JPY xx.xx. These are supplier revenues, not a published global market total. ([advantest.com](https://www.advantest.com/document/en/investors/ir-library/result/JE_BIZ_260128_slide.pdf))
   - Evidence informing base-year allocation inputs; displayed values and growth are calculated: Quarterly ship-to records calibrate the Americas destination proxy; equipment scope and regional subdivision remain modeled.
   - Evidence informing base-year allocation inputs; displayed values and growth are calculated: Quarterly Europe destination revenue constrains the European equipment-demand weight.
   - Evidence informing base-year allocation inputs; displayed values and growth are calculated: Country ship-to revenue provides the main calibration for Asia-Pacific concentration.
   - Evidence informing base-year allocation inputs; displayed values and growth are calculated: China deliveries constrain the base country equipment-demand proxy.
   - Evidence informing base-year allocation inputs; displayed values and growth are calculated: Korea deliveries constrain the base country equipment-demand proxy.
   - Evidence informing base-year allocation inputs; displayed values and growth are calculated: Japan deliveries constrain the base country equipment-demand proxy.
   - Evidence informing base-year allocation inputs; displayed values and growth are calculated: Quarterly memory-system receipts reconstruct calendar-2025 revenue of JPY xx.xx, an input to the shared diversified-memory equipment budget.
   - Evidence informing forecast-year allocation inputs; displayed values and growth are calculated: Quarterly memory-system receipts reconstruct calendar-2025 revenue of JPY xx.xx, an input to the shared diversified-memory equipment budget.
5. Advantest - FY2026 First Quarter Financial Results Presentation, July 29, 2026
   - Evidence informing the 2026 market-value input; displayed series and growth include calculations: The presentation reports January-March 2026 SoC/memory revenues of JPY xx.xx/xx.xx and April-June revenues of JPY xx.xx/xx.xx. July guidance forecasts fiscal-2026 SoC/memory revenues of JPY xx.xx/xx.xx and supplies the fiscal-to-calendar bridge. Guidance is not realized revenue. ([advantest.com](https://www.advantest.com/document/en/investors/ir-library/result/JE_BIZ_260729_slide.pdf))
   - Evidence informing the 2040 market-value input; displayed series and growth include calculations: Current equipment revenue and company-specific capacity plans constrain the forecast starting point, not the assumed long-run growth rate or the 2040 result. ([advantest.com](https://www.advantest.com/document/en/investors/ir-library/result/JE_BIZ_260729_slide.pdf))
6. Teradyne, Inc. - Form 10-Q for the Quarterly Period Ended June 28, 2026
   - Evidence informing the 2026 market-value input; displayed series and growth include calculations: First-half 2026 point-in-time revenue was USD xx.xx for SoC and USD xx.xx for memory. Comparable first-half 2025 amounts were USD xx.xx and USD xx.xx independently establishing strong realized growth before the modeled second half. ([investors.teradyne.com](https://investors.teradyne.com/sec-filings/all-sec-filings/content/xx.xx-xx.xx-xx.xx/xx.xx-xx.xx-xx.xx.pdf))

7. Cohu, Inc. - Form 10-K for the Fiscal Year Ended December 27, 2025
   · Evidence informing the 2023 market-value input; displayed series and growth include calculations: Cohu reports 2023 systems-semiconductor test and inspection revenue of USD xx.xx. Only an assumed complete-tester and eligible-device portion enters this market. ([sec.gov](https://www.sec.gov/Archives/edgar/data/xx.xx/xx.xx/cohu20251227_10k.htm))
   · Evidence informing the 2024 market-value input; displayed series and growth include calculations: Cohu reports 2024 systems-semiconductor test and inspection revenue of USD xx.xx separately from non-systems revenue. ([sec.gov](https://www.sec.gov/Archives/edgar/data/xx.xx/xx.xx/cohu20251227_10k.htm))
   · Evidence informing the 2025 market-value input; displayed series and growth include calculations: Cohu reports 2025 systems-semiconductor test and inspection revenue of USD xx.xx. Automation, inspection, interfaces and recurring services prevent attribution of the whole company to SoC testers. ([sec.gov](https://www.sec.gov/Archives/edgar/data/xx.xx/xx.xx/cohu20251227_10k.htm))
   · Evidence informing base-year allocation inputs; displayed values and growth are calculated: Asian destination disclosures provide an independent supplier cross-check on regional concentration.
8. Hangzhou Changchuan Technology Co., Ltd. - 2025 Annual Report
   · Evidence informing the 2024 market-value input; displayed series and growth include calculations: The product table reports 2024 tester revenue of CNY xx.xx, distinct from handlers and other products. Its SoC-eligible portion remains modeled. ([static.cninfo.com.cn](https://static.cninfo.com.cn/finalpage/2026-xx.xx-xx.xx/xx.xx.PDF))
   · Evidence informing the 2025 market-value input; displayed series and growth include calculations: The product table reports 2025 tester revenue of CNY xx.xx. The filing's broader analog and digital portfolio requires a scope adjustment rather than inclusion of all tester revenue. ([static.cninfo.com.cn](https://static.cninfo.com.cn/finalpage/2026-xx.xx-xx.xx/xx.xx.PDF))
9. YC Corporation - Business Report for the Year Ended December 31, 2025
   · Evidence informing the 2023 market-value input; displayed series and growth include calculations: The sales table reports KRW xx.xx for the 2023 memory-wafer-tester, semiconductor-equipment, parts, modification and related category. Complete-equipment attribution requires a deduction. ([kind.krx.co.kr](https://kind.krx.co.kr/external/2026/xx.xx/xx.xx/xx.xx/xx.xx/xx.xx.htm))
   · Evidence informing the 2024 market-value input; displayed series and growth include calculations: The comparable 2024 category revenue is KRW xx.xx, not an independently isolated complete-tester total. ([kind.krx.co.kr](https://kind.krx.co.kr/external/2026/xx.xx/xx.xx/xx.xx/xx.xx/xx.xx.htm))
   · Evidence informing the 2025 market-value input; displayed series and growth include calculations: The comparable 2025 category revenue is KRW xx.xx. Parts, modifications and other equipment remain a material scope uncertainty. ([kind.krx.co.kr](https://kind.krx.co.kr/external/2026/xx.xx/xx.xx/xx.xx/xx.xx/xx.xx.htm))
10. Chroma ESG - About Chroma: 2025 Group Financial and Operating Profile
   · Evidence informing the 2025 market-value input; displayed series and growth include calculations: Chroma's own disclosure states 2025 group consolidated revenue of USD xx.xx. This broad corporate amount constrains, but does not directly measure, its eligible complete-SoC-tester revenue. ([csr.chromaate.com](https://csr.chromaate.com/en/esg-en/green-chroma-en/brand-en))
11. Chroma ESG - Green Revenue and Financial Performance, 2025
   · Evidence informing the 2024 market-value input; displayed series and growth include calculations: Chroma reports 2025 consolidated revenue growth of xx.xx%. The model uses this company growth rate to backcast its small 2024 scoped revenue budget at a constant conversion basis, not as an observed 2024 tester subtotal. ([csr.chromaate.com](https://csr.chromaate.com/en/esg-en/green-chroma-en/green-revenue-en))
   · Evidence informing the 2025 market-value input; displayed series and growth include calculations: The disclosure distinguishes broad measurement products and SLT demand, reinforcing the need to exclude unrelated corporate revenue from the SoC/memory tester estimate. ([csr.chromaate.com](https://csr.chromaate.com/en/esg-en/green-chroma-en/green-revenue-en))

12. Federal Reserve Board - Foreign Exchange Rates, G.5A, January 5, 2026

· Evidence informing the 2023 market-value input; displayed series and growth include calculations: The official annual-average exchange-rate release supplies the currency-conversion benchmark; the model uses JPY xx.xx per USD for its large calendar-2023 Japanese revenue anchor and an explicitly rounded KRW conversion for the smaller Korean budget. ([fred.stlouisfed.org](https://fred.stlouisfed.org/series/AEXJPUS/))

· Evidence informing the 2024 market-value input; displayed series and growth include calculations: The model uses JPY xx.xx per USD for calendar 2024; small CNY and KRW budgets use disclosed approximate conversion assumptions close to the official annual averages. ([fred.stlouisfed.org](https://fred.stlouisfed.org/series/AEXJPUS/))

· Evidence informing the 2025 market-value input; displayed series and growth include calculations: The model uses JPY xx.xx per USD for calendar 2025. CNY xx.xx and KRW xx.xx per USD are rounded modeling conventions, not the release's exact observations. ([fred.stlouisfed.org](https://fred.stlouisfed.org/series/AEXJPUS/))

13. SEMI - 2018 Global Semiconductor Equipment Sales Jump to Record USD 64.5 Billion

· Evidence informing the 2017 market-value input; displayed series and growth include calculations: The association's member-billings release reports xx.xx% growth in total test equipment sales in 2018. Its inverse supplies the 2017 historical proxy; it is not a direct observation of the narrower captured market. ([www1.semi.org](https://www1.semi.org/en/2018-global-semiconductor-equipment-sales-jump-record-xx.xx-billion))

· Evidence informing the 2018 market-value input; displayed series and growth include calculations: The release reports approximately USD xx.xx of total semiconductor-equipment sales in 2018, used only with the 2019 equipment total as a disclosed broad-cycle proxy. ([www1.semi.org](https://www1.semi.org/en/2018-global-semiconductor-equipment-sales-jump-record-xx.xx-billion))

14. SEMI - 2020 Global Semiconductor Equipment Sales Surge 19% to Industry Record USD 71.2 Billion

· Evidence informing the 2018 market-value input; displayed series and growth include calculations: The release reports 2019 total equipment billings of USD xx.xx. Relative to the published approximate 2018 total, this supplies a broad-equipment downturn proxy, not an observed SoC/memory tester growth rate. ([semi.org](https://www.semi.org/en/news-media-press/semi-press-releases/annual-global-semiconductor-equipment-sales))

· Evidence informing the 2019 market-value input; displayed series and growth include calculations: Reported 2020 total-test-equipment growth of xx.xx% supplies the inverse bridge into 2019. ([semi.org](https://www.semi.org/en/news-media-press/semi-press-releases/annual-global-semiconductor-equipment-sales))

· Evidence informing the 2020 market-value input; displayed series and growth include calculations: The association's member-submitted billings dataset reports xx.xx% total-test-equipment growth in 2020, used as a historical demand-cycle proxy. ([semi.org](https://www.semi.org/en/news-media-press/semi-press-releases/annual-global-semiconductor-equipment-sales))

15. SEMI - 2021 Global Semiconductor Equipment Sales Surge 44% to Industry Record USD 102.6 Billion

· Evidence informing the 2020 market-value input; displayed series and growth include calculations: Reported total-test-equipment sales growth of xx.xx% in 2021 supports the inverse bridge from the 2021 estimate to 2020. ([semi.org](https://www.semi.org/en/news-media-press-releases/semi-press-releases/2021-global-semiconductor-equipment-sales-surge-xx.xx%xx.xx-to-industry-record-%xx.xx-billion-semi-reports))

· Evidence informing the 2021 market-value input; displayed series and growth include calculations: The xx.xx% test-equipment increase is a member-billings observation for a broader equipment class, not the final market value returned here. ([semi.org](https://www.semi.org/en/news-media-press-releases/semi-press-releases/2021-global-semiconductor-equipment-sales-surge-xx.xx%xx.xx-to-industry-record-%xx.xx-billion-semi-reports))

16. SEMI - Global Semiconductor Equipment Billings Reach Industry Record USD 107.6 Billion in 2022

· Evidence informing the 2021 market-value input; displayed series and growth include calculations: The release reports a xx.xx% contraction in total-test-equipment billings in 2022, supporting the inverse historical bridge into 2021. ([semi.org](https://www.semi.org/en/news-media-press-releases/semi-press-releases/global-semiconductor-equipment-billings-reach-industry-record-%xx.xx-billion-in-2022-semi-reports))

17. SEMI - Global Semiconductor Equipment Billings Slip to USD 106.3 Billion in 2023

· Evidence informing the 2023 market-value input; displayed series and growth include calculations: The xx.xx% broader test-equipment decline supplies a historical-cycle constraint and one small-supplier backcast assumption, not the target-market level.
([semi.org](https://www.semi.org/en/news-media-press-releases/semi-press-releases/global-semiconductor-equipment-billings-slip-to-%xx.xx-billion-in-2023-semi-reports))

18. SEMI - Global Semiconductor Equipment Billings Surged to USD 117 Billion in 2024

· Evidence informing the 2024 market-value input; displayed series and growth include calculations: Realized total-test-equipment billings increased xx.xx% in 2024. This independently checks the direction and approximate magnitude of the modeled target-market recovery without substituting the broader category for this market.
([semi.org](https://www.semi.org/en/semi-press-release/global-semiconductor-equipment-billings-surged-to-xx.xx-billion-dollars-in-2024-semi-reports))

19. SEMI - Global Semiconductor Equipment Billings Reached USD 135 Billion in 2025

· Evidence informing the 2025 market-value input; displayed series and growth include calculations: The association reports realized total-test-equipment billings growth of xx.xx% in 2025. The modeled target-market increase of approximately xx.xx% is directionally consistent; differing product boundaries prevent an exact reconciliation.
([semi.org](https://www.semi.org/en/SEMI-Reports-Global-Semiconductor-Equipment-Billings-Reached-xx.xx-Billion-in-2025))

20. Advantest - Annual Securities Report and Business Report for the Year Ended March 31, 2026

· Evidence informing the 2025 market-value input; displayed series and growth include calculations: Note xx.xx identifies customer operating leases of semiconductor test systems and JPY xx.xx of future payments receivable at March xx.xx 2025. This establishes a small supplier-specific leasing activity, not annual global leasing revenue.
([advantest.com](https://www.advantest.com/document/en/investors/ir-library/report/IR_SecuritiesandBusinesReport_84th_en.pdf))

· Evidence informing the 2026 market-value input; displayed series and growth include calculations: Future customer lease payments receivable were JPY xx.xx at March xx.xx 2026; disclosed terms were one to three years and noncancelable. These figures qualify any assumption that OEM leasing is necessarily large or offers flexible exit.
([advantest.com](https://www.advantest.com/document/en/investors/ir-library/report/IR_SecuritiesandBusinesReport_84th_en.pdf))

21. Amkor Technology, Inc. - Form 10-K for the Year Ended December 31, 2025
    - Evidence informing the 2025 market-value input; displayed series and growth include calculations: Amkor reports 2025 capital expenditures of USD xx.xx versus USD xx.xx in 2024, covering packaging, testing and facilities. The amount is a buyer-spending constraint, not tester-only spending. ([sec.gov](https://www.sec.gov/Archives/edgar/data/xx.xx/xx.xx/amkr-xx.xx.htm))
    - Evidence informing the 2026 market-value input; displayed series and growth include calculations: The filing's USD xx.xx-xx.xx 2026 capital-expenditure expectation is primarily increased by Arizona construction. It cannot be treated as an equivalent tester award or annual tester-market increment. ([sec.gov](https://www.sec.gov/Archives/edgar/data/xx.xx/xx.xx/amkr-xx.xx.htm))
    - Evidence informing the 2028 market-value input; displayed series and growth include calculations: Standardized tester investment, customer-consigned equipment and equipment-redeployment risks qualify the conversion from announced capacity projects to incremental tester purchases. No project investment is added directly to the 2028 forecast. ([sec.gov](https://www.sec.gov/Archives/edgar/data/xx.xx/xx.xx/amkr-xx.xx.htm))
    - Evidence informing the 2029 market-value input; displayed series and growth include calculations: The buyer's broad spending and commitment disclosures support retaining procurement-conversion and reuse uncertainty rather than equating project completion with tester sales. ([sec.gov](https://www.sec.gov/Archives/edgar/data/xx.xx/xx.xx/amkr-xx.xx.htm))
    - Evidence informing base-year allocation inputs; displayed values and growth are calculated: Location-specific property and equipment supports geographically distinct buyer pools, not direct annual tester spending.
    - Evidence informing forecast-year allocation inputs; displayed values and growth are calculated: Location-specific property and equipment supports geographically distinct buyer pools, not direct annual tester spending.
    - Evidence informing base-year allocation inputs; displayed values and growth are calculated: Korea operating assets corroborate local packaging and test activity without equating assets to annual equipment purchases.
22. Intel Corporation - Form 10-K for the Year Ended December 27, 2025
    - Evidence informing forecast-year allocation inputs; displayed values and growth are calculated: Discontinued Germany expansion constrains the forecast; no canceled-project tester increment is included.
    - Evidence informing forecast-year allocation inputs; displayed values and growth are calculated: Costa Rican consolidation is counterevidence to uniform Latin American equipment expansion.
23. Micron Technology, Inc. - Form 10-K for the Fiscal Year Ended August 28, 2025
    - Evidence informing base-year allocation inputs; displayed values and growth are calculated: India's disclosed component assembly/test location supports the base procurement pipeline, not a reported spending amount.
24. Micron - Celebrates Opening of India's First Semiconductor Assembly and Test Facility, February 28, 2026
    - Evidence informing forecast-year allocation inputs; displayed values and growth are calculated: Commercial commencement and aggregate shipment expectations support a post-2025 expansion premise; they do not measure tester expenditure.
25. Amkor - Announces Phase 2 of Arizona Advanced Packaging and Test Campus, September 8, 2026
    - Evidence informing forecast-year allocation inputs; displayed values and growth are calculated: Phase-two construction and completion expectations support delayed procurement conversion, not a 2025 equipment award.
26. NIST - Appendix: The CHIPS Program Office Vision for Success, Two Years Later, January 2025
    - Evidence informing forecast-year allocation inputs; displayed values and growth are calculated: Device-manufacturing and packaging project locations constrain the national expansion opportunity; award ceilings are not tester spending.
27. Chips Joint Undertaking - EU Strengthens Semiconductor Sovereignty with Pilot Lines and Competence Centres, April 2025
    - Evidence informing base-year allocation inputs; displayed values and growth are calculated: Selection of xx.xx competence centres across xx.xx countries supports broad research access, not equal local tester purchases.
    - Evidence informing forecast-year allocation inputs; displayed values and growth are calculated: Selection of xx.xx competence centres across xx.xx countries supports broad research access, not equal local tester purchases.

28. HT Micron - Quality Management and Brazilian Operating Scope
    - Evidence informing base-year allocation inputs; displayed values and growth are calculated: Company disclosure establishes Brazilian semiconductor encapsulation and testing activity, but not tester-only expenditure.
    - Evidence informing forecast-year allocation inputs; displayed values and growth are calculated: Company disclosure establishes Brazilian semiconductor encapsulation and testing activity, but not tester-only expenditure.
29. NXP Semiconductors - 2025 Annual Report and Financial Statements
    - Evidence informing base-year allocation inputs; displayed values and growth are calculated: Disclosed China back-end activity supports a local equipment-purchaser pool.
    - Evidence informing forecast-year allocation inputs; displayed values and growth are calculated: Disclosed China back-end activity supports a local equipment-purchaser pool.
30. Brazil MDIC - Complexo Eletroeletrônico e de Semicondutores
    - Evidence informing forecast-year allocation inputs; displayed values and growth are calculated: Brasil Semicon is national policy context; its overview does not establish a particular eligible tester purchase or fiscal benefit.
31. KYEC (2449) - Q4 2025 Investor Update
    - Evidence informing base-year allocation inputs; displayed values and growth are calculated: KYEC reports 2025 wafer-probe revenue at xx.xx%; this is a buyer-activity input requiring the disclosed equipment-value and coverage corrections, not a directly observed tester share.
    - Evidence informing forecast-year allocation inputs; displayed values and growth are calculated: KYEC reports 2025 wafer-probe revenue at xx.xx%; this is a buyer-activity input requiring the disclosed equipment-value and coverage corrections, not a directly observed tester share.

14.3. Multi-Insertion Test

Table 114. Global SoC & Memory Semiconductor Tester Market Size, by Multi-Insertion Test, by Region, 2017-2040 (USD Million)

Region	2017	2024	2025	2026	2027	2032	2040	CAGR (%)
Africa	xx.xx	xx.xx	xx.xx	xx.xx	xx.xx	xx.xx	xx.xx	xx.xx
Asia-Pacific	xx.xx	xx.xx	xx.xx	xx.xx	xx.xx	xx.xx	xx.xx	xx.xx
Europe	xx.xx	xx.xx	xx.xx	xx.xx	xx.xx	xx.xx	xx.xx	xx.xx
Latin America	xx.xx	xx.xx	xx.xx	xx.xx	xx.xx	xx.xx	xx.xx	xx.xx
Middle East	xx.xx	xx.xx	xx.xx	xx.xx	xx.xx	xx.xx	xx.xx	xx.xx
North America	xx.xx	xx.xx	xx.xx	xx.xx	xx.xx	xx.xx	xx.xx	xx.xx
Total	**xx.xx**	**xx.xx**	**xx.xx**	**xx.xx**	**xx.xx**	**xx.xx**	**xx.xx**	**xx.xx**

Table 115. Global SoC & Memory Semiconductor Tester Market Size, by Multi-Insertion Test, by Group, 2017-2040 (USD Million)

Group	2017	2024	2025	2026	2027	2032	2040	CAGR (%)
ASEAN	xx.xx	xx.xx	xx.xx	xx.xx	xx.xx	xx.xx	xx.xx	xx.xx
BRICS	xx.xx	xx.xx	xx.xx	xx.xx	xx.xx	xx.xx	xx.xx	xx.xx
European Union	xx.xx	xx.xx	xx.xx	xx.xx	xx.xx	xx.xx	xx.xx	xx.xx
G7	xx.xx	xx.xx	xx.xx	xx.xx	xx.xx	xx.xx	xx.xx	xx.xx
GCC	xx.xx	xx.xx	xx.xx	xx.xx	xx.xx	xx.xx	xx.xx	xx.xx
NATO	xx.xx	xx.xx	xx.xx	xx.xx	xx.xx	xx.xx	xx.xx	xx.xx

Table 116. Global SoC & Memory Semiconductor Tester Market Size, by Multi-Insertion Test, by Country, 2017-2040 (USD Million)

Country	2017	2024	2025	2026	2027	2032	2040	CAGR (%)
Australia	xx.xx	xx.xx	xx.xx	xx.xx	xx.xx	xx.xx	xx.xx	xx.xx
Brazil	xx.xx	xx.xx	xx.xx	xx.xx	xx.xx	xx.xx	xx.xx	xx.xx
Canada	xx.xx	xx.xx	xx.xx	xx.xx	xx.xx	xx.xx	xx.xx	xx.xx
China	xx.xx	xx.xx	xx.xx	xx.xx	xx.xx	xx.xx	xx.xx	xx.xx
France	xx.xx	xx.xx	xx.xx	xx.xx	xx.xx	xx.xx	xx.xx	xx.xx
Germany	xx.xx	xx.xx	xx.xx	xx.xx	xx.xx	xx.xx	xx.xx	xx.xx
India	xx.xx	xx.xx	xx.xx	xx.xx	xx.xx	xx.xx	xx.xx	xx.xx
Italy	xx.xx	xx.xx	xx.xx	xx.xx	xx.xx	xx.xx	xx.xx	xx.xx
Japan	xx.xx	xx.xx	xx.xx	xx.xx	xx.xx	xx.xx	xx.xx	xx.xx
Mexico	xx.xx	xx.xx	xx.xx	xx.xx	xx.xx	xx.xx	xx.xx	xx.xx
Russia	xx.xx	xx.xx	xx.xx	xx.xx	xx.xx	xx.xx	xx.xx	xx.xx
South Korea	xx.xx	xx.xx	xx.xx	xx.xx	xx.xx	xx.xx	xx.xx	xx.xx
Spain	xx.xx	xx.xx	xx.xx	xx.xx	xx.xx	xx.xx	xx.xx	xx.xx
United Kingdom	xx.xx	xx.xx	xx.xx	xx.xx	xx.xx	xx.xx	xx.xx	xx.xx
United States	xx.xx	xx.xx	xx.xx	xx.xx	xx.xx	xx.xx	xx.xx	xx.xx
Others	xx.xx	xx.xx	xx.xx	xx.xx	xx.xx	xx.xx	xx.xx	xx.xx
Total	**xx.xx**	**xx.xx**	**xx.xx**	**xx.xx**	**xx.xx**	**xx.xx**	**xx.xx**	**xx.xx**

Sources & Evidence

1. Advantest - FY2024 Consolidated Financial Results Presentation, April 25, 2025

   · Evidence informing the 2023 market-value input; displayed series and growth include calculations: Quarterly product-revenue disclosures support calendar-2023 totals of JPY xx.xx for SoC testers and JPY xx.xx for memory testers, before modeled scope adjustments. ([advantest.com](https://www.advantest.com/document/en/investors/ir-library/result/JE_BIZ_250425_slide.pdf))

   · Evidence informing the 2024 market-value input; displayed series and growth include calculations: Quarterly product-revenue disclosures support calendar-2024 totals of JPY xx.xx for SoC testers and JPY xx.xx for memory testers; handling, services and system-level testing are disclosed separately. ([advantest.com](https://www.advantest.com/document/en/investors/ir-library/result/JE_BIZ_250425_slide.pdf))

2. Advantest - FY2025 Third Quarter Financial Results Presentation, January 28, 2026

   · Evidence informing the 2025 market-value input; displayed series and growth include calculations: The disclosed January-March 2025 quarter and April-December 2025 quarters produce calendar-2025 SoC tester revenue of JPY xx.xx and memory tester revenue of JPY xx.xx. These are supplier revenues, not a published global market total. ([advantest.com](https://www.advantest.com/document/en/investors/ir-library/result/JE_BIZ_260128_slide.pdf))

   · Evidence informing base-year allocation inputs; displayed values and growth are calculated: Quarterly ship-to records calibrate the Americas destination proxy; equipment scope and regional subdivision remain modeled.

   · Evidence informing base-year allocation inputs; displayed values and growth are calculated: Quarterly Europe destination revenue constrains the European equipment-demand weight.

   · Evidence informing base-year allocation inputs; displayed values and growth are calculated: Country ship-to revenue provides the main calibration for Asia-Pacific concentration.

   · Evidence informing base-year allocation inputs; displayed values and growth are calculated: China deliveries constrain the base country equipment-demand proxy.

   · Evidence informing base-year allocation inputs; displayed values and growth are calculated: Korea deliveries constrain the base country equipment-demand proxy.

   · Evidence informing base-year allocation inputs; displayed values and growth are calculated: Japan deliveries constrain the base country equipment-demand proxy.

3. Advantest - FY2026 First Quarter Financial Results Presentation, July 29, 2026

   · Evidence informing the 2026 market-value input; displayed series and growth include calculations: The presentation reports January-March 2026 SoC/memory revenues of JPY xx.xx/xx.xx and April-June revenues of JPY xx.xx/xx.xx. July guidance forecasts fiscal-2026 SoC/memory revenues of JPY xx.xx/xx.xx and supplies the fiscal-to-calendar bridge. Guidance is not realized revenue. ([advantest.com](https://www.advantest.com/document/en/investors/ir-library/result/JE_BIZ_260729_slide.pdf))

   · Evidence informing the 2040 market-value input; displayed series and growth include calculations: Current equipment revenue and company-specific capacity plans constrain the forecast starting point, not the assumed long-run growth rate or the 2040 result. ([advantest.com](https://www.advantest.com/document/en/investors/ir-library/result/JE_BIZ_260729_slide.pdf))

4. Teradyne, Inc. - Form 10-K for the Year Ended December 31, 2025
   - Evidence informing the 2023 market-value input; displayed series and growth include calculations: The revenue-disaggregation table reports 2023 point-in-time SoC revenue of USD xx.xx and memory revenue of USD xx.xx. Replacement parts require a further modeled deduction. ([investors.teradyne.com](https://investors.teradyne.com/sec-filings/all-sec-filings/content/xx.xx-xx.xx-xx.xx/xx.xx-xx.xx-xx.xx.pdf))
   - Evidence informing the 2024 market-value input; displayed series and growth include calculations: The filing reports 2024 point-in-time SoC revenue of USD xx.xx and memory revenue of USD xx.xx separately from over-time revenue and IST. ([investors.teradyne.com](https://investors.teradyne.com/sec-filings/all-sec-filings/content/xx.xx-xx.xx-xx.xx/xx.xx-xx.xx-xx.xx.pdf))
   - Evidence informing the 2025 market-value input; displayed series and growth include calculations: The filing reports 2025 point-in-time SoC revenue of USD xx.xx and memory revenue of USD xx.xx. Point-in-time recognition includes products and replacement parts and is therefore an equipment proxy rather than an exact complete-system subtotal. ([investors.teradyne.com](https://investors.teradyne.com/sec-filings/all-sec-filings/content/xx.xx-xx.xx-xx.xx/xx.xx-xx.xx-xx.xx.pdf))
   - Evidence informing base-year allocation inputs; displayed values and growth are calculated: Customer-site geography and broader revenue disclosures support the scoped national destination bridge.
   - Evidence informing base-year allocation inputs; displayed values and growth are calculated: Customer-site attribution distinguishes receiving locations from specifying customer headquarters.
   - Evidence informing base-year allocation inputs; displayed values and growth are calculated: Europe revenue requires a substantial modeled exclusion of adjacent businesses and services.
   - Evidence informing base-year allocation inputs; displayed values and growth are calculated: Disclosed Asian customer-site revenues constrain the joint regional proxy.
5. Teradyne, Inc. - Form 10-Q for the Quarterly Period Ended June 28, 2026
   - Evidence informing the 2026 market-value input; displayed series and growth include calculations: First-half 2026 point-in-time revenue was USD xx.xx for SoC and USD xx.xx for memory. Comparable first-half 2025 amounts were USD xx.xx and USD xx.xx independently establishing strong realized growth before the modeled second half. ([investors.teradyne.com](https://investors.teradyne.com/sec-filings/all-sec-filings/content/xx.xx-xx.xx-xx.xx/xx.xx-xx.xx-xx.xx.pdf))
6. Cohu, Inc. - Form 10-K for the Fiscal Year Ended December 27, 2025
   - Evidence informing the 2023 market-value input; displayed series and growth include calculations: Cohu reports 2023 systems-semiconductor test and inspection revenue of USD xx.xx. Only an assumed complete-tester and eligible-device portion enters this market. ([sec.gov](https://www.sec.gov/Archives/edgar/data/xx.xx/xx.xx/cohu20251227_10k.htm))
   - Evidence informing the 2024 market-value input; displayed series and growth include calculations: Cohu reports 2024 systems-semiconductor test and inspection revenue of USD xx.xx separately from non-systems revenue. ([sec.gov](https://www.sec.gov/Archives/edgar/data/xx.xx/xx.xx/cohu20251227_10k.htm))
   - Evidence informing the 2025 market-value input; displayed series and growth include calculations: Cohu reports 2025 systems-semiconductor test and inspection revenue of USD xx.xx. Automation, inspection, interfaces and recurring services prevent attribution of the whole company to SoC testers. ([sec.gov](https://www.sec.gov/Archives/edgar/data/xx.xx/xx.xx/cohu20251227_10k.htm))
   - Evidence informing base-year allocation inputs; displayed values and growth are calculated: Asian destination disclosures provide an independent supplier cross-check on regional concentration.

7. Hangzhou Changchuan Technology Co., Ltd. - 2025 Annual Report
   · Evidence informing the 2024 market-value input; displayed series and growth include calculations: The product table reports 2024 tester revenue of CNY xx.xx, distinct from handlers and other products. Its SoC-eligible portion remains modeled. ([static.cninfo.com.cn](https://static.cninfo.com.cn/finalpage/2026-xx.xx-xx.xx/xx.xx.PDF))
   · Evidence informing the 2025 market-value input; displayed series and growth include calculations: The product table reports 2025 tester revenue of CNY xx.xx. The filing's broader analog and digital portfolio requires a scope adjustment rather than inclusion of all tester revenue. ([static.cninfo.com.cn](https://static.cninfo.com.cn/finalpage/2026-xx.xx-xx.xx/xx.xx.PDF))
8. YC Corporation - Business Report for the Year Ended December 31, 2025
   · Evidence informing the 2023 market-value input; displayed series and growth include calculations: The sales table reports KRW xx.xx for the 2023 memory-wafer-tester, semiconductor-equipment, parts, modification and related category. Complete-equipment attribution requires a deduction. ([kind.krx.co.kr](https://kind.krx.co.kr/external/2026/xx.xx/xx.xx/xx.xx/xx.xx/xx.xx.htm))
   · Evidence informing the 2024 market-value input; displayed series and growth include calculations: The comparable 2024 category revenue is KRW xx.xx, not an independently isolated complete-tester total. ([kind.krx.co.kr](https://kind.krx.co.kr/external/2026/xx.xx/xx.xx/xx.xx/xx.xx/xx.xx.htm))
   · Evidence informing the 2025 market-value input; displayed series and growth include calculations: The comparable 2025 category revenue is KRW xx.xx. Parts, modifications and other equipment remain a material scope uncertainty. ([kind.krx.co.kr](https://kind.krx.co.kr/external/2026/xx.xx/xx.xx/xx.xx/xx.xx/xx.xx.htm))
9. Chroma ESG - About Chroma: 2025 Group Financial and Operating Profile
   · Evidence informing the 2025 market-value input; displayed series and growth include calculations: Chroma's own disclosure states 2025 group consolidated revenue of USD xx.xx. This broad corporate amount constrains, but does not directly measure, its eligible complete-SoC-tester revenue. ([csr.chromaate.com](https://csr.chromaate.com/en/esg-en/green-chroma-en/brand-en))
10. Chroma ESG - Green Revenue and Financial Performance, 2025
   · Evidence informing the 2024 market-value input; displayed series and growth include calculations: Chroma reports 2025 consolidated revenue growth of xx.xx%. The model uses this company growth rate to backcast its small 2024 scoped revenue budget at a constant conversion basis, not as an observed 2024 tester subtotal. ([csr.chromaate.com](https://csr.chromaate.com/en/esg-en/green-chroma-en/green-revenue-en))
   · Evidence informing the 2025 market-value input; displayed series and growth include calculations: The disclosure distinguishes broad measurement products and SLT demand, reinforcing the need to exclude unrelated corporate revenue from the SoC/memory tester estimate. ([csr.chromaate.com](https://csr.chromaate.com/en/esg-en/green-chroma-en/green-revenue-en))
11. Federal Reserve Board - Foreign Exchange Rates, G.5A, January 5, 2026
   · Evidence informing the 2023 market-value input; displayed series and growth include calculations: The official annual-average exchange-rate release supplies the currency-conversion benchmark; the model uses JPY xx.xx per USD for its large calendar-2023 Japanese revenue anchor and an explicitly rounded KRW conversion for the smaller Korean budget. ([fred.stlouisfed.org](https://fred.stlouisfed.org/series/AEXJPUS/))
   · Evidence informing the 2024 market-value input; displayed series and growth include calculations: The model uses JPY xx.xx per USD for calendar 2024; small CNY and KRW budgets use disclosed approximate conversion assumptions close to the official annual averages. ([fred.stlouisfed.org](https://fred.stlouisfed.org/series/AEXJPUS/))
   · Evidence informing the 2025 market-value input; displayed series and growth include calculations: The model uses JPY xx.xx per USD for calendar 2025. CNY xx.xx and KRW xx.xx per USD are rounded modeling conventions, not the release's exact observations. ([fred.stlouisfed.org](https://fred.stlouisfed.org/series/AEXJPUS/))

12. SEMI - 2018 Global Semiconductor Equipment Sales Jump to Record USD 64.5 Billion

    · Evidence informing the 2017 market-value input; displayed series and growth include calculations: The association's member-billings release reports xx.xx% growth in total test equipment sales in 2018. Its inverse supplies the 2017 historical proxy; it is not a direct observation of the narrower captured market. ([www1.semi.org](https://www1.semi.org/en/2018-global-semiconductor-equipment-sales-jump-record-xx.xx-billion))

    · Evidence informing the 2018 market-value input; displayed series and growth include calculations: The release reports approximately USD xx.xx of total semiconductor-equipment sales in 2018, used only with the 2019 equipment total as a disclosed broad-cycle proxy. ([www1.semi.org](https://www1.semi.org/en/2018-global-semiconductor-equipment-sales-jump-record-xx.xx-billion))

13. SEMI - 2020 Global Semiconductor Equipment Sales Surge 19% to Industry Record USD 71.2 Billion

    · Evidence informing the 2018 market-value input; displayed series and growth include calculations: The release reports 2019 total equipment billings of USD xx.xx. Relative to the published approximate 2018 total, this supplies a broad-equipment downturn proxy, not an observed SoC/memory tester growth rate. ([semi.org](https://www.semi.org/en/news-media-press/semi-press-releases/annual-global-semiconductor-equipment-sales))

    · Evidence informing the 2019 market-value input; displayed series and growth include calculations: Reported 2020 total-test-equipment growth of xx.xx% supplies the inverse bridge into 2019. ([semi.org](https://www.semi.org/en/news-media-press/semi-press-releases/annual-global-semiconductor-equipment-sales))

    · Evidence informing the 2020 market-value input; displayed series and growth include calculations: The association's member-submitted billings dataset reports xx.xx% total-test-equipment growth in 2020, used as a historical demand-cycle proxy. ([semi.org](https://www.semi.org/en/news-media-press/semi-press-releases/annual-global-semiconductor-equipment-sales))

14. SEMI - 2021 Global Semiconductor Equipment Sales Surge 44% to Industry Record USD 102.6 Billion

    · Evidence informing the 2020 market-value input; displayed series and growth include calculations: Reported total-test-equipment sales growth of xx.xx% in 2021 supports the inverse bridge from the 2021 estimate to 2020. ([semi.org](https://www.semi.org/en/news-media-press-releases/semi-press-releases/2021-global-semiconductor-equipment-sales-surge-xx.xx%xx.xx-to-industry-record-%xx.xx-billion-semi-reports))

    · Evidence informing the 2021 market-value input; displayed series and growth include calculations: The xx.xx% test-equipment increase is a member-billings observation for a broader equipment class, not the final market value returned here. ([semi.org](https://www.semi.org/en/news-media-press-releases/semi-press-releases/2021-global-semiconductor-equipment-sales-surge-xx.xx%xx.xx-to-industry-record-%xx.xx-billion-semi-reports))

15. SEMI - Global Semiconductor Equipment Billings Reach Industry Record USD 107.6 Billion in 2022

    · Evidence informing the 2021 market-value input; displayed series and growth include calculations: The release reports a xx.xx% contraction in total-test-equipment billings in 2022, supporting the inverse historical bridge into 2021. ([semi.org](https://www.semi.org/en/news-media-press-releases/semi-press-releases/global-semiconductor-equipment-billings-reach-industry-record-%xx.xx-billion-in-2022-semi-reports))

16. SEMI - Global Semiconductor Equipment Billings Slip to USD 106.3 Billion in 2023

    · Evidence informing the 2023 market-value input; displayed series and growth include calculations: The xx.xx% broader test-equipment decline supplies a historical-cycle constraint and one small-supplier backcast assumption, not the target-market level. ([semi.org](https://www.semi.org/en/news-media-press-releases/semi-press-releases/global-semiconductor-equipment-billings-slip-to-%xx.xx-billion-in-2023-semi-reports))

17. SEMI - Global Semiconductor Equipment Billings Surged to USD 117 Billion in 2024

    · Evidence informing the 2024 market-value input; displayed series and growth include calculations: Realized total-test-equipment billings increased xx.xx% in 2024. This independently checks the direction and approximate magnitude of the modeled target-market recovery without substituting the broader category for this market. ([semi.org](https://www.semi.org/en/semi-press-release/global-semiconductor-equipment-billings-surged-to-xx.xx-billion-dollars-in-2024-semi-reports))

18. SEMI - Global Semiconductor Equipment Billings Reached USD 135 Billion in 2025

· Evidence informing the 2025 market-value input; displayed series and growth include calculations: The association reports realized total-test-equipment billings growth of xx.xx% in 2025. The modeled target-market increase of approximately xx.xx% is directionally consistent; differing product boundaries prevent an exact reconciliation.
([semi.org](https://www.semi.org/en/SEMI-Reports-Global-Semiconductor-Equipment-Billings-Reached-xx.xx-Billion-in-2025))

19. Advantest - Annual Securities Report and Business Report for the Year Ended March 31, 2026

· Evidence informing the 2025 market-value input; displayed series and growth include calculations: Note xx.xx identifies customer operating leases of semiconductor test systems and JPY xx.xx of future payments receivable at March xx.xx 2025. This establishes a small supplier-specific leasing activity, not annual global leasing revenue.
([advantest.com](https://www.advantest.com/document/en/investors/ir-library/report/IR_SecuritiesandBusinesReport_84th_en.pdf))

· Evidence informing the 2026 market-value input; displayed series and growth include calculations: Future customer lease payments receivable were JPY xx.xx at March xx.xx 2026; disclosed terms were one to three years and noncancelable. These figures qualify any assumption that OEM leasing is necessarily large or offers flexible exit.
([advantest.com](https://www.advantest.com/document/en/investors/ir-library/report/IR_SecuritiesandBusinesReport_84th_en.pdf))

20. Amkor Technology, Inc. - Form 10-K for the Year Ended December 31, 2025

· Evidence informing the 2025 market-value input; displayed series and growth include calculations: Amkor reports 2025 capital expenditures of USD xx.xx versus USD xx.xx in 2024, covering packaging, testing and facilities. The amount is a buyer-spending constraint, not tester-only spending.
([sec.gov](https://www.sec.gov/Archives/edgar/data/xx.xx/xx.xx/amkr-xx.xx.htm))

· Evidence informing the 2026 market-value input; displayed series and growth include calculations: The filing's USD xx.xx-xx.xx 2026 capital-expenditure expectation is primarily increased by Arizona construction. It cannot be treated as an equivalent tester award or annual tester-market increment.
([sec.gov](https://www.sec.gov/Archives/edgar/data/xx.xx/xx.xx/amkr-xx.xx.htm))

· Evidence informing the 2028 market-value input; displayed series and growth include calculations: Standardized tester investment, customer-consigned equipment and equipment-redeployment risks qualify the conversion from announced capacity projects to incremental tester purchases. No project investment is added directly to the 2028 forecast.
([sec.gov](https://www.sec.gov/Archives/edgar/data/xx.xx/xx.xx/amkr-xx.xx.htm))

· Evidence informing the 2029 market-value input; displayed series and growth include calculations: The buyer's broad spending and commitment disclosures support retaining procurement-conversion and reuse uncertainty rather than equating project completion with tester sales.
([sec.gov](https://www.sec.gov/Archives/edgar/data/xx.xx/xx.xx/amkr-xx.xx.htm))

· Evidence informing base-year allocation inputs; displayed values and growth are calculated: Location-specific property and equipment supports geographically distinct buyer pools, not direct annual tester spending.

· Evidence informing forecast-year allocation inputs; displayed values and growth are calculated: Location-specific property and equipment supports geographically distinct buyer pools, not direct annual tester spending.

· Evidence informing base-year allocation inputs; displayed values and growth are calculated: Korea operating assets corroborate local packaging and test activity without equating assets to annual equipment purchases.

· Evidence informing base-year allocation inputs; displayed values and growth are calculated: Standardized tester-platform investment and customer-consigned equipment establish commercial reuse and ownership complications; neither measures the share of accepted multi-insertion deliveries.

· Evidence informing forecast-year allocation inputs; displayed values and growth are calculated: Standardized tester-platform investment and customer-consigned equipment establish commercial reuse and ownership complications; neither measures the share of accepted multi-insertion deliveries.

21. Intel Corporation - Form 10-K for the Year Ended December 27, 2025
    - Evidence informing forecast-year allocation inputs; displayed values and growth are calculated: Discontinued Germany expansion constrains the forecast; no canceled-project tester increment is included.
    - Evidence informing forecast-year allocation inputs; displayed values and growth are calculated: Costa Rican consolidation is counterevidence to uniform Latin American equipment expansion.
22. Micron Technology, Inc. - Form 10-K for the Fiscal Year Ended August 28, 2025
    - Evidence informing base-year allocation inputs; displayed values and growth are calculated: India's disclosed component assembly/test location supports the base procurement pipeline, not a reported spending amount.
23. Micron - Celebrates Opening of India's First Semiconductor Assembly and Test Facility, February 28, 2026
    - Evidence informing forecast-year allocation inputs; displayed values and growth are calculated: Commercial commencement and aggregate shipment expectations support a post-2025 expansion premise; they do not measure tester expenditure.
24. Amkor - Announces Phase 2 of Arizona Advanced Packaging and Test Campus, September 8, 2026
    - Evidence informing forecast-year allocation inputs; displayed values and growth are calculated: Phase-two construction and completion expectations support delayed procurement conversion, not a 2025 equipment award.
25. NIST - Appendix: The CHIPS Program Office Vision for Success, Two Years Later, January 2025
    - Evidence informing forecast-year allocation inputs; displayed values and growth are calculated: Device-manufacturing and packaging project locations constrain the national expansion opportunity; award ceilings are not tester spending.
26. Chips Joint Undertaking - EU Strengthens Semiconductor Sovereignty with Pilot Lines and Competence Centres, April 2025
    - Evidence informing base-year allocation inputs; displayed values and growth are calculated: Selection of xx.xx competence centres across xx.xx countries supports broad research access, not equal local tester purchases.
    - Evidence informing forecast-year allocation inputs; displayed values and growth are calculated: Selection of xx.xx competence centres across xx.xx countries supports broad research access, not equal local tester purchases.
27. HT Micron - Quality Management and Brazilian Operating Scope
    - Evidence informing base-year allocation inputs; displayed values and growth are calculated: Company disclosure establishes Brazilian semiconductor encapsulation and testing activity, but not tester-only expenditure.
    - Evidence informing forecast-year allocation inputs; displayed values and growth are calculated: Company disclosure establishes Brazilian semiconductor encapsulation and testing activity, but not tester-only expenditure.
28. NXP Semiconductors - 2025 Annual Report and Financial Statements
    - Evidence informing base-year allocation inputs; displayed values and growth are calculated: Disclosed China back-end activity supports a local equipment-purchaser pool.
    - Evidence informing forecast-year allocation inputs; displayed values and growth are calculated: Disclosed China back-end activity supports a local equipment-purchaser pool.
29. Brazil MDIC - Complexo Eletroeletrônico e de Semicondutores
    - Evidence informing forecast-year allocation inputs; displayed values and growth are calculated: Brasil Semicon is national policy context; its overview does not establish a particular eligible tester purchase or fiscal benefit.
30. Teradyne - Second-Quarter 2025 Earnings Call Prepared Remarks, July 30, 2025
    - Evidence informing base-year allocation inputs; displayed values and growth are calculated: The remarks distinguish new system purchases from upgrades of existing capacity. This supports retaining reuse and incremental-receipt adjustments rather than equating every new deployment opportunity with a full new tester.
    - Evidence informing forecast-year allocation inputs; displayed values and growth are calculated: The remarks distinguish new system purchases from upgrades of existing capacity. This supports retaining reuse and incremental-receipt adjustments rather than equating every new deployment opportunity with a full new tester.

31. Teradyne Introduces Integrated Test Solution for AI and Data Center Devices in Collaboration with Tokyo Electron
    - Evidence informing forecast-year allocation inputs; displayed values and growth are calculated: The offering references multiple advanced-packaging points, but this is not evidence that an individual delivery has accepted multi-insertion coverage.

14.4. In-Process Assembly Test

Table 117. Global SoC & Memory Semiconductor Tester Market Size, by In-Process Assembly Test, by Region, 2017-2040 (USD Million)

Region	2017	2024	2025	2026	2027	2032	2040	CAGR (%)
Africa	xx.xx	xx.xx	xx.xx	xx.xx	xx.xx	xx.xx	xx.xx	xx.xx
Asia-Pacific	xx.xx	xx.xx	xx.xx	xx.xx	xx.xx	xx.xx	xx.xx	xx.xx
Europe	xx.xx	xx.xx	xx.xx	xx.xx	xx.xx	xx.xx	xx.xx	xx.xx
Latin America	xx.xx	xx.xx	xx.xx	xx.xx	xx.xx	xx.xx	xx.xx	xx.xx
Middle East	xx.xx	xx.xx	xx.xx	xx.xx	xx.xx	xx.xx	xx.xx	xx.xx
North America	xx.xx	xx.xx	xx.xx	xx.xx	xx.xx	xx.xx	xx.xx	xx.xx
Total	**xx.xx**	**xx.xx**	**xx.xx**	**xx.xx**	**xx.xx**	**xx.xx**	**xx.xx**	**xx.xx**

Table 118. Global SoC & Memory Semiconductor Tester Market Size, by In-Process Assembly Test, by Group, 2017-2040 (USD Million)

Group	2017	2024	2025	2026	2027	2032	2040	CAGR (%)
ASEAN	xx.xx	xx.xx	xx.xx	xx.xx	xx.xx	xx.xx	xx.xx	xx.xx
BRICS	xx.xx	xx.xx	xx.xx	xx.xx	xx.xx	xx.xx	xx.xx	xx.xx
European Union	xx.xx	xx.xx	xx.xx	xx.xx	xx.xx	xx.xx	xx.xx	xx.xx
G7	xx.xx	xx.xx	xx.xx	xx.xx	xx.xx	xx.xx	xx.xx	xx.xx
GCC	xx.xx	xx.xx	xx.xx	xx.xx	xx.xx	xx.xx	xx.xx	xx.xx
NATO	xx.xx	xx.xx	xx.xx	xx.xx	xx.xx	xx.xx	xx.xx	xx.xx

Table 119. Global SoC & Memory Semiconductor Tester Market Size, by In-Process Assembly Test, by Country, 2017-2040 (USD Million)

Country	2017	2024	2025	2026	2027	2032	2040	CAGR (%)
Australia	xx.xx	xx.xx	xx.xx	xx.xx	xx.xx	xx.xx	xx.xx	xx.xx
Brazil	xx.xx	xx.xx	xx.xx	xx.xx	xx.xx	xx.xx	xx.xx	xx.xx
Canada	xx.xx	xx.xx	xx.xx	xx.xx	xx.xx	xx.xx	xx.xx	xx.xx
China	xx.xx	xx.xx	xx.xx	xx.xx	xx.xx	xx.xx	xx.xx	xx.xx
France	xx.xx	xx.xx	xx.xx	xx.xx	xx.xx	xx.xx	xx.xx	xx.xx
Germany	xx.xx	xx.xx	xx.xx	xx.xx	xx.xx	xx.xx	xx.xx	xx.xx
India	xx.xx	xx.xx	xx.xx	xx.xx	xx.xx	xx.xx	xx.xx	xx.xx
Italy	xx.xx	xx.xx	xx.xx	xx.xx	xx.xx	xx.xx	xx.xx	xx.xx
Japan	xx.xx	xx.xx	xx.xx	xx.xx	xx.xx	xx.xx	xx.xx	xx.xx
Mexico	xx.xx	xx.xx	xx.xx	xx.xx	xx.xx	xx.xx	xx.xx	xx.xx
Russia	xx.xx	xx.xx	xx.xx	xx.xx	xx.xx	xx.xx	xx.xx	xx.xx
South Korea	xx.xx	xx.xx	xx.xx	xx.xx	xx.xx	xx.xx	xx.xx	xx.xx
Spain	xx.xx	xx.xx	xx.xx	xx.xx	xx.xx	xx.xx	xx.xx	xx.xx
United Kingdom	xx.xx	xx.xx	xx.xx	xx.xx	xx.xx	xx.xx	xx.xx	xx.xx
United States	xx.xx	xx.xx	xx.xx	xx.xx	xx.xx	xx.xx	xx.xx	xx.xx
Others	xx.xx	xx.xx	xx.xx	xx.xx	xx.xx	xx.xx	xx.xx	xx.xx
Total	**xx.xx**	**xx.xx**	**xx.xx**	**xx.xx**	**xx.xx**	**xx.xx**	**xx.xx**	**xx.xx**

Sources & Evidence

1. SEMI University On-Site Trainings - Production Testing Courses

   · Taxonomy evidence: Partially packaged presentations and distributed advanced-packaging test flows are recognized. This supports the assembly-state distinction but not an allocation of conventional ATE versus adjacent SLT/reliability equipment. ([semi.org](https://www.semi.org/sites/semi.org/files/2024-xx.xx/SEMI_U_On_Site%20Trainings.pdf))

   · Taxonomy evidence: Partially packaged devices and distributed advanced-packaging test flows are recognized, supporting an intermediate-assembly insertion distinction.

2. Amkor Technology - IC Semiconductor Test Services

   · Taxonomy evidence: The service description identifies testing between key assembly steps for advanced multi-die packaging. This establishes a distinct commercial insertion requirement, but not the value or configuration of complete conventional ATE systems procured for it.

   · Evidence informing base-year allocation inputs; displayed values and growth are calculated: The company's service description separates wafer probe, testing between assembly steps and final testing, supporting the insertion mapping rather than a sales weight or complete-tester purchase requirement.

   · Evidence informing forecast-year allocation inputs; displayed values and growth are calculated: The company's service description separates wafer probe, testing between assembly steps and final testing, supporting the insertion mapping rather than a sales weight or complete-tester purchase requirement.

3. Advantest - FY2024 Consolidated Financial Results Presentation, April 25, 2025
   - Evidence informing the 2023 market-value input; displayed series and growth include calculations: Quarterly product-revenue disclosures support calendar-2023 totals of JPY xx.xx for SoC testers and JPY xx.xx for memory testers, before modeled scope adjustments. ([advantest.com](https://www.advantest.com/document/en/investors/ir-library/result/JE_BIZ_250425_slide.pdf))
   - Evidence informing the 2024 market-value input; displayed series and growth include calculations: Quarterly product-revenue disclosures support calendar-2024 totals of JPY xx.xx for SoC testers and JPY xx.xx for memory testers; handling, services and system-level testing are disclosed separately. ([advantest.com](https://www.advantest.com/document/en/investors/ir-library/result/JE_BIZ_250425_slide.pdf))
4. Advantest - FY2025 Third Quarter Financial Results Presentation, January 28, 2026
   - Evidence informing the 2025 market-value input; displayed series and growth include calculations: The disclosed January-March 2025 quarter and April-December 2025 quarters produce calendar-2025 SoC tester revenue of JPY xx.xx and memory tester revenue of JPY xx.xx. These are supplier revenues, not a published global market total. ([advantest.com](https://www.advantest.com/document/en/investors/ir-library/result/JE_BIZ_260128_slide.pdf))
   - Evidence informing base-year allocation inputs; displayed values and growth are calculated: Quarterly ship-to records calibrate the Americas destination proxy; equipment scope and regional subdivision remain modeled.
   - Evidence informing base-year allocation inputs; displayed values and growth are calculated: Quarterly Europe destination revenue constrains the European equipment-demand weight.
   - Evidence informing base-year allocation inputs; displayed values and growth are calculated: Country ship-to revenue provides the main calibration for Asia-Pacific concentration.
   - Evidence informing base-year allocation inputs; displayed values and growth are calculated: China deliveries constrain the base country equipment-demand proxy.
   - Evidence informing base-year allocation inputs; displayed values and growth are calculated: Korea deliveries constrain the base country equipment-demand proxy.
   - Evidence informing base-year allocation inputs; displayed values and growth are calculated: Japan deliveries constrain the base country equipment-demand proxy.
   - Evidence informing base-year allocation inputs; displayed values and growth are calculated: The observed memory receipts constrain the parent purchasing budget from which the modeled intermediate-assembly portion is attributed; no insertion split is disclosed.
   - Evidence informing forecast-year allocation inputs; displayed values and growth are calculated: The observed memory receipts constrain the parent purchasing budget from which the modeled intermediate-assembly portion is attributed; no insertion split is disclosed.
5. Advantest - FY2026 First Quarter Financial Results Presentation, July 29, 2026
   - Evidence informing the 2026 market-value input; displayed series and growth include calculations: The presentation reports January-March 2026 SoC/memory revenues of JPY xx.xx/xx.xx and April-June revenues of JPY xx.xx/xx.xx. July guidance forecasts fiscal-2026 SoC/memory revenues of JPY xx.xx/xx.xx and supplies the fiscal-to-calendar bridge. Guidance is not realized revenue. ([advantest.com](https://www.advantest.com/document/en/investors/ir-library/result/JE_BIZ_260729_slide.pdf))
   - Evidence informing the 2040 market-value input; displayed series and growth include calculations: Current equipment revenue and company-specific capacity plans constrain the forecast starting point, not the assumed long-run growth rate or the 2040 result. ([advantest.com](https://www.advantest.com/document/en/investors/ir-library/result/JE_BIZ_260729_slide.pdf))

6. Teradyne, Inc. - Form 10-K for the Year Ended December 31, 2025
   - Evidence informing the 2023 market-value input; displayed series and growth include calculations: The revenue-disaggregation table reports 2023 point-in-time SoC revenue of USD xx.xx and memory revenue of USD xx.xx. Replacement parts require a further modeled deduction. ([investors.teradyne.com](https://investors.teradyne.com/sec-filings/all-sec-filings/content/xx.xx-xx.xx-xx.xx/xx.xx-xx.xx-xx.xx.pdf))
   - Evidence informing the 2024 market-value input; displayed series and growth include calculations: The filing reports 2024 point-in-time SoC revenue of USD xx.xx and memory revenue of USD xx.xx separately from over-time revenue and IST. ([investors.teradyne.com](https://investors.teradyne.com/sec-filings/all-sec-filings/content/xx.xx-xx.xx-xx.xx/xx.xx-xx.xx-xx.xx.pdf))
   - Evidence informing the 2025 market-value input; displayed series and growth include calculations: The filing reports 2025 point-in-time SoC revenue of USD xx.xx and memory revenue of USD xx.xx. Point-in-time recognition includes products and replacement parts and is therefore an equipment proxy rather than an exact complete-system subtotal. ([investors.teradyne.com](https://investors.teradyne.com/sec-filings/all-sec-filings/content/xx.xx-xx.xx-xx.xx/xx.xx-xx.xx-xx.xx.pdf))
   - Evidence informing base-year allocation inputs; displayed values and growth are calculated: Customer-site geography and broader revenue disclosures support the scoped national destination bridge.
   - Evidence informing base-year allocation inputs; displayed values and growth are calculated: Customer-site attribution distinguishes receiving locations from specifying customer headquarters.
   - Evidence informing base-year allocation inputs; displayed values and growth are calculated: Europe revenue requires a substantial modeled exclusion of adjacent businesses and services.
   - Evidence informing base-year allocation inputs; displayed values and growth are calculated: Disclosed Asian customer-site revenues constrain the joint regional proxy.
7. Teradyne, Inc. - Form 10-Q for the Quarterly Period Ended June 28, 2026
   - Evidence informing the 2026 market-value input; displayed series and growth include calculations: First-half 2026 point-in-time revenue was USD xx.xx for SoC and USD xx.xx for memory. Comparable first-half 2025 amounts were USD xx.xx and USD xx.xx independently establishing strong realized growth before the modeled second half. ([investors.teradyne.com](https://investors.teradyne.com/sec-filings/all-sec-filings/content/xx.xx-xx.xx-xx.xx/xx.xx-xx.xx-xx.xx.pdf))
8. Cohu, Inc. - Form 10-K for the Fiscal Year Ended December 27, 2025
   - Evidence informing the 2023 market-value input; displayed series and growth include calculations: Cohu reports 2023 systems-semiconductor test and inspection revenue of USD xx.xx. Only an assumed complete-tester and eligible-device portion enters this market. ([sec.gov](https://www.sec.gov/Archives/edgar/data/xx.xx/xx.xx/cohu20251227_10k.htm))
   - Evidence informing the 2024 market-value input; displayed series and growth include calculations: Cohu reports 2024 systems-semiconductor test and inspection revenue of USD xx.xx separately from non-systems revenue. ([sec.gov](https://www.sec.gov/Archives/edgar/data/xx.xx/xx.xx/cohu20251227_10k.htm))
   - Evidence informing the 2025 market-value input; displayed series and growth include calculations: Cohu reports 2025 systems-semiconductor test and inspection revenue of USD xx.xx. Automation, inspection, interfaces and recurring services prevent attribution of the whole company to SoC testers. ([sec.gov](https://www.sec.gov/Archives/edgar/data/xx.xx/xx.xx/cohu20251227_10k.htm))
   - Evidence informing base-year allocation inputs; displayed values and growth are calculated: Asian destination disclosures provide an independent supplier cross-check on regional concentration.

9. Hangzhou Changchuan Technology Co., Ltd. - 2025 Annual Report
   · Evidence informing the 2024 market-value input; displayed series and growth include calculations: The product table reports 2024 tester revenue of CNY xx.xx, distinct from handlers and other products. Its SoC-eligible portion remains modeled. ([static.cninfo.com.cn](https://static.cninfo.com.cn/finalpage/2026-xx.xx-xx.xx/xx.xx.PDF))
   · Evidence informing the 2025 market-value input; displayed series and growth include calculations: The product table reports 2025 tester revenue of CNY xx.xx. The filing's broader analog and digital portfolio requires a scope adjustment rather than inclusion of all tester revenue. ([static.cninfo.com.cn](https://static.cninfo.com.cn/finalpage/2026-xx.xx-xx.xx/xx.xx.PDF))
10. YC Corporation - Business Report for the Year Ended December 31, 2025
   · Evidence informing the 2023 market-value input; displayed series and growth include calculations: The sales table reports KRW xx.xx for the 2023 memory-wafer-tester, semiconductor-equipment, parts, modification and related category. Complete-equipment attribution requires a deduction. ([kind.krx.co.kr](https://kind.krx.co.kr/external/2026/xx.xx/xx.xx/xx.xx/xx.xx/xx.xx.htm))
   · Evidence informing the 2024 market-value input; displayed series and growth include calculations: The comparable 2024 category revenue is KRW xx.xx, not an independently isolated complete-tester total. ([kind.krx.co.kr](https://kind.krx.co.kr/external/2026/xx.xx/xx.xx/xx.xx/xx.xx/xx.xx.htm))
   · Evidence informing the 2025 market-value input; displayed series and growth include calculations: The comparable 2025 category revenue is KRW xx.xx. Parts, modifications and other equipment remain a material scope uncertainty. ([kind.krx.co.kr](https://kind.krx.co.kr/external/2026/xx.xx/xx.xx/xx.xx/xx.xx/xx.xx.htm))
11. Chroma ESG - About Chroma: 2025 Group Financial and Operating Profile
   · Evidence informing the 2025 market-value input; displayed series and growth include calculations: Chroma's own disclosure states 2025 group consolidated revenue of USD xx.xx. This broad corporate amount constrains, but does not directly measure, its eligible complete-SoC-tester revenue. ([csr.chromaate.com](https://csr.chromaate.com/en/esg-en/green-chroma-en/brand-en))
12. Chroma ESG - Green Revenue and Financial Performance, 2025
   · Evidence informing the 2024 market-value input; displayed series and growth include calculations: Chroma reports 2025 consolidated revenue growth of xx.xx%. The model uses this company growth rate to backcast its small 2024 scoped revenue budget at a constant conversion basis, not as an observed 2024 tester subtotal. ([csr.chromaate.com](https://csr.chromaate.com/en/esg-en/green-chroma-en/green-revenue-en))
   · Evidence informing the 2025 market-value input; displayed series and growth include calculations: The disclosure distinguishes broad measurement products and SLT demand, reinforcing the need to exclude unrelated corporate revenue from the SoC/memory tester estimate. ([csr.chromaate.com](https://csr.chromaate.com/en/esg-en/green-chroma-en/green-revenue-en))
13. Federal Reserve Board - Foreign Exchange Rates, G.5A, January 5, 2026
   · Evidence informing the 2023 market-value input; displayed series and growth include calculations: The official annual-average exchange-rate release supplies the currency-conversion benchmark; the model uses JPY xx.xx per USD for its large calendar-2023 Japanese revenue anchor and an explicitly rounded KRW conversion for the smaller Korean budget. ([fred.stlouisfed.org](https://fred.stlouisfed.org/series/AEXJPUS/))
   · Evidence informing the 2024 market-value input; displayed series and growth include calculations: The model uses JPY xx.xx per USD for calendar 2024; small CNY and KRW budgets use disclosed approximate conversion assumptions close to the official annual averages. ([fred.stlouisfed.org](https://fred.stlouisfed.org/series/AEXJPUS/))
   · Evidence informing the 2025 market-value input; displayed series and growth include calculations: The model uses JPY xx.xx per USD for calendar 2025. CNY xx.xx and KRW xx.xx per USD are rounded modeling conventions, not the release's exact observations. ([fred.stlouisfed.org](https://fred.stlouisfed.org/series/AEXJPUS/))

14. SEMI - 2018 Global Semiconductor Equipment Sales Jump to Record USD 64.5 Billion

    · Evidence informing the 2017 market-value input; displayed series and growth include calculations: The association's member-billings release reports xx.xx% growth in total test equipment sales in 2018. Its inverse supplies the 2017 historical proxy; it is not a direct observation of the narrower captured market. ([www1.semi.org](https://www1.semi.org/en/2018-global-semiconductor-equipment-sales-jump-record-xx.xx-billion))

    · Evidence informing the 2018 market-value input; displayed series and growth include calculations: The release reports approximately USD xx.xx of total semiconductor-equipment sales in 2018, used only with the 2019 equipment total as a disclosed broad-cycle proxy. ([www1.semi.org](https://www1.semi.org/en/2018-global-semiconductor-equipment-sales-jump-record-xx.xx-billion))

15. SEMI - 2020 Global Semiconductor Equipment Sales Surge 19% to Industry Record USD 71.2 Billion

    · Evidence informing the 2018 market-value input; displayed series and growth include calculations: The release reports 2019 total equipment billings of USD xx.xx. Relative to the published approximate 2018 total, this supplies a broad-equipment downturn proxy, not an observed SoC/memory tester growth rate. ([semi.org](https://www.semi.org/en/news-media-press/semi-press-releases/annual-global-semiconductor-equipment-sales))

    · Evidence informing the 2019 market-value input; displayed series and growth include calculations: Reported 2020 total-test-equipment growth of xx.xx% supplies the inverse bridge into 2019. ([semi.org](https://www.semi.org/en/news-media-press/semi-press-releases/annual-global-semiconductor-equipment-sales))

    · Evidence informing the 2020 market-value input; displayed series and growth include calculations: The association's member-submitted billings dataset reports xx.xx% total-test-equipment growth in 2020, used as a historical demand-cycle proxy. ([semi.org](https://www.semi.org/en/news-media-press/semi-press-releases/annual-global-semiconductor-equipment-sales))

16. SEMI - 2021 Global Semiconductor Equipment Sales Surge 44% to Industry Record USD 102.6 Billion

    · Evidence informing the 2020 market-value input; displayed series and growth include calculations: Reported total-test-equipment sales growth of xx.xx% in 2021 supports the inverse bridge from the 2021 estimate to 2020. ([semi.org](https://www.semi.org/en/news-media-press-releases/semi-press-releases/2021-global-semiconductor-equipment-sales-surge-xx.xx%xx.xx-to-industry-record-%xx.xx-billion-semi-reports))

    · Evidence informing the 2021 market-value input; displayed series and growth include calculations: The xx.xx% test-equipment increase is a member-billings observation for a broader equipment class, not the final market value returned here. ([semi.org](https://www.semi.org/en/news-media-press-releases/semi-press-releases/2021-global-semiconductor-equipment-sales-surge-xx.xx%xx.xx-to-industry-record-%xx.xx-billion-semi-reports))

17. SEMI - Global Semiconductor Equipment Billings Reach Industry Record USD 107.6 Billion in 2022

    · Evidence informing the 2021 market-value input; displayed series and growth include calculations: The release reports a xx.xx% contraction in total-test-equipment billings in 2022, supporting the inverse historical bridge into 2021. ([semi.org](https://www.semi.org/en/news-media-press-releases/semi-press-releases/global-semiconductor-equipment-billings-reach-industry-record-%xx.xx-billion-in-2022-semi-reports))

18. SEMI - Global Semiconductor Equipment Billings Slip to USD 106.3 Billion in 2023

    · Evidence informing the 2023 market-value input; displayed series and growth include calculations: The xx.xx% broader test-equipment decline supplies a historical-cycle constraint and one small-supplier backcast assumption, not the target-market level. ([semi.org](https://www.semi.org/en/news-media-press-releases/semi-press-releases/global-semiconductor-equipment-billings-slip-to-%xx.xx-billion-in-2023-semi-reports))

19. SEMI - Global Semiconductor Equipment Billings Surged to USD 117 Billion in 2024

    · Evidence informing the 2024 market-value input; displayed series and growth include calculations: Realized total-test-equipment billings increased xx.xx% in 2024. This independently checks the direction and approximate magnitude of the modeled target-market recovery without substituting the broader category for this market. ([semi.org](https://www.semi.org/en/semi-press-release/global-semiconductor-equipment-billings-surged-to-xx.xx-billion-dollars-in-2024-semi-reports))

20. SEMI - Global Semiconductor Equipment Billings Reached USD 135 Billion in 2025

· Evidence informing the 2025 market-value input; displayed series and growth include calculations: The association reports realized total-test-equipment billings growth of xx.xx% in 2025. The modeled target-market increase of approximately xx.xx% is directionally consistent; differing product boundaries prevent an exact reconciliation.
([semi.org](https://www.semi.org/en/SEMI-Reports-Global-Semiconductor-Equipment-Billings-Reached-xx.xx-Billion-in-2025))

21. Advantest - Annual Securities Report and Business Report for the Year Ended March 31, 2026

· Evidence informing the 2025 market-value input; displayed series and growth include calculations: Note xx.xx identifies customer operating leases of semiconductor test systems and JPY xx.xx of future payments receivable at March xx.xx 2025. This establishes a small supplier-specific leasing activity, not annual global leasing revenue.
([advantest.com](https://www.advantest.com/document/en/investors/ir-library/report/IR_SecuritiesandBusinesReport_84th_en.pdf))

· Evidence informing the 2026 market-value input; displayed series and growth include calculations: Future customer lease payments receivable were JPY xx.xx at March xx.xx 2026; disclosed terms were one to three years and noncancelable. These figures qualify any assumption that OEM leasing is necessarily large or offers flexible exit.
([advantest.com](https://www.advantest.com/document/en/investors/ir-library/report/IR_SecuritiesandBusinesReport_84th_en.pdf))

22. Amkor Technology, Inc. - Form 10-K for the Year Ended December 31, 2025

· Evidence informing the 2025 market-value input; displayed series and growth include calculations: Amkor reports 2025 capital expenditures of USD xx.xx versus USD xx.xx in 2024, covering packaging, testing and facilities. The amount is a buyer-spending constraint, not tester-only spending.
([sec.gov](https://www.sec.gov/Archives/edgar/data/xx.xx/xx.xx/amkr-xx.xx.htm))

· Evidence informing the 2026 market-value input; displayed series and growth include calculations: The filing's USD xx.xx-xx.xx 2026 capital-expenditure expectation is primarily increased by Arizona construction. It cannot be treated as an equivalent tester award or annual tester-market increment.
([sec.gov](https://www.sec.gov/Archives/edgar/data/xx.xx/xx.xx/amkr-xx.xx.htm))

· Evidence informing the 2028 market-value input; displayed series and growth include calculations: Standardized tester investment, customer-consigned equipment and equipment-redeployment risks qualify the conversion from announced capacity projects to incremental tester purchases. No project investment is added directly to the 2028 forecast.
([sec.gov](https://www.sec.gov/Archives/edgar/data/xx.xx/xx.xx/amkr-xx.xx.htm))

· Evidence informing the 2029 market-value input; displayed series and growth include calculations: The buyer's broad spending and commitment disclosures support retaining procurement-conversion and reuse uncertainty rather than equating project completion with tester sales.
([sec.gov](https://www.sec.gov/Archives/edgar/data/xx.xx/xx.xx/amkr-xx.xx.htm))

· Evidence informing base-year allocation inputs; displayed values and growth are calculated: Location-specific property and equipment supports geographically distinct buyer pools, not direct annual tester spending.

· Evidence informing forecast-year allocation inputs; displayed values and growth are calculated: Location-specific property and equipment supports geographically distinct buyer pools, not direct annual tester spending.

· Evidence informing base-year allocation inputs; displayed values and growth are calculated: Korea operating assets corroborate local packaging and test activity without equating assets to annual equipment purchases.

· Evidence informing base-year allocation inputs; displayed values and growth are calculated: The equipment disclosures support discounting the conversion of a new assembly-stage requirement into incremental complete-tester receipts.

· Evidence informing forecast-year allocation inputs; displayed values and growth are calculated: The equipment disclosures support discounting the conversion of a new assembly-stage requirement into incremental complete-tester receipts.

23. Intel Corporation - Form 10-K for the Year Ended December 27, 2025
    - Evidence informing forecast-year allocation inputs; displayed values and growth are calculated: Discontinued Germany expansion constrains the forecast; no canceled-project tester increment is included.
    - Evidence informing forecast-year allocation inputs; displayed values and growth are calculated: Costa Rican consolidation is counterevidence to uniform Latin American equipment expansion.
24. Micron Technology, Inc. - Form 10-K for the Fiscal Year Ended August 28, 2025
    - Evidence informing base-year allocation inputs; displayed values and growth are calculated: India's disclosed component assembly/test location supports the base procurement pipeline, not a reported spending amount.
25. Micron - Celebrates Opening of India's First Semiconductor Assembly and Test Facility, February 28, 2026
    - Evidence informing forecast-year allocation inputs; displayed values and growth are calculated: Commercial commencement and aggregate shipment expectations support a post-2025 expansion premise; they do not measure tester expenditure.
26. Amkor - Announces Phase 2 of Arizona Advanced Packaging and Test Campus, September 8, 2026
    - Evidence informing forecast-year allocation inputs; displayed values and growth are calculated: Phase-two construction and completion expectations support delayed procurement conversion, not a 2025 equipment award.
27. NIST - Appendix: The CHIPS Program Office Vision for Success, Two Years Later, January 2025
    - Evidence informing forecast-year allocation inputs; displayed values and growth are calculated: Device-manufacturing and packaging project locations constrain the national expansion opportunity; award ceilings are not tester spending.
28. Chips Joint Undertaking - EU Strengthens Semiconductor Sovereignty with Pilot Lines and Competence Centres, April 2025
    - Evidence informing base-year allocation inputs; displayed values and growth are calculated: Selection of xx.xx competence centres across xx.xx countries supports broad research access, not equal local tester purchases.
    - Evidence informing forecast-year allocation inputs; displayed values and growth are calculated: Selection of xx.xx competence centres across xx.xx countries supports broad research access, not equal local tester purchases.
29. HT Micron - Quality Management and Brazilian Operating Scope
    - Evidence informing base-year allocation inputs; displayed values and growth are calculated: Company disclosure establishes Brazilian semiconductor encapsulation and testing activity, but not tester-only expenditure.
    - Evidence informing forecast-year allocation inputs; displayed values and growth are calculated: Company disclosure establishes Brazilian semiconductor encapsulation and testing activity, but not tester-only expenditure.
30. NXP Semiconductors - 2025 Annual Report and Financial Statements
    - Evidence informing base-year allocation inputs; displayed values and growth are calculated: Disclosed China back-end activity supports a local equipment-purchaser pool.
    - Evidence informing forecast-year allocation inputs; displayed values and growth are calculated: Disclosed China back-end activity supports a local equipment-purchaser pool.
31. Brazil MDIC - Complexo Eletroeletrônico e de Semicondutores
    - Evidence informing forecast-year allocation inputs; displayed values and growth are calculated: Brasil Semicon is national policy context; its overview does not establish a particular eligible tester purchase or fiscal benefit.
32. KYEC (2449) - Q4 2025 Investor Update
    - Evidence informing base-year allocation inputs; displayed values and growth are calculated: The same application-mix input constrains the intermediate-assembly cohort; reported capital expenditure is a broad spending cross-check, not insertion-specific equipment revenue.
    - Evidence informing forecast-year allocation inputs; displayed values and growth are calculated: The same application-mix input constrains the intermediate-assembly cohort; reported capital expenditure is a broad spending cross-check, not insertion-specific equipment revenue.

33. Advantest to Showcase Latest Test Solutions at SEMICON Southeast Asia 2025, May 20-22
    - Evidence informing base-year allocation inputs; displayed values and growth are calculated: The same dated offering includes partially assembled dies. Only attributable tester receipts, not the handler value, enter the allocation model.
    - Evidence informing forecast-year allocation inputs; displayed values and growth are calculated: The same dated offering includes partially assembled dies. Only attributable tester receipts, not the handler value, enter the allocation model.
34. Teradyne - Second-Quarter 2025 Earnings Call Prepared Remarks, July 30, 2025
    - Evidence informing base-year allocation inputs; displayed values and growth are calculated: July xx.xx 2025 prepared remarks report an HBM4 post-stack win and state that the new insertion was not pervasive, qualifying the assumed intermediate-assembly uptake.
    - Evidence informing forecast-year allocation inputs; displayed values and growth are calculated: July xx.xx 2025 prepared remarks report an HBM4 post-stack win and state that the new insertion was not pervasive, qualifying the assumed intermediate-assembly uptake.

14.5. Singulated-Die Test

Table 120. Global SoC & Memory Semiconductor Tester Market Size, by Singulated-Die Test, by Region, 2017-2040 (USD Million)

Region	2017	2024	2025	2026	2027	2032	2040	CAGR (%)
Africa	xx.xx	xx.xx	xx.xx	xx.xx	xx.xx	xx.xx	xx.xx	xx.xx
Asia-Pacific	xx.xx	xx.xx	xx.xx	xx.xx	xx.xx	xx.xx	xx.xx	xx.xx
Europe	xx.xx	xx.xx	xx.xx	xx.xx	xx.xx	xx.xx	xx.xx	xx.xx
Latin America	xx.xx	xx.xx	xx.xx	xx.xx	xx.xx	xx.xx	xx.xx	xx.xx
Middle East	xx.xx	xx.xx	xx.xx	xx.xx	xx.xx	xx.xx	xx.xx	xx.xx
North America	xx.xx	xx.xx	xx.xx	xx.xx	xx.xx	xx.xx	xx.xx	xx.xx
Total	**xx.xx**	**xx.xx**	**xx.xx**	**xx.xx**	**xx.xx**	**xx.xx**	**xx.xx**	**xx.xx**

Table 121. Global SoC & Memory Semiconductor Tester Market Size, by Singulated-Die Test, by Group, 2017-2040 (USD Million)

Group	2017	2024	2025	2026	2027	2032	2040	CAGR (%)
ASEAN	xx.xx	xx.xx	xx.xx	xx.xx	xx.xx	xx.xx	xx.xx	xx.xx
BRICS	xx.xx	xx.xx	xx.xx	xx.xx	xx.xx	xx.xx	xx.xx	xx.xx
European Union	xx.xx	xx.xx	xx.xx	xx.xx	xx.xx	xx.xx	xx.xx	xx.xx
G7	xx.xx	xx.xx	xx.xx	xx.xx	xx.xx	xx.xx	xx.xx	xx.xx
GCC	xx.xx	xx.xx	xx.xx	xx.xx	xx.xx	xx.xx	xx.xx	xx.xx
NATO	xx.xx	xx.xx	xx.xx	xx.xx	xx.xx	xx.xx	xx.xx	xx.xx

Table 122. Global SoC & Memory Semiconductor Tester Market Size, by Singulated-Die Test, by Country, 2017-2040 (USD Million)

Country	2017	2024	2025	2026	2027	2032	2040	CAGR (%)
Australia	xx.xx	xx.xx	xx.xx	xx.xx	xx.xx	xx.xx	xx.xx	xx.xx
Brazil	xx.xx	xx.xx	xx.xx	xx.xx	xx.xx	xx.xx	xx.xx	xx.xx
Canada	xx.xx	xx.xx	xx.xx	xx.xx	xx.xx	xx.xx	xx.xx	xx.xx
China	xx.xx	xx.xx	xx.xx	xx.xx	xx.xx	xx.xx	xx.xx	xx.xx
France	xx.xx	xx.xx	xx.xx	xx.xx	xx.xx	xx.xx	xx.xx	xx.xx
Germany	xx.xx	xx.xx	xx.xx	xx.xx	xx.xx	xx.xx	xx.xx	xx.xx
India	xx.xx	xx.xx	xx.xx	xx.xx	xx.xx	xx.xx	xx.xx	xx.xx
Italy	xx.xx	xx.xx	xx.xx	xx.xx	xx.xx	xx.xx	xx.xx	xx.xx
Japan	xx.xx	xx.xx	xx.xx	xx.xx	xx.xx	xx.xx	xx.xx	xx.xx
Mexico	xx.xx	xx.xx	xx.xx	xx.xx	xx.xx	xx.xx	xx.xx	xx.xx
Russia	xx.xx	xx.xx	xx.xx	xx.xx	xx.xx	xx.xx	xx.xx	xx.xx
South Korea	xx.xx	xx.xx	xx.xx	xx.xx	xx.xx	xx.xx	xx.xx	xx.xx
Spain	xx.xx	xx.xx	xx.xx	xx.xx	xx.xx	xx.xx	xx.xx	xx.xx
United Kingdom	xx.xx	xx.xx	xx.xx	xx.xx	xx.xx	xx.xx	xx.xx	xx.xx
United States	xx.xx	xx.xx	xx.xx	xx.xx	xx.xx	xx.xx	xx.xx	xx.xx
Others	xx.xx	xx.xx	xx.xx	xx.xx	xx.xx	xx.xx	xx.xx	xx.xx
Total	**xx.xx**	**xx.xx**	**xx.xx**	**xx.xx**	**xx.xx**	**xx.xx**	**xx.xx**	**xx.xx**

Sources & Evidence

1. SEMI University On-Site Trainings - Production Testing Courses

   · Taxonomy evidence: Singulated die are explicitly recognized as a presentation. The curriculum does not identify the contractual insertion envelope of an individual complete-tester delivery. ([semi.org](https://www.semi.org/sites/semi.org/files/2024-xx.xx/SEMI_U_On_Site%20Trainings.pdf))

   · Taxonomy evidence: Singulated die are explicitly recognized as a semiconductor test presentation, supporting a separated-bare-die insertion category.

2. Advantest - FY2024 Consolidated Financial Results Presentation, April 25, 2025

   · Evidence informing the 2023 market-value input; displayed series and growth include calculations: Quarterly product-revenue disclosures support calendar-2023 totals of JPY xx.xx for SoC testers and JPY xx.xx for memory testers, before modeled scope adjustments. ([advantest.com](https://www.advantest.com/document/en/investors/ir-library/result/JE_BIZ_250425_slide.pdf))

   · Evidence informing the 2024 market-value input; displayed series and growth include calculations: Quarterly product-revenue disclosures support calendar-2024 totals of JPY xx.xx for SoC testers and JPY xx.xx for memory testers; handling, services and system-level testing are disclosed separately. ([advantest.com](https://www.advantest.com/document/en/investors/ir-library/result/JE_BIZ_250425_slide.pdf))

3. Advantest - FY2025 Third Quarter Financial Results Presentation, January 28, 2026
   · Evidence informing the 2025 market-value input; displayed series and growth include calculations: The disclosed January-March 2025 quarter and April-December 2025 quarters produce calendar-2025 SoC tester revenue of JPY xx.xx and memory tester revenue of JPY xx.xx. These are supplier revenues, not a published global market total. ([advantest.com](https://www.advantest.com/document/en/investors/ir-library/result/JE_BIZ_260128_slide.pdf))
   · Evidence informing base-year allocation inputs; displayed values and growth are calculated: Quarterly ship-to records calibrate the Americas destination proxy; equipment scope and regional subdivision remain modeled.
   · Evidence informing base-year allocation inputs; displayed values and growth are calculated: Quarterly Europe destination revenue constrains the European equipment-demand weight.
   · Evidence informing base-year allocation inputs; displayed values and growth are calculated: Country ship-to revenue provides the main calibration for Asia-Pacific concentration.
   · Evidence informing base-year allocation inputs; displayed values and growth are calculated: China deliveries constrain the base country equipment-demand proxy.
   · Evidence informing base-year allocation inputs; displayed values and growth are calculated: Korea deliveries constrain the base country equipment-demand proxy.
   · Evidence informing base-year allocation inputs; displayed values and growth are calculated: Japan deliveries constrain the base country equipment-demand proxy.
4. Advantest - FY2026 First Quarter Financial Results Presentation, July 29, 2026
   · Evidence informing the 2026 market-value input; displayed series and growth include calculations: The presentation reports January-March 2026 SoC/memory revenues of JPY xx.xx/xx.xx and April-June revenues of JPY xx.xx/xx.xx. July guidance forecasts fiscal-2026 SoC/memory revenues of JPY xx.xx/xx.xx and supplies the fiscal-to-calendar bridge. Guidance is not realized revenue. ([advantest.com](https://www.advantest.com/document/en/investors/ir-library/result/JE_BIZ_260729_slide.pdf))
   · Evidence informing the 2040 market-value input; displayed series and growth include calculations: Current equipment revenue and company-specific capacity plans constrain the forecast starting point, not the assumed long-run growth rate or the 2040 result. ([advantest.com](https://www.advantest.com/document/en/investors/ir-library/result/JE_BIZ_260729_slide.pdf))

5. Teradyne, Inc. - Form 10-K for the Year Ended December 31, 2025
   - Evidence informing the 2023 market-value input; displayed series and growth include calculations: The revenue-disaggregation table reports 2023 point-in-time SoC revenue of USD xx.xx and memory revenue of USD xx.xx. Replacement parts require a further modeled deduction. ([investors.teradyne.com](https://investors.teradyne.com/sec-filings/all-sec-filings/content/xx.xx-xx.xx-xx.xx/xx.xx-xx.xx-xx.xx.pdf))
   - Evidence informing the 2024 market-value input; displayed series and growth include calculations: The filing reports 2024 point-in-time SoC revenue of USD xx.xx and memory revenue of USD xx.xx separately from over-time revenue and IST. ([investors.teradyne.com](https://investors.teradyne.com/sec-filings/all-sec-filings/content/xx.xx-xx.xx-xx.xx/xx.xx-xx.xx-xx.xx.pdf))
   - Evidence informing the 2025 market-value input; displayed series and growth include calculations: The filing reports 2025 point-in-time SoC revenue of USD xx.xx and memory revenue of USD xx.xx. Point-in-time recognition includes products and replacement parts and is therefore an equipment proxy rather than an exact complete-system subtotal. ([investors.teradyne.com](https://investors.teradyne.com/sec-filings/all-sec-filings/content/xx.xx-xx.xx-xx.xx/xx.xx-xx.xx-xx.xx.pdf))
   - Evidence informing base-year allocation inputs; displayed values and growth are calculated: Customer-site geography and broader revenue disclosures support the scoped national destination bridge.
   - Evidence informing base-year allocation inputs; displayed values and growth are calculated: Customer-site attribution distinguishes receiving locations from specifying customer headquarters.
   - Evidence informing base-year allocation inputs; displayed values and growth are calculated: Europe revenue requires a substantial modeled exclusion of adjacent businesses and services.
   - Evidence informing base-year allocation inputs; displayed values and growth are calculated: Disclosed Asian customer-site revenues constrain the joint regional proxy.
6. Teradyne, Inc. - Form 10-Q for the Quarterly Period Ended June 28, 2026
   - Evidence informing the 2026 market-value input; displayed series and growth include calculations: First-half 2026 point-in-time revenue was USD xx.xx for SoC and USD xx.xx for memory. Comparable first-half 2025 amounts were USD xx.xx and USD xx.xx independently establishing strong realized growth before the modeled second half. ([investors.teradyne.com](https://investors.teradyne.com/sec-filings/all-sec-filings/content/xx.xx-xx.xx-xx.xx/xx.xx-xx.xx-xx.xx.pdf))
7. Cohu, Inc. - Form 10-K for the Fiscal Year Ended December 27, 2025
   - Evidence informing the 2023 market-value input; displayed series and growth include calculations: Cohu reports 2023 systems-semiconductor test and inspection revenue of USD xx.xx. Only an assumed complete-tester and eligible-device portion enters this market. ([sec.gov](https://www.sec.gov/Archives/edgar/data/xx.xx/xx.xx/cohu20251227_10k.htm))
   - Evidence informing the 2024 market-value input; displayed series and growth include calculations: Cohu reports 2024 systems-semiconductor test and inspection revenue of USD xx.xx separately from non-systems revenue. ([sec.gov](https://www.sec.gov/Archives/edgar/data/xx.xx/xx.xx/cohu20251227_10k.htm))
   - Evidence informing the 2025 market-value input; displayed series and growth include calculations: Cohu reports 2025 systems-semiconductor test and inspection revenue of USD xx.xx. Automation, inspection, interfaces and recurring services prevent attribution of the whole company to SoC testers. ([sec.gov](https://www.sec.gov/Archives/edgar/data/xx.xx/xx.xx/cohu20251227_10k.htm))
   - Evidence informing base-year allocation inputs; displayed values and growth are calculated: Asian destination disclosures provide an independent supplier cross-check on regional concentration.

8. Hangzhou Changchuan Technology Co., Ltd. - 2025 Annual Report
   - Evidence informing the 2024 market-value input; displayed series and growth include calculations: The product table reports 2024 tester revenue of CNY xx.xx, distinct from handlers and other products. Its SoC-eligible portion remains modeled. ([static.cninfo.com.cn](https://static.cninfo.com.cn/finalpage/2026-xx.xx-xx.xx/xx.xx.PDF))
   - Evidence informing the 2025 market-value input; displayed series and growth include calculations: The product table reports 2025 tester revenue of CNY xx.xx. The filing's broader analog and digital portfolio requires a scope adjustment rather than inclusion of all tester revenue. ([static.cninfo.com.cn](https://static.cninfo.com.cn/finalpage/2026-xx.xx-xx.xx/xx.xx.PDF))
9. YC Corporation - Business Report for the Year Ended December 31, 2025
   - Evidence informing the 2023 market-value input; displayed series and growth include calculations: The sales table reports KRW xx.xx for the 2023 memory-wafer-tester, semiconductor-equipment, parts, modification and related category. Complete-equipment attribution requires a deduction. ([kind.krx.co.kr](https://kind.krx.co.kr/external/2026/xx.xx/xx.xx/xx.xx/xx.xx/xx.xx.htm))
   - Evidence informing the 2024 market-value input; displayed series and growth include calculations: The comparable 2024 category revenue is KRW xx.xx, not an independently isolated complete-tester total. ([kind.krx.co.kr](https://kind.krx.co.kr/external/2026/xx.xx/xx.xx/xx.xx/xx.xx/xx.xx.htm))
   - Evidence informing the 2025 market-value input; displayed series and growth include calculations: The comparable 2025 category revenue is KRW xx.xx. Parts, modifications and other equipment remain a material scope uncertainty. ([kind.krx.co.kr](https://kind.krx.co.kr/external/2026/xx.xx/xx.xx/xx.xx/xx.xx/xx.xx.htm))
10. Chroma ESG - About Chroma: 2025 Group Financial and Operating Profile
    - Evidence informing the 2025 market-value input; displayed series and growth include calculations: Chroma's own disclosure states 2025 group consolidated revenue of USD xx.xx. This broad corporate amount constrains, but does not directly measure, its eligible complete-SoC-tester revenue. ([csr.chromaate.com](https://csr.chromaate.com/en/esg-en/green-chroma-en/brand-en))
11. Chroma ESG - Green Revenue and Financial Performance, 2025
    - Evidence informing the 2024 market-value input; displayed series and growth include calculations: Chroma reports 2025 consolidated revenue growth of xx.xx%. The model uses this company growth rate to backcast its small 2024 scoped revenue budget at a constant conversion basis, not as an observed 2024 tester subtotal. ([csr.chromaate.com](https://csr.chromaate.com/en/esg-en/green-chroma-en/green-revenue-en))
    - Evidence informing the 2025 market-value input; displayed series and growth include calculations: The disclosure distinguishes broad measurement products and SLT demand, reinforcing the need to exclude unrelated corporate revenue from the SoC/memory tester estimate. ([csr.chromaate.com](https://csr.chromaate.com/en/esg-en/green-chroma-en/green-revenue-en))
12. Federal Reserve Board - Foreign Exchange Rates, G.5A, January 5, 2026
    - Evidence informing the 2023 market-value input; displayed series and growth include calculations: The official annual-average exchange-rate release supplies the currency-conversion benchmark; the model uses JPY xx.xx per USD for its large calendar-2023 Japanese revenue anchor and an explicitly rounded KRW conversion for the smaller Korean budget. ([fred.stlouisfed.org](https://fred.stlouisfed.org/series/AEXJPUS/))
    - Evidence informing the 2024 market-value input; displayed series and growth include calculations: The model uses JPY xx.xx per USD for calendar 2024; small CNY and KRW budgets use disclosed approximate conversion assumptions close to the official annual averages. ([fred.stlouisfed.org](https://fred.stlouisfed.org/series/AEXJPUS/))
    - Evidence informing the 2025 market-value input; displayed series and growth include calculations: The model uses JPY xx.xx per USD for calendar 2025. CNY xx.xx and KRW xx.xx per USD are rounded modeling conventions, not the release's exact observations. ([fred.stlouisfed.org](https://fred.stlouisfed.org/series/AEXJPUS/))

13. SEMI - 2018 Global Semiconductor Equipment Sales Jump to Record USD 64.5 Billion

    · Evidence informing the 2017 market-value input; displayed series and growth include calculations: The association's member-billings release reports xx.xx% growth in total test equipment sales in 2018. Its inverse supplies the 2017 historical proxy; it is not a direct observation of the narrower captured market. ([www1.semi.org](https://www1.semi.org/en/2018-global-semiconductor-equipment-sales-jump-record-xx.xx-billion))

    · Evidence informing the 2018 market-value input; displayed series and growth include calculations: The release reports approximately USD xx.xx of total semiconductor-equipment sales in 2018, used only with the 2019 equipment total as a disclosed broad-cycle proxy. ([www1.semi.org](https://www1.semi.org/en/2018-global-semiconductor-equipment-sales-jump-record-xx.xx-billion))

14. SEMI - 2020 Global Semiconductor Equipment Sales Surge 19% to Industry Record USD 71.2 Billion

    · Evidence informing the 2018 market-value input; displayed series and growth include calculations: The release reports 2019 total equipment billings of USD xx.xx. Relative to the published approximate 2018 total, this supplies a broad-equipment downturn proxy, not an observed SoC/memory tester growth rate. ([semi.org](https://www.semi.org/en/news-media-press/semi-press-releases/annual-global-semiconductor-equipment-sales))

    · Evidence informing the 2019 market-value input; displayed series and growth include calculations: Reported 2020 total-test-equipment growth of xx.xx% supplies the inverse bridge into 2019. ([semi.org](https://www.semi.org/en/news-media-press/semi-press-releases/annual-global-semiconductor-equipment-sales))

    · Evidence informing the 2020 market-value input; displayed series and growth include calculations: The association's member-submitted billings dataset reports xx.xx% total-test-equipment growth in 2020, used as a historical demand-cycle proxy. ([semi.org](https://www.semi.org/en/news-media-press/semi-press-releases/annual-global-semiconductor-equipment-sales))

15. SEMI - 2021 Global Semiconductor Equipment Sales Surge 44% to Industry Record USD 102.6 Billion

    · Evidence informing the 2020 market-value input; displayed series and growth include calculations: Reported total-test-equipment sales growth of xx.xx% in 2021 supports the inverse bridge from the 2021 estimate to 2020. ([semi.org](https://www.semi.org/en/news-media-press-releases/semi-press-releases/2021-global-semiconductor-equipment-sales-surge-xx.xx%xx.xx-to-industry-record-%xx.xx-billion-semi-reports))

    · Evidence informing the 2021 market-value input; displayed series and growth include calculations: The xx.xx% test-equipment increase is a member-billings observation for a broader equipment class, not the final market value returned here. ([semi.org](https://www.semi.org/en/news-media-press-releases/semi-press-releases/2021-global-semiconductor-equipment-sales-surge-xx.xx%xx.xx-to-industry-record-%xx.xx-billion-semi-reports))

16. SEMI - Global Semiconductor Equipment Billings Reach Industry Record USD 107.6 Billion in 2022

    · Evidence informing the 2021 market-value input; displayed series and growth include calculations: The release reports a xx.xx% contraction in total-test-equipment billings in 2022, supporting the inverse historical bridge into 2021. ([semi.org](https://www.semi.org/en/news-media-press-releases/semi-press-releases/global-semiconductor-equipment-billings-reach-industry-record-%xx.xx-billion-in-2022-semi-reports))

17. SEMI - Global Semiconductor Equipment Billings Slip to USD 106.3 Billion in 2023

    · Evidence informing the 2023 market-value input; displayed series and growth include calculations: The xx.xx% broader test-equipment decline supplies a historical-cycle constraint and one small-supplier backcast assumption, not the target-market level. ([semi.org](https://www.semi.org/en/news-media-press-releases/semi-press-releases/global-semiconductor-equipment-billings-slip-to-%xx.xx-billion-in-2023-semi-reports))

18. SEMI - Global Semiconductor Equipment Billings Surged to USD 117 Billion in 2024

    · Evidence informing the 2024 market-value input; displayed series and growth include calculations: Realized total-test-equipment billings increased xx.xx% in 2024. This independently checks the direction and approximate magnitude of the modeled target-market recovery without substituting the broader category for this market. ([semi.org](https://www.semi.org/en/semi-press-release/global-semiconductor-equipment-billings-surged-to-xx.xx-billion-dollars-in-2024-semi-reports))

19. SEMI - Global Semiconductor Equipment Billings Reached USD 135 Billion in 2025

· Evidence informing the 2025 market-value input; displayed series and growth include calculations: The association reports realized total-test-equipment billings growth of xx.xx% in 2025. The modeled target-market increase of approximately xx.xx% is directionally consistent; differing product boundaries prevent an exact reconciliation.
([semi.org](https://www.semi.org/en/SEMI-Reports-Global-Semiconductor-Equipment-Billings-Reached-xx.xx-Billion-in-2025))

20. Advantest - Annual Securities Report and Business Report for the Year Ended March 31, 2026

· Evidence informing the 2025 market-value input; displayed series and growth include calculations: Note xx.xx identifies customer operating leases of semiconductor test systems and JPY xx.xx of future payments receivable at March xx.xx 2025. This establishes a small supplier-specific leasing activity, not annual global leasing revenue.
([advantest.com](https://www.advantest.com/document/en/investors/ir-library/report/IR_SecuritiesandBusinesReport_84th_en.pdf))

· Evidence informing the 2026 market-value input; displayed series and growth include calculations: Future customer lease payments receivable were JPY xx.xx at March xx.xx 2026; disclosed terms were one to three years and noncancelable. These figures qualify any assumption that OEM leasing is necessarily large or offers flexible exit.
([advantest.com](https://www.advantest.com/document/en/investors/ir-library/report/IR_SecuritiesandBusinesReport_84th_en.pdf))

21. Amkor Technology, Inc. - Form 10-K for the Year Ended December 31, 2025

· Evidence informing the 2025 market-value input; displayed series and growth include calculations: Amkor reports 2025 capital expenditures of USD xx.xx versus USD xx.xx in 2024, covering packaging, testing and facilities. The amount is a buyer-spending constraint, not tester-only spending.
([sec.gov](https://www.sec.gov/Archives/edgar/data/xx.xx/xx.xx/amkr-xx.xx.htm))

· Evidence informing the 2026 market-value input; displayed series and growth include calculations: The filing's USD xx.xx-xx.xx 2026 capital-expenditure expectation is primarily increased by Arizona construction. It cannot be treated as an equivalent tester award or annual tester-market increment.
([sec.gov](https://www.sec.gov/Archives/edgar/data/xx.xx/xx.xx/amkr-xx.xx.htm))

· Evidence informing the 2028 market-value input; displayed series and growth include calculations: Standardized tester investment, customer-consigned equipment and equipment-redeployment risks qualify the conversion from announced capacity projects to incremental tester purchases. No project investment is added directly to the 2028 forecast.
([sec.gov](https://www.sec.gov/Archives/edgar/data/xx.xx/xx.xx/amkr-xx.xx.htm))

· Evidence informing the 2029 market-value input; displayed series and growth include calculations: The buyer's broad spending and commitment disclosures support retaining procurement-conversion and reuse uncertainty rather than equating project completion with tester sales.
([sec.gov](https://www.sec.gov/Archives/edgar/data/xx.xx/xx.xx/amkr-xx.xx.htm))

· Evidence informing base-year allocation inputs; displayed values and growth are calculated: Location-specific property and equipment supports geographically distinct buyer pools, not direct annual tester spending.

· Evidence informing forecast-year allocation inputs; displayed values and growth are calculated: Location-specific property and equipment supports geographically distinct buyer pools, not direct annual tester spending.

· Evidence informing base-year allocation inputs; displayed values and growth are calculated: Korea operating assets corroborate local packaging and test activity without equating assets to annual equipment purchases.

22. Intel Corporation - Form 10-K for the Year Ended December 27, 2025

· Evidence informing forecast-year allocation inputs; displayed values and growth are calculated: Discontinued Germany expansion constrains the forecast; no canceled-project tester increment is included.

· Evidence informing forecast-year allocation inputs; displayed values and growth are calculated: Costa Rican consolidation is counterevidence to uniform Latin American equipment expansion.

23. Micron Technology, Inc. - Form 10-K for the Fiscal Year Ended August 28, 2025

· Evidence informing base-year allocation inputs; displayed values and growth are calculated: India's disclosed component assembly/test location supports the base procurement pipeline, not a reported spending amount.

24. Micron - Celebrates Opening of India's First Semiconductor Assembly and Test Facility, February 28, 2026
    - Evidence informing forecast-year allocation inputs; displayed values and growth are calculated: Commercial commencement and aggregate shipment expectations support a post-2025 expansion premise; they do not measure tester expenditure.
25. Amkor - Announces Phase 2 of Arizona Advanced Packaging and Test Campus, September 8, 2026
    - Evidence informing forecast-year allocation inputs; displayed values and growth are calculated: Phase-two construction and completion expectations support delayed procurement conversion, not a 2025 equipment award.
26. NIST - Appendix: The CHIPS Program Office Vision for Success, Two Years Later, January 2025
    - Evidence informing forecast-year allocation inputs; displayed values and growth are calculated: Device-manufacturing and packaging project locations constrain the national expansion opportunity; award ceilings are not tester spending.
27. Chips Joint Undertaking - EU Strengthens Semiconductor Sovereignty with Pilot Lines and Competence Centres, April 2025
    - Evidence informing base-year allocation inputs; displayed values and growth are calculated: Selection of xx.xx competence centres across xx.xx countries supports broad research access, not equal local tester purchases.
    - Evidence informing forecast-year allocation inputs; displayed values and growth are calculated: Selection of xx.xx competence centres across xx.xx countries supports broad research access, not equal local tester purchases.
28. HT Micron - Quality Management and Brazilian Operating Scope
    - Evidence informing base-year allocation inputs; displayed values and growth are calculated: Company disclosure establishes Brazilian semiconductor encapsulation and testing activity, but not tester-only expenditure.
    - Evidence informing forecast-year allocation inputs; displayed values and growth are calculated: Company disclosure establishes Brazilian semiconductor encapsulation and testing activity, but not tester-only expenditure.
29. NXP Semiconductors - 2025 Annual Report and Financial Statements
    - Evidence informing base-year allocation inputs; displayed values and growth are calculated: Disclosed China back-end activity supports a local equipment-purchaser pool.
    - Evidence informing forecast-year allocation inputs; displayed values and growth are calculated: Disclosed China back-end activity supports a local equipment-purchaser pool.
30. Brazil MDIC - Complexo Eletroeletrônico e de Semicondutores
    - Evidence informing forecast-year allocation inputs; displayed values and growth are calculated: Brasil Semicon is national policy context; its overview does not establish a particular eligible tester purchase or fiscal benefit.
31. KYEC (2449) - Q4 2025 Investor Update
    - Evidence informing base-year allocation inputs; displayed values and growth are calculated: The company's xx.xx% data-processing application mix anchors the modeled addressable advanced-SoC purchasing cohort; it does not measure bare-die equipment sales.
    - Evidence informing forecast-year allocation inputs; displayed values and growth are calculated: The company's xx.xx% data-processing application mix anchors the modeled addressable advanced-SoC purchasing cohort; it does not measure bare-die equipment sales.
32. Advantest to Showcase Latest Test Solutions at SEMICON Southeast Asia 2025, May 20-22
    - Evidence informing base-year allocation inputs; displayed values and growth are calculated: The May xx.xx 2025 announcement identifies a die-level handler linked with a tester for singulated dies, establishing a base-year commercial offering but not its delivered equipment receipts.
    - Evidence informing forecast-year allocation inputs; displayed values and growth are calculated: The May xx.xx 2025 announcement identifies a die-level handler linked with a tester for singulated dies, establishing a base-year commercial offering but not its delivered equipment receipts.

33. Teradyne Introduces Integrated Test Solution for AI and Data Center Devices in Collaboration with Tokyo Electron

- Evidence informing forecast-year allocation inputs; displayed values and growth are calculated: The June xx.xx 2026 coordinated singulated-device offering supports commercial availability relevant to the forecast; it does not establish 2025 sales or the modeled 2032 penetration.

15. SoC & Memory Semiconductor Tester Market, by Region

Asia-Pacific equipment decisions require coordination across operating locations rather than a single regional availability assumption. Amkor's 2025 filing identifies packaging and test operations across China, Japan, South Korea, Malaysia, the Philippines, Singapore, Taiwan, and Vietnam. ■■■■ ■■■■■■■■ ■ ■■■■■■■■ ■■■■■ ■■■ ■■■■■■■■■■ ■■■■■■■■■■■■■ ■■■■■■■■ ■■■■■■■■■■■■■ ■■■ ■■■ ■■■ ■■■■■■■■ ■■■■ ■■ ■■■■■■■■ ■■■■■■ ■■■ ■■■■ ■■■■■■ ■■■■■■■■ ■■■■■ ■■■■■■ ■■■■■■■■■ ■■■■■■ ■■■■■■■■■ ■■■ ■■■■■■■■■ ■■■■■■■■■ ■■■■■■■■ ■■■■■■■■■■■■■ ■■■ ■■■■■■■■■■■■■■■■■■■■ ■■■■■■■ ■■■■■■ ■■■■■■■■■■ ■■ ■ ■■■■■■■■ ■■■■■■■■■ ■■■■■■■■■■

■■■■■ ■■■■■■■ ■■■■■■■■ ■ ■■■■■■■■■ ■■■■■■ ■■■■■■■■■■ Amkor's September 2026 Arizona expansion announcement describes a phased development rather than an immediately available equipment requirement. Suppliers should connect engagement to the purchasing authority and milestones of the relevant phase; a campus announcement is not a tester award.

Latin America requires country-specific investment-policy interpretation. ■■■■■■■■ ■■■■■■■ ■■■■■■■ ■■■■■■■ ■■■■■■■■■■ ■■■■■■ ■■■ ■■■■ ■■■■■■■■ ■■■■■■ ■■■■■■■■■■■ ■■■■ ■■■ ■■■■■■■■■ ■■■■■■■■■■■ ■■■ ■ ■■■■■■■■■■ ■■■■■■ ■■■■■■■■■■ Suppliers should distinguish a funded customer project from broader policy support before committing local inventory or service resources elsewhere in the region.

Europe contains both equipment users and supplier-support organizations. Amkor identifies operations in Portugal, while Advantest identifies its European headquarters in Germany. ■■■■■ ■■■■■■■■■ ■■■■■■■■■ ■■■■■■■■■■ ■■■■■ ■■■■■■■ ■■■■■■■■■■■■■■ ■■■■■■■■■■■ ■■■■■■■■■■ ■■■ ■■■■■■■■■■■■■■ ■■■■■■■■■■ ■■■■■■■■■■■■■■■ ■ ■■■■■■■■ ■■■■■■■■■■■■■ ■■■ ■■■■■■■■■■ ■■■■■■■■■■■■ ■■■■■■■ ■■■■■■■■■■■■ ■■■■■ ■■■■■■■■■ ■■■■■■■ ■■■■■■■■■■■■

In the Middle East, supplier organizational territories need not match reporting geography. Advantest lists its Israel subsidiary within its European organization. ■■■■■■ ■■■■■■ ■■■■■■■■■■ ■■■■■■■■■ ■■■■■ ■■■■■■■■■■■ ■■■ ■■■■■■■ ■■■■■■ ■■■■■■ ■■■ ■■■■■■ ■■■■■■■■■■■ ■■■■■■■ ■■■■ ■■■■■ ■■■■■■■■■■■■■■ ■■■■ ■ ■■■■■■■■ ■■■■■■ ■ ■■■■■■ ■■■■■■■■■■ ■■■■■■■■■■■ ■ ■■■■■■■■ ■■■■■■■■ ■■■ ■ ■■■■■■■■■■■■■■■■■ ■■■■■■■■ ■■■■■■■■■■■■

■■■■■■■■ ■■■■■■■■■■■■■■■■■■■ ■■■■■ ■■■■ ■■■■■ ■■■■■■■■ ■■■■■■■■■■■■■■■■ South Africa's ITAC guidance subjects used goods to import controls, with limited exceptions, while most new goods are exempt from those measures. A South African buyer comparing refurbished and new testers should establish the applicable import position before shipment; this rule must not be generalized to other African jurisdictions.

Figure 24. Global SoC & Memory Semiconductor Tester Market, by Region: Market share evolution, 2025-2032

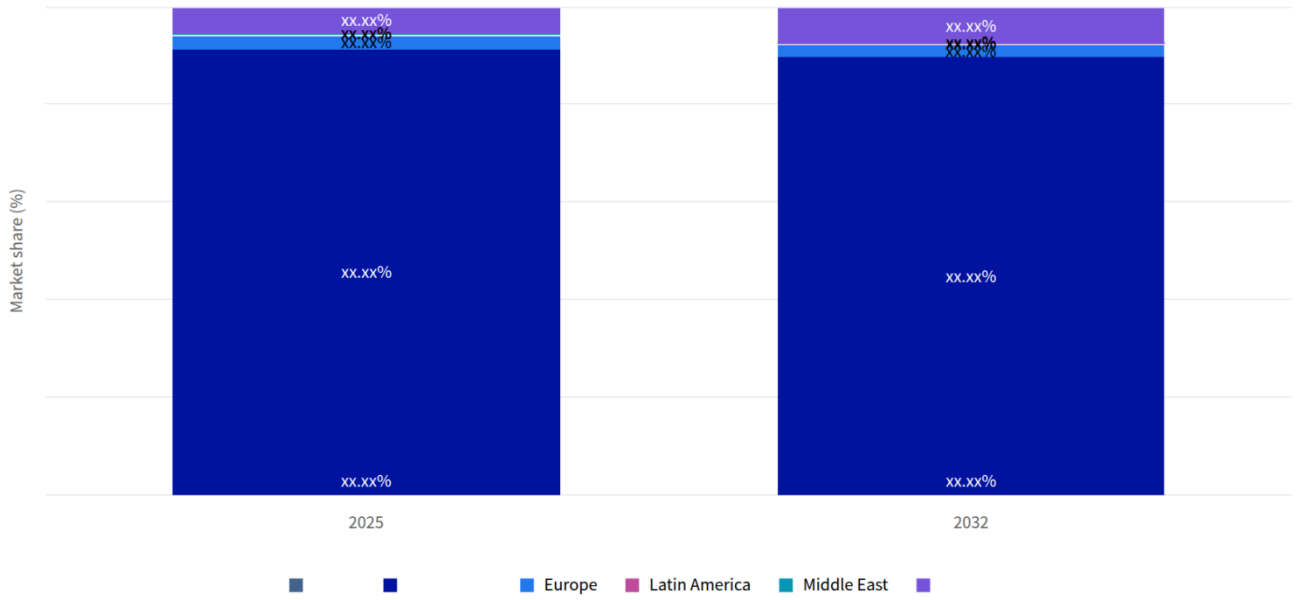

Figure 25. Global SoC & Memory Semiconductor Tester Market, by Region: Market size by category, 2025

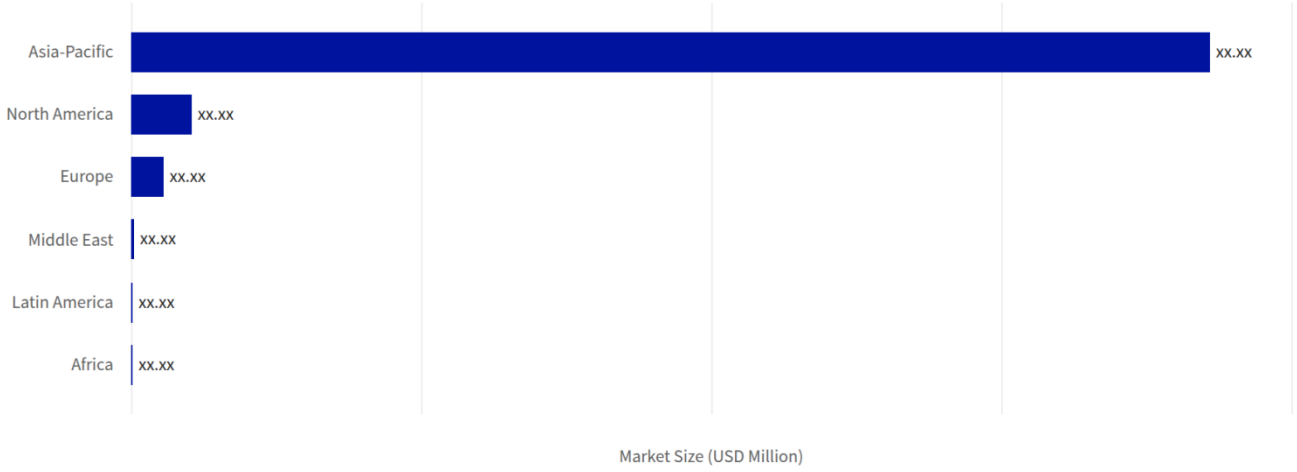

Figure 26. Global SoC & Memory Semiconductor Tester Market, Regional growth by Buyer Type, 2025-2032 (CAGR %)

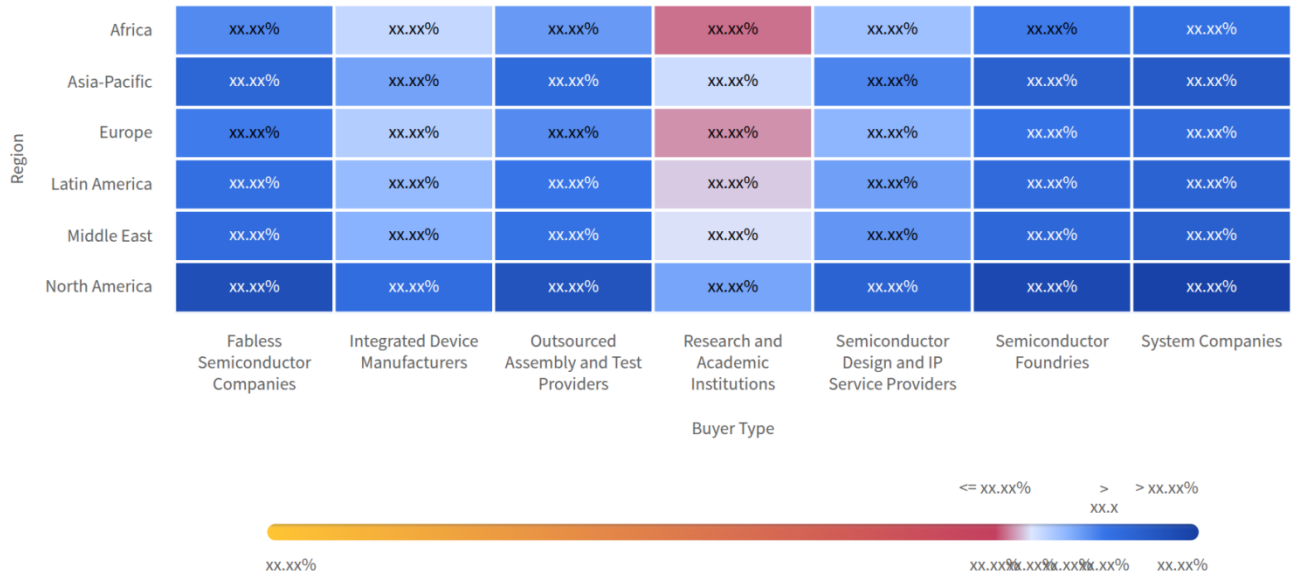

Table 123. Global SoC & Memory Semiconductor Tester Market, by Region growth contribution, 2025-2032

Category	2025 value (USD Million)	2032 value (USD Million)	Added value (USD Million)	2025 share (%)	2032 share (%)	Change (pp)	Growth share (%)	CAGR (%)
Africa	xx.xx	xx.xx	xx.xx	xx.xx	xx.xx	xx.xx	xx.xx	xx.xx
Asia-Pacific	xx.xx	xx.xx	xx.xx	xx.xx	xx.xx	xx.xx	xx.xx	xx.xx
Europe	xx.xx	xx.xx	xx.xx	xx.xx	xx.xx	xx.xx	xx.xx	xx.xx
Latin America	xx.xx	xx.xx	xx.xx	xx.xx	xx.xx	xx.xx	xx.xx	xx.xx
Middle East	xx.xx	xx.xx	xx.xx	xx.xx	xx.xx	xx.xx	xx.xx	xx.xx
North America	xx.xx	xx.xx	xx.xx	xx.xx	xx.xx	xx.xx	xx.xx	xx.xx
Scope total	**xx.xx**	**xx.xx**	**xx.xx**	**xx.xx**	**xx.xx**	**xx.xx**	**xx.xx**	**xx.xx**

Table 124. Global SoC & Memory Semiconductor Tester Market Size, by Region, 2017-2040 (USD Million)

Region	2017	2024	2025	2026	2027	2032	2040	CAGR (%)
Africa	xx.xx	xx.xx	xx.xx	xx.xx	xx.xx	xx.xx	xx.xx	xx.xx
Asia-Pacific	xx.xx	xx.xx	xx.xx	xx.xx	xx.xx	xx.xx	xx.xx	xx.xx
Europe	xx.xx	xx.xx	xx.xx	xx.xx	xx.xx	xx.xx	xx.xx	xx.xx
Latin America	xx.xx	xx.xx	xx.xx	xx.xx	xx.xx	xx.xx	xx.xx	xx.xx
Middle East	xx.xx	xx.xx	xx.xx	xx.xx	xx.xx	xx.xx	xx.xx	xx.xx
North America	xx.xx	xx.xx	xx.xx	xx.xx	xx.xx	xx.xx	xx.xx	xx.xx
Total	**xx.xx**	**xx.xx**	**xx.xx**	**xx.xx**	**xx.xx**	**xx.xx**	**xx.xx**	**xx.xx**

Sources & Evidence

1. Amkor Technology, Inc. Form 10-K for the Year Ended December 31, 2025

   · Amkor's 2025 filing identifies packaging and test operations across named Asian countries and Portugal, supporting location-specific rather than uniform regional interpretation. ([sec.gov](https://www.sec.gov/Archives/edgar/data/xx.xx/xx.xx/amkr-xx.xx.htm))

   · Evidence informing the 2025 market-value input; displayed series and growth include calculations: Amkor reports 2025 capital expenditures of USD xx.xx versus USD xx.xx in 2024, covering packaging, testing and facilities. The amount is a buyer-spending constraint, not tester-only spending. ([sec.gov](https://www.sec.gov/Archives/edgar/data/xx.xx/xx.xx/amkr-xx.xx.htm))

   · Evidence informing the 2026 market-value input; displayed series and growth include calculations: The filing's USD xx.xx-xx.xx 2026 capital-expenditure expectation is primarily increased by Arizona construction. It cannot be treated as an equivalent tester award or annual tester-market increment. ([sec.gov](https://www.sec.gov/Archives/edgar/data/xx.xx/xx.xx/amkr-xx.xx.htm))

   · Evidence informing the 2028 market-value input; displayed series and growth include calculations: Standardized tester investment, customer-consigned equipment and equipment-redeployment risks qualify the conversion from announced capacity projects to incremental tester purchases. No project investment is added directly to the 2028 forecast. ([sec.gov](https://www.sec.gov/Archives/edgar/data/xx.xx/xx.xx/amkr-xx.xx.htm))

   · Evidence informing the 2029 market-value input; displayed series and growth include calculations: The buyer's broad spending and commitment disclosures support retaining procurement-conversion and reuse uncertainty rather than equating project completion with tester sales. ([sec.gov](https://www.sec.gov/Archives/edgar/data/xx.xx/xx.xx/amkr-xx.xx.htm))

   · Evidence informing base-year allocation inputs; displayed values and growth are calculated: Location-specific property and equipment supports geographically distinct buyer pools, not direct annual tester spending.

   · Evidence informing forecast-year allocation inputs; displayed values and growth are calculated: Location-specific property and equipment supports geographically distinct buyer pools, not direct annual tester spending.

2. Offices / Subsidiaries | ADVANTEST CORPORATION

   · Advantest lists its European headquarters in Germany and its Israel subsidiary within its European organization; the directory does not establish site-specific platform service commitments. ([advantest.com](https://www.advantest.com/en/about/offices/))

3. Amkor Technology Announces Phase 2 of Arizona Advanced Packaging and Test Campus; Expands Investment to $12 Billion

   · Amkor's September xx.xx 2026 announcement describes a phased Arizona packaging and test development, not a tester award. ([ir.amkor.com](https://ir.amkor.com/news-releases/news-release-details/amkor-technology-announces-phase-xx.xx-arizona-advanced-packaging))

4. Complexo Eletroeletrônico e de Semicondutores - Ministério do Desenvolvimento, Indústria, Comércio e Serviços
   · The ministry identifies Brasil Semicon as modernizing PADIS under Law xx.xx/2024, establishing a Brazilian policy rather than a Latin America-wide entitlement.
   ([gov.br](https://www.gov.br/mdic/pt-br/composicao/sdic/dial/complexo-eletroeletronico-e-de-semicondutores))
5. Frequently Asked Questions - Import Control - International Trade Administration Commission
   · ITAC generally subjects used goods to import controls, with limited exceptions, while most new goods are exempt; this is a South African distinction, not an Africa-wide rule.
   ([itac.org.za](https://itac.org.za/import-control/faqs/))
6. Advantest - FY2024 Consolidated Financial Results Presentation, April 25, 2025
   · Evidence informing the 2023 market-value input; displayed series and growth include calculations: Quarterly product-revenue disclosures support calendar-2023 totals of JPY xx.xx for SoC testers and JPY xx.xx for memory testers, before modeled scope adjustments.
   ([advantest.com](https://www.advantest.com/document/en/investors/ir-library/result/JE_BIZ_250425_slide.pdf))
   · Evidence informing the 2024 market-value input; displayed series and growth include calculations: Quarterly product-revenue disclosures support calendar-2024 totals of JPY xx.xx for SoC testers and JPY xx.xx for memory testers; handling, services and system-level testing are disclosed separately.
   ([advantest.com](https://www.advantest.com/document/en/investors/ir-library/result/JE_BIZ_250425_slide.pdf))
7. Advantest - FY2025 Third Quarter Financial Results Presentation, January 28, 2026
   · Evidence informing the 2025 market-value input; displayed series and growth include calculations: The disclosed January-March 2025 quarter and April-December 2025 quarters produce calendar-2025 SoC tester revenue of JPY xx.xx and memory tester revenue of JPY xx.xx. These are supplier revenues, not a published global market total.
   ([advantest.com](https://www.advantest.com/document/en/investors/ir-library/result/JE_BIZ_260128_slide.pdf))
   · Evidence informing base-year allocation inputs; displayed values and growth are calculated: Quarterly ship-to records calibrate the Americas destination proxy; equipment scope and regional subdivision remain modeled.
   · Evidence informing base-year allocation inputs; displayed values and growth are calculated: Quarterly Europe destination revenue constrains the European equipment-demand weight.
   · Evidence informing base-year allocation inputs; displayed values and growth are calculated: Country ship-to revenue provides the main calibration for Asia-Pacific concentration.
8. Advantest - FY2026 First Quarter Financial Results Presentation, July 29, 2026
   · Evidence informing the 2026 market-value input; displayed series and growth include calculations: The presentation reports January-March 2026 SoC/memory revenues of JPY xx.xx/xx.xx and April-June revenues of JPY xx.xx/xx.xx. July guidance forecasts fiscal-2026 SoC/memory revenues of JPY xx.xx/xx.xx and supplies the fiscal-to-calendar bridge. Guidance is not realized revenue.
   ([advantest.com](https://www.advantest.com/document/en/investors/ir-library/result/JE_BIZ_260729_slide.pdf))
   · Evidence informing the 2040 market-value input; displayed series and growth include calculations: Current equipment revenue and company-specific capacity plans constrain the forecast starting point, not the assumed long-run growth rate or the 2040 result.
   ([advantest.com](https://www.advantest.com/document/en/investors/ir-library/result/JE_BIZ_260729_slide.pdf))

9. Teradyne, Inc. - Form 10-K for the Year Ended December 31, 2025
   - Evidence informing the 2023 market-value input; displayed series and growth include calculations: The revenue-disaggregation table reports 2023 point-in-time SoC revenue of USD xx.xx and memory revenue of USD xx.xx. Replacement parts require a further modeled deduction. ([investors.teradyne.com](https://investors.teradyne.com/sec-filings/all-sec-filings/content/xx.xx-xx.xx-xx.xx/xx.xx-xx.xx-xx.xx.pdf))
   - Evidence informing the 2024 market-value input; displayed series and growth include calculations: The filing reports 2024 point-in-time SoC revenue of USD xx.xx and memory revenue of USD xx.xx separately from over-time revenue and IST. ([investors.teradyne.com](https://investors.teradyne.com/sec-filings/all-sec-filings/content/xx.xx-xx.xx-xx.xx/xx.xx-xx.xx-xx.xx.pdf))
   - Evidence informing the 2025 market-value input; displayed series and growth include calculations: The filing reports 2025 point-in-time SoC revenue of USD xx.xx and memory revenue of USD xx.xx. Point-in-time recognition includes products and replacement parts and is therefore an equipment proxy rather than an exact complete-system subtotal. ([investors.teradyne.com](https://investors.teradyne.com/sec-filings/all-sec-filings/content/xx.xx-xx.xx-xx.xx/xx.xx-xx.xx-xx.xx.pdf))
   - Evidence informing base-year allocation inputs; displayed values and growth are calculated: Customer-site attribution distinguishes receiving locations from specifying customer headquarters.
   - Evidence informing base-year allocation inputs; displayed values and growth are calculated: Europe revenue requires a substantial modeled exclusion of adjacent businesses and services.
   - Evidence informing base-year allocation inputs; displayed values and growth are calculated: Disclosed Asian customer-site revenues constrain the joint regional proxy.
10. Teradyne, Inc. - Form 10-Q for the Quarterly Period Ended June 28, 2026
   - Evidence informing the 2026 market-value input; displayed series and growth include calculations: First-half 2026 point-in-time revenue was USD xx.xx for SoC and USD xx.xx for memory. Comparable first-half 2025 amounts were USD xx.xx and USD xx.xx independently establishing strong realized growth before the modeled second half. ([investors.teradyne.com](https://investors.teradyne.com/sec-filings/all-sec-filings/content/xx.xx-xx.xx-xx.xx/xx.xx-xx.xx-xx.xx.pdf))
11. Cohu, Inc. - Form 10-K for the Fiscal Year Ended December 27, 2025
   - Evidence informing the 2023 market-value input; displayed series and growth include calculations: Cohu reports 2023 systems-semiconductor test and inspection revenue of USD xx.xx. Only an assumed complete-tester and eligible-device portion enters this market. ([sec.gov](https://www.sec.gov/Archives/edgar/data/xx.xx/xx.xx/cohu20251227_10k.htm))
   - Evidence informing the 2024 market-value input; displayed series and growth include calculations: Cohu reports 2024 systems-semiconductor test and inspection revenue of USD xx.xx separately from non-systems revenue. ([sec.gov](https://www.sec.gov/Archives/edgar/data/xx.xx/xx.xx/cohu20251227_10k.htm))
   - Evidence informing the 2025 market-value input; displayed series and growth include calculations: Cohu reports 2025 systems-semiconductor test and inspection revenue of USD xx.xx. Automation, inspection, interfaces and recurring services prevent attribution of the whole company to SoC testers. ([sec.gov](https://www.sec.gov/Archives/edgar/data/xx.xx/xx.xx/cohu20251227_10k.htm))
   - Evidence informing base-year allocation inputs; displayed values and growth are calculated: Asian destination disclosures provide an independent supplier cross-check on regional concentration.
12. Hangzhou Changchuan Technology Co., Ltd. - 2025 Annual Report
   - Evidence informing the 2024 market-value input; displayed series and growth include calculations: The product table reports 2024 tester revenue of CNY xx.xx, distinct from handlers and other products. Its SoC-eligible portion remains modeled. ([static.cninfo.com.cn](https://static.cninfo.com.cn/finalpage/2026-xx.xx-xx.xx/xx.xx.PDF))
   - Evidence informing the 2025 market-value input; displayed series and growth include calculations: The product table reports 2025 tester revenue of CNY xx.xx. The filing's broader analog and digital portfolio requires a scope adjustment rather than inclusion of all tester revenue. ([static.cninfo.com.cn](https://static.cninfo.com.cn/finalpage/2026-xx.xx-xx.xx/xx.xx.PDF))

13. YC Corporation - Business Report for the Year Ended December 31, 2025
    - Evidence informing the 2023 market-value input; displayed series and growth include calculations: The sales table reports KRW xx.xx for the 2023 memory-wafer-tester, semiconductor-equipment, parts, modification and related category. Complete-equipment attribution requires a deduction. ([kind.krx.co.kr](https://kind.krx.co.kr/external/2026/xx.xx/xx.xx/xx.xx/xx.xx/xx.xx.htm))
    - Evidence informing the 2024 market-value input; displayed series and growth include calculations: The comparable 2024 category revenue is KRW xx.xx, not an independently isolated complete-tester total. ([kind.krx.co.kr](https://kind.krx.co.kr/external/2026/xx.xx/xx.xx/xx.xx/xx.xx/xx.xx.htm))
    - Evidence informing the 2025 market-value input; displayed series and growth include calculations: The comparable 2025 category revenue is KRW xx.xx. Parts, modifications and other equipment remain a material scope uncertainty. ([kind.krx.co.kr](https://kind.krx.co.kr/external/2026/xx.xx/xx.xx/xx.xx/xx.xx/xx.xx.htm))
14. Chroma ESG - About Chroma: 2025 Group Financial and Operating Profile
    - Evidence informing the 2025 market-value input; displayed series and growth include calculations: Chroma's own disclosure states 2025 group consolidated revenue of USD xx.xx. This broad corporate amount constrains, but does not directly measure, its eligible complete-SoC-tester revenue. ([csr.chromaate.com](https://csr.chromaate.com/en/esg-en/green-chroma-en/brand-en))
15. Chroma ESG - Green Revenue and Financial Performance, 2025
    - Evidence informing the 2024 market-value input; displayed series and growth include calculations: Chroma reports 2025 consolidated revenue growth of xx.xx%. The model uses this company growth rate to backcast its small 2024 scoped revenue budget at a constant conversion basis, not as an observed 2024 tester subtotal. ([csr.chromaate.com](https://csr.chromaate.com/en/esg-en/green-chroma-en/green-revenue-en))
    - Evidence informing the 2025 market-value input; displayed series and growth include calculations: The disclosure distinguishes broad measurement products and SLT demand, reinforcing the need to exclude unrelated corporate revenue from the SoC/memory tester estimate. ([csr.chromaate.com](https://csr.chromaate.com/en/esg-en/green-chroma-en/green-revenue-en))
16. Federal Reserve Board - Foreign Exchange Rates, G.5A, January 5, 2026
    - Evidence informing the 2023 market-value input; displayed series and growth include calculations: The official annual-average exchange-rate release supplies the currency-conversion benchmark; the model uses JPY xx.xx per USD for its large calendar-2023 Japanese revenue anchor and an explicitly rounded KRW conversion for the smaller Korean budget. ([fred.stlouisfed.org](https://fred.stlouisfed.org/series/AEXJPUS/))
    - Evidence informing the 2024 market-value input; displayed series and growth include calculations: The model uses JPY xx.xx per USD for calendar 2024; small CNY and KRW budgets use disclosed approximate conversion assumptions close to the official annual averages. ([fred.stlouisfed.org](https://fred.stlouisfed.org/series/AEXJPUS/))
    - Evidence informing the 2025 market-value input; displayed series and growth include calculations: The model uses JPY xx.xx per USD for calendar 2025. CNY xx.xx and KRW xx.xx per USD are rounded modeling conventions, not the release's exact observations. ([fred.stlouisfed.org](https://fred.stlouisfed.org/series/AEXJPUS/))
17. SEMI - 2018 Global Semiconductor Equipment Sales Jump to Record USD 64.5 Billion
    - Evidence informing the 2017 market-value input; displayed series and growth include calculations: The association's member-billings release reports xx.xx% growth in total test equipment sales in 2018. Its inverse supplies the 2017 historical proxy; it is not a direct observation of the narrower captured market. ([www1.semi.org](https://www1.semi.org/en/2018-global-semiconductor-equipment-sales-jump-record-xx.xx-billion))
    - Evidence informing the 2018 market-value input; displayed series and growth include calculations: The release reports approximately USD xx.xx of total semiconductor-equipment sales in 2018, used only with the 2019 equipment total as a disclosed broad-cycle proxy. ([www1.semi.org](https://www1.semi.org/en/2018-global-semiconductor-equipment-sales-jump-record-xx.xx-billion))

18. SEMI - 2020 Global Semiconductor Equipment Sales Surge 19% to Industry Record USD 71.2 Billion
    - Evidence informing the 2018 market-value input; displayed series and growth include calculations: The release reports 2019 total equipment billings of USD xx.xx. Relative to the published approximate 2018 total, this supplies a broad-equipment downturn proxy, not an observed SoC/memory tester growth rate. ([semi.org](https://www.semi.org/en/news-media-press/semi-press-releases/annual-global-semiconductor-equipment-sales))
    - Evidence informing the 2019 market-value input; displayed series and growth include calculations: Reported 2020 total-test-equipment growth of xx.xx% supplies the inverse bridge into 2019. ([semi.org](https://www.semi.org/en/news-media-press/semi-press-releases/annual-global-semiconductor-equipment-sales))
    - Evidence informing the 2020 market-value input; displayed series and growth include calculations: The association's member-submitted billings dataset reports xx.xx% total-test-equipment growth in 2020, used as a historical demand-cycle proxy. ([semi.org](https://www.semi.org/en/news-media-press/semi-press-releases/annual-global-semiconductor-equipment-sales))
19. SEMI - 2021 Global Semiconductor Equipment Sales Surge 44% to Industry Record USD 102.6 Billion
    - Evidence informing the 2020 market-value input; displayed series and growth include calculations: Reported total-test-equipment sales growth of xx.xx% in 2021 supports the inverse bridge from the 2021 estimate to 2020. ([semi.org](https://www.semi.org/en/news-media-press-releases/semi-press-releases/2021-global-semiconductor-equipment-sales-surge-xx.xx%xx.xx-to-industry-record-%xx.xx-billion-semi-reports))
    - Evidence informing the 2021 market-value input; displayed series and growth include calculations: The xx.xx% test-equipment increase is a member-billings observation for a broader equipment class, not the final market value returned here. ([semi.org](https://www.semi.org/en/news-media-press-releases/semi-press-releases/2021-global-semiconductor-equipment-sales-surge-xx.xx%xx.xx-to-industry-record-%xx.xx-billion-semi-reports))
20. SEMI - Global Semiconductor Equipment Billings Reach Industry Record USD 107.6 Billion in 2022
    - Evidence informing the 2021 market-value input; displayed series and growth include calculations: The release reports a xx.xx% contraction in total-test-equipment billings in 2022, supporting the inverse historical bridge into 2021. ([semi.org](https://www.semi.org/en/news-media-press-releases/semi-press-releases/global-semiconductor-equipment-billings-reach-industry-record-%xx.xx-billion-in-2022-semi-reports))
21. SEMI - Global Semiconductor Equipment Billings Slip to USD 106.3 Billion in 2023
    - Evidence informing the 2023 market-value input; displayed series and growth include calculations: The xx.xx% broader test-equipment decline supplies a historical-cycle constraint and one small-supplier backcast assumption, not the target-market level. ([semi.org](https://www.semi.org/en/news-media-press-releases/semi-press-releases/global-semiconductor-equipment-billings-slip-to-%xx.xx-billion-in-2023-semi-reports))
22. SEMI - Global Semiconductor Equipment Billings Surged to USD 117 Billion in 2024
    - Evidence informing the 2024 market-value input; displayed series and growth include calculations: Realized total-test-equipment billings increased xx.xx% in 2024. This independently checks the direction and approximate magnitude of the modeled target-market recovery without substituting the broader category for this market. ([semi.org](https://www.semi.org/en/semi-press-release/global-semiconductor-equipment-billings-surged-to-xx.xx-billion-dollars-in-2024-semi-reports))
23. SEMI - Global Semiconductor Equipment Billings Reached USD 135 Billion in 2025
    - Evidence informing the 2025 market-value input; displayed series and growth include calculations: The association reports realized total-test-equipment billings growth of xx.xx% in 2025. The modeled target-market increase of approximately xx.xx% is directionally consistent; differing product boundaries prevent an exact reconciliation. ([semi.org](https://www.semi.org/en/SEMI-Reports-Global-Semiconductor-Equipment-Billings-Reached-xx.xx-Billion-in-2025))

24. Advantest - Annual Securities Report and Business Report for the Year Ended March 31, 2026

· Evidence informing the 2025 market-value input; displayed series and growth include calculations: Note xx.xx identifies customer operating leases of semiconductor test systems and JPY xx.xx of future payments receivable at March xx.xx 2025. This establishes a small supplier-specific leasing activity, not annual global leasing revenue.
([advantest.com](https://www.advantest.com/document/en/investors/ir-library/report/IR_SecuritiesandBusinesReport_84th_en.pdf))

· Evidence informing the 2026 market-value input; displayed series and growth include calculations: Future customer lease payments receivable were JPY xx.xx at March xx.xx 2026; disclosed terms were one to three years and noncancelable. These figures qualify any assumption that OEM leasing is necessarily large or offers flexible exit.
([advantest.com](https://www.advantest.com/document/en/investors/ir-library/report/IR_SecuritiesandBusinesReport_84th_en.pdf))

25. Intel Corporation - Form 10-K for the Year Ended December 27, 2025

· Evidence informing forecast-year allocation inputs; displayed values and growth are calculated: Costa Rican consolidation is counterevidence to uniform Latin American equipment expansion.

26. Chips Joint Undertaking - EU Strengthens Semiconductor Sovereignty with Pilot Lines and Competence Centres, April 2025

· Evidence informing base-year allocation inputs; displayed values and growth are calculated: Selection of xx.xx competence centres across xx.xx countries supports broad research access, not equal local tester purchases.

· Evidence informing forecast-year allocation inputs; displayed values and growth are calculated: Selection of xx.xx competence centres across xx.xx countries supports broad research access, not equal local tester purchases.

15.1. Asia-Pacific

Table 125. Asia-Pacific SoC & Memory Semiconductor Tester Market, by Country growth contribution, 2025-2032

Category	2025 value (USD Million)	2032 value (USD Million)	Added value (USD Million)	2025 share (%)	2032 share (%)	Change (pp)	Growth share (%)	CAGR (%)
Australia	xx.xx	xx.xx	xx.xx	xx.xx	xx.xx	xx.xx	xx.xx	xx.xx
China	xx.xx	xx.xx	xx.xx	xx.xx	xx.xx	xx.xx	xx.xx	xx.xx
India	xx.xx	xx.xx	xx.xx	xx.xx	xx.xx	xx.xx	xx.xx	xx.xx
Indonesia	xx.xx	xx.xx	xx.xx	xx.xx	xx.xx	xx.xx	xx.xx	xx.xx
Japan	xx.xx	xx.xx	xx.xx	xx.xx	xx.xx	xx.xx	xx.xx	xx.xx
Malaysia	xx.xx	xx.xx	xx.xx	xx.xx	xx.xx	xx.xx	xx.xx	xx.xx
Philippines	xx.xx	xx.xx	xx.xx	xx.xx	xx.xx	xx.xx	xx.xx	xx.xx
Singapore	xx.xx	xx.xx	xx.xx	xx.xx	xx.xx	xx.xx	xx.xx	xx.xx
South Korea	xx.xx	xx.xx	xx.xx	xx.xx	xx.xx	xx.xx	xx.xx	xx.xx
Taiwan	xx.xx	xx.xx	xx.xx	xx.xx	xx.xx	xx.xx	xx.xx	xx.xx
Thailand	xx.xx	xx.xx	xx.xx	xx.xx	xx.xx	xx.xx	xx.xx	xx.xx
Unallocated / remaining scope	xx.xx	xx.xx	xx.xx	xx.xx	xx.xx	xx.xx	xx.xx	xx.xx
Scope total	**xx.xx**	**xx.xx**	**xx.xx**	**xx.xx**	**xx.xx**	**xx.xx**	**xx.xx**	**xx.xx**

Table 126. Asia-Pacific SoC & Memory Semiconductor Tester Market Size, by Region, 2017-2040 (USD Million)

Region	2017	2024	2025	2026	2027	2032	2040	CAGR (%)
Australia	xx.xx	xx.xx	xx.xx	xx.xx	xx.xx	xx.xx	xx.xx	xx.xx
China	xx.xx	xx.xx	xx.xx	xx.xx	xx.xx	xx.xx	xx.xx	xx.xx
India	xx.xx	xx.xx	xx.xx	xx.xx	xx.xx	xx.xx	xx.xx	xx.xx
Indonesia	xx.xx	xx.xx	xx.xx	xx.xx	xx.xx	xx.xx	xx.xx	xx.xx
Japan	xx.xx	xx.xx	xx.xx	xx.xx	xx.xx	xx.xx	xx.xx	xx.xx
Malaysia	xx.xx	xx.xx	xx.xx	xx.xx	xx.xx	xx.xx	xx.xx	xx.xx
Philippines	xx.xx	xx.xx	xx.xx	xx.xx	xx.xx	xx.xx	xx.xx	xx.xx
Singapore	xx.xx	xx.xx	xx.xx	xx.xx	xx.xx	xx.xx	xx.xx	xx.xx
South Korea	xx.xx	xx.xx	xx.xx	xx.xx	xx.xx	xx.xx	xx.xx	xx.xx
Taiwan	xx.xx	xx.xx	xx.xx	xx.xx	xx.xx	xx.xx	xx.xx	xx.xx
Thailand	xx.xx	xx.xx	xx.xx	xx.xx	xx.xx	xx.xx	xx.xx	xx.xx
Others	xx.xx	xx.xx	xx.xx	xx.xx	xx.xx	xx.xx	xx.xx	xx.xx
Total	**xx.xx**	**xx.xx**	**xx.xx**	**xx.xx**	**xx.xx**	**xx.xx**	**xx.xx**	**xx.xx**

Table 127. Asia-Pacific SoC & Memory Semiconductor Tester Market Size, by Tester Type, 2017-2040 (USD Million)

Tester Type	2017	2024	2025	2026	2027	2032	2040	CAGR (%)
Combined SoC & Memory Testers	xx.xx	xx.xx	xx.xx	xx.xx	xx.xx	xx.xx	xx.xx	xx.xx
Memory Testers	xx.xx	xx.xx	xx.xx	xx.xx	xx.xx	xx.xx	xx.xx	xx.xx
SoC Testers	xx.xx	xx.xx	xx.xx	xx.xx	xx.xx	xx.xx	xx.xx	xx.xx
Total	**xx.xx**	**xx.xx**	**xx.xx**	**xx.xx**	**xx.xx**	**xx.xx**	**xx.xx**	**xx.xx**

Table 128. Asia-Pacific SoC & Memory Semiconductor Tester Market Size, by Memory Testers, 2017-2040 (USD Million)

Memory Testers	2017	2024	2025	2026	2027	2032	2040	CAGR (%)
DRAM Testers	xx.xx	xx.xx	xx.xx	xx.xx	xx.xx	xx.xx	xx.xx	xx.xx
Multi-Family Memory Testers	xx.xx	xx.xx	xx.xx	xx.xx	xx.xx	xx.xx	xx.xx	xx.xx
Nonvolatile Memory Testers	xx.xx	xx.xx	xx.xx	xx.xx	xx.xx	xx.xx	xx.xx	xx.xx
SRAM Testers	xx.xx	xx.xx	xx.xx	xx.xx	xx.xx	xx.xx	xx.xx	xx.xx
Total	**xx.xx**	**xx.xx**	**xx.xx**	**xx.xx**	**xx.xx**	**xx.xx**	**xx.xx**	**xx.xx**

Table 129. Asia-Pacific SoC & Memory Semiconductor Tester Market Size, by Platform Architecture, 2017-2040 (USD Million)

Platform Architecture	2017	2024	2025	2026	2027	2032	2040	CAGR (%)
Open-Standard ATE Platforms	xx.xx	xx.xx	xx.xx	xx.xx	xx.xx	xx.xx	xx.xx	xx.xx
Proprietary ATE Platforms	xx.xx	xx.xx	xx.xx	xx.xx	xx.xx	xx.xx	xx.xx	xx.xx
Total	**xx.xx**	**xx.xx**	**xx.xx**	**xx.xx**	**xx.xx**	**xx.xx**	**xx.xx**	**xx.xx**

Table 130. Asia-Pacific SoC & Memory Semiconductor Tester Market Size, by Test Purpose, 2017-2040 (USD Million)

Test Purpose	2017	2024	2025	2026	2027	2032	2040	CAGR (%)
Combined Engineering and Production Testing	xx.xx	xx.xx	xx.xx	xx.xx	xx.xx	xx.xx	xx.xx	xx.xx
Engineering Evaluation and Characterization	xx.xx	xx.xx	xx.xx	xx.xx	xx.xx	xx.xx	xx.xx	xx.xx
Production Testing	xx.xx	xx.xx	xx.xx	xx.xx	xx.xx	xx.xx	xx.xx	xx.xx
Total	**xx.xx**	**xx.xx**	**xx.xx**	**xx.xx**	**xx.xx**	**xx.xx**	**xx.xx**	**xx.xx**

Table 131. Asia-Pacific SoC & Memory Semiconductor Tester Market Size, by Semiconductor End Market, 2017-2040 (USD Million)

Semiconductor End Market	2017	2024	2025	2026	2027	2032	2040	CAGR (%)
Aerospace and Defense	xx.xx	xx.xx	xx.xx	xx.xx	xx.xx	xx.xx	xx.xx	xx.xx
Automotive	xx.xx	xx.xx	xx.xx	xx.xx	xx.xx	xx.xx	xx.xx	xx.xx
Communications	xx.xx	xx.xx	xx.xx	xx.xx	xx.xx	xx.xx	xx.xx	xx.xx
Computing	xx.xx	xx.xx	xx.xx	xx.xx	xx.xx	xx.xx	xx.xx	xx.xx
Consumer Electronics	xx.xx	xx.xx	xx.xx	xx.xx	xx.xx	xx.xx	xx.xx	xx.xx
Industrial Electronics	xx.xx	xx.xx	xx.xx	xx.xx	xx.xx	xx.xx	xx.xx	xx.xx
Total	**xx.xx**	**xx.xx**	**xx.xx**	**xx.xx**	**xx.xx**	**xx.xx**	**xx.xx**	**xx.xx**

Table 132. Asia-Pacific SoC & Memory Semiconductor Tester Market Size, by Buyer Type, 2017-2040 (USD Million)

Buyer Type	2017	2024	2025	2026	2027	2032	2040	CAGR (%)
Fabless Semiconductor Companies	xx.xx	xx.xx	xx.xx	xx.xx	xx.xx	xx.xx	xx.xx	xx.xx
Integrated Device Manufacturers	xx.xx	xx.xx	xx.xx	xx.xx	xx.xx	xx.xx	xx.xx	xx.xx
Outsourced Assembly and Test Providers	xx.xx	xx.xx	xx.xx	xx.xx	xx.xx	xx.xx	xx.xx	xx.xx
Research and Academic Institutions	xx.xx	xx.xx	xx.xx	xx.xx	xx.xx	xx.xx	xx.xx	xx.xx
Semiconductor Design and IP Service Providers	xx.xx	xx.xx	xx.xx	xx.xx	xx.xx	xx.xx	xx.xx	xx.xx
Semiconductor Foundries	xx.xx	xx.xx	xx.xx	xx.xx	xx.xx	xx.xx	xx.xx	xx.xx
System Companies	xx.xx	xx.xx	xx.xx	xx.xx	xx.xx	xx.xx	xx.xx	xx.xx
Total	**xx.xx**	**xx.xx**	**xx.xx**	**xx.xx**	**xx.xx**	**xx.xx**	**xx.xx**	**xx.xx**

Table 133. Asia-Pacific SoC & Memory Semiconductor Tester Market Size, by Acquisition Model, 2017-2040 (USD Million)

Acquisition Model	2017	2024	2025	2026	2027	2032	2040	CAGR (%)
Equipment Leasing	xx.xx	xx.xx	xx.xx	xx.xx	xx.xx	xx.xx	xx.xx	xx.xx
Equipment Purchase	xx.xx	xx.xx	xx.xx	xx.xx	xx.xx	xx.xx	xx.xx	xx.xx
Total	**xx.xx**	**xx.xx**	**xx.xx**	**xx.xx**	**xx.xx**	**xx.xx**	**xx.xx**	**xx.xx**

Table 134. Asia-Pacific SoC & Memory Semiconductor Tester Market Size, by Sales Channel, 2017-2040 (USD Million)

Sales Channel	2017	2024	2025	2026	2027	2032	2040	CAGR (%)
Direct Sales	xx.xx	xx.xx	xx.xx	xx.xx	xx.xx	xx.xx	xx.xx	xx.xx
Distributor and Reseller Sales	xx.xx	xx.xx	xx.xx	xx.xx	xx.xx	xx.xx	xx.xx	xx.xx
Total	**xx.xx**	**xx.xx**	**xx.xx**	**xx.xx**	**xx.xx**	**xx.xx**	**xx.xx**	**xx.xx**

Table 135. Asia-Pacific SoC & Memory Semiconductor Tester Market Size, by Test Insertion, 2017-2040 (USD Million)

Test Insertion	2017	2024	2025	2026	2027	2032	2040	CAGR (%)
In-Process Assembly Test	xx.xx	xx.xx	xx.xx	xx.xx	xx.xx	xx.xx	xx.xx	xx.xx
Multi-Insertion Test	xx.xx	xx.xx	xx.xx	xx.xx	xx.xx	xx.xx	xx.xx	xx.xx
Packaged-Device Test	xx.xx	xx.xx	xx.xx	xx.xx	xx.xx	xx.xx	xx.xx	xx.xx
Singulated-Die Test	xx.xx	xx.xx	xx.xx	xx.xx	xx.xx	xx.xx	xx.xx	xx.xx
Wafer-Level Test	xx.xx	xx.xx	xx.xx	xx.xx	xx.xx	xx.xx	xx.xx	xx.xx
Total	**xx.xx**	**xx.xx**	**xx.xx**	**xx.xx**	**xx.xx**	**xx.xx**	**xx.xx**	**xx.xx**

Sources & Evidence

1. Advantest - FY2024 Consolidated Financial Results Presentation, April 25, 2025

   • Evidence informing the 2023 market-value input; displayed series and growth include calculations: Quarterly product-revenue disclosures support calendar-2023 totals of JPY xx.xx for SoC testers and JPY xx.xx for memory testers, before modeled scope adjustments. ([advantest.com](https://www.advantest.com/document/en/investors/ir-library/result/JE_BIZ_250425_slide.pdf))

   • Evidence informing the 2024 market-value input; displayed series and growth include calculations: Quarterly product-revenue disclosures support calendar-2024 totals of JPY xx.xx for SoC testers and JPY xx.xx for memory testers; handling, services and system-level testing are disclosed separately. ([advantest.com](https://www.advantest.com/document/en/investors/ir-library/result/JE_BIZ_250425_slide.pdf))

2. Advantest - FY2025 Third Quarter Financial Results Presentation, January 28, 2026

- Evidence informing the 2025 market-value input; displayed series and growth include calculations: The disclosed January-March 2025 quarter and April-December 2025 quarters produce calendar-2025 SoC tester revenue of JPY xx.xx and memory tester revenue of JPY xx.xx. These are supplier revenues, not a published global market total. ([advantest.com](https://www.advantest.com/document/en/investors/ir-library/result/JE_BIZ_260128_slide.pdf))
- Evidence informing base-year allocation inputs; displayed values and growth are calculated: Country ship-to revenue provides the main calibration for Asia-Pacific concentration.
- Evidence informing base-year allocation inputs; displayed values and growth are calculated: Calendar reconstruction of Taiwan deliveries supplies a large observed geographic proxy, not a scoped market share.
- Evidence informing base-year allocation inputs; displayed values and growth are calculated: China deliveries constrain the base country equipment-demand proxy.
- Evidence informing base-year allocation inputs; displayed values and growth are calculated: Korea deliveries constrain the base country equipment-demand proxy.
- Evidence informing base-year allocation inputs; displayed values and growth are calculated: Japan deliveries constrain the base country equipment-demand proxy.
- Evidence informing base-year allocation inputs; displayed values and growth are calculated: Quarterly product disclosures reconstruct calendar-2025 SoC revenue of JPY xx.xx, before the inherited eligible-SoC scope deduction.
- Evidence informing base-year allocation inputs; displayed values and growth are calculated: Quarterly memory revenue totals JPY xx.xx for calendar 2025, anchoring the memory equipment pool rather than a published global share.
- Evidence informing base-year allocation inputs; displayed values and growth are calculated: January-March memory revenue of JPY xx.xx supports the fiscal-to-calendar application-mix bridge.
- Evidence informing base-year allocation inputs; displayed values and growth are calculated: Quarterly SoC revenues of JPY xx.xx, xx.xx, xx.xx and xx.xx reconstruct calendar-2025 revenue of JPY xx.xx, the supplier revenue ceiling used for modeled eligible OPENSTAR attribution. ([advantest.com](https://www.advantest.com/document/en/investors/ir-library/result/JE_BIZ_260128_slide.pdf))
- Evidence informing base-year allocation inputs; displayed values and growth are calculated: Reported quarters support the calendar-2025 SoC revenue bridge used to estimate Computing's equipment weight. ([advantest.com](https://www.advantest.com/document/en/investors/ir-library/result/JE_BIZ_260128_slide.pdf))
- Evidence informing base-year allocation inputs; displayed values and growth are calculated: The same quarterly equipment revenues constrain the combined Computing/Communications budget before modeled separation. ([advantest.com](https://www.advantest.com/document/en/investors/ir-library/result/JE_BIZ_260128_slide.pdf))
- Evidence informing base-year allocation inputs; displayed values and growth are calculated: The quarterly product table independently reproduces calendar-2025 SoC revenue of JPY xx.xx and memory revenue of JPY xx.xx. These constrain the inherited equipment-revenue scale but do not disclose an acquisition-model split. ([advantest.com](https://www.advantest.com/document/en/investors/ir-library/result/JE_BIZ_260128_slide.pdf))
- Evidence informing base-year allocation inputs; displayed values and growth are calculated: Quarterly product disclosures reconstruct calendar-2025 SoC revenue of JPY xx.xx and memory revenue of JPY xx.xx, supporting the retained scoped manufacturer budget rather than an observed channel share. ([advantest.com](https://www.advantest.com/document/en/investors/ir-library/result/JE_BIZ_260128_slide.pdf))
- Evidence informing base-year allocation inputs; displayed values and growth are calculated: The manufacturer equipment budget provides the economic scale against which inherited intermediary penetration is allocated; the presentation does not quantify reseller receipts. ([advantest.com](https://www.advantest.com/document/en/investors/ir-library/result/JE_BIZ_260128_slide.pdf))
- Evidence informing base-year allocation inputs; displayed values and growth are calculated: Quarterly memory-system receipts reconstruct calendar-2025 revenue of JPY xx.xx, an input to the shared diversified-memory equipment budget.
- Evidence informing forecast-year allocation inputs; displayed values and growth are calculated: Quarterly memory-system receipts reconstruct calendar-2025 revenue of JPY xx.xx, an input to the shared diversified-memory equipment budget.
- Evidence informing base-year allocation inputs; displayed values and growth are calculated: The observed memory receipts constrain the parent purchasing budget from which the modeled intermediate-assembly portion is attributed; no insertion split is disclosed.
- Evidence informing forecast-year allocation inputs; displayed values and growth are calculated: The observed memory receipts constrain the parent purchasing budget from which the modeled intermediate-assembly portion is attributed; no insertion split is disclosed.

3. Advantest - FY2026 First Quarter Financial Results Presentation, July 29, 2026
   - Evidence informing the 2026 market-value input; displayed series and growth include calculations: The presentation reports January-March 2026 SoC/memory revenues of JPY xx.xx/xx.xx and April-June revenues of JPY xx.xx/xx.xx. July guidance forecasts fiscal-2026 SoC/memory revenues of JPY xx.xx/xx.xx and supplies the fiscal-to-calendar bridge. Guidance is not realized revenue. ([advantest.com](https://www.advantest.com/document/en/investors/ir-library/result/JE_BIZ_260729_slide.pdf))
   - Evidence informing the 2040 market-value input; displayed series and growth include calculations: Current equipment revenue and company-specific capacity plans constrain the forecast starting point, not the assumed long-run growth rate or the 2040 result. ([advantest.com](https://www.advantest.com/document/en/investors/ir-library/result/JE_BIZ_260729_slide.pdf))
   - Evidence informing forecast-year allocation inputs; displayed values and growth are calculated: Actual quarterly SoC revenue and FY2026 product guidance constrain the inherited 2026 supplier bridge used to forecast relative category weights.
   - Evidence informing forecast-year allocation inputs; displayed values and growth are calculated: January-March and April-June memory revenue of JPY xx.xx/xx.xx and FY2026 guidance of JPY xx.xx constrain the calendar bridge.
   - Evidence informing base-year allocation inputs; displayed values and growth are calculated: Rounded fiscal DRAM mixes are xx.xx% for FY2024 and xx.xx% for FY2025; FY2026 guidance is xx.xx%. Calendar conversion and co-primary deductions are modeled.
   - Evidence informing forecast-year allocation inputs; displayed values and growth are calculated: Rounded fiscal DRAM mixes are xx.xx% for FY2024 and xx.xx% for FY2025; FY2026 guidance is xx.xx%. Calendar conversion and co-primary deductions are modeled.
   - Evidence informing base-year allocation inputs; displayed values and growth are calculated: Corresponding nonvolatile mixes are xx.xx%, xx.xx% and guided xx.xx%, qualifying an exclusively DRAM-led outlook without verifying future global shares.
   - Evidence informing forecast-year allocation inputs; displayed values and growth are calculated: Corresponding nonvolatile mixes are xx.xx%, xx.xx% and guided xx.xx%, qualifying an exclusively DRAM-led outlook without verifying future global shares.
   - Evidence informing base-year allocation inputs; displayed values and growth are calculated: Own SoC sales mix is approximately xx.xx% Computing/Communications in FY24 and xx.xx% in FY25; 2026 demand commentary constrains forecast direction, not the final share. ([advantest.com](https://www.advantest.com/document/en/investors/ir-library/result/JE_BIZ_260729_slide.pdf))
   - Evidence informing forecast-year allocation inputs; displayed values and growth are calculated: Own SoC sales mix is approximately xx.xx% Computing/Communications in FY24 and xx.xx% in FY25; 2026 demand commentary constrains forecast direction, not the final share. ([advantest.com](https://www.advantest.com/document/en/investors/ir-library/result/JE_BIZ_260729_slide.pdf))
   - Evidence informing base-year allocation inputs; displayed values and growth are calculated: Reported combined application proportions constrain the common budget; the separate Communications allocation and future mix remain modeled. ([advantest.com](https://www.advantest.com/document/en/investors/ir-library/result/JE_BIZ_260729_slide.pdf))
   - Evidence informing forecast-year allocation inputs; displayed values and growth are calculated: Reported combined application proportions constrain the common budget; the separate Communications allocation and future mix remain modeled. ([advantest.com](https://www.advantest.com/document/en/investors/ir-library/result/JE_BIZ_260729_slide.pdf))

4. Teradyne, Inc. - Form 10-K for the Year Ended December 31, 2025
   - Evidence informing the 2023 market-value input; displayed series and growth include calculations: The revenue-disaggregation table reports 2023 point-in-time SoC revenue of USD xx.xx and memory revenue of USD xx.xx. Replacement parts require a further modeled deduction. ([investors.teradyne.com](https://investors.teradyne.com/sec-filings/all-sec-filings/content/xx.xx-xx.xx-xx.xx/xx.xx-xx.xx-xx.xx.pdf))
   - Evidence informing the 2024 market-value input; displayed series and growth include calculations: The filing reports 2024 point-in-time SoC revenue of USD xx.xx and memory revenue of USD xx.xx separately from over-time revenue and IST. ([investors.teradyne.com](https://investors.teradyne.com/sec-filings/all-sec-filings/content/xx.xx-xx.xx-xx.xx/xx.xx-xx.xx-xx.xx.pdf))
   - Evidence informing the 2025 market-value input; displayed series and growth include calculations: The filing reports 2025 point-in-time SoC revenue of USD xx.xx and memory revenue of USD xx.xx. Point-in-time recognition includes products and replacement parts and is therefore an equipment proxy rather than an exact complete-system subtotal. ([investors.teradyne.com](https://investors.teradyne.com/sec-filings/all-sec-filings/content/xx.xx-xx.xx-xx.xx/xx.xx-xx.xx-xx.xx.pdf))
   - Evidence informing base-year allocation inputs; displayed values and growth are calculated: Disclosed Asian customer-site revenues constrain the joint regional proxy.
   - Evidence informing base-year allocation inputs; displayed values and growth are calculated: Malaysia customer-site revenue is an input to the eligible equipment-demand model.
   - Evidence informing base-year allocation inputs; displayed values and growth are calculated: Philippines customer-site revenue is an input to the eligible equipment-demand model.
   - Evidence informing base-year allocation inputs; displayed values and growth are calculated: Singapore customer-site revenue is an input to the eligible equipment-demand model.
   - Evidence informing base-year allocation inputs; displayed values and growth are calculated: Thailand customer-site revenue is an input to the eligible equipment-demand model.
   - Evidence informing base-year allocation inputs; displayed values and growth are calculated: 2025 point-in-time SoC revenue is USD xx.xx; equipment and eligible-device deductions remain modeled.
   - Evidence informing base-year allocation inputs; displayed values and growth are calculated: 2025 point-in-time memory revenue is USD xx.xx; replacement parts require the inherited equipment adjustment.
   - Evidence informing base-year allocation inputs; displayed values and growth are calculated: The filing identifies DRAM/HBM commercial activity; it does not disclose the modeled annual DRAM configuration fraction.
   - Evidence informing base-year allocation inputs; displayed values and growth are calculated: Magnum flash-memory activity supports nonvolatile category participation, not the assumed annual sales fraction.
   - Evidence informing base-year allocation inputs; displayed values and growth are calculated: Separately reported specifying and purchasing customers support treating commercial roles distinctly, without adding overlapping customer percentages.
   - Evidence informing forecast-year allocation inputs; displayed values and growth are calculated: Separately reported specifying and purchasing customers support treating commercial roles distinctly, without adding overlapping customer percentages.
   - Evidence informing base-year allocation inputs; displayed values and growth are calculated: Reported 2024-2025 product revenues supply a realized-demand challenge, but do not identify engineering-only sales; the allocation retains this attribution limitation. ([investors.teradyne.com](https://investors.teradyne.com/sec-filings/all-sec-filings/content/xx.xx-xx.xx-xx.xx/xx.xx-xx.xx-xx.xx.pdf))
   - Evidence informing forecast-year allocation inputs; displayed values and growth are calculated: Reported 2024-2025 product revenues supply a realized-demand challenge, but do not identify engineering-only sales; the allocation retains this attribution limitation. ([investors.teradyne.com](https://investors.teradyne.com/sec-filings/all-sec-filings/content/xx.xx-xx.xx-xx.xx/xx.xx-xx.xx-xx.xx.pdf))
   - Evidence informing base-year allocation inputs; displayed values and growth are calculated: Point-in-time SoC revenue grew approximately xx.xx% while memory declined approximately xx.xx%, qualifying uniform-growth assumptions rather than directly establishing purpose shares. ([investors.teradyne.com](https://investors.teradyne.com/sec-filings/all-sec-filings/content/xx.xx-xx.xx-xx.xx/xx.xx-xx.xx-xx.xx.pdf))
   - Evidence informing forecast-year allocation inputs; displayed values and growth are calculated: Point-in-time SoC revenue grew approximately xx.xx% while memory declined approximately xx.xx%, qualifying uniform-growth assumptions rather than directly establishing purpose shares.

5. Teradyne, Inc. - Form 10-Q for the Quarterly Period Ended June 28, 2026
   - Evidence informing the 2026 market-value input; displayed series and growth include calculations: First-half 2026 point-in-time revenue was USD xx.xx for SoC and USD xx.xx for memory. Comparable first-half 2025 amounts were USD xx.xx and USD xx.xx independently establishing strong realized growth before the modeled second half. ([investors.teradyne.com](https://investors.teradyne.com/sec-filings/all-sec-filings/content/xx.xx-xx.xx-xx.xx/xx.xx-xx.xx-xx.xx.pdf))
   - Evidence informing forecast-year allocation inputs; displayed values and growth are calculated: First-half 2026 point-in-time SoC revenue of USD xx.xx anchors the scoped and annualized SoC forecast input.
   - Evidence informing forecast-year allocation inputs; displayed values and growth are calculated: First-half 2026 point-in-time memory revenue of USD xx.xx anchors the memory forecast pool; second-half realization remains assumed.
   - Evidence informing forecast-year allocation inputs; displayed values and growth are calculated: The observed memory pool constrains the forecast numerator to which the explicitly assumed small SRAM fraction is applied; SRAM sales are not separately disclosed.
   - Evidence informing forecast-year allocation inputs; displayed values and growth are calculated: The observed memory pool constrains modeled multi-family attribution, but does not independently establish co-primary configuration sales.
   - Evidence informing forecast-year allocation inputs; displayed values and growth are calculated: The scoped memory forecast pool supplies one bounded source of combined-configuration value; the co-primary fraction remains assumed.

6. Cohu, Inc. - Form 10-K for the Fiscal Year Ended December 27, 2025
   - Evidence informing the 2023 market-value input; displayed series and growth include calculations: Cohu reports 2023 systems-semiconductor test and inspection revenue of USD xx.xx. Only an assumed complete-tester and eligible-device portion enters this market. ([sec.gov](https://www.sec.gov/Archives/edgar/data/xx.xx/xx.xx/cohu20251227_10k.htm))
   - Evidence informing the 2024 market-value input; displayed series and growth include calculations: Cohu reports 2024 systems-semiconductor test and inspection revenue of USD xx.xx separately from non-systems revenue. ([sec.gov](https://www.sec.gov/Archives/edgar/data/xx.xx/xx.xx/cohu20251227_10k.htm))
   - Evidence informing the 2025 market-value input; displayed series and growth include calculations: Cohu reports 2025 systems-semiconductor test and inspection revenue of USD xx.xx. Automation, inspection, interfaces and recurring services prevent attribution of the whole company to SoC testers. ([sec.gov](https://www.sec.gov/Archives/edgar/data/xx.xx/xx.xx/cohu20251227_10k.htm))
   - Evidence informing base-year allocation inputs; displayed values and growth are calculated: Shipment-destination revenue corroborates a material Philippines purchaser pool, with substantial product-scope exclusions.
   - Evidence informing base-year allocation inputs; displayed values and growth are calculated: Shipment-destination revenue corroborates a material Malaysia purchaser pool, with substantial product-scope exclusions.
   - Evidence informing base-year allocation inputs; displayed values and growth are calculated: Asian destination disclosures provide an independent supplier cross-check on regional concentration.
   - Evidence informing base-year allocation inputs; displayed values and growth are calculated: Cohu describes a primarily direct commercial model supported by targeted independent representatives, supporting direct attribution where the manufacturer remains the contractual seller. ([sec.gov](https://www.sec.gov/Archives/edgar/data/xx.xx/xx.xx/cohu20251227_10k.htm))
   - Evidence informing forecast-year allocation inputs; displayed values and growth are calculated: Cohu describes a primarily direct commercial model supported by targeted independent representatives, supporting direct attribution where the manufacturer remains the contractual seller. ([sec.gov](https://www.sec.gov/Archives/edgar/data/xx.xx/xx.xx/cohu20251227_10k.htm))
   - Evidence informing base-year allocation inputs; displayed values and growth are calculated: Independent-representative commissions are identified in selling expenses; representation alone does not establish title-taking equipment resale or a numerical distributor share. ([sec.gov](https://www.sec.gov/Archives/edgar/data/xx.xx/xx.xx/cohu20251227_10k.htm))
   - Evidence informing forecast-year allocation inputs; displayed values and growth are calculated: Independent-representative commissions are identified in selling expenses; representation alone does not establish title-taking equipment resale or a numerical distributor share. ([sec.gov](https://www.sec.gov/Archives/edgar/data/xx.xx/xx.xx/cohu20251227_10k.htm))
7. Hangzhou Changchuan Technology Co., Ltd. - 2025 Annual Report
   - Evidence informing the 2024 market-value input; displayed series and growth include calculations: The product table reports 2024 tester revenue of CNY xx.xx, distinct from handlers and other products. Its SoC-eligible portion remains modeled. ([static.cninfo.com.cn](https://static.cninfo.com.cn/finalpage/2026-xx.xx-xx.xx/xx.xx.PDF))
   - Evidence informing the 2025 market-value input; displayed series and growth include calculations: The product table reports 2025 tester revenue of CNY xx.xx. The filing's broader analog and digital portfolio requires a scope adjustment rather than inclusion of all tester revenue. ([static.cninfo.com.cn](https://static.cninfo.com.cn/finalpage/2026-xx.xx-xx.xx/xx.xx.PDF))

8. YC Corporation - Business Report for the Year Ended December 31, 2025
   - Evidence informing the 2023 market-value input; displayed series and growth include calculations: The sales table reports KRW xx.xx for the 2023 memory-wafer-tester, semiconductor-equipment, parts, modification and related category. Complete-equipment attribution requires a deduction. ([kind.krx.co.kr](https://kind.krx.co.kr/external/2026/xx.xx/xx.xx/xx.xx/xx.xx/xx.xx.htm))
   - Evidence informing the 2024 market-value input; displayed series and growth include calculations: The comparable 2024 category revenue is KRW xx.xx, not an independently isolated complete-tester total. ([kind.krx.co.kr](https://kind.krx.co.kr/external/2026/xx.xx/xx.xx/xx.xx/xx.xx/xx.xx.htm))
   - Evidence informing the 2025 market-value input; displayed series and growth include calculations: The comparable 2025 category revenue is KRW xx.xx. Parts, modifications and other equipment remain a material scope uncertainty. ([kind.krx.co.kr](https://kind.krx.co.kr/external/2026/xx.xx/xx.xx/xx.xx/xx.xx/xx.xx.htm))
   - Evidence informing base-year allocation inputs; displayed values and growth are calculated: YC reports KRW xx.xx in a broad memory-wafer-tester, parts, modification and related revenue category, constraining the inherited equipment budget.
   - Evidence informing base-year allocation inputs; displayed values and growth are calculated: The company's own business description establishes DRAM equipment activity; the assumed xx.xx% allocation is not disclosed.
   - Evidence informing base-year allocation inputs; displayed values and growth are calculated: NAND equipment participation establishes the nonvolatile commercial mapping; the assumed xx.xx% allocation is not an observed split.
9. Chroma ESG - About Chroma: 2025 Group Financial and Operating Profile
   - Evidence informing the 2025 market-value input; displayed series and growth include calculations: Chroma's own disclosure states 2025 group consolidated revenue of USD xx.xx. This broad corporate amount constrains, but does not directly measure, its eligible complete-SoC-tester revenue. ([csr.chromaate.com](https://csr.chromaate.com/en/esg-en/green-chroma-en/brand-en))
10. Chroma ESG - Green Revenue and Financial Performance, 2025
   - Evidence informing the 2024 market-value input; displayed series and growth include calculations: Chroma reports 2025 consolidated revenue growth of xx.xx%. The model uses this company growth rate to backcast its small 2024 scoped revenue budget at a constant conversion basis, not as an observed 2024 tester subtotal. ([csr.chromaate.com](https://csr.chromaate.com/en/esg-en/green-chroma-en/green-revenue-en))
   - Evidence informing the 2025 market-value input; displayed series and growth include calculations: The disclosure distinguishes broad measurement products and SLT demand, reinforcing the need to exclude unrelated corporate revenue from the SoC/memory tester estimate. ([csr.chromaate.com](https://csr.chromaate.com/en/esg-en/green-chroma-en/green-revenue-en))
11. Federal Reserve Board - Foreign Exchange Rates, G.5A, January 5, 2026
   - Evidence informing the 2023 market-value input; displayed series and growth include calculations: The official annual-average exchange-rate release supplies the currency-conversion benchmark; the model uses JPY xx.xx per USD for its large calendar-2023 Japanese revenue anchor and an explicitly rounded KRW conversion for the smaller Korean budget. ([fred.stlouisfed.org](https://fred.stlouisfed.org/series/AEXJPUS/))
   - Evidence informing the 2024 market-value input; displayed series and growth include calculations: The model uses JPY xx.xx per USD for calendar 2024; small CNY and KRW budgets use disclosed approximate conversion assumptions close to the official annual averages. ([fred.stlouisfed.org](https://fred.stlouisfed.org/series/AEXJPUS/))
   - Evidence informing the 2025 market-value input; displayed series and growth include calculations: The model uses JPY xx.xx per USD for calendar 2025. CNY xx.xx and KRW xx.xx per USD are rounded modeling conventions, not the release's exact observations. ([fred.stlouisfed.org](https://fred.stlouisfed.org/series/AEXJPUS/))

12. SEMI - 2018 Global Semiconductor Equipment Sales Jump to Record USD 64.5 Billion

    · Evidence informing the 2017 market-value input; displayed series and growth include calculations: The association's member-billings release reports xx.xx% growth in total test equipment sales in 2018. Its inverse supplies the 2017 historical proxy; it is not a direct observation of the narrower captured market. ([www1.semi.org](https://www1.semi.org/en/2018-global-semiconductor-equipment-sales-jump-record-xx.xx-billion))

    · Evidence informing the 2018 market-value input; displayed series and growth include calculations: The release reports approximately USD xx.xx of total semiconductor-equipment sales in 2018, used only with the 2019 equipment total as a disclosed broad-cycle proxy. ([www1.semi.org](https://www1.semi.org/en/2018-global-semiconductor-equipment-sales-jump-record-xx.xx-billion))

13. SEMI - 2020 Global Semiconductor Equipment Sales Surge 19% to Industry Record USD 71.2 Billion

    · Evidence informing the 2018 market-value input; displayed series and growth include calculations: The release reports 2019 total equipment billings of USD xx.xx. Relative to the published approximate 2018 total, this supplies a broad-equipment downturn proxy, not an observed SoC/memory tester growth rate. ([semi.org](https://www.semi.org/en/news-media-press/semi-press-releases/annual-global-semiconductor-equipment-sales))

    · Evidence informing the 2019 market-value input; displayed series and growth include calculations: Reported 2020 total-test-equipment growth of xx.xx% supplies the inverse bridge into 2019. ([semi.org](https://www.semi.org/en/news-media-press/semi-press-releases/annual-global-semiconductor-equipment-sales))

    · Evidence informing the 2020 market-value input; displayed series and growth include calculations: The association's member-submitted billings dataset reports xx.xx% total-test-equipment growth in 2020, used as a historical demand-cycle proxy. ([semi.org](https://www.semi.org/en/news-media-press/semi-press-releases/annual-global-semiconductor-equipment-sales))

14. SEMI - 2021 Global Semiconductor Equipment Sales Surge 44% to Industry Record USD 102.6 Billion

    · Evidence informing the 2020 market-value input; displayed series and growth include calculations: Reported total-test-equipment sales growth of xx.xx% in 2021 supports the inverse bridge from the 2021 estimate to 2020. ([semi.org](https://www.semi.org/en/news-media-press-releases/semi-press-releases/2021-global-semiconductor-equipment-sales-surge-xx.xx%xx.xx-to-industry-record-%xx.xx-billion-semi-reports))

    · Evidence informing the 2021 market-value input; displayed series and growth include calculations: The xx.xx% test-equipment increase is a member-billings observation for a broader equipment class, not the final market value returned here. ([semi.org](https://www.semi.org/en/news-media-press-releases/semi-press-releases/2021-global-semiconductor-equipment-sales-surge-xx.xx%xx.xx-to-industry-record-%xx.xx-billion-semi-reports))

15. SEMI - Global Semiconductor Equipment Billings Reach Industry Record USD 107.6 Billion in 2022

    · Evidence informing the 2021 market-value input; displayed series and growth include calculations: The release reports a xx.xx% contraction in total-test-equipment billings in 2022, supporting the inverse historical bridge into 2021. ([semi.org](https://www.semi.org/en/news-media-press-releases/semi-press-releases/global-semiconductor-equipment-billings-reach-industry-record-%xx.xx-billion-in-2022-semi-reports))

16. SEMI - Global Semiconductor Equipment Billings Slip to USD 106.3 Billion in 2023

    · Evidence informing the 2023 market-value input; displayed series and growth include calculations: The xx.xx% broader test-equipment decline supplies a historical-cycle constraint and one small-supplier backcast assumption, not the target-market level. ([semi.org](https://www.semi.org/en/news-media-press-releases/semi-press-releases/global-semiconductor-equipment-billings-slip-to-%xx.xx-billion-in-2023-semi-reports))

17. SEMI - Global Semiconductor Equipment Billings Surged to USD 117 Billion in 2024

    · Evidence informing the 2024 market-value input; displayed series and growth include calculations: Realized total-test-equipment billings increased xx.xx% in 2024. This independently checks the direction and approximate magnitude of the modeled target-market recovery without substituting the broader category for this market. ([semi.org](https://www.semi.org/en/semi-press-release/global-semiconductor-equipment-billings-surged-to-xx.xx-billion-dollars-in-2024-semi-reports))

18. SEMI - Global Semiconductor Equipment Billings Reached USD 135 Billion in 2025

· Evidence informing the 2025 market-value input; displayed series and growth include calculations: The association reports realized total-test-equipment billings growth of xx.xx% in 2025. The modeled target-market increase of approximately xx.xx% is directionally consistent; differing product boundaries prevent an exact reconciliation.
([semi.org](https://www.semi.org/en/SEMI-Reports-Global-Semiconductor-Equipment-Billings-Reached-xx.xx-Billion-in-2025))

19. Advantest - Annual Securities Report and Business Report for the Year Ended March 31, 2026

- Evidence informing the 2025 market-value input; displayed series and growth include calculations: Note xx.xx identifies customer operating leases of semiconductor test systems and JPY xx.xx of future payments receivable at March xx.xx 2025. This establishes a small supplier-specific leasing activity, not annual global leasing revenue. ([advantest.com](https://www.advantest.com/document/en/investors/ir-library/report/IR_SecuritiesandBusinesReport_84th_en.pdf))
- Evidence informing the 2026 market-value input; displayed series and growth include calculations: Future customer lease payments receivable were JPY xx.xx at March xx.xx 2026; disclosed terms were one to three years and noncancelable. These figures qualify any assumption that OEM leasing is necessarily large or offers flexible exit. ([advantest.com](https://www.advantest.com/document/en/investors/ir-library/report/IR_SecuritiesandBusinesReport_84th_en.pdf))
- Evidence informing base-year allocation inputs; displayed values and growth are calculated: Named NVIDIA-group customer receipts constrain direct fabless purchasing; fiscal/calendar and eligible-equipment attribution remain modeled.
- Evidence informing forecast-year allocation inputs; displayed values and growth are calculated: Named NVIDIA-group customer receipts constrain direct fabless purchasing; fiscal/calendar and eligible-equipment attribution remain modeled.
- Evidence informing base-year allocation inputs; displayed values and growth are calculated: Named TSMC customer receipts anchor the foundry purchasing model; other suppliers and foundries require explicit coverage assumptions.
- Evidence informing forecast-year allocation inputs; displayed values and growth are calculated: Named TSMC customer receipts anchor the foundry purchasing model; other suppliers and foundries require explicit coverage assumptions.
- Evidence informing base-year allocation inputs; displayed values and growth are calculated: The equipment-revenue policy recognizes product revenue when control transfers on contractual delivery or acceptance, supporting the purchase classification rather than service-revenue attribution. ([advantest.com](https://www.advantest.com/document/en/investors/ir-library/report/IR_SecuritiesandBusinesReport_84th_en.pdf))
- Evidence informing forecast-year allocation inputs; displayed values and growth are calculated: The equipment-revenue policy recognizes product revenue when control transfers on contractual delivery or acceptance, supporting the purchase classification rather than service-revenue attribution. ([advantest.com](https://www.advantest.com/document/en/investors/ir-library/report/IR_SecuritiesandBusinesReport_84th_en.pdf))
- Evidence informing base-year allocation inputs; displayed values and growth are calculated: Note xx.xx discloses customer operating leases, one-to-three-year noncancelable terms, and remaining payments of JPY xx.xx and JPY xx.xx at March xx.xx 2025 and March xx.xx 2026. These constrain contractual and adoption assumptions, not annual global leasing revenue or the final forecast share. ([advantest.com](https://www.advantest.com/document/en/investors/ir-library/report/IR_SecuritiesandBusinesReport_84th_en.pdf))
- Evidence informing forecast-year allocation inputs; displayed values and growth are calculated: Note xx.xx discloses customer operating leases, one-to-three-year noncancelable terms, and remaining payments of JPY xx.xx and JPY xx.xx at March xx.xx 2025 and March xx.xx 2026. These constrain contractual and adoption assumptions, not annual global leasing revenue or the final forecast share. ([advantest.com](https://www.advantest.com/document/en/investors/ir-library/report/IR_SecuritiesandBusinesReport_84th_en.pdf))
- Evidence informing base-year allocation inputs; displayed values and growth are calculated: Wholly owned regional test-system sales subsidiaries establish consolidated manufacturer selling, while customer operating leases establish an OEM leasing route; both support the contractual-role allocation premise. ([advantest.com](https://www.advantest.com/document/en/investors/ir-library/report/IR_SecuritiesandBusinesReport_84th_en.pdf))
- Evidence informing forecast-year allocation inputs; displayed values and growth are calculated: Wholly owned regional test-system sales subsidiaries establish consolidated manufacturer selling, while customer operating leases establish an OEM leasing route; both support the contractual-role allocation premise. ([advantest.com](https://www.advantest.com/document/en/investors/ir-library/report/IR_SecuritiesandBusinesReport_84th_en.pdf))
- Evidence informing base-year allocation inputs; displayed values and growth are calculated: Future customer lease payments of JPY xx.xx at March xx.xx 2025 and JPY xx.xx at March xx.xx 2026 are supplier-specific receivables, not annual global merchant lease revenue; they limit rather than verify the leasing assumptions. ([advantest.com](https://www.advantest.com/document/en/investors/ir-library/report/IR_SecuritiesandBusines

20. Amkor Technology, Inc. - Form 10-K for the Year Ended December 31, 2025

- Evidence informing the 2025 market-value input; displayed series and growth include calculations: Amkor reports 2025 capital expenditures of USD xx.xx versus USD xx.xx in 2024, covering packaging, testing and facilities. The amount is a buyer-spending constraint, not tester-only spending. ([sec.gov](https://www.sec.gov/Archives/edgar/data/xx.xx/xx.xx/amkr-xx.xx.htm))
- Evidence informing the 2026 market-value input; displayed series and growth include calculations: The filing's USD xx.xx-xx.xx 2026 capital-expenditure expectation is primarily increased by Arizona construction. It cannot be treated as an equivalent tester award or annual tester-market increment. ([sec.gov](https://www.sec.gov/Archives/edgar/data/xx.xx/xx.xx/amkr-xx.xx.htm))
- Evidence informing the 2028 market-value input; displayed series and growth include calculations: Standardized tester investment, customer-consigned equipment and equipment-redeployment risks qualify the conversion from announced capacity projects to incremental tester purchases. No project investment is added directly to the 2028 forecast. ([sec.gov](https://www.sec.gov/Archives/edgar/data/xx.xx/xx.xx/amkr-xx.xx.htm))
- Evidence informing the 2029 market-value input; displayed series and growth include calculations: The buyer's broad spending and commitment disclosures support retaining procurement-conversion and reuse uncertainty rather than equating project completion with tester sales. ([sec.gov](https://www.sec.gov/Archives/edgar/data/xx.xx/xx.xx/amkr-xx.xx.htm))
- Evidence informing base-year allocation inputs; displayed values and growth are calculated: Location-specific property and equipment supports geographically distinct buyer pools, not direct annual tester spending.
- Evidence informing forecast-year allocation inputs; displayed values and growth are calculated: Location-specific property and equipment supports geographically distinct buyer pools, not direct annual tester spending.
- Evidence informing base-year allocation inputs; displayed values and growth are calculated: Korea operating assets corroborate local packaging and test activity without equating assets to annual equipment purchases.
- Evidence informing base-year allocation inputs; displayed values and growth are calculated: The test-equipment accounting-life extension from five to seven years constrains the annualized production denominator against which engineering purchasing is compared. ([sec.gov](https://www.sec.gov/Archives/edgar/data/xx.xx/xx.xx/amkr-xx.xx.htm))
- Evidence informing forecast-year allocation inputs; displayed values and growth are calculated: The test-equipment accounting-life extension from five to seven years constrains the annualized production denominator against which engineering purchasing is compared. ([sec.gov](https://www.sec.gov/Archives/edgar/data/xx.xx/xx.xx/amkr-xx.xx.htm))
- Evidence informing base-year allocation inputs; displayed values and growth are calculated: Seven-year test-equipment accounting life anchors the selected purchasing-frequency proxy; broad capital expenditure is not treated as tester-only spending. ([sec.gov](https://www.sec.gov/Archives/edgar/data/xx.xx/xx.xx/amkr-xx.xx.htm))
- Evidence informing forecast-year allocation inputs; displayed values and growth are calculated: Seven-year test-equipment accounting life anchors the selected purchasing-frequency proxy; broad capital expenditure is not treated as tester-only spending. ([sec.gov](https://www.sec.gov/Archives/edgar/data/xx.xx/xx.xx/amkr-xx.xx.htm))
- Evidence informing base-year allocation inputs; displayed values and growth are calculated: Standardized platforms and customer-consigned testers qualify ownership and reuse attribution; these conditions do not establish accepted joint-purpose deployment. ([sec.gov](https://www.sec.gov/Archives/edgar/data/xx.xx/xx.xx/amkr-xx.xx.htm))
- Evidence informing forecast-year allocation inputs; displayed values and growth are calculated: Standardized platforms and customer-consigned testers qualify ownership and reuse attribution; these conditions do not establish accepted joint-purpose deployment. ([sec.gov](https://www.sec.gov/Archives/edgar/data/xx.xx/xx.xx/amkr-xx.xx.htm))
- Evidence informing base-year allocation inputs; displayed values and growth are calculated: The buyer reports approximately xx.xx% Computing sales and standardized tester investment, providing a representativeness and reuse check, not equipment-market weights. ([sec.gov](https://www.sec.gov/Archives/edgar/data/xx.xx/xx.xx/amkr-xx.xx.htm))
- Evidence informing forecast-year allocation inputs; displayed values and growth are calculated: The buyer reports approximately xx.xx% Computing sales and standardized tester investment, providing a representativeness and reuse check, not equipment-market weights. ([sec.gov](https://www.sec.gov/Archives/edgar/data/xx.xx/xx.xx/amkr-xx.xx.htm))
- Evidence informing base-year allocation inputs; displayed values and growth are calculated: Approximately xx.xx% Communications sales and customer-consigned equipment demonstrate why operator revenue and ownership cannot directly determine tester purchasing shares.

21. Intel Corporation - Form 10-K for the Year Ended December 27, 2025
    - Evidence informing forecast-year allocation inputs; displayed values and growth are calculated: Assembly/test consolidation into Malaysia supports a relative expansion premise, not the exact multiplier.
22. Micron Technology, Inc. - Form 10-K for the Fiscal Year Ended August 28, 2025
    - Evidence informing base-year allocation inputs; displayed values and growth are calculated: Component assembly/test locations support a Malaysia equipment-purchaser pool.
    - Evidence informing forecast-year allocation inputs; displayed values and growth are calculated: Component assembly/test locations support a Malaysia equipment-purchaser pool.
    - Evidence informing base-year allocation inputs; displayed values and growth are calculated: Singapore manufacturing and assembly/test activity supports an equipment-purchaser pool.
    - Evidence informing forecast-year allocation inputs; displayed values and growth are calculated: Singapore manufacturing and assembly/test activity supports an equipment-purchaser pool.
    - Evidence informing base-year allocation inputs; displayed values and growth are calculated: India's disclosed component assembly/test location supports the base procurement pipeline, not a reported spending amount.
23. Micron - Celebrates Opening of India's First Semiconductor Assembly and Test Facility, February 28, 2026
    - Evidence informing forecast-year allocation inputs; displayed values and growth are calculated: Commercial commencement and aggregate shipment expectations support a post-2025 expansion premise; they do not measure tester expenditure.
24. NXP Semiconductors - 2025 Annual Report and Financial Statements
    - Evidence informing base-year allocation inputs; displayed values and growth are calculated: Disclosed Malaysia back-end activity supports a local equipment-purchaser pool.
    - Evidence informing forecast-year allocation inputs; displayed values and growth are calculated: Disclosed Malaysia back-end activity supports a local equipment-purchaser pool.
    - Evidence informing base-year allocation inputs; displayed values and growth are calculated: Disclosed Thailand back-end activity supports a local equipment-purchaser pool.
    - Evidence informing forecast-year allocation inputs; displayed values and growth are calculated: Disclosed Thailand back-end activity supports a local equipment-purchaser pool.
    - Evidence informing base-year allocation inputs; displayed values and growth are calculated: Disclosed China back-end activity supports a local equipment-purchaser pool.
    - Evidence informing forecast-year allocation inputs; displayed values and growth are calculated: Disclosed China back-end activity supports a local equipment-purchaser pool.

25. Teradyne - Magnum 2 Memory Test Solution
    - Evidence informing base-year allocation inputs; displayed values and growth are calculated: Magnum xx.xx lists SRAM applications, establishing a commercial category mapping without supplying a revenue weight.
    - Evidence informing forecast-year allocation inputs; displayed values and growth are calculated: Magnum xx.xx lists SRAM applications, establishing a commercial category mapping without supplying a revenue weight.
    - Evidence informing base-year allocation inputs; displayed values and growth are calculated: DRAM, SRAM, NOR and NAND capability overlaps support mutually exclusive configuration attribution rather than adding advertised capabilities as sales.
    - Evidence informing forecast-year allocation inputs; displayed values and growth are calculated: DRAM, SRAM, NOR and NAND capability overlaps support mutually exclusive configuration attribution rather than adding advertised capabilities as sales.
    - Evidence informing base-year allocation inputs; displayed values and growth are calculated: Low-end SoC and memory applications identify a candidate combined-capability pool; actual joint customer mandates and numerical fractions remain unmeasured.
    - Evidence informing forecast-year allocation inputs; displayed values and growth are calculated: Low-end SoC and memory applications identify a candidate combined-capability pool; actual joint customer mandates and numerical fractions remain unmeasured.
    - Evidence informing base-year allocation inputs; displayed values and growth are calculated: Separately identifies an engineering configuration, supporting purpose classification and the direction of the modeled realization difference, not its exact numerical price ratio. ([teradyne.com](https://www.teradyne.com/products/magnum-xx.xx/))
    - Evidence informing forecast-year allocation inputs; displayed values and growth are calculated: Separately identifies an engineering configuration, supporting purpose classification and the direction of the modeled realization difference, not its exact numerical price ratio. ([teradyne.com](https://www.teradyne.com/products/magnum-xx.xx/))
    - Evidence informing base-year allocation inputs; displayed values and growth are calculated: Separately identifies production configurations, supporting production-purpose attribution rather than classification from family-wide capability alone. ([teradyne.com](https://www.teradyne.com/products/magnum-xx.xx/))
    - Evidence informing forecast-year allocation inputs; displayed values and growth are calculated: Separately identifies production configurations, supporting production-purpose attribution rather than classification from family-wide capability alone. ([teradyne.com](https://www.teradyne.com/products/magnum-xx.xx/))
    - Evidence informing base-year allocation inputs; displayed values and growth are calculated: Engineering programs can transfer to production versions; this supports conditional continuity but does not measure joint-purpose purchases or the forecast adoption multiplier. ([teradyne.com](https://www.teradyne.com/products/magnum-xx.xx/))
    - Evidence informing forecast-year allocation inputs; displayed values and growth are calculated: Engineering programs can transfer to production versions; this supports conditional continuity but does not measure joint-purpose purchases or the forecast adoption multiplier. ([teradyne.com](https://www.teradyne.com/products/magnum-xx.xx/))
26. Advantest - T5835 Memory Test System
    - Evidence informing base-year allocation inputs; displayed values and growth are calculated: T5835 is commercially positioned for both DRAM and NAND, supporting the cross-family classification premise but not the modeled co-primary revenue fraction.
    - Evidence informing forecast-year allocation inputs; displayed values and growth are calculated: T5835 is commercially positioned for both DRAM and NAND, supporting the cross-family classification premise but not the modeled co-primary revenue fraction.

27. Advantest - T5503HS2 Memory Test System
    - Evidence informing base-year allocation inputs; displayed values and growth are calculated: DRAM/HBM product positioning establishes category mapping; the documented installed-T5503 upgrade path supports retaining upgrade-substitution uncertainty rather than assuming universal replacement.
    - Evidence informing forecast-year allocation inputs; displayed values and growth are calculated: DRAM/HBM product positioning establishes category mapping; the documented installed-T5503 upgrade path supports retaining upgrade-substitution uncertainty rather than assuming universal replacement.
28. Advantest will Showcase Latest Memory Test Solutions at Future of Memory and Storage 2024
    - Evidence informing base-year allocation inputs; displayed values and growth are calculated: The August xx.xx 2024 announcement identifies T5835 among promoted memory offerings, establishing pre-base-year commercial positioning without proving customer acceptance or sales mix.
29. Advantest - V93000 SoC Test Systems
    - Evidence informing base-year allocation inputs; displayed values and growth are calculated: Advantest classifies V93000 as a SoC Test System, supporting the commercial mapping of its reported SoC equipment pool without establishing a sales percentage.
    - Evidence informing forecast-year allocation inputs; displayed values and growth are calculated: Advantest classifies V93000 as a SoC Test System, supporting the commercial mapping of its reported SoC equipment pool without establishing a sales percentage.
    - Evidence informing base-year allocation inputs; displayed values and growth are calculated: V93000 documentation identifies reusable programs and interface hardware across generations and supplier-developed SmarTest software. These support the retained-investment condition, not a measured switching rate or forecast share. ([advantest.com](https://www.advantest.com/en/products/semiconductor-test-system/soc/v93000/))
    - Evidence informing forecast-year allocation inputs; displayed values and growth are calculated: V93000 documentation identifies reusable programs and interface hardware across generations and supplier-developed SmarTest software. These support the retained-investment condition, not a measured switching rate or forecast share. ([advantest.com](https://www.advantest.com/en/products/semiconductor-test-system/soc/v93000/))
30. Emerson Electric Co. - Form 10-K for the Year Ended September 30, 2025
    - Evidence informing base-year allocation inputs; displayed values and growth are calculated: Reported Test & Measurement sales of USD xx.xx in FY2025 and USD xx.xx in FY2024 constrain the broad NI revenue proxy, not complete SoC/memory tester revenue. ([ir.emerson.com](https://ir.emerson.com/sec-filings/all-sec-filings/content/xx.xx-xx.xx-xx.xx/emr-xx.xx.htm))
31. Emerson Electric Co. - Form 10-Q for the Quarter Ended December 31, 2025
    - Evidence informing base-year allocation inputs; displayed values and growth are calculated: December-quarter Test & Measurement sales of USD xx.xx versus USD xx.xx supply the approximate calendar bridge. Prior-period segment presentation was reclassified, limiting level comparability. ([sec.gov](https://www.sec.gov/Archives/edgar/data/xx.xx/xx.xx/emr-xx.xx.htm))
32. National Instruments Corporation - 2022 Annual Report
    - Evidence informing base-year allocation inputs; displayed values and growth are calculated: Semiconductor and Electronics represented approximately xx.xx% of NI's 2022 revenue, with approximately half from production test and half from R&D test. These historical mix observations calibrate, but do not verify, the 2025 scoped equipment budget. ([sec.gov](https://www.sec.gov/Archives/edgar/data/xx.xx/xx.xx/ny20006399x3_ars.pdf))

33. Advantest - FY2025 Financial Briefing, April 27, 2026

· Evidence informing base-year allocation inputs; displayed values and growth are calculated: Automotive/industrial/consumer/DDIC represented approximately xx.xx% and xx.xx% of fiscal SoC sales in FY2024 and FY2025, rounded to five-percentage-point increments. These application proportions constrain the mainstream equipment attribution. ([advantest.com](https://www.advantest.com/document/en/investors/ir-library/result/JE_BIZ_260427_slide.pdf))

· Evidence informing forecast-year allocation inputs; displayed values and growth are calculated: Automotive/industrial/consumer/DDIC represented approximately xx.xx% and xx.xx% of fiscal SoC sales in FY2024 and FY2025, rounded to five-percentage-point increments. These application proportions constrain the mainstream equipment attribution. ([advantest.com](https://www.advantest.com/document/en/investors/ir-library/result/JE_BIZ_260427_slide.pdf))

· Evidence informing base-year allocation inputs; displayed values and growth are calculated: Fiscal SoC sales increased from JPY xx.xx to JPY xx.xx, while computing/communications represented approximately xx.xx% of FY2025 SoC sales. This supports differentiated application-growth assumptions, not a directly observed proprietary share or future allocation. ([advantest.com](https://www.advantest.com/document/en/investors/ir-library/result/JE_BIZ_260427_slide.pdf))

· Evidence informing forecast-year allocation inputs; displayed values and growth are calculated: Fiscal SoC sales increased from JPY xx.xx to JPY xx.xx, while computing/communications represented approximately xx.xx% of FY2025 SoC sales. This supports differentiated application-growth assumptions, not a directly observed proprietary share or future allocation. ([advantest.com](https://www.advantest.com/document/en/investors/ir-library/result/JE_BIZ_260427_slide.pdf))

34. Advantest - Annual Report 2005

· Evidence informing base-year allocation inputs; displayed values and growth are calculated: The report identifies T2000's OPENSTAR basis and publicly available specifications developed through the Semiconductor Test Consortium. This supports historical standards classification only; its historical market-share statements are not used. ([www3.advantest.com](https://www3.advantest.com/documents/xx.xx/xx.xx/pdf_investor_AR2005_en.pdf))

· Evidence informing forecast-year allocation inputs; displayed values and growth are calculated: The report identifies T2000's OPENSTAR basis and publicly available specifications developed through the Semiconductor Test Consortium. This supports historical standards classification only; its historical market-share statements are not used. ([www3.advantest.com](https://www3.advantest.com/documents/xx.xx/xx.xx/pdf_investor_AR2005_en.pdf))

35. Advantest - What Is ATE (Automated Test Equipment)? Roles, Systems & Future Outlook

· Evidence informing base-year allocation inputs; displayed values and growth are calculated: Current company positioning identifies T2000 as open architecture and associates it with microcontroller and automotive applications, supporting continuity of the classification premise without measuring sales. ([advantest.com](https://www.advantest.com/en/semiconductor-basics/automated-test-equipment/))

· Evidence informing forecast-year allocation inputs; displayed values and growth are calculated: Current company positioning identifies T2000 as open architecture and associates it with microcontroller and automotive applications, supporting continuity of the classification premise without measuring sales. ([advantest.com](https://www.advantest.com/en/semiconductor-basics/automated-test-equipment/))

· Evidence informing base-year allocation inputs; displayed values and growth are calculated: The company distinguishes V93000's supplier-specific architecture from T2000's open-architecture positioning, supporting platform-level rather than supplier-wide classification. ([advantest.com](https://www.advantest.com/en/semiconductor-basics/automated-test-equipment/))

· Evidence informing forecast-year allocation inputs; displayed values and growth are calculated: The company distinguishes V93000's supplier-specific architecture from T2000's open-architecture positioning, supporting platform-level rather than supplier-wide classification. ([advantest.com](https://www.advantest.com/en/semiconductor-basics/automated-test-equipment/))

36. NI - What Is the Semiconductor Test System (STS)?

· Evidence informing base-year allocation inputs; displayed values and growth are calculated: STS is an integrated PXI-based ATE offering with broad RF, mixed-signal and MEMS positioning. This establishes the architecture and turnkey commercial model while requiring deductions for applications outside the captured SoC/memory boundary. ([ni.com](https://www.ni.com/en/shop/electronic-test-instrumentation/what-is-the-semiconductor-test-system.html))

· Evidence informing forecast-year allocation inputs; displayed values and growth are calculated: STS is an integrated PXI-based ATE offering with broad RF, mixed-signal and MEMS positioning. This establishes the architecture and turnkey commercial model while requiring deductions for applications outside the captured SoC/memory boundary. ([ni.com](https://www.ni.com/en/shop/electronic-test-instrumentation/what-is-the-semiconductor-test-system.html))

37. Marvin Test Solutions - PXIe Semiconductor Test System, TS-960e Series

· Evidence informing base-year allocation inputs; displayed values and growth are calculated: TS-960e is marketed as a complete integrated PXI Express semiconductor system for SoC applications, including proprietary application elements. It establishes commercial category participation, not the modeled smaller-system shipment count or price. ([marvintest.com](https://www.marvintest.com/Product/TS-960e-Series))

38. Emerson Electric Co. - Form 10-Q for the Quarter Ended June 30, 2026

· Evidence informing forecast-year allocation inputs; displayed values and growth are calculated: Nine-month Test & Measurement revenue of USD xx.xx versus USD xx.xx provides the broad growth calibration for the assumed 2026 eligible-equipment increase. Semiconductor and aerospace/defense both contributed, so the disclosure does not isolate open-standard SoC/memory sales. ([ir.emerson.com](https://ir.emerson.com/sec-filings/all-sec-filings/content/xx.xx-xx.xx-xx.xx/emr-xx.xx.htm))

39. PXI Systems Alliance - What Is PXI

· Evidence informing base-year allocation inputs; displayed values and growth are calculated: The association defines PXI as an open modular standard with a multi-vendor ecosystem and distinguishes its building blocks from completed application systems. This supports the governing-architecture boundary, not sales weights. ([pxisa.org](https://pxisa.org/what-is-pxi/))

· Evidence informing forecast-year allocation inputs; displayed values and growth are calculated: The association defines PXI as an open modular standard with a multi-vendor ecosystem and distinguishes its building blocks from completed application systems. This supports the governing-architecture boundary, not sales weights. ([pxisa.org](https://pxisa.org/what-is-pxi/))

40. Test Services - UTAC Group

- Evidence informing base-year allocation inputs; displayed values and growth are calculated: Reports xx.xx+ test engineers alongside 2,000+ testers, anchoring the engineering-station proxy used in the base model and carried into the forecast; it does not disclose purpose sales shares. ([utacgroup.com](https://utacgroup.com/test-services/))
- Evidence informing forecast-year allocation inputs; displayed values and growth are calculated: Reports xx.xx+ test engineers alongside 2,000+ testers, anchoring the engineering-station proxy used in the base model and carried into the forecast; it does not disclose purpose sales shares. ([utacgroup.com](https://utacgroup.com/test-services/))
- Evidence informing base-year allocation inputs; displayed values and growth are calculated: The 2,000+ tester fleet provides an operator-stock benchmark that is converted to annual value only through the disclosed purchasing-frequency assumptions. ([utacgroup.com](https://utacgroup.com/test-services/))
- Evidence informing forecast-year allocation inputs; displayed values and growth are calculated: The 2,000+ tester fleet provides an operator-stock benchmark that is converted to annual value only through the disclosed purchasing-frequency assumptions. ([utacgroup.com](https://utacgroup.com/test-services/))
- Evidence informing base-year allocation inputs; displayed values and growth are calculated: Advertises engineering services and production testing within the same business, supporting commercial coexistence but not the assumed accepted joint-purpose percentage or future adoption. ([utacgroup.com](https://utacgroup.com/test-services/))
- Evidence informing forecast-year allocation inputs; displayed values and growth are calculated: Advertises engineering services and production testing within the same business, supporting commercial coexistence but not the assumed accepted joint-purpose percentage or future adoption. ([utacgroup.com](https://utacgroup.com/test-services/))

41. Efforts to Provide Value Through Business - Advantest

- Evidence informing base-year allocation inputs; displayed values and growth are calculated: States typical customer equipment use of xx.xx-xx.xx years, providing a longer-use sensitivity for the stock-to-purchasing-value bridge rather than a measured engineering share. ([advantest.com](https://www.advantest.com/en/about/sustainability/society/responding-product-liability/))
- Evidence informing base-year allocation inputs; displayed values and growth are calculated: The xx.xx-xx.xx-year use period constrains replacement assumptions and is distinguished from the buyer accounting-life proxy used in the working model. ([advantest.com](https://www.advantest.com/en/about/sustainability/society/responding-product-liability/))

42. A New Approach for IC Test - Leveraging the Strength of the PXI Platform - NI

- Evidence informing base-year allocation inputs; displayed values and growth are calculated: Describes scalable characterization and production configurations and the commercial constraints of traditional laboratory ATE, supporting a distinct engineering purchasing model. ([ni.com](https://www.ni.com/en/shop/electronic-test-instrumentation/what-is-the-semiconductor-test-system/a-new-approach-for-ic-test---leveraging-the-strength-of-the-pxi-.html))
- Evidence informing forecast-year allocation inputs; displayed values and growth are calculated: Describes scalable characterization and production configurations and the commercial constraints of traditional laboratory ATE, supporting a distinct engineering purchasing model. ([ni.com](https://www.ni.com/en/shop/electronic-test-instrumentation/what-is-the-semiconductor-test-system/a-new-approach-for-ic-test---leveraging-the-strength-of-the-pxi-.html))
- Evidence informing base-year allocation inputs; displayed values and growth are calculated: Shared hardware and software support a continuity scenario, but the record provides neither accepted joint-deployment revenue nor future penetration; both remain explicit assumptions. ([ni.com](https://www.ni.com/en/shop/electronic-test-instrumentation/what-is-the-semiconductor-test-system/a-new-approach-for-ic-test---leveraging-the-strength-of-the-pxi-.html))
- Evidence informing forecast-year allocation inputs; displayed values and growth are calculated: Shared hardware and software support a continuity scenario, but the record provides neither accepted joint-deployment revenue nor future penetration; both remain explicit assumptions. ([ni.com](https://www.ni.com/en/shop/electronic-test-instrumentation/what-is-the-semiconductor-test-system/a-new-approach-for-ic-test---leveraging-the-strength-of-the-pxi-.html))

43. Teradyne - 2025 Annual Report to Shareholders

· Evidence informing base-year allocation inputs; displayed values and growth are calculated: The USD xx.xx Compute application weight anchors the scoped Computing allocation. ([investors.teradyne.com](https://investors.teradyne.com/sec-filings/all-sec-filings/content/xx.xx-xx.xx-xx.xx/xx.xx-xx.xx-xx.xx.pdf))

· Evidence informing base-year allocation inputs; displayed values and growth are calculated: The USD xx.xx Mobility weight and networking exposure support the modeled Communications bridge. ([investors.teradyne.com](https://investors.teradyne.com/sec-filings/all-sec-filings/content/xx.xx-xx.xx-xx.xx/xx.xx-xx.xx-xx.xx.pdf))

· Evidence informing base-year allocation inputs; displayed values and growth are calculated: Published application buckets constrain the budget, but the consumer carve-out is an explicit attribution assumption. ([investors.teradyne.com](https://investors.teradyne.com/sec-filings/all-sec-filings/content/xx.xx-xx.xx-xx.xx/xx.xx-xx.xx-xx.xx.pdf))

· Evidence informing base-year allocation inputs; displayed values and growth are calculated: USD xx.xx Auto-Industrial revenue supplies the pre-exclusion pool, not an observed Automotive subtotal. ([investors.teradyne.com](https://investors.teradyne.com/sec-filings/all-sec-filings/content/xx.xx-xx.xx-xx.xx/xx.xx-xx.xx-xx.xx.pdf))

· Evidence informing base-year allocation inputs; displayed values and growth are calculated: The shared Auto-Industrial pool constrains Industrial Electronics after scope and end-use adjustments. ([investors.teradyne.com](https://investors.teradyne.com/sec-filings/all-sec-filings/content/xx.xx-xx.xx-xx.xx/xx.xx-xx.xx-xx.xx.pdf))

· Evidence informing base-year allocation inputs; displayed values and growth are calculated: The application budget constrains the modeled specialized tail; separate Product Test defense revenue is excluded. ([investors.teradyne.com](https://investors.teradyne.com/sec-filings/all-sec-filings/content/xx.xx-xx.xx-xx.xx/xx.xx-xx.xx-xx.xx.pdf))

44. TSMC - 2025 Form 20-F

· Evidence informing base-year allocation inputs; displayed values and growth are calculated: 2025 HPC revenue of NT$xx.xx anchors the adjusted logic-demand proxy; networking is separated by assumption. ([investor.tsmc.com](https://investor.tsmc.com/sites/ir/sec-filings/2025_20F%20Report.pdf))

· Evidence informing base-year allocation inputs; displayed values and growth are calculated: Smartphone revenue of NT$xx.xx and networking within HPC constrain Communications, with an explicit equipment-intensity bridge. ([investor.tsmc.com](https://investor.tsmc.com/sites/ir/sec-filings/2025_20F%20Report.pdf))

45. Micron Technology - Form 10-K for the Year Ended August 28, 2025

· Evidence informing base-year allocation inputs; displayed values and growth are calculated: Cloud, data-center and client business revenues constrain Computing's memory-equipment proxy, not equipment receipts directly. ([s25.q4cdn.com](https://s25.q4cdn.com/xx.xx/files/doc_financials/2025/ar/2025-Form-xx.xx-K.pdf))

· Evidence informing base-year allocation inputs; displayed values and growth are calculated: Mobile/client and data-center revenues provide the economic pool for modeled mobile and networking attribution. ([s25.q4cdn.com](https://s25.q4cdn.com/xx.xx/files/doc_financials/2025/ar/2025-Form-xx.xx-K.pdf))

· Evidence informing base-year allocation inputs; displayed values and growth are calculated: USD xx.xx Automotive and Embedded revenue constrains the modeled consumer-memory tail. ([s25.q4cdn.com](https://s25.q4cdn.com/xx.xx/files/doc_financials/2025/ar/2025-Form-xx.xx-K.pdf))

· Evidence informing base-year allocation inputs; displayed values and growth are calculated: The embedded business supplies a bounded activity proxy requiring scope, realization and end-use adjustments. ([s25.q4cdn.com](https://s25.q4cdn.com/xx.xx/files/doc_financials/2025/ar/2025-Form-xx.xx-K.pdf))

· Evidence informing base-year allocation inputs; displayed values and growth are calculated: The embedded business constrains Industrial Electronics memory activity; its equipment conversion is assumed. ([s25.q4cdn.com](https://s25.q4cdn.com/xx.xx/files/doc_financials/2025/ar/2025-Form-xx.xx-K.pdf))

· Evidence informing base-year allocation inputs; displayed values and growth are calculated: The embedded pool bounds the specialized-memory tail; no separate defense revenue is reported. ([s25.q4cdn.com](https://s25.q4cdn.com/xx.xx/files/doc_financials/2025/ar/2025-Form-xx.xx-K.pdf))

46. Semiconductor Industry Association - 2025 Factbook

· Evidence informing base-year allocation inputs; displayed values and growth are calculated: 2024 PC/Computer semiconductor demand of xx.xx% enters only the scope-adjusted secondary-supplier proxy. ([semiconductors.org](https://www.semiconductors.org/wp-content/uploads/2025/xx.xx/2025-SIA-Factbook-FINAL-xx.xx.pdf))

· Evidence informing base-year allocation inputs; displayed values and growth are calculated: 2024 Communications demand of xx.xx% is adjusted for eligible equipment scope before use. ([semiconductors.org](https://www.semiconductors.org/wp-content/uploads/2025/xx.xx/2025-SIA-Factbook-FINAL-xx.xx.pdf))

· Evidence informing base-year allocation inputs; displayed values and growth are calculated: Consumer semiconductor demand of xx.xx% anchors the adjusted minor-application weights. ([semiconductors.org](https://www.semiconductors.org/wp-content/uploads/2025/xx.xx/2025-SIA-Factbook-FINAL-xx.xx.pdf))

· Evidence informing base-year allocation inputs; displayed values and growth are calculated: Automotive demand of xx.xx% is reduced for non-SoC exposure in the commercial proxy. ([semiconductors.org](https://www.semiconductors.org/wp-content/uploads/2025/xx.xx/2025-SIA-Factbook-FINAL-xx.xx.pdf))

· Evidence informing base-year allocation inputs; displayed values and growth are calculated: Industrial demand of xx.xx% anchors a scope-adjusted weight, not a tester-equipment share. ([semiconductors.org](https://www.semiconductors.org/wp-content/uploads/2025/xx.xx/2025-SIA-Factbook-FINAL-xx.xx.pdf))

· Evidence informing base-year allocation inputs; displayed values and growth are calculated: Government demand of xx.xx%, including military, constrains the specialized end-use proxy. ([semiconductors.org](https://www.semiconductors.org/wp-content/uploads/2025/xx.xx/2025-SIA-Factbook-FINAL-xx.xx.pdf))

47. WSTS - Semiconductor Market Insights, October 2024

· Evidence informing base-year allocation inputs; displayed values and growth are calculated: The detailed Consumer definition includes entertainment products, household white goods and personal wearables, supporting consistent end-use attribution. ([semiconductors.org](https://www.semiconductors.org/wp-content/uploads/2025/xx.xx/WSTS-Presentation-Subscription-Oct2024.pdf))

· Evidence informing forecast-year allocation inputs; displayed values and growth are calculated: The detailed Consumer definition includes entertainment products, household white goods and personal wearables, supporting consistent end-use attribution. ([semiconductors.org](https://www.semiconductors.org/wp-content/uploads/2025/xx.xx/WSTS-Presentation-Subscription-Oct2024.pdf))

· Evidence informing base-year allocation inputs; displayed values and growth are calculated: Industrial includes professional test, control and measuring equipment, distinguishing it from household consumer equipment. ([semiconductors.org](https://www.semiconductors.org/wp-content/uploads/2025/xx.xx/WSTS-Presentation-Subscription-Oct2024.pdf))

· Evidence informing forecast-year allocation inputs; displayed values and growth are calculated: Industrial includes professional test, control and measuring equipment, distinguishing it from household consumer equipment. ([semiconductors.org](https://www.semiconductors.org/wp-content/uploads/2025/xx.xx/WSTS-Presentation-Subscription-Oct2024.pdf))

· Evidence informing base-year allocation inputs; displayed values and growth are calculated: Government is defined as military and aerospace in the detailed end-use illustration, supporting the retained category mapping. ([semiconductors.org](https://www.semiconductors.org/wp-content/uploads/2025/xx.xx/WSTS-Presentation-Subscription-Oct2024.pdf))

· Evidence informing forecast-year allocation inputs; displayed values and growth are calculated: Government is defined as military and aerospace in the detailed end-use illustration, supporting the retained category mapping. ([semiconductors.org](https://www.semiconductors.org/wp-content/uploads/2025/xx.xx/WSTS-Presentation-Subscription-Oct2024.pdf))

48. NXP Semiconductors - Form 10-K for the Year Ended December 31, 2025

· Evidence informing base-year allocation inputs; displayed values and growth are calculated: 2025 Automotive revenue of USD xx.xx, down xx.xx%, qualifies assumptions of immediate equipment-demand acceleration. ([sec.gov](https://www.sec.gov/Archives/edgar/data/xx.xx/xx.xx/nxpi-xx.xx.htm))

· Evidence informing forecast-year allocation inputs; displayed values and growth are calculated: 2025 Automotive revenue of USD xx.xx, down xx.xx%, qualifies assumptions of immediate equipment-demand acceleration. ([sec.gov](https://www.sec.gov/Archives/edgar/data/xx.xx/xx.xx/nxpi-xx.xx.htm))

· Evidence informing base-year allocation inputs; displayed values and growth are calculated: Industrial & IoT revenue of USD xx.xx increased xx.xx%, constraining the near-term recovery assumption rather than measuring tester sales. ([sec.gov](https://www.sec.gov/Archives/edgar/data/xx.xx/xx.xx/nxpi-xx.xx.htm))

· Evidence informing forecast-year allocation inputs; displayed values and growth are calculated: Industrial & IoT revenue of USD xx.xx increased xx.xx%, constraining the near-term recovery assumption rather than measuring tester sales. ([sec.gov](https://www.sec.gov/Archives/edgar/data/xx.xx/xx.xx/nxpi-xx.xx.htm))

49. NXP Semiconductors - Product Longevity
    - Evidence informing forecast-year allocation inputs; displayed values and growth are calculated: Participating products have minimum xx.xx- or xx.xx-year longevity periods; these do not establish tester replacement or support periods. ([nxp.com](https://www.nxp.com/products/nxp-product-information/nxp-product-programs/product-longevity%3APRDCT_LONGEVITY_HM))
    - Evidence informing forecast-year allocation inputs; displayed values and growth are calculated: The disclosed longevity condition supports retaining lifecycle uncertainty rather than inferring automatic recurring equipment purchases. ([nxp.com](https://www.nxp.com/products/nxp-product-information/nxp-product-programs/product-longevity%3APRDCT_LONGEVITY_HM))
50. DLA ASSIST-QuickSearch - MIL-PRF-38535 Document Details
    - Evidence informing base-year allocation inputs; displayed values and growth are calculated: The official record concerns covered microcircuits and manufacturer qualification, not tester-brand approval or equipment awards; no qualification-derived revenue premium is assumed. ([quicksearch.dla.mil](https://quicksearch.dla.mil/qsDocDetails.aspx?ident_number=xx.xx))
    - Evidence informing forecast-year allocation inputs; displayed values and growth are calculated: The official record concerns covered microcircuits and manufacturer qualification, not tester-brand approval or equipment awards; no qualification-derived revenue premium is assumed. ([quicksearch.dla.mil](https://quicksearch.dla.mil/qsDocDetails.aspx?ident_number=xx.xx))
51. ASE Technology Holding - Fourth Quarter and Full Year 2025 Financial Results, Form 6-K, February 5, 2026
    - Evidence informing base-year allocation inputs; displayed values and growth are calculated: ASE reports USD xx.xx of 2025 testing-equipment capital expenditure, a monetary purchasing anchor before complete-tester scope deductions.
    - Evidence informing forecast-year allocation inputs; displayed values and growth are calculated: ASE reports USD xx.xx of 2025 testing-equipment capital expenditure, a monetary purchasing anchor before complete-tester scope deductions.
52. ChipMOS - FY2025 and Fourth Quarter 2025 Investor Presentation
    - Evidence informing base-year allocation inputs; displayed values and growth are calculated: The presentation reports TWD xx.xx of 2025 capital expenditure and a xx.xx% testing allocation; currency and complete-tester attribution are modeled bridges.
    - Evidence informing forecast-year allocation inputs; displayed values and growth are calculated: The presentation reports TWD xx.xx of 2025 capital expenditure and a xx.xx% testing allocation; currency and complete-tester attribution are modeled bridges.
53. Alchip - Advanced Testing Services
    - Evidence informing base-year allocation inputs; displayed values and growth are calculated: Alchip identifies an owned V93K hosted at a test house. This supports category and ownership attribution, not annual purchase quantities, prices or the forecast.
    - Evidence informing forecast-year allocation inputs; displayed values and growth are calculated: Alchip identifies an owned V93K hosted at a test house. This supports category and ownership attribution, not annual purchase quantities, prices or the forecast.
54. University of Utah Nanofab - Verigy Tester
    - Evidence informing base-year allocation inputs; displayed values and growth are calculated: The university lists a V93000 SoC platform and access arrangement. This establishes an institutional equipment category, not a 2025 purchase or future procurement.
    - Evidence informing forecast-year allocation inputs; displayed values and growth are calculated: The university lists a V93000 SoC platform and access arrangement. This establishes an institutional equipment category, not a 2025 purchase or future procurement.

55. TEAM A.T.E. - Services

- Evidence informing base-year allocation inputs; displayed values and growth are calculated: The company describes pre-owned purchases and sales across SoC and memory ATE, supporting inclusion of eligible secondary-market purchases. Its undated offering page supplies category evidence, not 2025 transaction value. ([team-ate.com](https://www.team-ate.com/services))
- Evidence informing forecast-year allocation inputs; displayed values and growth are calculated: The company describes pre-owned purchases and sales across SoC and memory ATE, supporting inclusion of eligible secondary-market purchases. Its undated offering page supplies category evidence, not 2025 transaction value. ([team-ate.com](https://www.team-ate.com/services))
- Evidence informing base-year allocation inputs; displayed values and growth are calculated: System rentals, rent-to-own arrangements and leases establish a third-party equipment-access route. The stated field-service limitation qualifies universal availability; neither the offering nor its category list supplies numerical leasing weights. ([team-ate.com](https://www.team-ate.com/services))
- Evidence informing forecast-year allocation inputs; displayed values and growth are calculated: System rentals, rent-to-own arrangements and leases establish a third-party equipment-access route. The stated field-service limitation qualifies universal availability; neither the offering nor its category list supplies numerical leasing weights. ([team-ate.com](https://www.team-ate.com/services))
- Evidence informing base-year allocation inputs; displayed values and growth are calculated: The company distinguishes its representation activities from inventory-based equipment transactions, supporting role-specific classification rather than assigning every represented OEM transaction to resale. ([team-ate.com](https://www.team-ate.com/services))
- Evidence informing forecast-year allocation inputs; displayed values and growth are calculated: The company distinguishes its representation activities from inventory-based equipment transactions, supporting role-specific classification rather than assigning every represented OEM transaction to resale. ([team-ate.com](https://www.team-ate.com/services))
- Evidence informing base-year allocation inputs; displayed values and growth are calculated: Purchasing surplus equipment for inventory, SoC/memory equipment offerings and rental/lease arrangements establish merchant commercial routes. The absence of a worldwide field-service organization qualifies support assumptions but supplies no revenue weight. ([team-ate.com](https://www.team-ate.com/services))
- Evidence informing forecast-year allocation inputs; displayed values and growth are calculated: Purchasing surplus equipment for inventory, SoC/memory equipment offerings and rental/lease arrangements establish merchant commercial routes. The absence of a worldwide field-service organization qualifies support assumptions but supplies no revenue weight. ([team-ate.com](https://www.team-ate.com/services))

56. Advantest Pre-Owned Solutions - Business

- Evidence informing base-year allocation inputs; displayed values and growth are calculated: The OEM's pre-owned business includes equipment resale, license switching, installation and maintenance support. This supports the purchase boundary beyond new equipment, without establishing resale revenue or a future share. ([advantest.com](https://www.advantest.com/en/customer-services/apo/business/))
- Evidence informing forecast-year allocation inputs; displayed values and growth are calculated: The OEM's pre-owned business includes equipment resale, license switching, installation and maintenance support. This supports the purchase boundary beyond new equipment, without establishing resale revenue or a future share. ([advantest.com](https://www.advantest.com/en/customer-services/apo/business/))
- Evidence informing base-year allocation inputs; displayed values and growth are calculated: OEM-managed pre-owned transactions include license switching, installation and maintenance, supporting direct classification when the consolidated manufacturer is the seller regardless of equipment age. ([advantest.com](https://www.advantest.com/en/customer-services/apo/business/))
- Evidence informing forecast-year allocation inputs; displayed values and growth are calculated: OEM-managed pre-owned transactions include license switching, installation and maintenance, supporting direct classification when the consolidated manufacturer is the seller regardless of equipment age. ([advantest.com](https://www.advantest.com/en/customer-services/apo/business/))
- Evidence informing base-year allocation inputs; displayed values and growth are calculated: The OEM-managed resale alternative qualifies an assumption that all pre-owned equipment passes through independent resellers and provides a commercial counterforce to merchant growth, without measuring its magnitude. ([advantest.com](https://www.advantest.com/en/customer-services/apo/business/))
- Evidence informing forecast-year allocation inputs; displayed values and growth are calculated: The OEM-managed resale alternative qualifies an assumption that all pre-owned equipment passes through independent resellers and provides a commercial counterforce to merchant growth, without measuring its magnitude. ([advantest.com](https://www.advantest.com/en/customer-services/apo/business/))

57. IFRS Foundation - IFRIC Update March 2023: Definition of a Lease-Substitution Rights

- Evidence informing base-year allocation inputs; displayed values and growth are calculated: The identified-asset, control and substantive-substitution criteria support distinguishing equipment leasing from outsourced testing services. This is a classification premise for both anchors, not evidence of market prevalence. ([ifrs.org](https://www.ifrs.org/news-and-events/updates/ifric/2023/ifric-update-march-2023/))
- Evidence informing forecast-year allocation inputs; displayed values and growth are calculated: The identified-asset, control and substantive-substitution criteria support distinguishing equipment leasing from outsourced testing services. This is a classification premise for both anchors, not evidence of market prevalence. ([ifrs.org](https://www.ifrs.org/news-and-events/updates/ifric/2023/ifric-update-march-2023/))

58. Spirox Corporation - 2025 Annual Report
    - Evidence informing base-year allocation inputs; displayed values and growth are calculated: Consolidated revenue decreased from NTD xx.xx in 2024 to NTD xx.xx in 2025, providing a mixed-product intermediary countercheck to uniform channel growth rather than a global allocation weight. ([file.spirox.com.tw](https://file.spirox.com.tw/Annual%20Reports/2025/xx.xx%E5%B9%B4%E5%BA%A6%E5%B9%B4%E5%A0%B1%xx.xx%E8%8B%B1%E6%xx.xx%xx.xx%xx.xx.pdf))
    - Evidence informing forecast-year allocation inputs; displayed values and growth are calculated: Consolidated revenue decreased from NTD xx.xx in 2024 to NTD xx.xx in 2025, providing a mixed-product intermediary countercheck to uniform channel growth rather than a global allocation weight. ([file.spirox.com.tw](https://file.spirox.com.tw/Annual%20Reports/2025/xx.xx%E5%B9%B4%E5%BA%A6%E5%B9%B4%E5%A0%B1%xx.xx%E8%8B%B1%E6%xx.xx%xx.xx%xx.xx.pdf))
    - Evidence informing base-year allocation inputs; displayed values and growth are calculated: Semiconductor-equipment revenue was NTD xx.xx in 2025, separately from service and maintenance. Agency/distribution, own products and adjacent equipment prevent attributing the full amount to merchant SoC/memory tester sales. ([file.spirox.com.tw](https://file.spirox.com.tw/Annual%20Reports/2025/xx.xx%E5%B9%B4%E5%BA%A6%E5%B9%B4%E5%A0%B1%xx.xx%E8%8B%B1%E6%xx.xx%xx.xx%xx.xx.pdf))
    - Evidence informing forecast-year allocation inputs; displayed values and growth are calculated: Semiconductor-equipment revenue was NTD xx.xx in 2025, separately from service and maintenance. Agency/distribution, own products and adjacent equipment prevent attributing the full amount to merchant SoC/memory tester sales. ([file.spirox.com.tw](https://file.spirox.com.tw/Annual%20Reports/2025/xx.xx%E5%B9%B4%E5%BA%A6%E5%B9%B4%E5%A0%B1%xx.xx%E8%8B%B1%E6%xx.xx%xx.xx%xx.xx.pdf))
59. KYEC (2449) - Q4 2025 Investor Update
    - Evidence informing base-year allocation inputs; displayed values and growth are calculated: KYEC reports 2025 wafer-probe revenue at xx.xx%; this is a buyer-activity input requiring the disclosed equipment-value and coverage corrections, not a directly observed tester share.
    - Evidence informing forecast-year allocation inputs; displayed values and growth are calculated: KYEC reports 2025 wafer-probe revenue at xx.xx%; this is a buyer-activity input requiring the disclosed equipment-value and coverage corrections, not a directly observed tester share.
    - Evidence informing base-year allocation inputs; displayed values and growth are calculated: Reported final-test revenue of xx.xx% supplies the conventional package-test proxy before the assumed exclusion of adjacent activity.
    - Evidence informing forecast-year allocation inputs; displayed values and growth are calculated: Reported final-test revenue of xx.xx% supplies the conventional package-test proxy before the assumed exclusion of adjacent activity.
    - Evidence informing base-year allocation inputs; displayed values and growth are calculated: The company's xx.xx% data-processing application mix anchors the modeled addressable advanced-SoC purchasing cohort; it does not measure bare-die equipment sales.
    - Evidence informing forecast-year allocation inputs; displayed values and growth are calculated: The company's xx.xx% data-processing application mix anchors the modeled addressable advanced-SoC purchasing cohort; it does not measure bare-die equipment sales.
    - Evidence informing base-year allocation inputs; displayed values and growth are calculated: The same application-mix input constrains the intermediate-assembly cohort; reported capital expenditure is a broad spending cross-check, not insertion-specific equipment revenue.
    - Evidence informing forecast-year allocation inputs; displayed values and growth are calculated: The same application-mix input constrains the intermediate-assembly cohort; reported capital expenditure is a broad spending cross-check, not insertion-specific equipment revenue.

60. Advantest to Showcase Latest Test Solutions at SEMICON Southeast Asia 2025, May 20-22
    - Evidence informing base-year allocation inputs; displayed values and growth are calculated: The May xx.xx 2025 announcement identifies a die-level handler linked with a tester for singulated dies, establishing a base-year commercial offering but not its delivered equipment receipts.
    - Evidence informing forecast-year allocation inputs; displayed values and growth are calculated: The May xx.xx 2025 announcement identifies a die-level handler linked with a tester for singulated dies, establishing a base-year commercial offering but not its delivered equipment receipts.
    - Evidence informing base-year allocation inputs; displayed values and growth are calculated: The same dated offering includes partially assembled dies. Only attributable tester receipts, not the handler value, enter the allocation model.
    - Evidence informing forecast-year allocation inputs; displayed values and growth are calculated: The same dated offering includes partially assembled dies. Only attributable tester receipts, not the handler value, enter the allocation model.
61. Teradyne - Second-Quarter 2025 Earnings Call Prepared Remarks, July 30, 2025
    - Evidence informing base-year allocation inputs; displayed values and growth are calculated: July xx.xx 2025 prepared remarks report an HBM4 post-stack win and state that the new insertion was not pervasive, qualifying the assumed intermediate-assembly uptake.
    - Evidence informing forecast-year allocation inputs; displayed values and growth are calculated: July xx.xx 2025 prepared remarks report an HBM4 post-stack win and state that the new insertion was not pervasive, qualifying the assumed intermediate-assembly uptake.
    - Evidence informing base-year allocation inputs; displayed values and growth are calculated: The remarks distinguish new system purchases from upgrades of existing capacity. This supports retaining reuse and incremental-receipt adjustments rather than equating every new deployment opportunity with a full new tester.
    - Evidence informing forecast-year allocation inputs; displayed values and growth are calculated: The remarks distinguish new system purchases from upgrades of existing capacity. This supports retaining reuse and incremental-receipt adjustments rather than equating every new deployment opportunity with a full new tester.
62. Teradyne Introduces Integrated Test Solution for AI and Data Center Devices in Collaboration with Tokyo Electron
    - Evidence informing forecast-year allocation inputs; displayed values and growth are calculated: The June xx.xx 2026 coordinated singulated-device offering supports commercial availability relevant to the forecast; it does not establish 2025 sales or the modeled 2032 penetration.
    - Evidence informing forecast-year allocation inputs; displayed values and growth are calculated: The offering references multiple advanced-packaging points, but this is not evidence that an individual delivery has accepted multi-insertion coverage.
63. Amkor Technology - IC Semiconductor Test Services
    - Evidence informing base-year allocation inputs; displayed values and growth are calculated: The company's service description separates wafer probe, testing between assembly steps and final testing, supporting the insertion mapping rather than a sales weight or complete-tester purchase requirement.
    - Evidence informing forecast-year allocation inputs; displayed values and growth are calculated: The company's service description separates wafer probe, testing between assembly steps and final testing, supporting the insertion mapping rather than a sales weight or complete-tester purchase requirement.

15.2. North America

Table 136. North America SoC & Memory Semiconductor Tester Market, by Country growth contribution, 2025-2032

Category	2025 value (USD Million)	2032 value (USD Million)	Added value (USD Million)	2025 share (%)	2032 share (%)	Change (pp)	Growth share (%)	CAGR (%)
Canada	xx.xx	xx.xx	xx.xx	xx.xx	xx.xx	xx.xx	xx.xx	xx.xx
Mexico	xx.xx	xx.xx	xx.xx	xx.xx	xx.xx	xx.xx	xx.xx	xx.xx
Unallocated / remaining scope	xx.xx	xx.xx	xx.xx	xx.xx	xx.xx	xx.xx	xx.xx	xx.xx
United States	xx.xx	xx.xx	xx.xx	xx.xx	xx.xx	xx.xx	xx.xx	xx.xx
Scope total	**xx.xx**	**xx.xx**	**xx.xx**	**xx.xx**	**xx.xx**	**xx.xx**	**xx.xx**	**xx.xx**

Table 137. North America SoC & Memory Semiconductor Tester Market Size, by Region, 2017-2040 (USD Million)

Region	2017	2024	2025	2026	2027	2032	2040	CAGR (%)
Canada	xx.xx	xx.xx	xx.xx	xx.xx	xx.xx	xx.xx	xx.xx	xx.xx
Mexico	xx.xx	xx.xx	xx.xx	xx.xx	xx.xx	xx.xx	xx.xx	xx.xx
United States	xx.xx	xx.xx	xx.xx	xx.xx	xx.xx	xx.xx	xx.xx	xx.xx
Others	xx.xx	xx.xx	xx.xx	xx.xx	xx.xx	xx.xx	xx.xx	xx.xx
Total	**xx.xx**	**xx.xx**	**xx.xx**	**xx.xx**	**xx.xx**	**xx.xx**	**xx.xx**	**xx.xx**

Table 138. North America SoC & Memory Semiconductor Tester Market Size, by Tester Type, 2017-2040 (USD Million)

Tester Type	2017	2024	2025	2026	2027	2032	2040	CAGR (%)
Combined SoC & Memory Testers	xx.xx	xx.xx	xx.xx	xx.xx	xx.xx	xx.xx	xx.xx	xx.xx
Memory Testers	xx.xx	xx.xx	xx.xx	xx.xx	xx.xx	xx.xx	xx.xx	xx.xx
SoC Testers	xx.xx	xx.xx	xx.xx	xx.xx	xx.xx	xx.xx	xx.xx	xx.xx
Total	**xx.xx**	**xx.xx**	**xx.xx**	**xx.xx**	**xx.xx**	**xx.xx**	**xx.xx**	**xx.xx**

Table 139. North America SoC & Memory Semiconductor Tester Market Size, by Memory Testers, 2017-2040 (USD Million)

Memory Testers	2017	2024	2025	2026	2027	2032	2040	CAGR (%)
DRAM Testers	xx.xx	xx.xx	xx.xx	xx.xx	xx.xx	xx.xx	xx.xx	xx.xx
Multi-Family Memory Testers	xx.xx	xx.xx	xx.xx	xx.xx	xx.xx	xx.xx	xx.xx	xx.xx
Nonvolatile Memory Testers	xx.xx	xx.xx	xx.xx	xx.xx	xx.xx	xx.xx	xx.xx	xx.xx
SRAM Testers	xx.xx	xx.xx	xx.xx	xx.xx	xx.xx	xx.xx	xx.xx	xx.xx
Total	**xx.xx**	**xx.xx**	**xx.xx**	**xx.xx**	**xx.xx**	**xx.xx**	**xx.xx**	**xx.xx**

Table 140. North America SoC & Memory Semiconductor Tester Market Size, by Platform Architecture, 2017-2040 (USD Million)

Platform Architecture	2017	2024	2025	2026	2027	2032	2040	CAGR (%)
Open-Standard ATE Platforms	xx.xx	xx.xx	xx.xx	xx.xx	xx.xx	xx.xx	xx.xx	xx.xx
Proprietary ATE Platforms	xx.xx	xx.xx	xx.xx	xx.xx	xx.xx	xx.xx	xx.xx	xx.xx
Total	**xx.xx**	**xx.xx**	**xx.xx**	**xx.xx**	**xx.xx**	**xx.xx**	**xx.xx**	**xx.xx**

Table 141. North America SoC & Memory Semiconductor Tester Market Size, by Test Purpose, 2017-2040 (USD Million)

Test Purpose	2017	2024	2025	2026	2027	2032	2040	CAGR (%)
Combined Engineering and Production Testing	xx.xx	xx.xx	xx.xx	xx.xx	xx.xx	xx.xx	xx.xx	xx.xx
Engineering Evaluation and Characterization	xx.xx	xx.xx	xx.xx	xx.xx	xx.xx	xx.xx	xx.xx	xx.xx
Production Testing	xx.xx	xx.xx	xx.xx	xx.xx	xx.xx	xx.xx	xx.xx	xx.xx
Total	**xx.xx**	**xx.xx**	**xx.xx**	**xx.xx**	**xx.xx**	**xx.xx**	**xx.xx**	**xx.xx**

Table 142. North America SoC & Memory Semiconductor Tester Market Size, by Semiconductor End Market, 2017-2040 (USD Million)

Semiconductor End Market	2017	2024	2025	2026	2027	2032	2040	CAGR (%)
Aerospace and Defense	xx.xx	xx.xx	xx.xx	xx.xx	xx.xx	xx.xx	xx.xx	xx.xx
Automotive	xx.xx	xx.xx	xx.xx	xx.xx	xx.xx	xx.xx	xx.xx	xx.xx
Communications	xx.xx	xx.xx	xx.xx	xx.xx	xx.xx	xx.xx	xx.xx	xx.xx
Computing	xx.xx	xx.xx	xx.xx	xx.xx	xx.xx	xx.xx	xx.xx	xx.xx
Consumer Electronics	xx.xx	xx.xx	xx.xx	xx.xx	xx.xx	xx.xx	xx.xx	xx.xx
Industrial Electronics	xx.xx	xx.xx	xx.xx	xx.xx	xx.xx	xx.xx	xx.xx	xx.xx
Total	**xx.xx**	**xx.xx**	**xx.xx**	**xx.xx**	**xx.xx**	**xx.xx**	**xx.xx**	**xx.xx**

Table 143. North America SoC & Memory Semiconductor Tester Market Size, by Buyer Type, 2017-2040 (USD Million)

Buyer Type	2017	2024	2025	2026	2027	2032	2040	CAGR (%)
Fabless Semiconductor Companies	xx.xx	xx.xx	xx.xx	xx.xx	xx.xx	xx.xx	xx.xx	xx.xx
Integrated Device Manufacturers	xx.xx	xx.xx	xx.xx	xx.xx	xx.xx	xx.xx	xx.xx	xx.xx
Outsourced Assembly and Test Providers	xx.xx	xx.xx	xx.xx	xx.xx	xx.xx	xx.xx	xx.xx	xx.xx
Research and Academic Institutions	xx.xx	xx.xx	xx.xx	xx.xx	xx.xx	xx.xx	xx.xx	xx.xx
Semiconductor Design and IP Service Providers	xx.xx	xx.xx	xx.xx	xx.xx	xx.xx	xx.xx	xx.xx	xx.xx
Semiconductor Foundries	xx.xx	xx.xx	xx.xx	xx.xx	xx.xx	xx.xx	xx.xx	xx.xx
System Companies	xx.xx	xx.xx	xx.xx	xx.xx	xx.xx	xx.xx	xx.xx	xx.xx
Total	**xx.xx**	**xx.xx**	**xx.xx**	**xx.xx**	**xx.xx**	**xx.xx**	**xx.xx**	**xx.xx**

Table 144. North America SoC & Memory Semiconductor Tester Market Size, by Acquisition Model, 2017-2040 (USD Million)

Acquisition Model	2017	2024	2025	2026	2027	2032	2040	CAGR (%)
Equipment Leasing	xx.xx	xx.xx	xx.xx	xx.xx	xx.xx	xx.xx	xx.xx	xx.xx
Equipment Purchase	xx.xx	xx.xx	xx.xx	xx.xx	xx.xx	xx.xx	xx.xx	xx.xx
Total	**xx.xx**	**xx.xx**	**xx.xx**	**xx.xx**	**xx.xx**	**xx.xx**	**xx.xx**	**xx.xx**

Table 145. North America SoC & Memory Semiconductor Tester Market Size, by Sales Channel, 2017-2040 (USD Million)

Sales Channel	2017	2024	2025	2026	2027	2032	2040	CAGR (%)
Direct Sales	xx.xx	xx.xx	xx.xx	xx.xx	xx.xx	xx.xx	xx.xx	xx.xx
Distributor and Reseller Sales	xx.xx	xx.xx	xx.xx	xx.xx	xx.xx	xx.xx	xx.xx	xx.xx
Total	**xx.xx**	**xx.xx**	**xx.xx**	**xx.xx**	**xx.xx**	**xx.xx**	**xx.xx**	**xx.xx**

Table 146. North America SoC & Memory Semiconductor Tester Market Size, by Test Insertion, 2017-2040 (USD Million)

Test Insertion	2017	2024	2025	2026	2027	2032	2040	CAGR (%)
In-Process Assembly Test	xx.xx	xx.xx	xx.xx	xx.xx	xx.xx	xx.xx	xx.xx	xx.xx
Multi-Insertion Test	xx.xx	xx.xx	xx.xx	xx.xx	xx.xx	xx.xx	xx.xx	xx.xx
Packaged-Device Test	xx.xx	xx.xx	xx.xx	xx.xx	xx.xx	xx.xx	xx.xx	xx.xx
Singulated-Die Test	xx.xx	xx.xx	xx.xx	xx.xx	xx.xx	xx.xx	xx.xx	xx.xx
Wafer-Level Test	xx.xx	xx.xx	xx.xx	xx.xx	xx.xx	xx.xx	xx.xx	xx.xx
Total	**xx.xx**	**xx.xx**	**xx.xx**	**xx.xx**	**xx.xx**	**xx.xx**	**xx.xx**	**xx.xx**

Sources & Evidence

1. Advantest - FY2024 Consolidated Financial Results Presentation, April 25, 2025

   • Evidence informing the 2023 market-value input; displayed series and growth include calculations: Quarterly product-revenue disclosures support calendar-2023 totals of JPY xx.xx for SoC testers and JPY xx.xx for memory testers, before modeled scope adjustments. ([advantest.com](https://www.advantest.com/document/en/investors/ir-library/result/JE_BIZ_250425_slide.pdf))

   • Evidence informing the 2024 market-value input; displayed series and growth include calculations: Quarterly product-revenue disclosures support calendar-2024 totals of JPY xx.xx for SoC testers and JPY xx.xx for memory testers; handling, services and system-level testing are disclosed separately. ([advantest.com](https://www.advantest.com/document/en/investors/ir-library/result/JE_BIZ_250425_slide.pdf))

2. Advantest - FY2025 Third Quarter Financial Results Presentation, January 28, 2026

- Evidence informing the 2025 market-value input; displayed series and growth include calculations: The disclosed January-March 2025 quarter and April-December 2025 quarters produce calendar-2025 SoC tester revenue of JPY xx.xx and memory tester revenue of JPY xx.xx. These are supplier revenues, not a published global market total. ([advantest.com](https://www.advantest.com/document/en/investors/ir-library/result/JE_BIZ_260128_slide.pdf))
- Evidence informing base-year allocation inputs; displayed values and growth are calculated: Quarterly ship-to records calibrate the Americas destination proxy; equipment scope and regional subdivision remain modeled.
- Evidence informing base-year allocation inputs; displayed values and growth are calculated: Quarterly product disclosures reconstruct calendar-2025 SoC revenue of JPY xx.xx, before the inherited eligible-SoC scope deduction.
- Evidence informing base-year allocation inputs; displayed values and growth are calculated: Quarterly memory revenue totals JPY xx.xx for calendar 2025, anchoring the memory equipment pool rather than a published global share.
- Evidence informing base-year allocation inputs; displayed values and growth are calculated: January-March memory revenue of JPY xx.xx supports the fiscal-to-calendar application-mix bridge.
- Evidence informing base-year allocation inputs; displayed values and growth are calculated: Quarterly SoC revenues of JPY xx.xx, xx.xx, xx.xx and xx.xx reconstruct calendar-2025 revenue of JPY xx.xx, the supplier revenue ceiling used for modeled eligible OPENSTAR attribution. ([advantest.com](https://www.advantest.com/document/en/investors/ir-library/result/JE_BIZ_260128_slide.pdf))
- Evidence informing base-year allocation inputs; displayed values and growth are calculated: Reported quarters support the calendar-2025 SoC revenue bridge used to estimate Computing's equipment weight. ([advantest.com](https://www.advantest.com/document/en/investors/ir-library/result/JE_BIZ_260128_slide.pdf))
- Evidence informing base-year allocation inputs; displayed values and growth are calculated: The same quarterly equipment revenues constrain the combined Computing/Communications budget before modeled separation. ([advantest.com](https://www.advantest.com/document/en/investors/ir-library/result/JE_BIZ_260128_slide.pdf))
- Evidence informing base-year allocation inputs; displayed values and growth are calculated: The quarterly product table independently reproduces calendar-2025 SoC revenue of JPY xx.xx and memory revenue of JPY xx.xx. These constrain the inherited equipment-revenue scale but do not disclose an acquisition-model split. ([advantest.com](https://www.advantest.com/document/en/investors/ir-library/result/JE_BIZ_260128_slide.pdf))
- Evidence informing base-year allocation inputs; displayed values and growth are calculated: Quarterly product disclosures reconstruct calendar-2025 SoC revenue of JPY xx.xx and memory revenue of JPY xx.xx, supporting the retained scoped manufacturer budget rather than an observed channel share. ([advantest.com](https://www.advantest.com/document/en/investors/ir-library/result/JE_BIZ_260128_slide.pdf))
- Evidence informing base-year allocation inputs; displayed values and growth are calculated: The manufacturer equipment budget provides the economic scale against which inherited intermediary penetration is allocated; the presentation does not quantify reseller receipts. ([advantest.com](https://www.advantest.com/document/en/investors/ir-library/result/JE_BIZ_260128_slide.pdf))
- Evidence informing base-year allocation inputs; displayed values and growth are calculated: Quarterly memory-system receipts reconstruct calendar-2025 revenue of JPY xx.xx, an input to the shared diversified-memory equipment budget.
- Evidence informing forecast-year allocation inputs; displayed values and growth are calculated: Quarterly memory-system receipts reconstruct calendar-2025 revenue of JPY xx.xx, an input to the shared diversified-memory equipment budget.
- Evidence informing base-year allocation inputs; displayed values and growth are calculated: The observed memory receipts constrain the parent purchasing budget from which the modeled intermediate-assembly portion is attributed; no insertion split is disclosed.
- Evidence informing forecast-year allocation inputs; displayed values and growth are calculated: The observed memory receipts constrain the parent purchasing budget from which the modeled intermediate-assembly portion is attributed; no insertion split is disclosed.
- Evidence informing base-year allocation inputs; displayed values and growth are calculated: Product-line receipts support the common equipment-budget bridge carried into the package-test allocation and its forecast starting weights.
- Evidence informing forecast-year allocation inputs; displayed values and growth are calculated: Product-line receipts support the common equipment-budget bridge carried into the package-test allocation and its forecast starting weights.

3. Advantest - FY2026 First Quarter Financial Results Presentation, July 29, 2026

· Evidence informing the 2026 market-value input; displayed series and growth include calculations: The presentation reports January-March 2026 SoC/memory revenues of JPY xx.xx/xx.xx and April-June revenues of JPY xx.xx/xx.xx. July guidance forecasts fiscal-2026 SoC/memory revenues of JPY xx.xx/xx.xx and supplies the fiscal-to-calendar bridge. Guidance is not realized revenue. ([advantest.com](https://www.advantest.com/document/en/investors/ir-library/result/JE_BIZ_260729_slide.pdf))

· Evidence informing the 2040 market-value input; displayed series and growth include calculations: Current equipment revenue and company-specific capacity plans constrain the forecast starting point, not the assumed long-run growth rate or the 2040 result. ([advantest.com](https://www.advantest.com/document/en/investors/ir-library/result/JE_BIZ_260729_slide.pdf))

· Evidence informing forecast-year allocation inputs; displayed values and growth are calculated: Actual quarterly SoC revenue and FY2026 product guidance constrain the inherited 2026 supplier bridge used to forecast relative category weights.

· Evidence informing forecast-year allocation inputs; displayed values and growth are calculated: January-March and April-June memory revenue of JPY xx.xx/xx.xx and FY2026 guidance of JPY xx.xx constrain the calendar bridge.

· Evidence informing base-year allocation inputs; displayed values and growth are calculated: Rounded fiscal DRAM mixes are xx.xx% for FY2024 and xx.xx% for FY2025; FY2026 guidance is xx.xx%. Calendar conversion and co-primary deductions are modeled.

· Evidence informing forecast-year allocation inputs; displayed values and growth are calculated: Rounded fiscal DRAM mixes are xx.xx% for FY2024 and xx.xx% for FY2025; FY2026 guidance is xx.xx%. Calendar conversion and co-primary deductions are modeled.

· Evidence informing base-year allocation inputs; displayed values and growth are calculated: Corresponding nonvolatile mixes are xx.xx%, xx.xx% and guided xx.xx%, qualifying an exclusively DRAM-led outlook without verifying future global shares.

· Evidence informing forecast-year allocation inputs; displayed values and growth are calculated: Corresponding nonvolatile mixes are xx.xx%, xx.xx% and guided xx.xx%, qualifying an exclusively DRAM-led outlook without verifying future global shares.

· Evidence informing base-year allocation inputs; displayed values and growth are calculated: Own SoC sales mix is approximately xx.xx% Computing/Communications in FY24 and xx.xx% in FY25; 2026 demand commentary constrains forecast direction, not the final share. ([advantest.com](https://www.advantest.com/document/en/investors/ir-library/result/JE_BIZ_260729_slide.pdf))

· Evidence informing forecast-year allocation inputs; displayed values and growth are calculated: Own SoC sales mix is approximately xx.xx% Computing/Communications in FY24 and xx.xx% in FY25; 2026 demand commentary constrains forecast direction, not the final share. ([advantest.com](https://www.advantest.com/document/en/investors/ir-library/result/JE_BIZ_260729_slide.pdf))

· Evidence informing base-year allocation inputs; displayed values and growth are calculated: Reported combined application proportions constrain the common budget; the separate Communications allocation and future mix remain modeled. ([advantest.com](https://www.advantest.com/document/en/investors/ir-library/result/JE_BIZ_260729_slide.pdf))

· Evidence informing forecast-year allocation inputs; displayed values and growth are calculated: Reported combined application proportions constrain the common budget; the separate Communications allocation and future mix remain modeled. ([advantest.com](https://www.advantest.com/document/en/investors/ir-library/result/JE_BIZ_260729_slide.pdf))

4. Teradyne, Inc. - Form 10-K for the Year Ended December 31, 2025
   - Evidence informing the 2023 market-value input; displayed series and growth include calculations: The revenue-disaggregation table reports 2023 point-in-time SoC revenue of USD xx.xx and memory revenue of USD xx.xx. Replacement parts require a further modeled deduction. ([investors.teradyne.com](https://investors.teradyne.com/sec-filings/all-sec-filings/content/xx.xx-xx.xx-xx.xx/xx.xx-xx.xx-xx.xx.pdf))
   - Evidence informing the 2024 market-value input; displayed series and growth include calculations: The filing reports 2024 point-in-time SoC revenue of USD xx.xx and memory revenue of USD xx.xx separately from over-time revenue and IST. ([investors.teradyne.com](https://investors.teradyne.com/sec-filings/all-sec-filings/content/xx.xx-xx.xx-xx.xx/xx.xx-xx.xx-xx.xx.pdf))
   - Evidence informing the 2025 market-value input; displayed series and growth include calculations: The filing reports 2025 point-in-time SoC revenue of USD xx.xx and memory revenue of USD xx.xx. Point-in-time recognition includes products and replacement parts and is therefore an equipment proxy rather than an exact complete-system subtotal. ([investors.teradyne.com](https://investors.teradyne.com/sec-filings/all-sec-filings/content/xx.xx-xx.xx-xx.xx/xx.xx-xx.xx-xx.xx.pdf))
   - Evidence informing base-year allocation inputs; displayed values and growth are calculated: Customer-site geography and broader revenue disclosures support the scoped national destination bridge.
   - Evidence informing base-year allocation inputs; displayed values and growth are calculated: Customer-site attribution distinguishes receiving locations from specifying customer headquarters.
   - Evidence informing base-year allocation inputs; displayed values and growth are calculated: 2025 point-in-time SoC revenue is USD xx.xx; equipment and eligible-device deductions remain modeled.
   - Evidence informing base-year allocation inputs; displayed values and growth are calculated: 2025 point-in-time memory revenue is USD xx.xx; replacement parts require the inherited equipment adjustment.
   - Evidence informing base-year allocation inputs; displayed values and growth are calculated: The filing identifies DRAM/HBM commercial activity; it does not disclose the modeled annual DRAM configuration fraction.
   - Evidence informing base-year allocation inputs; displayed values and growth are calculated: Magnum flash-memory activity supports nonvolatile category participation, not the assumed annual sales fraction.
   - Evidence informing base-year allocation inputs; displayed values and growth are calculated: Separately reported specifying and purchasing customers support treating commercial roles distinctly, without adding overlapping customer percentages.
   - Evidence informing forecast-year allocation inputs; displayed values and growth are calculated: Separately reported specifying and purchasing customers support treating commercial roles distinctly, without adding overlapping customer percentages.
   - Evidence informing base-year allocation inputs; displayed values and growth are calculated: Reported 2024-2025 product revenues supply a realized-demand challenge, but do not identify engineering-only sales; the allocation retains this attribution limitation. ([investors.teradyne.com](https://investors.teradyne.com/sec-filings/all-sec-filings/content/xx.xx-xx.xx-xx.xx/xx.xx-xx.xx-xx.xx.pdf))
   - Evidence informing forecast-year allocation inputs; displayed values and growth are calculated: Reported 2024-2025 product revenues supply a realized-demand challenge, but do not identify engineering-only sales; the allocation retains this attribution limitation. ([investors.teradyne.com](https://investors.teradyne.com/sec-filings/all-sec-filings/content/xx.xx-xx.xx-xx.xx/xx.xx-xx.xx-xx.xx.pdf))
   - Evidence informing base-year allocation inputs; displayed values and growth are calculated: Point-in-time SoC revenue grew approximately xx.xx% while memory declined approximately xx.xx%, qualifying uniform-growth assumptions rather than directly establishing purpose shares. ([investors.teradyne.com](https://investors.teradyne.com/sec-filings/all-sec-filings/content/xx.xx-xx.xx-xx.xx/xx.xx-xx.xx-xx.xx.pdf))
   - Evidence informing forecast-year allocation inputs; displayed values and growth are calculated: Point-in-time SoC revenue grew approximately xx.xx% while memory declined approximately xx.xx%, qualifying uniform-growth assumptions rather than directly establishing purpose shares. ([investors.teradyne.com](https://investors.teradyne.com/sec-filings/all-sec-filings/content/xx.xx-xx.xx-xx.xx/xx.xx-xx.xx-xx.xx.pdf))
   - Evidence informing base-year allocation inputs; displayed values and growth are calculated: Distinguishes platform specifiers from purchasing customers, supporting the requirement for an accepted joint remit rather than inferring it from platform selection. ([investors.teradyne.com](https://investors.teradyne.com/sec-filings/all-sec-filings/content/xx.xx-xx.xx-xx.xx/xx.x

5. Teradyne, Inc. - Form 10-Q for the Quarterly Period Ended June 28, 2026
   - Evidence informing the 2026 market-value input; displayed series and growth include calculations: First-half 2026 point-in-time revenue was USD xx.xx for SoC and USD xx.xx for memory. Comparable first-half 2025 amounts were USD xx.xx and USD xx.xx independently establishing strong realized growth before the modeled second half. ([investors.teradyne.com](https://investors.teradyne.com/sec-filings/all-sec-filings/content/xx.xx-xx.xx-xx.xx/xx.xx-xx.xx-xx.xx.pdf))
   - Evidence informing forecast-year allocation inputs; displayed values and growth are calculated: First-half 2026 point-in-time SoC revenue of USD xx.xx anchors the scoped and annualized SoC forecast input.
   - Evidence informing forecast-year allocation inputs; displayed values and growth are calculated: First-half 2026 point-in-time memory revenue of USD xx.xx anchors the memory forecast pool; second-half realization remains assumed.
   - Evidence informing forecast-year allocation inputs; displayed values and growth are calculated: The observed memory pool constrains the forecast numerator to which the explicitly assumed small SRAM fraction is applied; SRAM sales are not separately disclosed.
   - Evidence informing forecast-year allocation inputs; displayed values and growth are calculated: The observed memory pool constrains modeled multi-family attribution, but does not independently establish co-primary configuration sales.
   - Evidence informing forecast-year allocation inputs; displayed values and growth are calculated: The scoped memory forecast pool supplies one bounded source of combined-configuration value; the co-primary fraction remains assumed.
6. Cohu, Inc. - Form 10-K for the Fiscal Year Ended December 27, 2025
   - Evidence informing the 2023 market-value input; displayed series and growth include calculations: Cohu reports 2023 systems-semiconductor test and inspection revenue of USD xx.xx. Only an assumed complete-tester and eligible-device portion enters this market. ([sec.gov](https://www.sec.gov/Archives/edgar/data/xx.xx/xx.xx/cohu20251227_10k.htm))
   - Evidence informing the 2024 market-value input; displayed series and growth include calculations: Cohu reports 2024 systems-semiconductor test and inspection revenue of USD xx.xx separately from non-systems revenue. ([sec.gov](https://www.sec.gov/Archives/edgar/data/xx.xx/xx.xx/cohu20251227_10k.htm))
   - Evidence informing the 2025 market-value input; displayed series and growth include calculations: Cohu reports 2025 systems-semiconductor test and inspection revenue of USD xx.xx. Automation, inspection, interfaces and recurring services prevent attribution of the whole company to SoC testers. ([sec.gov](https://www.sec.gov/Archives/edgar/data/xx.xx/xx.xx/cohu20251227_10k.htm))
   - Evidence informing base-year allocation inputs; displayed values and growth are calculated: Cohu describes a primarily direct commercial model supported by targeted independent representatives, supporting direct attribution where the manufacturer remains the contractual seller. ([sec.gov](https://www.sec.gov/Archives/edgar/data/xx.xx/xx.xx/cohu20251227_10k.htm))
   - Evidence informing forecast-year allocation inputs; displayed values and growth are calculated: Cohu describes a primarily direct commercial model supported by targeted independent representatives, supporting direct attribution where the manufacturer remains the contractual seller. ([sec.gov](https://www.sec.gov/Archives/edgar/data/xx.xx/xx.xx/cohu20251227_10k.htm))
   - Evidence informing base-year allocation inputs; displayed values and growth are calculated: Independent-representative commissions are identified in selling expenses; representation alone does not establish title-taking equipment resale or a numerical distributor share. ([sec.gov](https://www.sec.gov/Archives/edgar/data/xx.xx/xx.xx/cohu20251227_10k.htm))
   - Evidence informing forecast-year allocation inputs; displayed values and growth are calculated: Independent-representative commissions are identified in selling expenses; representation alone does not establish title-taking equipment resale or a numerical distributor share. ([sec.gov](https://www.sec.gov/Archives/edgar/data/xx.xx/xx.xx/cohu20251227_10k.htm))

7. Hangzhou Changchuan Technology Co., Ltd. - 2025 Annual Report
   - Evidence informing the 2024 market-value input; displayed series and growth include calculations: The product table reports 2024 tester revenue of CNY xx.xx, distinct from handlers and other products. Its SoC-eligible portion remains modeled. ([static.cninfo.com.cn](https://static.cninfo.com.cn/finalpage/2026-xx.xx-xx.xx/xx.xx.PDF))
   - Evidence informing the 2025 market-value input; displayed series and growth include calculations: The product table reports 2025 tester revenue of CNY xx.xx. The filing's broader analog and digital portfolio requires a scope adjustment rather than inclusion of all tester revenue. ([static.cninfo.com.cn](https://static.cninfo.com.cn/finalpage/2026-xx.xx-xx.xx/xx.xx.PDF))
8. YC Corporation - Business Report for the Year Ended December 31, 2025
   - Evidence informing the 2023 market-value input; displayed series and growth include calculations: The sales table reports KRW xx.xx for the 2023 memory-wafer-tester, semiconductor-equipment, parts, modification and related category. Complete-equipment attribution requires a deduction. ([kind.krx.co.kr](https://kind.krx.co.kr/external/2026/xx.xx/xx.xx/xx.xx/xx.xx/xx.xx.htm))
   - Evidence informing the 2024 market-value input; displayed series and growth include calculations: The comparable 2024 category revenue is KRW xx.xx, not an independently isolated complete-tester total. ([kind.krx.co.kr](https://kind.krx.co.kr/external/2026/xx.xx/xx.xx/xx.xx/xx.xx/xx.xx.htm))
   - Evidence informing the 2025 market-value input; displayed series and growth include calculations: The comparable 2025 category revenue is KRW xx.xx. Parts, modifications and other equipment remain a material scope uncertainty. ([kind.krx.co.kr](https://kind.krx.co.kr/external/2026/xx.xx/xx.xx/xx.xx/xx.xx/xx.xx.htm))
   - Evidence informing base-year allocation inputs; displayed values and growth are calculated: YC reports KRW xx.xx in a broad memory-wafer-tester, parts, modification and related revenue category, constraining the inherited equipment budget.
   - Evidence informing base-year allocation inputs; displayed values and growth are calculated: The company's own business description establishes DRAM equipment activity; the assumed xx.xx% allocation is not disclosed.
   - Evidence informing base-year allocation inputs; displayed values and growth are calculated: NAND equipment participation establishes the nonvolatile commercial mapping; the assumed xx.xx% allocation is not an observed split.
9. Chroma ESG - About Chroma: 2025 Group Financial and Operating Profile
   - Evidence informing the 2025 market-value input; displayed series and growth include calculations: Chroma's own disclosure states 2025 group consolidated revenue of USD xx.xx. This broad corporate amount constrains, but does not directly measure, its eligible complete-SoC-tester revenue. ([csr.chromaate.com](https://csr.chromaate.com/en/esg-en/green-chroma-en/brand-en))
10. Chroma ESG - Green Revenue and Financial Performance, 2025
    - Evidence informing the 2024 market-value input; displayed series and growth include calculations: Chroma reports 2025 consolidated revenue growth of xx.xx%. The model uses this company growth rate to backcast its small 2024 scoped revenue budget at a constant conversion basis, not as an observed 2024 tester subtotal. ([csr.chromaate.com](https://csr.chromaate.com/en/esg-en/green-chroma-en/green-revenue-en))
    - Evidence informing the 2025 market-value input; displayed series and growth include calculations: The disclosure distinguishes broad measurement products and SLT demand, reinforcing the need to exclude unrelated corporate revenue from the SoC/memory tester estimate. ([csr.chromaate.com](https://csr.chromaate.com/en/esg-en/green-chroma-en/green-revenue-en))

11. Federal Reserve Board - Foreign Exchange Rates, G.5A, January 5, 2026

    · Evidence informing the 2023 market-value input; displayed series and growth include calculations: The official annual-average exchange-rate release supplies the currency-conversion benchmark; the model uses JPY xx.xx per USD for its large calendar-2023 Japanese revenue anchor and an explicitly rounded KRW conversion for the smaller Korean budget. ([fred.stlouisfed.org](https://fred.stlouisfed.org/series/AEXJPUS/))

    · Evidence informing the 2024 market-value input; displayed series and growth include calculations: The model uses JPY xx.xx per USD for calendar 2024; small CNY and KRW budgets use disclosed approximate conversion assumptions close to the official annual averages. ([fred.stlouisfed.org](https://fred.stlouisfed.org/series/AEXJPUS/))

    · Evidence informing the 2025 market-value input; displayed series and growth include calculations: The model uses JPY xx.xx per USD for calendar 2025. CNY xx.xx and KRW xx.xx per USD are rounded modeling conventions, not the release's exact observations. ([fred.stlouisfed.org](https://fred.stlouisfed.org/series/AEXJPUS/))

12. SEMI - 2018 Global Semiconductor Equipment Sales Jump to Record USD 64.5 Billion

    · Evidence informing the 2017 market-value input; displayed series and growth include calculations: The association's member-billings release reports xx.xx% growth in total test equipment sales in 2018. Its inverse supplies the 2017 historical proxy; it is not a direct observation of the narrower captured market. ([www1.semi.org](https://www1.semi.org/en/2018-global-semiconductor-equipment-sales-jump-record-xx.xx-billion))

    · Evidence informing the 2018 market-value input; displayed series and growth include calculations: The release reports approximately USD xx.xx of total semiconductor-equipment sales in 2018, used only with the 2019 equipment total as a disclosed broad-cycle proxy. ([www1.semi.org](https://www1.semi.org/en/2018-global-semiconductor-equipment-sales-jump-record-xx.xx-billion))

13. SEMI - 2020 Global Semiconductor Equipment Sales Surge 19% to Industry Record USD 71.2 Billion

    · Evidence informing the 2018 market-value input; displayed series and growth include calculations: The release reports 2019 total equipment billings of USD xx.xx. Relative to the published approximate 2018 total, this supplies a broad-equipment downturn proxy, not an observed SoC/memory tester growth rate. ([semi.org](https://www.semi.org/en/news-media-press/semi-press-releases/annual-global-semiconductor-equipment-sales))

    · Evidence informing the 2019 market-value input; displayed series and growth include calculations: Reported 2020 total-test-equipment growth of xx.xx% supplies the inverse bridge into 2019. ([semi.org](https://www.semi.org/en/news-media-press/semi-press-releases/annual-global-semiconductor-equipment-sales))

    · Evidence informing the 2020 market-value input; displayed series and growth include calculations: The association's member-submitted billings dataset reports xx.xx% total-test-equipment growth in 2020, used as a historical demand-cycle proxy. ([semi.org](https://www.semi.org/en/news-media-press/semi-press-releases/annual-global-semiconductor-equipment-sales))

14. SEMI - 2021 Global Semiconductor Equipment Sales Surge 44% to Industry Record USD 102.6 Billion

    · Evidence informing the 2020 market-value input; displayed series and growth include calculations: Reported total-test-equipment sales growth of xx.xx% in 2021 supports the inverse bridge from the 2021 estimate to 2020. ([semi.org](https://www.semi.org/en/news-media-press-releases/semi-press-releases/2021-global-semiconductor-equipment-sales-surge-xx.xx%xx.xx-to-industry-record-%xx.xx-billion-semi-reports))

    · Evidence informing the 2021 market-value input; displayed series and growth include calculations: The xx.xx% test-equipment increase is a member-billings observation for a broader equipment class, not the final market value returned here. ([semi.org](https://www.semi.org/en/news-media-press-releases/semi-press-releases/2021-global-semiconductor-equipment-sales-surge-xx.xx%xx.xx-to-industry-record-%xx.xx-billion-semi-reports))

15. SEMI - Global Semiconductor Equipment Billings Reach Industry Record USD 107.6 Billion in 2022

    · Evidence informing the 2021 market-value input; displayed series and growth include calculations: The release reports a xx.xx% contraction in total-test-equipment billings in 2022, supporting the inverse historical bridge into 2021. ([semi.org](https://www.semi.org/en/news-media-press-releases/semi-press-releases/global-semiconductor-equipment-billings-reach-industry-record-%xx.xx-billion-in-2022-semi-reports))

16. SEMI - Global Semiconductor Equipment Billings Slip to USD 106.3 Billion in 2023
· Evidence informing the 2023 market-value input; displayed series and growth include calculations: The xx.xx% broader test-equipment decline supplies a historical-cycle constraint and one small-supplier backcast assumption, not the target-market level.
([semi.org](https://www.semi.org/en/news-media-press-releases/semi-press-releases/global-semiconductor-equipment-billings-slip-to-%xx.xx-billion-in-2023-semi-reports))
17. SEMI - Global Semiconductor Equipment Billings Surged to USD 117 Billion in 2024
· Evidence informing the 2024 market-value input; displayed series and growth include calculations: Realized total-test-equipment billings increased xx.xx% in 2024. This independently checks the direction and approximate magnitude of the modeled target-market recovery without substituting the broader category for this market.
([semi.org](https://www.semi.org/en/semi-press-release/global-semiconductor-equipment-billings-surged-to-xx.xx-billion-dollars-in-2024-semi-reports))
18. SEMI - Global Semiconductor Equipment Billings Reached USD 135 Billion in 2025
· Evidence informing the 2025 market-value input; displayed series and growth include calculations: The association reports realized total-test-equipment billings growth of xx.xx% in 2025. The modeled target-market increase of approximately xx.xx% is directionally consistent; differing product boundaries prevent an exact reconciliation.
([semi.org](https://www.semi.org/en/SEMI-Reports-Global-Semiconductor-Equipment-Billings-Reached-xx.xx-Billion-in-2025))

19. Advantest - Annual Securities Report and Business Report for the Year Ended March 31, 2026

- Evidence informing the 2025 market-value input; displayed series and growth include calculations: Note xx.xx identifies customer operating leases of semiconductor test systems and JPY xx.xx of future payments receivable at March xx.xx 2025. This establishes a small supplier-specific leasing activity, not annual global leasing revenue. ([advantest.com](https://www.advantest.com/document/en/investors/ir-library/report/IR_SecuritiesandBusinesReport_84th_en.pdf))
- Evidence informing the 2026 market-value input; displayed series and growth include calculations: Future customer lease payments receivable were JPY xx.xx at March xx.xx 2026; disclosed terms were one to three years and noncancelable. These figures qualify any assumption that OEM leasing is necessarily large or offers flexible exit. ([advantest.com](https://www.advantest.com/document/en/investors/ir-library/report/IR_SecuritiesandBusinesReport_84th_en.pdf))
- Evidence informing base-year allocation inputs; displayed values and growth are calculated: Named NVIDIA-group customer receipts constrain direct fabless purchasing; fiscal/calendar and eligible-equipment attribution remain modeled.
- Evidence informing forecast-year allocation inputs; displayed values and growth are calculated: Named NVIDIA-group customer receipts constrain direct fabless purchasing; fiscal/calendar and eligible-equipment attribution remain modeled.
- Evidence informing base-year allocation inputs; displayed values and growth are calculated: Named TSMC customer receipts anchor the foundry purchasing model; other suppliers and foundries require explicit coverage assumptions.
- Evidence informing forecast-year allocation inputs; displayed values and growth are calculated: Named TSMC customer receipts anchor the foundry purchasing model; other suppliers and foundries require explicit coverage assumptions.
- Evidence informing base-year allocation inputs; displayed values and growth are calculated: The equipment-revenue policy recognizes product revenue when control transfers on contractual delivery or acceptance, supporting the purchase classification rather than service-revenue attribution. ([advantest.com](https://www.advantest.com/document/en/investors/ir-library/report/IR_SecuritiesandBusinesReport_84th_en.pdf))
- Evidence informing forecast-year allocation inputs; displayed values and growth are calculated: The equipment-revenue policy recognizes product revenue when control transfers on contractual delivery or acceptance, supporting the purchase classification rather than service-revenue attribution. ([advantest.com](https://www.advantest.com/document/en/investors/ir-library/report/IR_SecuritiesandBusinesReport_84th_en.pdf))
- Evidence informing base-year allocation inputs; displayed values and growth are calculated: Note xx.xx discloses customer operating leases, one-to-three-year noncancelable terms, and remaining payments of JPY xx.xx and JPY xx.xx at March xx.xx 2025 and March xx.xx 2026. These constrain contractual and adoption assumptions, not annual global leasing revenue or the final forecast share. ([advantest.com](https://www.advantest.com/document/en/investors/ir-library/report/IR_SecuritiesandBusinesReport_84th_en.pdf))
- Evidence informing forecast-year allocation inputs; displayed values and growth are calculated: Note xx.xx discloses customer operating leases, one-to-three-year noncancelable terms, and remaining payments of JPY xx.xx and JPY xx.xx at March xx.xx 2025 and March xx.xx 2026. These constrain contractual and adoption assumptions, not annual global leasing revenue or the final forecast share. ([advantest.com](https://www.advantest.com/document/en/investors/ir-library/report/IR_SecuritiesandBusinesReport_84th_en.pdf))
- Evidence informing base-year allocation inputs; displayed values and growth are calculated: Wholly owned regional test-system sales subsidiaries establish consolidated manufacturer selling, while customer operating leases establish an OEM leasing route; both support the contractual-role allocation premise. ([advantest.com](https://www.advantest.com/document/en/investors/ir-library/report/IR_SecuritiesandBusinesReport_84th_en.pdf))
- Evidence informing forecast-year allocation inputs; displayed values and growth are calculated: Wholly owned regional test-system sales subsidiaries establish consolidated manufacturer selling, while customer operating leases establish an OEM leasing route; both support the contractual-role allocation premise. ([advantest.com](https://www.advantest.com/document/en/investors/ir-library/report/IR_SecuritiesandBusinesReport_84th_en.pdf))
- Evidence informing base-year allocation inputs; displayed values and growth are calculated: Future customer lease payments of JPY xx.xx at March xx.xx 2025 and JPY xx.xx at March xx.xx 2026 are supplier-specific receivables, not annual global merchant lease revenue; they limit rather than verify the leasing assumptions. ([advantest.com](https://www.advantest.com/document/en/investors/ir-library/report/IR_SecuritiesandBusines

20. Amkor Technology, Inc. - Form 10-K for the Year Ended December 31, 2025

- Evidence informing the 2025 market-value input; displayed series and growth include calculations: Amkor reports 2025 capital expenditures of USD xx.xx versus USD xx.xx in 2024, covering packaging, testing and facilities. The amount is a buyer-spending constraint, not tester-only spending. ([sec.gov](https://www.sec.gov/Archives/edgar/data/xx.xx/xx.xx/amkr-xx.xx.htm))
- Evidence informing the 2026 market-value input; displayed series and growth include calculations: The filing's USD xx.xx-xx.xx 2026 capital-expenditure expectation is primarily increased by Arizona construction. It cannot be treated as an equivalent tester award or annual tester-market increment. ([sec.gov](https://www.sec.gov/Archives/edgar/data/xx.xx/xx.xx/amkr-xx.xx.htm))
- Evidence informing the 2028 market-value input; displayed series and growth include calculations: Standardized tester investment, customer-consigned equipment and equipment-redeployment risks qualify the conversion from announced capacity projects to incremental tester purchases. No project investment is added directly to the 2028 forecast. ([sec.gov](https://www.sec.gov/Archives/edgar/data/xx.xx/xx.xx/amkr-xx.xx.htm))
- Evidence informing the 2029 market-value input; displayed series and growth include calculations: The buyer's broad spending and commitment disclosures support retaining procurement-conversion and reuse uncertainty rather than equating project completion with tester sales. ([sec.gov](https://www.sec.gov/Archives/edgar/data/xx.xx/xx.xx/amkr-xx.xx.htm))
- Evidence informing base-year allocation inputs; displayed values and growth are calculated: The test-equipment accounting-life extension from five to seven years constrains the annualized production denominator against which engineering purchasing is compared. ([sec.gov](https://www.sec.gov/Archives/edgar/data/xx.xx/xx.xx/amkr-xx.xx.htm))
- Evidence informing forecast-year allocation inputs; displayed values and growth are calculated: The test-equipment accounting-life extension from five to seven years constrains the annualized production denominator against which engineering purchasing is compared. ([sec.gov](https://www.sec.gov/Archives/edgar/data/xx.xx/xx.xx/amkr-xx.xx.htm))
- Evidence informing base-year allocation inputs; displayed values and growth are calculated: Seven-year test-equipment accounting life anchors the selected purchasing-frequency proxy; broad capital expenditure is not treated as tester-only spending. ([sec.gov](https://www.sec.gov/Archives/edgar/data/xx.xx/xx.xx/amkr-xx.xx.htm))
- Evidence informing forecast-year allocation inputs; displayed values and growth are calculated: Seven-year test-equipment accounting life anchors the selected purchasing-frequency proxy; broad capital expenditure is not treated as tester-only spending. ([sec.gov](https://www.sec.gov/Archives/edgar/data/xx.xx/xx.xx/amkr-xx.xx.htm))
- Evidence informing base-year allocation inputs; displayed values and growth are calculated: Standardized platforms and customer-consigned testers qualify ownership and reuse attribution; these conditions do not establish accepted joint-purpose deployment. ([sec.gov](https://www.sec.gov/Archives/edgar/data/xx.xx/xx.xx/amkr-xx.xx.htm))
- Evidence informing forecast-year allocation inputs; displayed values and growth are calculated: Standardized platforms and customer-consigned testers qualify ownership and reuse attribution; these conditions do not establish accepted joint-purpose deployment. ([sec.gov](https://www.sec.gov/Archives/edgar/data/xx.xx/xx.xx/amkr-xx.xx.htm))
- Evidence informing base-year allocation inputs; displayed values and growth are calculated: The buyer reports approximately xx.xx% Computing sales and standardized tester investment, providing a representativeness and reuse check, not equipment-market weights. ([sec.gov](https://www.sec.gov/Archives/edgar/data/xx.xx/xx.xx/amkr-xx.xx.htm))
- Evidence informing forecast-year allocation inputs; displayed values and growth are calculated: The buyer reports approximately xx.xx% Computing sales and standardized tester investment, providing a representativeness and reuse check, not equipment-market weights. ([sec.gov](https://www.sec.gov/Archives/edgar/data/xx.xx/xx.xx/amkr-xx.xx.htm))
- Evidence informing base-year allocation inputs; displayed values and growth are calculated: Approximately xx.xx% Communications sales and customer-consigned equipment demonstrate why operator revenue and ownership cannot directly determine tester purchasing shares. ([sec.gov](https://www.sec.gov/Archives/edgar/data/xx.xx/xx.xx/amkr-xx.xx.htm))
- Evidence informing forecast-year allocation inputs; displayed values and growth are calculated: Approximately xx.xx% Communications sales and customer-consigned equipment demonstrate why operator revenue and ownership cannot directly determine tester purchasing shares. ([sec.gov](https://www.sec.gov/Archives/edgar/data/xx.xx/xx.xx/amkr-xx.xx.htm))
- Evidence informing base-year allocation inputs; displayed values and growth are calculated: Approximately xx.xx% Consumer sales provide a buyer-specific countercheck; shared-platform practices do not quantify

21. Amkor - Announces Phase 2 of Arizona Advanced Packaging and Test Campus, September 8, 2026
    - Evidence informing forecast-year allocation inputs; displayed values and growth are calculated: Phase-two construction and completion expectations support delayed procurement conversion, not a 2025 equipment award.
22. NIST - Appendix: The CHIPS Program Office Vision for Success, Two Years Later, January 2025
    - Evidence informing forecast-year allocation inputs; displayed values and growth are calculated: Device-manufacturing and packaging project locations constrain the national expansion opportunity; award ceilings are not tester spending.
23. Teradyne - Magnum 2 Memory Test Solution
    - Evidence informing base-year allocation inputs; displayed values and growth are calculated: Magnum xx.xx lists SRAM applications, establishing a commercial category mapping without supplying a revenue weight.
    - Evidence informing forecast-year allocation inputs; displayed values and growth are calculated: Magnum xx.xx lists SRAM applications, establishing a commercial category mapping without supplying a revenue weight.
    - Evidence informing base-year allocation inputs; displayed values and growth are calculated: DRAM, SRAM, NOR and NAND capability overlaps support mutually exclusive configuration attribution rather than adding advertised capabilities as sales.
    - Evidence informing forecast-year allocation inputs; displayed values and growth are calculated: DRAM, SRAM, NOR and NAND capability overlaps support mutually exclusive configuration attribution rather than adding advertised capabilities as sales.
    - Evidence informing base-year allocation inputs; displayed values and growth are calculated: Low-end SoC and memory applications identify a candidate combined-capability pool; actual joint customer mandates and numerical fractions remain unmeasured.
    - Evidence informing forecast-year allocation inputs; displayed values and growth are calculated: Low-end SoC and memory applications identify a candidate combined-capability pool; actual joint customer mandates and numerical fractions remain unmeasured.
    - Evidence informing base-year allocation inputs; displayed values and growth are calculated: Separately identifies an engineering configuration, supporting purpose classification and the direction of the modeled realization difference, not its exact numerical price ratio. ([teradyne.com](https://www.teradyne.com/products/magnum-xx.xx/))
    - Evidence informing forecast-year allocation inputs; displayed values and growth are calculated: Separately identifies an engineering configuration, supporting purpose classification and the direction of the modeled realization difference, not its exact numerical price ratio. ([teradyne.com](https://www.teradyne.com/products/magnum-xx.xx/))
    - Evidence informing base-year allocation inputs; displayed values and growth are calculated: Separately identifies production configurations, supporting production-purpose attribution rather than classification from family-wide capability alone. ([teradyne.com](https://www.teradyne.com/products/magnum-xx.xx/))
    - Evidence informing forecast-year allocation inputs; displayed values and growth are calculated: Separately identifies production configurations, supporting production-purpose attribution rather than classification from family-wide capability alone. ([teradyne.com](https://www.teradyne.com/products/magnum-xx.xx/))
    - Evidence informing base-year allocation inputs; displayed values and growth are calculated: Engineering programs can transfer to production versions; this supports conditional continuity but does not measure joint-purpose purchases or the forecast adoption multiplier. ([teradyne.com](https://www.teradyne.com/products/magnum-xx.xx/))
    - Evidence informing forecast-year allocation inputs; displayed values and growth are calculated: Engineering programs can transfer to production versions; this supports conditional continuity but does not measure joint-purpose purchases or the forecast adoption multiplier. ([teradyne.com](https://www.teradyne.com/products/magnum-xx.xx/))

24. Advantest - T5835 Memory Test System
    - Evidence informing base-year allocation inputs; displayed values and growth are calculated: T5835 is commercially positioned for both DRAM and NAND, supporting the cross-family classification premise but not the modeled co-primary revenue fraction.
    - Evidence informing forecast-year allocation inputs; displayed values and growth are calculated: T5835 is commercially positioned for both DRAM and NAND, supporting the cross-family classification premise but not the modeled co-primary revenue fraction.
25. Advantest - T5503HS2 Memory Test System
    - Evidence informing base-year allocation inputs; displayed values and growth are calculated: DRAM/HBM product positioning establishes category mapping; the documented installed-T5503 upgrade path supports retaining upgrade-substitution uncertainty rather than assuming universal replacement.
    - Evidence informing forecast-year allocation inputs; displayed values and growth are calculated: DRAM/HBM product positioning establishes category mapping; the documented installed-T5503 upgrade path supports retaining upgrade-substitution uncertainty rather than assuming universal replacement.
26. Advantest will Showcase Latest Memory Test Solutions at Future of Memory and Storage 2024
    - Evidence informing base-year allocation inputs; displayed values and growth are calculated: The August xx.xx 2024 announcement identifies T5835 among promoted memory offerings, establishing pre-base-year commercial positioning without proving customer acceptance or sales mix.
27. Advantest - V93000 SoC Test Systems
    - Evidence informing base-year allocation inputs; displayed values and growth are calculated: Advantest classifies V93000 as a SoC Test System, supporting the commercial mapping of its reported SoC equipment pool without establishing a sales percentage.
    - Evidence informing forecast-year allocation inputs; displayed values and growth are calculated: Advantest classifies V93000 as a SoC Test System, supporting the commercial mapping of its reported SoC equipment pool without establishing a sales percentage.
    - Evidence informing base-year allocation inputs; displayed values and growth are calculated: V93000 documentation identifies reusable programs and interface hardware across generations and supplier-developed SmarTest software. These support the retained-investment condition, not a measured switching rate or forecast share. ([advantest.com](https://www.advantest.com/en/products/semiconductor-test-system/soc/v93000/))
    - Evidence informing forecast-year allocation inputs; displayed values and growth are calculated: V93000 documentation identifies reusable programs and interface hardware across generations and supplier-developed SmarTest software. These support the retained-investment condition, not a measured switching rate or forecast share. ([advantest.com](https://www.advantest.com/en/products/semiconductor-test-system/soc/v93000/))
28. Emerson Electric Co. - Form 10-K for the Year Ended September 30, 2025
    - Evidence informing base-year allocation inputs; displayed values and growth are calculated: Reported Test & Measurement sales of USD xx.xx in FY2025 and USD xx.xx in FY2024 constrain the broad NI revenue proxy, not complete SoC/memory tester revenue. ([ir.emerson.com](https://ir.emerson.com/sec-filings/all-sec-filings/content/xx.xx-xx.xx-xx.xx/emr-xx.xx.htm))
29. Emerson Electric Co. - Form 10-Q for the Quarter Ended December 31, 2025
    - Evidence informing base-year allocation inputs; displayed values and growth are calculated: December-quarter Test & Measurement sales of USD xx.xx versus USD xx.xx supply the approximate calendar bridge. Prior-period segment presentation was reclassified, limiting level comparability. ([sec.gov](https://www.sec.gov/Archives/edgar/data/xx.xx/xx.xx/emr-xx.xx.htm))
30. National Instruments Corporation - 2022 Annual Report
    - Evidence informing base-year allocation inputs; displayed values and growth are calculated: Semiconductor and Electronics represented approximately xx.xx% of NI's 2022 revenue, with approximately half from production test and half from R&D test. These historical mix observations calibrate, but do not verify, the 2025 scoped equipment budget. ([sec.gov](https://www.sec.gov/Archives/edgar/data/xx.xx/xx.xx/ny20006399x3_ars.pdf))

31. Advantest - FY2025 Financial Briefing, April 27, 2026

· Evidence informing base-year allocation inputs; displayed values and growth are calculated: Automotive/industrial/consumer/DDIC represented approximately xx.xx% and xx.xx% of fiscal SoC sales in FY2024 and FY2025, rounded to five-percentage-point increments. These application proportions constrain the mainstream equipment attribution. ([advantest.com](https://www.advantest.com/document/en/investors/ir-library/result/JE_BIZ_260427_slide.pdf))

· Evidence informing forecast-year allocation inputs; displayed values and growth are calculated: Automotive/industrial/consumer/DDIC represented approximately xx.xx% and xx.xx% of fiscal SoC sales in FY2024 and FY2025, rounded to five-percentage-point increments. These application proportions constrain the mainstream equipment attribution. ([advantest.com](https://www.advantest.com/document/en/investors/ir-library/result/JE_BIZ_260427_slide.pdf))

· Evidence informing base-year allocation inputs; displayed values and growth are calculated: Fiscal SoC sales increased from JPY xx.xx to JPY xx.xx, while computing/communications represented approximately xx.xx% of FY2025 SoC sales. This supports differentiated application-growth assumptions, not a directly observed proprietary share or future allocation. ([advantest.com](https://www.advantest.com/document/en/investors/ir-library/result/JE_BIZ_260427_slide.pdf))

· Evidence informing forecast-year allocation inputs; displayed values and growth are calculated: Fiscal SoC sales increased from JPY xx.xx to JPY xx.xx, while computing/communications represented approximately xx.xx% of FY2025 SoC sales. This supports differentiated application-growth assumptions, not a directly observed proprietary share or future allocation. ([advantest.com](https://www.advantest.com/document/en/investors/ir-library/result/JE_BIZ_260427_slide.pdf))

32. Advantest - Annual Report 2005

· Evidence informing base-year allocation inputs; displayed values and growth are calculated: The report identifies T2000's OPENSTAR basis and publicly available specifications developed through the Semiconductor Test Consortium. This supports historical standards classification only; its historical market-share statements are not used. ([www3.advantest.com](https://www3.advantest.com/documents/xx.xx/xx.xx/pdf_investor_AR2005_en.pdf))

· Evidence informing forecast-year allocation inputs; displayed values and growth are calculated: The report identifies T2000's OPENSTAR basis and publicly available specifications developed through the Semiconductor Test Consortium. This supports historical standards classification only; its historical market-share statements are not used. ([www3.advantest.com](https://www3.advantest.com/documents/xx.xx/xx.xx/pdf_investor_AR2005_en.pdf))

33. Advantest - What Is ATE (Automated Test Equipment)? Roles, Systems & Future Outlook

· Evidence informing base-year allocation inputs; displayed values and growth are calculated: Current company positioning identifies T2000 as open architecture and associates it with microcontroller and automotive applications, supporting continuity of the classification premise without measuring sales. ([advantest.com](https://www.advantest.com/en/semiconductor-basics/automated-test-equipment/))

· Evidence informing forecast-year allocation inputs; displayed values and growth are calculated: Current company positioning identifies T2000 as open architecture and associates it with microcontroller and automotive applications, supporting continuity of the classification premise without measuring sales. ([advantest.com](https://www.advantest.com/en/semiconductor-basics/automated-test-equipment/))

· Evidence informing base-year allocation inputs; displayed values and growth are calculated: The company distinguishes V93000's supplier-specific architecture from T2000's open-architecture positioning, supporting platform-level rather than supplier-wide classification. ([advantest.com](https://www.advantest.com/en/semiconductor-basics/automated-test-equipment/))

· Evidence informing forecast-year allocation inputs; displayed values and growth are calculated: The company distinguishes V93000's supplier-specific architecture from T2000's open-architecture positioning, supporting platform-level rather than supplier-wide classification. ([advantest.com](https://www.advantest.com/en/semiconductor-basics/automated-test-equipment/))

34. NI - What Is the Semiconductor Test System (STS)?

· Evidence informing base-year allocation inputs; displayed values and growth are calculated: STS is an integrated PXI-based ATE offering with broad RF, mixed-signal and MEMS positioning. This establishes the architecture and turnkey commercial model while requiring deductions for applications outside the captured SoC/memory boundary. ([ni.com](https://www.ni.com/en/shop/electronic-test-instrumentation/what-is-the-semiconductor-test-system.html))

· Evidence informing forecast-year allocation inputs; displayed values and growth are calculated: STS is an integrated PXI-based ATE offering with broad RF, mixed-signal and MEMS positioning. This establishes the architecture and turnkey commercial model while requiring deductions for applications outside the captured SoC/memory boundary. ([ni.com](https://www.ni.com/en/shop/electronic-test-instrumentation/what-is-the-semiconductor-test-system.html))

35. Marvin Test Solutions - PXIe Semiconductor Test System, TS-960e Series

· Evidence informing base-year allocation inputs; displayed values and growth are calculated: TS-960e is marketed as a complete integrated PXI Express semiconductor system for SoC applications, including proprietary application elements. It establishes commercial category participation, not the modeled smaller-system shipment count or price. ([marvintest.com](https://www.marvintest.com/Product/TS-960e-Series))

36. Emerson Electric Co. - Form 10-Q for the Quarter Ended June 30, 2026

· Evidence informing forecast-year allocation inputs; displayed values and growth are calculated: Nine-month Test & Measurement revenue of USD xx.xx versus USD xx.xx provides the broad growth calibration for the assumed 2026 eligible-equipment increase. Semiconductor and aerospace/defense both contributed, so the disclosure does not isolate open-standard SoC/memory sales. ([ir.emerson.com](https://ir.emerson.com/sec-filings/all-sec-filings/content/xx.xx-xx.xx-xx.xx/emr-xx.xx.htm))

37. PXI Systems Alliance - What Is PXI

· Evidence informing base-year allocation inputs; displayed values and growth are calculated: The association defines PXI as an open modular standard with a multi-vendor ecosystem and distinguishes its building blocks from completed application systems. This supports the governing-architecture boundary, not sales weights. ([pxisa.org](https://pxisa.org/what-is-pxi/))

· Evidence informing forecast-year allocation inputs; displayed values and growth are calculated: The association defines PXI as an open modular standard with a multi-vendor ecosystem and distinguishes its building blocks from completed application systems. This supports the governing-architecture boundary, not sales weights. ([pxisa.org](https://pxisa.org/what-is-pxi/))

38. Test Services - UTAC Group
    - Evidence informing base-year allocation inputs; displayed values and growth are calculated: Reports xx.xx+ test engineers alongside 2,000+ testers, anchoring the engineering-station proxy used in the base model and carried into the forecast; it does not disclose purpose sales shares. ([utacgroup.com](https://utacgroup.com/test-services/))
    - Evidence informing forecast-year allocation inputs; displayed values and growth are calculated: Reports xx.xx+ test engineers alongside 2,000+ testers, anchoring the engineering-station proxy used in the base model and carried into the forecast; it does not disclose purpose sales shares. ([utacgroup.com](https://utacgroup.com/test-services/))
    - Evidence informing base-year allocation inputs; displayed values and growth are calculated: The 2,000+ tester fleet provides an operator-stock benchmark that is converted to annual value only through the disclosed purchasing-frequency assumptions. ([utacgroup.com](https://utacgroup.com/test-services/))
    - Evidence informing forecast-year allocation inputs; displayed values and growth are calculated: The 2,000+ tester fleet provides an operator-stock benchmark that is converted to annual value only through the disclosed purchasing-frequency assumptions. ([utacgroup.com](https://utacgroup.com/test-services/))
    - Evidence informing base-year allocation inputs; displayed values and growth are calculated: Advertises engineering services and production testing within the same business, supporting commercial coexistence but not the assumed accepted joint-purpose percentage or future adoption. ([utacgroup.com](https://utacgroup.com/test-services/))
    - Evidence informing forecast-year allocation inputs; displayed values and growth are calculated: Advertises engineering services and production testing within the same business, supporting commercial coexistence but not the assumed accepted joint-purpose percentage or future adoption. ([utacgroup.com](https://utacgroup.com/test-services/))
39. Efforts to Provide Value Through Business - Advantest
    - Evidence informing base-year allocation inputs; displayed values and growth are calculated: States typical customer equipment use of xx.xx-xx.xx years, providing a longer-use sensitivity for the stock-to-purchasing-value bridge rather than a measured engineering share. ([advantest.com](https://www.advantest.com/en/about/sustainability/society/responding-product-liability/))
    - Evidence informing base-year allocation inputs; displayed values and growth are calculated: The xx.xx-xx.xx-year use period constrains replacement assumptions and is distinguished from the buyer accounting-life proxy used in the working model. ([advantest.com](https://www.advantest.com/en/about/sustainability/society/responding-product-liability/))
40. A New Approach for IC Test - Leveraging the Strength of the PXI Platform - NI
    - Evidence informing base-year allocation inputs; displayed values and growth are calculated: Describes scalable characterization and production configurations and the commercial constraints of traditional laboratory ATE, supporting a distinct engineering purchasing model. ([ni.com](https://www.ni.com/en/shop/electronic-test-instrumentation/what-is-the-semiconductor-test-system/a-new-approach-for-ic-test---leveraging-the-strength-of-the-pxi-.html))
    - Evidence informing forecast-year allocation inputs; displayed values and growth are calculated: Describes scalable characterization and production configurations and the commercial constraints of traditional laboratory ATE, supporting a distinct engineering purchasing model. ([ni.com](https://www.ni.com/en/shop/electronic-test-instrumentation/what-is-the-semiconductor-test-system/a-new-approach-for-ic-test---leveraging-the-strength-of-the-pxi-.html))
    - Evidence informing base-year allocation inputs; displayed values and growth are calculated: Shared hardware and software support a continuity scenario, but the record provides neither accepted joint-deployment revenue nor future penetration; both remain explicit assumptions. ([ni.com](https://www.ni.com/en/shop/electronic-test-instrumentation/what-is-the-semiconductor-test-system/a-new-approach-for-ic-test---leveraging-the-strength-of-the-pxi-.html))
    - Evidence informing forecast-year allocation inputs; displayed values and growth are calculated: Shared hardware and software support a continuity scenario, but the record provides neither accepted joint-deployment revenue nor future penetration; both remain explicit assumptions. ([ni.com](https://www.ni.com/en/shop/electronic-test-instrumentation/what-is-the-semiconductor-test-system/a-new-approach-for-ic-test---leveraging-the-strength-of-the-pxi-.html))

41. Teradyne - 2025 Annual Report to Shareholders
    - Evidence informing base-year allocation inputs; displayed values and growth are calculated: The USD xx.xx Compute application weight anchors the scoped Computing allocation. ([investors.teradyne.com](https://investors.teradyne.com/sec-filings/all-sec-filings/content/xx.xx-xx.xx-xx.xx/xx.xx-xx.xx-xx.xx.pdf))
    - Evidence informing base-year allocation inputs; displayed values and growth are calculated: The USD xx.xx Mobility weight and networking exposure support the modeled Communications bridge. ([investors.teradyne.com](https://investors.teradyne.com/sec-filings/all-sec-filings/content/xx.xx-xx.xx-xx.xx/xx.xx-xx.xx-xx.xx.pdf))
    - Evidence informing base-year allocation inputs; displayed values and growth are calculated: Published application buckets constrain the budget, but the consumer carve-out is an explicit attribution assumption. ([investors.teradyne.com](https://investors.teradyne.com/sec-filings/all-sec-filings/content/xx.xx-xx.xx-xx.xx/xx.xx-xx.xx-xx.xx.pdf))
    - Evidence informing base-year allocation inputs; displayed values and growth are calculated: USD xx.xx Auto-Industrial revenue supplies the pre-exclusion pool, not an observed Automotive subtotal. ([investors.teradyne.com](https://investors.teradyne.com/sec-filings/all-sec-filings/content/xx.xx-xx.xx-xx.xx/xx.xx-xx.xx-xx.xx.pdf))
    - Evidence informing base-year allocation inputs; displayed values and growth are calculated: The shared Auto-Industrial pool constrains Industrial Electronics after scope and end-use adjustments. ([investors.teradyne.com](https://investors.teradyne.com/sec-filings/all-sec-filings/content/xx.xx-xx.xx-xx.xx/xx.xx-xx.xx-xx.xx.pdf))
    - Evidence informing base-year allocation inputs; displayed values and growth are calculated: The application budget constrains the modeled specialized tail; separate Product Test defense revenue is excluded. ([investors.teradyne.com](https://investors.teradyne.com/sec-filings/all-sec-filings/content/xx.xx-xx.xx-xx.xx/xx.xx-xx.xx-xx.xx.pdf))
42. TSMC - 2025 Form 20-F
    - Evidence informing base-year allocation inputs; displayed values and growth are calculated: 2025 HPC revenue of NT$xx.xx anchors the adjusted logic-demand proxy; networking is separated by assumption. ([investor.tsmc.com](https://investor.tsmc.com/sites/ir/sec-filings/2025_20F%20Report.pdf))
    - Evidence informing base-year allocation inputs; displayed values and growth are calculated: Smartphone revenue of NT$xx.xx and networking within HPC constrain Communications, with an explicit equipment-intensity bridge. ([investor.tsmc.com](https://investor.tsmc.com/sites/ir/sec-filings/2025_20F%20Report.pdf))
43. Micron Technology - Form 10-K for the Year Ended August 28, 2025
    - Evidence informing base-year allocation inputs; displayed values and growth are calculated: Cloud, data-center and client business revenues constrain Computing's memory-equipment proxy, not equipment receipts directly. ([s25.q4cdn.com](https://s25.q4cdn.com/xx.xx/files/doc_financials/2025/ar/2025-Form-xx.xx-K.pdf))
    - Evidence informing base-year allocation inputs; displayed values and growth are calculated: Mobile/client and data-center revenues provide the economic pool for modeled mobile and networking attribution. ([s25.q4cdn.com](https://s25.q4cdn.com/xx.xx/files/doc_financials/2025/ar/2025-Form-xx.xx-K.pdf))
    - Evidence informing base-year allocation inputs; displayed values and growth are calculated: USD xx.xx Automotive and Embedded revenue constrains the modeled consumer-memory tail. ([s25.q4cdn.com](https://s25.q4cdn.com/xx.xx/files/doc_financials/2025/ar/2025-Form-xx.xx-K.pdf))
    - Evidence informing base-year allocation inputs; displayed values and growth are calculated: The embedded business supplies a bounded activity proxy requiring scope, realization and end-use adjustments. ([s25.q4cdn.com](https://s25.q4cdn.com/xx.xx/files/doc_financials/2025/ar/2025-Form-xx.xx-K.pdf))
    - Evidence informing base-year allocation inputs; displayed values and growth are calculated: The embedded business constrains Industrial Electronics memory activity; its equipment conversion is assumed. ([s25.q4cdn.com](https://s25.q4cdn.com/xx.xx/files/doc_financials/2025/ar/2025-Form-xx.xx-K.pdf))
    - Evidence informing base-year allocation inputs; displayed values and growth are calculated: The embedded pool bounds the specialized-memory tail; no separate defense revenue is reported. ([s25.q4cdn.com](https://s25.q4cdn.com/xx.xx/files/doc_financials/2025/ar/2025-Form-xx.xx-K.pdf))

44. Semiconductor Industry Association - 2025 Factbook

· Evidence informing base-year allocation inputs; displayed values and growth are calculated: 2024 PC/Computer semiconductor demand of xx.xx% enters only the scope-adjusted secondary-supplier proxy. ([semiconductors.org](https://www.semiconductors.org/wp-content/uploads/2025/xx.xx/2025-SIA-Factbook-FINAL-xx.xx.pdf))

· Evidence informing base-year allocation inputs; displayed values and growth are calculated: 2024 Communications demand of xx.xx% is adjusted for eligible equipment scope before use. ([semiconductors.org](https://www.semiconductors.org/wp-content/uploads/2025/xx.xx/2025-SIA-Factbook-FINAL-xx.xx.pdf))

· Evidence informing base-year allocation inputs; displayed values and growth are calculated: Consumer semiconductor demand of xx.xx% anchors the adjusted minor-application weights. ([semiconductors.org](https://www.semiconductors.org/wp-content/uploads/2025/xx.xx/2025-SIA-Factbook-FINAL-xx.xx.pdf))

· Evidence informing base-year allocation inputs; displayed values and growth are calculated: Automotive demand of xx.xx% is reduced for non-SoC exposure in the commercial proxy. ([semiconductors.org](https://www.semiconductors.org/wp-content/uploads/2025/xx.xx/2025-SIA-Factbook-FINAL-xx.xx.pdf))

· Evidence informing base-year allocation inputs; displayed values and growth are calculated: Industrial demand of xx.xx% anchors a scope-adjusted weight, not a tester-equipment share. ([semiconductors.org](https://www.semiconductors.org/wp-content/uploads/2025/xx.xx/2025-SIA-Factbook-FINAL-xx.xx.pdf))

· Evidence informing base-year allocation inputs; displayed values and growth are calculated: Government demand of xx.xx%, including military, constrains the specialized end-use proxy. ([semiconductors.org](https://www.semiconductors.org/wp-content/uploads/2025/xx.xx/2025-SIA-Factbook-FINAL-xx.xx.pdf))

45. WSTS - Semiconductor Market Insights, October 2024

· Evidence informing base-year allocation inputs; displayed values and growth are calculated: The detailed Consumer definition includes entertainment products, household white goods and personal wearables, supporting consistent end-use attribution. ([semiconductors.org](https://www.semiconductors.org/wp-content/uploads/2025/xx.xx/WSTS-Presentation-Subscription-Oct2024.pdf))

· Evidence informing forecast-year allocation inputs; displayed values and growth are calculated: The detailed Consumer definition includes entertainment products, household white goods and personal wearables, supporting consistent end-use attribution. ([semiconductors.org](https://www.semiconductors.org/wp-content/uploads/2025/xx.xx/WSTS-Presentation-Subscription-Oct2024.pdf))

· Evidence informing base-year allocation inputs; displayed values and growth are calculated: Industrial includes professional test, control and measuring equipment, distinguishing it from household consumer equipment. ([semiconductors.org](https://www.semiconductors.org/wp-content/uploads/2025/xx.xx/WSTS-Presentation-Subscription-Oct2024.pdf))

· Evidence informing forecast-year allocation inputs; displayed values and growth are calculated: Industrial includes professional test, control and measuring equipment, distinguishing it from household consumer equipment. ([semiconductors.org](https://www.semiconductors.org/wp-content/uploads/2025/xx.xx/WSTS-Presentation-Subscription-Oct2024.pdf))

· Evidence informing base-year allocation inputs; displayed values and growth are calculated: Government is defined as military and aerospace in the detailed end-use illustration, supporting the retained category mapping. ([semiconductors.org](https://www.semiconductors.org/wp-content/uploads/2025/xx.xx/WSTS-Presentation-Subscription-Oct2024.pdf))

· Evidence informing forecast-year allocation inputs; displayed values and growth are calculated: Government is defined as military and aerospace in the detailed end-use illustration, supporting the retained category mapping. ([semiconductors.org](https://www.semiconductors.org/wp-content/uploads/2025/xx.xx/WSTS-Presentation-Subscription-Oct2024.pdf))

46. NXP Semiconductors - Form 10-K for the Year Ended December 31, 2025

· Evidence informing base-year allocation inputs; displayed values and growth are calculated: 2025 Automotive revenue of USD xx.xx, down xx.xx%, qualifies assumptions of immediate equipment-demand acceleration. ([sec.gov](https://www.sec.gov/Archives/edgar/data/xx.xx/xx.xx/nxpi-xx.xx.htm))

· Evidence informing forecast-year allocation inputs; displayed values and growth are calculated: 2025 Automotive revenue of USD xx.xx, down xx.xx%, qualifies assumptions of immediate equipment-demand acceleration. ([sec.gov](https://www.sec.gov/Archives/edgar/data/xx.xx/xx.xx/nxpi-xx.xx.htm))

· Evidence informing base-year allocation inputs; displayed values and growth are calculated: Industrial & IoT revenue of USD xx.xx increased xx.xx%, constraining the near-term recovery assumption rather than measuring tester sales. ([sec.gov](https://www.sec.gov/Archives/edgar/data/xx.xx/xx.xx/nxpi-xx.xx.htm))

· Evidence informing forecast-year allocation inputs; displayed values and growth are calculated: Industrial & IoT revenue of USD xx.xx increased xx.xx%, constraining the near-term recovery assumption rather than measuring tester sales. ([sec.gov](https://www.sec.gov/Archives/edgar/data/xx.xx/xx.xx/nxpi-xx.xx.htm))

47. NXP Semiconductors - Product Longevity
    - Evidence informing forecast-year allocation inputs; displayed values and growth are calculated: Participating products have minimum xx.xx- or xx.xx-year longevity periods; these do not establish tester replacement or support periods.
    ([nxp.com](https://www.nxp.com/products/nxp-product-information/nxp-product-programs/product-longevity%3APRDCT_LONGEVITY_HM))
    - Evidence informing forecast-year allocation inputs; displayed values and growth are calculated: The disclosed longevity condition supports retaining lifecycle uncertainty rather than inferring automatic recurring equipment purchases.
    ([nxp.com](https://www.nxp.com/products/nxp-product-information/nxp-product-programs/product-longevity%3APRDCT_LONGEVITY_HM))
48. DLA ASSIST-QuickSearch - MIL-PRF-38535 Document Details
    - Evidence informing base-year allocation inputs; displayed values and growth are calculated: The official record concerns covered microcircuits and manufacturer qualification, not tester-brand approval or equipment awards; no qualification-derived revenue premium is assumed.
    ([quicksearch.dla.mil](https://quicksearch.dla.mil/qsDocDetails.aspx?ident_number=xx.xx))
    - Evidence informing forecast-year allocation inputs; displayed values and growth are calculated: The official record concerns covered microcircuits and manufacturer qualification, not tester-brand approval or equipment awards; no qualification-derived revenue premium is assumed.
    ([quicksearch.dla.mil](https://quicksearch.dla.mil/qsDocDetails.aspx?ident_number=xx.xx))
49. ASE Technology Holding - Fourth Quarter and Full Year 2025 Financial Results, Form 6-K, February 5, 2026
    - Evidence informing base-year allocation inputs; displayed values and growth are calculated: ASE reports USD xx.xx of 2025 testing-equipment capital expenditure, a monetary purchasing anchor before complete-tester scope deductions.
    - Evidence informing forecast-year allocation inputs; displayed values and growth are calculated: ASE reports USD xx.xx of 2025 testing-equipment capital expenditure, a monetary purchasing anchor before complete-tester scope deductions.
50. ChipMOS - FY2025 and Fourth Quarter 2025 Investor Presentation
    - Evidence informing base-year allocation inputs; displayed values and growth are calculated: The presentation reports TWD xx.xx of 2025 capital expenditure and a xx.xx% testing allocation; currency and complete-tester attribution are modeled bridges.
    - Evidence informing forecast-year allocation inputs; displayed values and growth are calculated: The presentation reports TWD xx.xx of 2025 capital expenditure and a xx.xx% testing allocation; currency and complete-tester attribution are modeled bridges.
51. Alchip - Advanced Testing Services
    - Evidence informing base-year allocation inputs; displayed values and growth are calculated: Alchip identifies an owned V93K hosted at a test house. This supports category and ownership attribution, not annual purchase quantities, prices or the forecast.
    - Evidence informing forecast-year allocation inputs; displayed values and growth are calculated: Alchip identifies an owned V93K hosted at a test house. This supports category and ownership attribution, not annual purchase quantities, prices or the forecast.
52. University of Utah Nanofab - Verigy Tester
    - Evidence informing base-year allocation inputs; displayed values and growth are calculated: The university lists a V93000 SoC platform and access arrangement. This establishes an institutional equipment category, not a 2025 purchase or future procurement.
    - Evidence informing forecast-year allocation inputs; displayed values and growth are calculated: The university lists a V93000 SoC platform and access arrangement. This establishes an institutional equipment category, not a 2025 purchase or future procurement.

53. TEAM A.T.E. - Services

- Evidence informing base-year allocation inputs; displayed values and growth are calculated: The company describes pre-owned purchases and sales across SoC and memory ATE, supporting inclusion of eligible secondary-market purchases. Its undated offering page supplies category evidence, not 2025 transaction value. ([team-ate.com](https://www.team-ate.com/services))
- Evidence informing forecast-year allocation inputs; displayed values and growth are calculated: The company describes pre-owned purchases and sales across SoC and memory ATE, supporting inclusion of eligible secondary-market purchases. Its undated offering page supplies category evidence, not 2025 transaction value. ([team-ate.com](https://www.team-ate.com/services))
- Evidence informing base-year allocation inputs; displayed values and growth are calculated: System rentals, rent-to-own arrangements and leases establish a third-party equipment-access route. The stated field-service limitation qualifies universal availability; neither the offering nor its category list supplies numerical leasing weights. ([team-ate.com](https://www.team-ate.com/services))
- Evidence informing forecast-year allocation inputs; displayed values and growth are calculated: System rentals, rent-to-own arrangements and leases establish a third-party equipment-access route. The stated field-service limitation qualifies universal availability; neither the offering nor its category list supplies numerical leasing weights. ([team-ate.com](https://www.team-ate.com/services))
- Evidence informing base-year allocation inputs; displayed values and growth are calculated: The company distinguishes its representation activities from inventory-based equipment transactions, supporting role-specific classification rather than assigning every represented OEM transaction to resale. ([team-ate.com](https://www.team-ate.com/services))
- Evidence informing forecast-year allocation inputs; displayed values and growth are calculated: The company distinguishes its representation activities from inventory-based equipment transactions, supporting role-specific classification rather than assigning every represented OEM transaction to resale. ([team-ate.com](https://www.team-ate.com/services))
- Evidence informing base-year allocation inputs; displayed values and growth are calculated: Purchasing surplus equipment for inventory, SoC/memory equipment offerings and rental/lease arrangements establish merchant commercial routes. The absence of a worldwide field-service organization qualifies support assumptions but supplies no revenue weight. ([team-ate.com](https://www.team-ate.com/services))
- Evidence informing forecast-year allocation inputs; displayed values and growth are calculated: Purchasing surplus equipment for inventory, SoC/memory equipment offerings and rental/lease arrangements establish merchant commercial routes. The absence of a worldwide field-service organization qualifies support assumptions but supplies no revenue weight. ([team-ate.com](https://www.team-ate.com/services))

54. Advantest Pre-Owned Solutions - Business

· Evidence informing base-year allocation inputs; displayed values and growth are calculated: The OEM's pre-owned business includes equipment resale, license switching, installation and maintenance support. This supports the purchase boundary beyond new equipment, without establishing resale revenue or a future share. ([advantest.com](https://www.advantest.com/en/customer-services/apo/business/))

· Evidence informing forecast-year allocation inputs; displayed values and growth are calculated: The OEM's pre-owned business includes equipment resale, license switching, installation and maintenance support. This supports the purchase boundary beyond new equipment, without establishing resale revenue or a future share. ([advantest.com](https://www.advantest.com/en/customer-services/apo/business/))

· Evidence informing base-year allocation inputs; displayed values and growth are calculated: OEM-managed pre-owned transactions include license switching, installation and maintenance, supporting direct classification when the consolidated manufacturer is the seller regardless of equipment age. ([advantest.com](https://www.advantest.com/en/customer-services/apo/business/))

· Evidence informing forecast-year allocation inputs; displayed values and growth are calculated: OEM-managed pre-owned transactions include license switching, installation and maintenance, supporting direct classification when the consolidated manufacturer is the seller regardless of equipment age. ([advantest.com](https://www.advantest.com/en/customer-services/apo/business/))

· Evidence informing base-year allocation inputs; displayed values and growth are calculated: The OEM-managed resale alternative qualifies an assumption that all pre-owned equipment passes through independent resellers and provides a commercial counterforce to merchant growth, without measuring its magnitude. ([advantest.com](https://www.advantest.com/en/customer-services/apo/business/))

· Evidence informing forecast-year allocation inputs; displayed values and growth are calculated: The OEM-managed resale alternative qualifies an assumption that all pre-owned equipment passes through independent resellers and provides a commercial counterforce to merchant growth, without measuring its magnitude. ([advantest.com](https://www.advantest.com/en/customer-services/apo/business/))

55. IFRS Foundation - IFRIC Update March 2023: Definition of a Lease-Substitution Rights

· Evidence informing base-year allocation inputs; displayed values and growth are calculated: The identified-asset, control and substantive-substitution criteria support distinguishing equipment leasing from outsourced testing services. This is a classification premise for both anchors, not evidence of market prevalence. ([ifrs.org](https://www.ifrs.org/news-and-events/updates/ifric/2023/ifric-update-march-2023/))

· Evidence informing forecast-year allocation inputs; displayed values and growth are calculated: The identified-asset, control and substantive-substitution criteria support distinguishing equipment leasing from outsourced testing services. This is a classification premise for both anchors, not evidence of market prevalence. ([ifrs.org](https://www.ifrs.org/news-and-events/updates/ifric/2023/ifric-update-march-2023/))

56. Spirox Corporation - 2025 Annual Report

- Evidence informing base-year allocation inputs; displayed values and growth are calculated: Consolidated revenue decreased from NTD xx.xx in 2024 to NTD xx.xx in 2025, providing a mixed-product intermediary countercheck to uniform channel growth rather than a global allocation weight. ([file.spirox.com.tw](https://file.spirox.com.tw/Annual%20Reports/2025/xx.xx%E5%B9%B4%E5%BA%A6%E5%B9%B4%E5%A0%B1%xx.xx%E8%8B%B1%E6%xx.xx%xx.xx%xx.xx.pdf))
- Evidence informing forecast-year allocation inputs; displayed values and growth are calculated: Consolidated revenue decreased from NTD xx.xx in 2024 to NTD xx.xx in 2025, providing a mixed-product intermediary countercheck to uniform channel growth rather than a global allocation weight. ([file.spirox.com.tw](https://file.spirox.com.tw/Annual%20Reports/2025/xx.xx%E5%B9%B4%E5%BA%A6%E5%B9%B4%E5%A0%B1%xx.xx%E8%8B%B1%E6%xx.xx%xx.xx%xx.xx.pdf))
- Evidence informing base-year allocation inputs; displayed values and growth are calculated: Semiconductor-equipment revenue was NTD xx.xx in 2025, separately from service and maintenance. Agency/distribution, own products and adjacent equipment prevent attributing the full amount to merchant SoC/memory tester sales. ([file.spirox.com.tw](https://file.spirox.com.tw/Annual%20Reports/2025/xx.xx%E5%B9%B4%E5%BA%A6%E5%B9%B4%E5%A0%B1%xx.xx%E8%8B%B1%E6%xx.xx%xx.xx%xx.xx.pdf))
- Evidence informing forecast-year allocation inputs; displayed values and growth are calculated: Semiconductor-equipment revenue was NTD xx.xx in 2025, separately from service and maintenance. Agency/distribution, own products and adjacent equipment prevent attributing the full amount to merchant SoC/memory tester sales. ([file.spirox.com.tw](https://file.spirox.com.tw/Annual%20Reports/2025/xx.xx%E5%B9%B4%E5%BA%A6%E5%B9%B4%E5%A0%B1%xx.xx%E8%8B%B1%E6%xx.xx%xx.xx%xx.xx.pdf))

57. KYEC (2449) - Q4 2025 Investor Update

- Evidence informing base-year allocation inputs; displayed values and growth are calculated: KYEC reports 2025 wafer-probe revenue at xx.xx%; this is a buyer-activity input requiring the disclosed equipment-value and coverage corrections, not a directly observed tester share.
- Evidence informing forecast-year allocation inputs; displayed values and growth are calculated: KYEC reports 2025 wafer-probe revenue at xx.xx%; this is a buyer-activity input requiring the disclosed equipment-value and coverage corrections, not a directly observed tester share.
- Evidence informing base-year allocation inputs; displayed values and growth are calculated: Reported final-test revenue of xx.xx% supplies the conventional package-test proxy before the assumed exclusion of adjacent activity.
- Evidence informing forecast-year allocation inputs; displayed values and growth are calculated: Reported final-test revenue of xx.xx% supplies the conventional package-test proxy before the assumed exclusion of adjacent activity.
- Evidence informing base-year allocation inputs; displayed values and growth are calculated: The company's xx.xx% data-processing application mix anchors the modeled addressable advanced-SoC purchasing cohort; it does not measure bare-die equipment sales.
- Evidence informing forecast-year allocation inputs; displayed values and growth are calculated: The company's xx.xx% data-processing application mix anchors the modeled addressable advanced-SoC purchasing cohort; it does not measure bare-die equipment sales.
- Evidence informing base-year allocation inputs; displayed values and growth are calculated: The same application-mix input constrains the intermediate-assembly cohort; reported capital expenditure is a broad spending cross-check, not insertion-specific equipment revenue.
- Evidence informing forecast-year allocation inputs; displayed values and growth are calculated: The same application-mix input constrains the intermediate-assembly cohort; reported capital expenditure is a broad spending cross-check, not insertion-specific equipment revenue.

58. Advantest to Showcase Latest Test Solutions at SEMICON Southeast Asia 2025, May 20-22
    - Evidence informing base-year allocation inputs; displayed values and growth are calculated: The May xx.xx 2025 announcement identifies a die-level handler linked with a tester for singulated dies, establishing a base-year commercial offering but not its delivered equipment receipts.
    - Evidence informing forecast-year allocation inputs; displayed values and growth are calculated: The May xx.xx 2025 announcement identifies a die-level handler linked with a tester for singulated dies, establishing a base-year commercial offering but not its delivered equipment receipts.
    - Evidence informing base-year allocation inputs; displayed values and growth are calculated: The same dated offering includes partially assembled dies. Only attributable tester receipts, not the handler value, enter the allocation model.
    - Evidence informing forecast-year allocation inputs; displayed values and growth are calculated: The same dated offering includes partially assembled dies. Only attributable tester receipts, not the handler value, enter the allocation model.
59. Teradyne - Second-Quarter 2025 Earnings Call Prepared Remarks, July 30, 2025
    - Evidence informing base-year allocation inputs; displayed values and growth are calculated: July xx.xx 2025 prepared remarks report an HBM4 post-stack win and state that the new insertion was not pervasive, qualifying the assumed intermediate-assembly uptake.
    - Evidence informing forecast-year allocation inputs; displayed values and growth are calculated: July xx.xx 2025 prepared remarks report an HBM4 post-stack win and state that the new insertion was not pervasive, qualifying the assumed intermediate-assembly uptake.
    - Evidence informing base-year allocation inputs; displayed values and growth are calculated: The remarks distinguish new system purchases from upgrades of existing capacity. This supports retaining reuse and incremental-receipt adjustments rather than equating every new deployment opportunity with a full new tester.
    - Evidence informing forecast-year allocation inputs; displayed values and growth are calculated: The remarks distinguish new system purchases from upgrades of existing capacity. This supports retaining reuse and incremental-receipt adjustments rather than equating every new deployment opportunity with a full new tester.
60. Teradyne Introduces Integrated Test Solution for AI and Data Center Devices in Collaboration with Tokyo Electron
    - Evidence informing forecast-year allocation inputs; displayed values and growth are calculated: The June xx.xx 2026 coordinated singulated-device offering supports commercial availability relevant to the forecast; it does not establish 2025 sales or the modeled 2032 penetration.
    - Evidence informing forecast-year allocation inputs; displayed values and growth are calculated: The offering references multiple advanced-packaging points, but this is not evidence that an individual delivery has accepted multi-insertion coverage.
61. Amkor Technology - IC Semiconductor Test Services
    - Evidence informing base-year allocation inputs; displayed values and growth are calculated: The company's service description separates wafer probe, testing between assembly steps and final testing, supporting the insertion mapping rather than a sales weight or complete-tester purchase requirement.
    - Evidence informing forecast-year allocation inputs; displayed values and growth are calculated: The company's service description separates wafer probe, testing between assembly steps and final testing, supporting the insertion mapping rather than a sales weight or complete-tester purchase requirement.

15.3. Europe

Table 147. Europe SoC & Memory Semiconductor Tester Market, by Country growth contribution, 2025-2032

Category	2025 value (USD Million)	2032 value (USD Million)	Added value (USD Million)	2025 share (%)	2032 share (%)	Change (pp)	Growth share (%)	CAGR (%)
Austria	xx.xx	xx.xx	xx.xx	xx.xx	xx.xx	xx.xx	xx.xx	xx.xx
Belgium	xx.xx	xx.xx	xx.xx	xx.xx	xx.xx	xx.xx	xx.xx	xx.xx
Denmark	xx.xx	xx.xx	xx.xx	xx.xx	xx.xx	xx.xx	xx.xx	xx.xx
Finland	xx.xx	xx.xx	xx.xx	xx.xx	xx.xx	xx.xx	xx.xx	xx.xx
France	xx.xx	xx.xx	xx.xx	xx.xx	xx.xx	xx.xx	xx.xx	xx.xx
Germany	xx.xx	xx.xx	xx.xx	xx.xx	xx.xx	xx.xx	xx.xx	xx.xx
Italy	xx.xx	xx.xx	xx.xx	xx.xx	xx.xx	xx.xx	xx.xx	xx.xx
Netherlands	xx.xx	xx.xx	xx.xx	xx.xx	xx.xx	xx.xx	xx.xx	xx.xx
Norway	xx.xx	xx.xx	xx.xx	xx.xx	xx.xx	xx.xx	xx.xx	xx.xx
Poland	xx.xx	xx.xx	xx.xx	xx.xx	xx.xx	xx.xx	xx.xx	xx.xx
Portugal	xx.xx	xx.xx	xx.xx	xx.xx	xx.xx	xx.xx	xx.xx	xx.xx
Russia	xx.xx	xx.xx	xx.xx	xx.xx	xx.xx	xx.xx	xx.xx	xx.xx
Spain	xx.xx	xx.xx	xx.xx	xx.xx	xx.xx	xx.xx	xx.xx	xx.xx
Sweden	xx.xx	xx.xx	xx.xx	xx.xx	xx.xx	xx.xx	xx.xx	xx.xx
Switzerland	xx.xx	xx.xx	xx.xx	xx.xx	xx.xx	xx.xx	xx.xx	xx.xx
Unallocated / remaining scope	xx.xx	xx.xx	xx.xx	xx.xx	xx.xx	xx.xx	xx.xx	xx.xx
United Kingdom	xx.xx	xx.xx	xx.xx	xx.xx	xx.xx	xx.xx	xx.xx	xx.xx
Scope total	**xx.xx**	**xx.xx**	**xx.xx**	**xx.xx**	**xx.xx**	**xx.xx**	**xx.xx**	**xx.xx**

Table 148. Europe SoC & Memory Semiconductor Tester Market Size, by Region, 2017-2040 (USD Million)

Region	2017	2024	2025	2026	2027	2032	2040	CAGR (%)
Austria	xx.xx	xx.xx	xx.xx	xx.xx	xx.xx	xx.xx	xx.xx	xx.xx
Belgium	xx.xx	xx.xx	xx.xx	xx.xx	xx.xx	xx.xx	xx.xx	xx.xx
Denmark	xx.xx	xx.xx	xx.xx	xx.xx	xx.xx	xx.xx	xx.xx	xx.xx
Finland	xx.xx	xx.xx	xx.xx	xx.xx	xx.xx	xx.xx	xx.xx	xx.xx
France	xx.xx	xx.xx	xx.xx	xx.xx	xx.xx	xx.xx	xx.xx	xx.xx
Germany	xx.xx	xx.xx	xx.xx	xx.xx	xx.xx	xx.xx	xx.xx	xx.xx
Italy	xx.xx	xx.xx	xx.xx	xx.xx	xx.xx	xx.xx	xx.xx	xx.xx
Netherlands	xx.xx	xx.xx	xx.xx	xx.xx	xx.xx	xx.xx	xx.xx	xx.xx
Norway	xx.xx	xx.xx	xx.xx	xx.xx	xx.xx	xx.xx	xx.xx	xx.xx
Poland	xx.xx	xx.xx	xx.xx	xx.xx	xx.xx	xx.xx	xx.xx	xx.xx
Portugal	xx.xx	xx.xx	xx.xx	xx.xx	xx.xx	xx.xx	xx.xx	xx.xx
Russia	xx.xx	xx.xx	xx.xx	xx.xx	xx.xx	xx.xx	xx.xx	xx.xx
Spain	xx.xx	xx.xx	xx.xx	xx.xx	xx.xx	xx.xx	xx.xx	xx.xx
Sweden	xx.xx	xx.xx	xx.xx	xx.xx	xx.xx	xx.xx	xx.xx	xx.xx
Switzerland	xx.xx	xx.xx	xx.xx	xx.xx	xx.xx	xx.xx	xx.xx	xx.xx
United Kingdom	xx.xx	xx.xx	xx.xx	xx.xx	xx.xx	xx.xx	xx.xx	xx.xx
Others	xx.xx	xx.xx	xx.xx	xx.xx	xx.xx	xx.xx	xx.xx	xx.xx
Total	**xx.xx**	**xx.xx**	**xx.xx**	**xx.xx**	**xx.xx**	**xx.xx**	**xx.xx**	**xx.xx**

Table 149. Europe SoC & Memory Semiconductor Tester Market Size, by Tester Type, 2017-2040 (USD Million)

Tester Type	2017	2024	2025	2026	2027	2032	2040	CAGR (%)
Combined SoC & Memory Testers	xx.xx	xx.xx	xx.xx	xx.xx	xx.xx	xx.xx	xx.xx	xx.xx
Memory Testers	xx.xx	xx.xx	xx.xx	xx.xx	xx.xx	xx.xx	xx.xx	xx.xx
SoC Testers	xx.xx	xx.xx	xx.xx	xx.xx	xx.xx	xx.xx	xx.xx	xx.xx
Total	**xx.xx**	**xx.xx**	**xx.xx**	**xx.xx**	**xx.xx**	**xx.xx**	**xx.xx**	**xx.xx**

Table 150. Europe SoC & Memory Semiconductor Tester Market Size, by Memory Testers, 2017-2040 (USD Million)

Memory Testers	2017	2024	2025	2026	2027	2032	2040	CAGR (%)
DRAM Testers	xx.xx	xx.xx	xx.xx	xx.xx	xx.xx	xx.xx	xx.xx	xx.xx
Multi-Family Memory Testers	xx.xx	xx.xx	xx.xx	xx.xx	xx.xx	xx.xx	xx.xx	xx.xx
Nonvolatile Memory Testers	xx.xx	xx.xx	xx.xx	xx.xx	xx.xx	xx.xx	xx.xx	xx.xx
SRAM Testers	xx.xx	xx.xx	xx.xx	xx.xx	xx.xx	xx.xx	xx.xx	xx.xx
Total	**xx.xx**	**xx.xx**	**xx.xx**	**xx.xx**	**xx.xx**	**xx.xx**	**xx.xx**	**xx.xx**

Table 151. Europe SoC & Memory Semiconductor Tester Market Size, by Platform Architecture, 2017-2040 (USD Million)

Platform Architecture	2017	2024	2025	2026	2027	2032	2040	CAGR (%)
Open-Standard ATE Platforms	xx.xx	xx.xx	xx.xx	xx.xx	xx.xx	xx.xx	xx.xx	xx.xx
Proprietary ATE Platforms	xx.xx	xx.xx	xx.xx	xx.xx	xx.xx	xx.xx	xx.xx	xx.xx
Total	**xx.xx**	**xx.xx**	**xx.xx**	**xx.xx**	**xx.xx**	**xx.xx**	**xx.xx**	**xx.xx**

Table 152. Europe SoC & Memory Semiconductor Tester Market Size, by Test Purpose, 2017-2040 (USD Million)

Test Purpose	2017	2024	2025	2026	2027	2032	2040	CAGR (%)
Combined Engineering and Production Testing	xx.xx	xx.xx	xx.xx	xx.xx	xx.xx	xx.xx	xx.xx	xx.xx
Engineering Evaluation and Characterization	xx.xx	xx.xx	xx.xx	xx.xx	xx.xx	xx.xx	xx.xx	xx.xx
Production Testing	xx.xx	xx.xx	xx.xx	xx.xx	xx.xx	xx.xx	xx.xx	xx.xx
Total	**xx.xx**	**xx.xx**	**xx.xx**	**xx.xx**	**xx.xx**	**xx.xx**	**xx.xx**	**xx.xx**

Table 153. Europe SoC & Memory Semiconductor Tester Market Size, by Semiconductor End Market, 2017-2040 (USD Million)

Semiconductor End Market	2017	2024	2025	2026	2027	2032	2040	CAGR (%)
Aerospace and Defense	xx.xx	xx.xx	xx.xx	xx.xx	xx.xx	xx.xx	xx.xx	xx.xx
Automotive	xx.xx	xx.xx	xx.xx	xx.xx	xx.xx	xx.xx	xx.xx	xx.xx
Communications	xx.xx	xx.xx	xx.xx	xx.xx	xx.xx	xx.xx	xx.xx	xx.xx
Computing	xx.xx	xx.xx	xx.xx	xx.xx	xx.xx	xx.xx	xx.xx	xx.xx
Consumer Electronics	xx.xx	xx.xx	xx.xx	xx.xx	xx.xx	xx.xx	xx.xx	xx.xx
Industrial Electronics	xx.xx	xx.xx	xx.xx	xx.xx	xx.xx	xx.xx	xx.xx	xx.xx
Total	**xx.xx**	**xx.xx**	**xx.xx**	**xx.xx**	**xx.xx**	**xx.xx**	**xx.xx**	**xx.xx**

Table 154. Europe SoC & Memory Semiconductor Tester Market Size, by Buyer Type, 2017-2040 (USD Million)

Buyer Type	2017	2024	2025	2026	2027	2032	2040	CAGR (%)
Fabless Semiconductor Companies	xx.xx	xx.xx	xx.xx	xx.xx	xx.xx	xx.xx	xx.xx	xx.xx
Integrated Device Manufacturers	xx.xx	xx.xx	xx.xx	xx.xx	xx.xx	xx.xx	xx.xx	xx.xx
Outsourced Assembly and Test Providers	xx.xx	xx.xx	xx.xx	xx.xx	xx.xx	xx.xx	xx.xx	xx.xx
Research and Academic Institutions	xx.xx	xx.xx	xx.xx	xx.xx	xx.xx	xx.xx	xx.xx	xx.xx
Semiconductor Design and IP Service Providers	xx.xx	xx.xx	xx.xx	xx.xx	xx.xx	xx.xx	xx.xx	xx.xx
Semiconductor Foundries	xx.xx	xx.xx	xx.xx	xx.xx	xx.xx	xx.xx	xx.xx	xx.xx
System Companies	xx.xx	xx.xx	xx.xx	xx.xx	xx.xx	xx.xx	xx.xx	xx.xx
Total	**xx.xx**	**xx.xx**	**xx.xx**	**xx.xx**	**xx.xx**	**xx.xx**	**xx.xx**	**xx.xx**

Table 155. Europe SoC & Memory Semiconductor Tester Market Size, by Acquisition Model, 2017-2040 (USD Million)

Acquisition Model	2017	2024	2025	2026	2027	2032	2040	CAGR (%)
Equipment Leasing	xx.xx	xx.xx	xx.xx	xx.xx	xx.xx	xx.xx	xx.xx	xx.xx
Equipment Purchase	xx.xx	xx.xx	xx.xx	xx.xx	xx.xx	xx.xx	xx.xx	xx.xx
Total	**xx.xx**	**xx.xx**	**xx.xx**	**xx.xx**	**xx.xx**	**xx.xx**	**xx.xx**	**xx.xx**

Table 156. Europe SoC & Memory Semiconductor Tester Market Size, by Sales Channel, 2017-2040 (USD Million)

Sales Channel	2017	2024	2025	2026	2027	2032	2040	CAGR (%)
Direct Sales	xx.xx	xx.xx	xx.xx	xx.xx	xx.xx	xx.xx	xx.xx	xx.xx
Distributor and Reseller Sales	xx.xx	xx.xx	xx.xx	xx.xx	xx.xx	xx.xx	xx.xx	xx.xx
Total	**xx.xx**	**xx.xx**	**xx.xx**	**xx.xx**	**xx.xx**	**xx.xx**	**xx.xx**	**xx.xx**

Table 157. Europe SoC & Memory Semiconductor Tester Market Size, by Test Insertion, 2017-2040 (USD Million)

Test Insertion	2017	2024	2025	2026	2027	2032	2040	CAGR (%)
In-Process Assembly Test	xx.xx	xx.xx	xx.xx	xx.xx	xx.xx	xx.xx	xx.xx	xx.xx
Multi-Insertion Test	xx.xx	xx.xx	xx.xx	xx.xx	xx.xx	xx.xx	xx.xx	xx.xx
Packaged-Device Test	xx.xx	xx.xx	xx.xx	xx.xx	xx.xx	xx.xx	xx.xx	xx.xx
Singulated-Die Test	xx.xx	xx.xx	xx.xx	xx.xx	xx.xx	xx.xx	xx.xx	xx.xx
Wafer-Level Test	xx.xx	xx.xx	xx.xx	xx.xx	xx.xx	xx.xx	xx.xx	xx.xx
Total	**xx.xx**	**xx.xx**	**xx.xx**	**xx.xx**	**xx.xx**	**xx.xx**	**xx.xx**	**xx.xx**

Sources & Evidence

1. Advantest - FY2024 Consolidated Financial Results Presentation, April 25, 2025

   • Evidence informing the 2023 market-value input; displayed series and growth include calculations: Quarterly product-revenue disclosures support calendar-2023 totals of JPY xx.xx for SoC testers and JPY xx.xx for memory testers, before modeled scope adjustments. ([advantest.com](https://www.advantest.com/document/en/investors/ir-library/result/JE_BIZ_250425_slide.pdf))

   • Evidence informing the 2024 market-value input; displayed series and growth include calculations: Quarterly product-revenue disclosures support calendar-2024 totals of JPY xx.xx for SoC testers and JPY xx.xx for memory testers; handling, services and system-level testing are disclosed separately. ([advantest.com](https://www.advantest.com/document/en/investors/ir-library/result/JE_BIZ_250425_slide.pdf))

2. Advantest - FY2025 Third Quarter Financial Results Presentation, January 28, 2026

- Evidence informing the 2025 market-value input; displayed series and growth include calculations: The disclosed January-March 2025 quarter and April-December 2025 quarters produce calendar-2025 SoC tester revenue of JPY xx.xx and memory tester revenue of JPY xx.xx. These are supplier revenues, not a published global market total. ([advantest.com](https://www.advantest.com/document/en/investors/ir-library/result/JE_BIZ_260128_slide.pdf))
- Evidence informing base-year allocation inputs; displayed values and growth are calculated: Quarterly Europe destination revenue constrains the European equipment-demand weight.
- Evidence informing base-year allocation inputs; displayed values and growth are calculated: Quarterly product disclosures reconstruct calendar-2025 SoC revenue of JPY xx.xx, before the inherited eligible-SoC scope deduction.
- Evidence informing base-year allocation inputs; displayed values and growth are calculated: Quarterly memory revenue totals JPY xx.xx for calendar 2025, anchoring the memory equipment pool rather than a published global share.
- Evidence informing base-year allocation inputs; displayed values and growth are calculated: January-March memory revenue of JPY xx.xx supports the fiscal-to-calendar application-mix bridge.
- Evidence informing base-year allocation inputs; displayed values and growth are calculated: Quarterly SoC revenues of JPY xx.xx, xx.xx, xx.xx and xx.xx reconstruct calendar-2025 revenue of JPY xx.xx, the supplier revenue ceiling used for modeled eligible OPENSTAR attribution. ([advantest.com](https://www.advantest.com/document/en/investors/ir-library/result/JE_BIZ_260128_slide.pdf))
- Evidence informing base-year allocation inputs; displayed values and growth are calculated: Reported quarters support the calendar-2025 SoC revenue bridge used to estimate Computing's equipment weight. ([advantest.com](https://www.advantest.com/document/en/investors/ir-library/result/JE_BIZ_260128_slide.pdf))
- Evidence informing base-year allocation inputs; displayed values and growth are calculated: The same quarterly equipment revenues constrain the combined Computing/Communications budget before modeled separation. ([advantest.com](https://www.advantest.com/document/en/investors/ir-library/result/JE_BIZ_260128_slide.pdf))
- Evidence informing base-year allocation inputs; displayed values and growth are calculated: The quarterly product table independently reproduces calendar-2025 SoC revenue of JPY xx.xx and memory revenue of JPY xx.xx. These constrain the inherited equipment-revenue scale but do not disclose an acquisition-model split. ([advantest.com](https://www.advantest.com/document/en/investors/ir-library/result/JE_BIZ_260128_slide.pdf))
- Evidence informing base-year allocation inputs; displayed values and growth are calculated: Quarterly product disclosures reconstruct calendar-2025 SoC revenue of JPY xx.xx and memory revenue of JPY xx.xx, supporting the retained scoped manufacturer budget rather than an observed channel share. ([advantest.com](https://www.advantest.com/document/en/investors/ir-library/result/JE_BIZ_260128_slide.pdf))
- Evidence informing base-year allocation inputs; displayed values and growth are calculated: The manufacturer equipment budget provides the economic scale against which inherited intermediary penetration is allocated; the presentation does not quantify reseller receipts. ([advantest.com](https://www.advantest.com/document/en/investors/ir-library/result/JE_BIZ_260128_slide.pdf))
- Evidence informing base-year allocation inputs; displayed values and growth are calculated: Quarterly memory-system receipts reconstruct calendar-2025 revenue of JPY xx.xx, an input to the shared diversified-memory equipment budget.
- Evidence informing forecast-year allocation inputs; displayed values and growth are calculated: Quarterly memory-system receipts reconstruct calendar-2025 revenue of JPY xx.xx, an input to the shared diversified-memory equipment budget.
- Evidence informing base-year allocation inputs; displayed values and growth are calculated: The observed memory receipts constrain the parent purchasing budget from which the modeled intermediate-assembly portion is attributed; no insertion split is disclosed.
- Evidence informing forecast-year allocation inputs; displayed values and growth are calculated: The observed memory receipts constrain the parent purchasing budget from which the modeled intermediate-assembly portion is attributed; no insertion split is disclosed.
- Evidence informing base-year allocation inputs; displayed values and growth are calculated: Product-line receipts support the common equipment-budget bridge carried into the package-test allocation and its forecast starting weights.
- Evidence informing forecast-year allocation inputs; displayed values and growth are calculated: Product-line receipts support the common equipment-budget bridge carried into the package-test allocation and its forecast starting weights.

3. Advantest - FY2026 First Quarter Financial Results Presentation, July 29, 2026

- Evidence informing the 2026 market-value input; displayed series and growth include calculations: The presentation reports January-March 2026 SoC/memory revenues of JPY xx.xx/xx.xx and April-June revenues of JPY xx.xx/xx.xx. July guidance forecasts fiscal-2026 SoC/memory revenues of JPY xx.xx/xx.xx and supplies the fiscal-to-calendar bridge. Guidance is not realized revenue. ([advantest.com](https://www.advantest.com/document/en/investors/ir-library/result/JE_BIZ_260729_slide.pdf))
- Evidence informing the 2040 market-value input; displayed series and growth include calculations: Current equipment revenue and company-specific capacity plans constrain the forecast starting point, not the assumed long-run growth rate or the 2040 result. ([advantest.com](https://www.advantest.com/document/en/investors/ir-library/result/JE_BIZ_260729_slide.pdf))
- Evidence informing forecast-year allocation inputs; displayed values and growth are calculated: Actual quarterly SoC revenue and FY2026 product guidance constrain the inherited 2026 supplier bridge used to forecast relative category weights.
- Evidence informing forecast-year allocation inputs; displayed values and growth are calculated: January-March and April-June memory revenue of JPY xx.xx/xx.xx and FY2026 guidance of JPY xx.xx constrain the calendar bridge.
- Evidence informing base-year allocation inputs; displayed values and growth are calculated: Rounded fiscal DRAM mixes are xx.xx% for FY2024 and xx.xx% for FY2025; FY2026 guidance is xx.xx%. Calendar conversion and co-primary deductions are modeled.
- Evidence informing forecast-year allocation inputs; displayed values and growth are calculated: Rounded fiscal DRAM mixes are xx.xx% for FY2024 and xx.xx% for FY2025; FY2026 guidance is xx.xx%. Calendar conversion and co-primary deductions are modeled.
- Evidence informing base-year allocation inputs; displayed values and growth are calculated: Corresponding nonvolatile mixes are xx.xx%, xx.xx% and guided xx.xx%, qualifying an exclusively DRAM-led outlook without verifying future global shares.
- Evidence informing forecast-year allocation inputs; displayed values and growth are calculated: Corresponding nonvolatile mixes are xx.xx%, xx.xx% and guided xx.xx%, qualifying an exclusively DRAM-led outlook without verifying future global shares.
- Evidence informing base-year allocation inputs; displayed values and growth are calculated: Own SoC sales mix is approximately xx.xx% Computing/Communications in FY24 and xx.xx% in FY25; 2026 demand commentary constrains forecast direction, not the final share. ([advantest.com](https://www.advantest.com/document/en/investors/ir-library/result/JE_BIZ_260729_slide.pdf))
- Evidence informing forecast-year allocation inputs; displayed values and growth are calculated: Own SoC sales mix is approximately xx.xx% Computing/Communications in FY24 and xx.xx% in FY25; 2026 demand commentary constrains forecast direction, not the final share. ([advantest.com](https://www.advantest.com/document/en/investors/ir-library/result/JE_BIZ_260729_slide.pdf))
- Evidence informing base-year allocation inputs; displayed values and growth are calculated: Reported combined application proportions constrain the common budget; the separate Communications allocation and future mix remain modeled. ([advantest.com](https://www.advantest.com/document/en/investors/ir-library/result/JE_BIZ_260729_slide.pdf))
- Evidence informing forecast-year allocation inputs; displayed values and growth are calculated: Reported combined application proportions constrain the common budget; the separate Communications allocation and future mix remain modeled. ([advantest.com](https://www.advantest.com/document/en/investors/ir-library/result/JE_BIZ_260729_slide.pdf))

4. Teradyne, Inc. - Form 10-K for the Year Ended December 31, 2025

- Evidence informing the 2023 market-value input; displayed series and growth include calculations: The revenue-disaggregation table reports 2023 point-in-time SoC revenue of USD xx.xx and memory revenue of USD xx.xx. Replacement parts require a further modeled deduction. ([investors.teradyne.com](https://investors.teradyne.com/sec-filings/all-sec-filings/content/xx.xx-xx.xx-xx.xx/xx.xx-xx.xx-xx.xx.pdf))
- Evidence informing the 2024 market-value input; displayed series and growth include calculations: The filing reports 2024 point-in-time SoC revenue of USD xx.xx and memory revenue of USD xx.xx separately from over-time revenue and IST. ([investors.teradyne.com](https://investors.teradyne.com/sec-filings/all-sec-filings/content/xx.xx-xx.xx-xx.xx/xx.xx-xx.xx-xx.xx.pdf))
- Evidence informing the 2025 market-value input; displayed series and growth include calculations: The filing reports 2025 point-in-time SoC revenue of USD xx.xx and memory revenue of USD xx.xx. Point-in-time recognition includes products and replacement parts and is therefore an equipment proxy rather than an exact complete-system subtotal. ([investors.teradyne.com](https://investors.teradyne.com/sec-filings/all-sec-filings/content/xx.xx-xx.xx-xx.xx/xx.xx-xx.xx-xx.xx.pdf))
- Evidence informing base-year allocation inputs; displayed values and growth are calculated: Europe revenue requires a substantial modeled exclusion of adjacent businesses and services.
- Evidence informing base-year allocation inputs; displayed values and growth are calculated: 2025 point-in-time SoC revenue is USD xx.xx; equipment and eligible-device deductions remain modeled.
- Evidence informing base-year allocation inputs; displayed values and growth are calculated: 2025 point-in-time memory revenue is USD xx.xx; replacement parts require the inherited equipment adjustment.
- Evidence informing base-year allocation inputs; displayed values and growth are calculated: The filing identifies DRAM/HBM commercial activity; it does not disclose the modeled annual DRAM configuration fraction.
- Evidence informing base-year allocation inputs; displayed values and growth are calculated: Magnum flash-memory activity supports nonvolatile category participation, not the assumed annual sales fraction.
- Evidence informing base-year allocation inputs; displayed values and growth are calculated: Separately reported specifying and purchasing customers support treating commercial roles distinctly, without adding overlapping customer percentages.
- Evidence informing forecast-year allocation inputs; displayed values and growth are calculated: Separately reported specifying and purchasing customers support treating commercial roles distinctly, without adding overlapping customer percentages.
- Evidence informing base-year allocation inputs; displayed values and growth are calculated: Reported 2024-2025 product revenues supply a realized-demand challenge, but do not identify engineering-only sales; the allocation retains this attribution limitation. ([investors.teradyne.com](https://investors.teradyne.com/sec-filings/all-sec-filings/content/xx.xx-xx.xx-xx.xx/xx.xx-xx.xx-xx.xx.pdf))
- Evidence informing forecast-year allocation inputs; displayed values and growth are calculated: Reported 2024-2025 product revenues supply a realized-demand challenge, but do not identify engineering-only sales; the allocation retains this attribution limitation. ([investors.teradyne.com](https://investors.teradyne.com/sec-filings/all-sec-filings/content/xx.xx-xx.xx-xx.xx/xx.xx-xx.xx-xx.xx.pdf))
- Evidence informing base-year allocation inputs; displayed values and growth are calculated: Point-in-time SoC revenue grew approximately xx.xx% while memory declined approximately xx.xx%, qualifying uniform-growth assumptions rather than directly establishing purpose shares. ([investors.teradyne.com](https://investors.teradyne.com/sec-filings/all-sec-filings/content/xx.xx-xx.xx-xx.xx/xx.xx-xx.xx-xx.xx.pdf))
- Evidence informing forecast-year allocation inputs; displayed values and growth are calculated: Point-in-time SoC revenue grew approximately xx.xx% while memory declined approximately xx.xx%, qualifying uniform-growth assumptions rather than directly establishing purpose shares. ([investors.teradyne.com](https://investors.teradyne.com/sec-filings/all-sec-filings/content/xx.xx-xx.xx-xx.xx/xx.xx-xx.xx-xx.xx.pdf))
- Evidence informing base-year allocation inputs; displayed values and growth are calculated: Distinguishes platform specifiers from purchasing customers, supporting the requirement for an accepted joint remit rather than inferring it from platform selection. ([investors.teradyne.com](https://investors.teradyne.com/sec-filings/all-sec-filings/content/xx.xx-xx.xx-xx.xx/xx.xx-xx.xx-xx.xx.pdf))
- Evidence informing forecast-year allocation inputs; displayed values and growth are calculated: Distinguishes

5. Teradyne, Inc. - Form 10-Q for the Quarterly Period Ended June 28, 2026
   - Evidence informing the 2026 market-value input; displayed series and growth include calculations: First-half 2026 point-in-time revenue was USD xx.xx for SoC and USD xx.xx for memory. Comparable first-half 2025 amounts were USD xx.xx and USD xx.xx independently establishing strong realized growth before the modeled second half. ([investors.teradyne.com](https://investors.teradyne.com/sec-filings/all-sec-filings/content/xx.xx-xx.xx-xx.xx/xx.xx-xx.xx-xx.xx.pdf))
   - Evidence informing forecast-year allocation inputs; displayed values and growth are calculated: First-half 2026 point-in-time SoC revenue of USD xx.xx anchors the scoped and annualized SoC forecast input.
   - Evidence informing forecast-year allocation inputs; displayed values and growth are calculated: First-half 2026 point-in-time memory revenue of USD xx.xx anchors the memory forecast pool; second-half realization remains assumed.
   - Evidence informing forecast-year allocation inputs; displayed values and growth are calculated: The observed memory pool constrains the forecast numerator to which the explicitly assumed small SRAM fraction is applied; SRAM sales are not separately disclosed.
   - Evidence informing forecast-year allocation inputs; displayed values and growth are calculated: The observed memory pool constrains modeled multi-family attribution, but does not independently establish co-primary configuration sales.
   - Evidence informing forecast-year allocation inputs; displayed values and growth are calculated: The scoped memory forecast pool supplies one bounded source of combined-configuration value; the co-primary fraction remains assumed.
6. Cohu, Inc. - Form 10-K for the Fiscal Year Ended December 27, 2025
   - Evidence informing the 2023 market-value input; displayed series and growth include calculations: Cohu reports 2023 systems-semiconductor test and inspection revenue of USD xx.xx. Only an assumed complete-tester and eligible-device portion enters this market. ([sec.gov](https://www.sec.gov/Archives/edgar/data/xx.xx/xx.xx/cohu20251227_10k.htm))
   - Evidence informing the 2024 market-value input; displayed series and growth include calculations: Cohu reports 2024 systems-semiconductor test and inspection revenue of USD xx.xx separately from non-systems revenue. ([sec.gov](https://www.sec.gov/Archives/edgar/data/xx.xx/xx.xx/cohu20251227_10k.htm))
   - Evidence informing the 2025 market-value input; displayed series and growth include calculations: Cohu reports 2025 systems-semiconductor test and inspection revenue of USD xx.xx. Automation, inspection, interfaces and recurring services prevent attribution of the whole company to SoC testers. ([sec.gov](https://www.sec.gov/Archives/edgar/data/xx.xx/xx.xx/cohu20251227_10k.htm))
   - Evidence informing base-year allocation inputs; displayed values and growth are calculated: Cohu describes a primarily direct commercial model supported by targeted independent representatives, supporting direct attribution where the manufacturer remains the contractual seller. ([sec.gov](https://www.sec.gov/Archives/edgar/data/xx.xx/xx.xx/cohu20251227_10k.htm))
   - Evidence informing forecast-year allocation inputs; displayed values and growth are calculated: Cohu describes a primarily direct commercial model supported by targeted independent representatives, supporting direct attribution where the manufacturer remains the contractual seller. ([sec.gov](https://www.sec.gov/Archives/edgar/data/xx.xx/xx.xx/cohu20251227_10k.htm))
   - Evidence informing base-year allocation inputs; displayed values and growth are calculated: Independent-representative commissions are identified in selling expenses; representation alone does not establish title-taking equipment resale or a numerical distributor share. ([sec.gov](https://www.sec.gov/Archives/edgar/data/xx.xx/xx.xx/cohu20251227_10k.htm))
   - Evidence informing forecast-year allocation inputs; displayed values and growth are calculated: Independent-representative commissions are identified in selling expenses; representation alone does not establish title-taking equipment resale or a numerical distributor share. ([sec.gov](https://www.sec.gov/Archives/edgar/data/xx.xx/xx.xx/cohu20251227_10k.htm))

7. Hangzhou Changchuan Technology Co., Ltd. - 2025 Annual Report
   · Evidence informing the 2024 market-value input; displayed series and growth include calculations: The product table reports 2024 tester revenue of CNY xx.xx, distinct from handlers and other products. Its SoC-eligible portion remains modeled. ([static.cninfo.com.cn](https://static.cninfo.com.cn/finalpage/2026-xx.xx-xx.xx/xx.xx.PDF))
   · Evidence informing the 2025 market-value input; displayed series and growth include calculations: The product table reports 2025 tester revenue of CNY xx.xx. The filing's broader analog and digital portfolio requires a scope adjustment rather than inclusion of all tester revenue. ([static.cninfo.com.cn](https://static.cninfo.com.cn/finalpage/2026-xx.xx-xx.xx/xx.xx.PDF))
8. YC Corporation - Business Report for the Year Ended December 31, 2025
   · Evidence informing the 2023 market-value input; displayed series and growth include calculations: The sales table reports KRW xx.xx for the 2023 memory-wafer-tester, semiconductor-equipment, parts, modification and related category. Complete-equipment attribution requires a deduction. ([kind.krx.co.kr](https://kind.krx.co.kr/external/2026/xx.xx/xx.xx/xx.xx/xx.xx/xx.xx.htm))
   · Evidence informing the 2024 market-value input; displayed series and growth include calculations: The comparable 2024 category revenue is KRW xx.xx, not an independently isolated complete-tester total. ([kind.krx.co.kr](https://kind.krx.co.kr/external/2026/xx.xx/xx.xx/xx.xx/xx.xx/xx.xx.htm))
   · Evidence informing the 2025 market-value input; displayed series and growth include calculations: The comparable 2025 category revenue is KRW xx.xx. Parts, modifications and other equipment remain a material scope uncertainty. ([kind.krx.co.kr](https://kind.krx.co.kr/external/2026/xx.xx/xx.xx/xx.xx/xx.xx/xx.xx.htm))
   · Evidence informing base-year allocation inputs; displayed values and growth are calculated: YC reports KRW xx.xx in a broad memory-wafer-tester, parts, modification and related revenue category, constraining the inherited equipment budget.
   · Evidence informing base-year allocation inputs; displayed values and growth are calculated: The company's own business description establishes DRAM equipment activity; the assumed xx.xx% allocation is not disclosed.
   · Evidence informing base-year allocation inputs; displayed values and growth are calculated: NAND equipment participation establishes the nonvolatile commercial mapping; the assumed xx.xx% allocation is not an observed split.
9. Chroma ESG - About Chroma: 2025 Group Financial and Operating Profile
   · Evidence informing the 2025 market-value input; displayed series and growth include calculations: Chroma's own disclosure states 2025 group consolidated revenue of USD xx.xx. This broad corporate amount constrains, but does not directly measure, its eligible complete-SoC-tester revenue. ([csr.chromaate.com](https://csr.chromaate.com/en/esg-en/green-chroma-en/brand-en))
10. Chroma ESG - Green Revenue and Financial Performance, 2025
   · Evidence informing the 2024 market-value input; displayed series and growth include calculations: Chroma reports 2025 consolidated revenue growth of xx.xx%. The model uses this company growth rate to backcast its small 2024 scoped revenue budget at a constant conversion basis, not as an observed 2024 tester subtotal. ([csr.chromaate.com](https://csr.chromaate.com/en/esg-en/green-chroma-en/green-revenue-en))
   · Evidence informing the 2025 market-value input; displayed series and growth include calculations: The disclosure distinguishes broad measurement products and SLT demand, reinforcing the need to exclude unrelated corporate revenue from the SoC/memory tester estimate. ([csr.chromaate.com](https://csr.chromaate.com/en/esg-en/green-chroma-en/green-revenue-en))

11. Federal Reserve Board - Foreign Exchange Rates, G.5A, January 5, 2026

    · Evidence informing the 2023 market-value input; displayed series and growth include calculations: The official annual-average exchange-rate release supplies the currency-conversion benchmark; the model uses JPY xx.xx per USD for its large calendar-2023 Japanese revenue anchor and an explicitly rounded KRW conversion for the smaller Korean budget. ([fred.stlouisfed.org](https://fred.stlouisfed.org/series/AEXJPUS/))

    · Evidence informing the 2024 market-value input; displayed series and growth include calculations: The model uses JPY xx.xx per USD for calendar 2024; small CNY and KRW budgets use disclosed approximate conversion assumptions close to the official annual averages. ([fred.stlouisfed.org](https://fred.stlouisfed.org/series/AEXJPUS/))

    · Evidence informing the 2025 market-value input; displayed series and growth include calculations: The model uses JPY xx.xx per USD for calendar 2025. CNY xx.xx and KRW xx.xx per USD are rounded modeling conventions, not the release's exact observations. ([fred.stlouisfed.org](https://fred.stlouisfed.org/series/AEXJPUS/))

12. SEMI - 2018 Global Semiconductor Equipment Sales Jump to Record USD 64.5 Billion

    · Evidence informing the 2017 market-value input; displayed series and growth include calculations: The association's member-billings release reports xx.xx% growth in total test equipment sales in 2018. Its inverse supplies the 2017 historical proxy; it is not a direct observation of the narrower captured market. ([www1.semi.org](https://www1.semi.org/en/2018-global-semiconductor-equipment-sales-jump-record-xx.xx-billion))

    · Evidence informing the 2018 market-value input; displayed series and growth include calculations: The release reports approximately USD xx.xx of total semiconductor-equipment sales in 2018, used only with the 2019 equipment total as a disclosed broad-cycle proxy. ([www1.semi.org](https://www1.semi.org/en/2018-global-semiconductor-equipment-sales-jump-record-xx.xx-billion))

13. SEMI - 2020 Global Semiconductor Equipment Sales Surge 19% to Industry Record USD 71.2 Billion

    · Evidence informing the 2018 market-value input; displayed series and growth include calculations: The release reports 2019 total equipment billings of USD xx.xx. Relative to the published approximate 2018 total, this supplies a broad-equipment downturn proxy, not an observed SoC/memory tester growth rate. ([semi.org](https://www.semi.org/en/news-media-press/semi-press-releases/annual-global-semiconductor-equipment-sales))

    · Evidence informing the 2019 market-value input; displayed series and growth include calculations: Reported 2020 total-test-equipment growth of xx.xx% supplies the inverse bridge into 2019. ([semi.org](https://www.semi.org/en/news-media-press/semi-press-releases/annual-global-semiconductor-equipment-sales))

    · Evidence informing the 2020 market-value input; displayed series and growth include calculations: The association's member-submitted billings dataset reports xx.xx% total-test-equipment growth in 2020, used as a historical demand-cycle proxy. ([semi.org](https://www.semi.org/en/news-media-press/semi-press-releases/annual-global-semiconductor-equipment-sales))

14. SEMI - 2021 Global Semiconductor Equipment Sales Surge 44% to Industry Record USD 102.6 Billion

    · Evidence informing the 2020 market-value input; displayed series and growth include calculations: Reported total-test-equipment sales growth of xx.xx% in 2021 supports the inverse bridge from the 2021 estimate to 2020. ([semi.org](https://www.semi.org/en/news-media-press-releases/semi-press-releases/2021-global-semiconductor-equipment-sales-surge-xx.xx%xx.xx-to-industry-record-%xx.xx-billion-semi-reports))

    · Evidence informing the 2021 market-value input; displayed series and growth include calculations: The xx.xx% test-equipment increase is a member-billings observation for a broader equipment class, not the final market value returned here. ([semi.org](https://www.semi.org/en/news-media-press-releases/semi-press-releases/2021-global-semiconductor-equipment-sales-surge-xx.xx%xx.xx-to-industry-record-%xx.xx-billion-semi-reports))

15. SEMI - Global Semiconductor Equipment Billings Reach Industry Record USD 107.6 Billion in 2022

    · Evidence informing the 2021 market-value input; displayed series and growth include calculations: The release reports a xx.xx% contraction in total-test-equipment billings in 2022, supporting the inverse historical bridge into 2021. ([semi.org](https://www.semi.org/en/news-media-press-releases/semi-press-releases/global-semiconductor-equipment-billings-reach-industry-record-%xx.xx-billion-in-2022-semi-reports))

16. SEMI - Global Semiconductor Equipment Billings Slip to USD 106.3 Billion in 2023

· Evidence informing the 2023 market-value input; displayed series and growth include calculations: The xx.xx% broader test-equipment decline supplies a historical-cycle constraint and one small-supplier backcast assumption, not the target-market level.
([semi.org](https://www.semi.org/en/news-media-press-releases/semi-press-releases/global-semiconductor-equipment-billings-slip-to-%xx.xx-billion-in-2023-semi-reports))

17. SEMI - Global Semiconductor Equipment Billings Surged to USD 117 Billion in 2024

· Evidence informing the 2024 market-value input; displayed series and growth include calculations: Realized total-test-equipment billings increased xx.xx% in 2024. This independently checks the direction and approximate magnitude of the modeled target-market recovery without substituting the broader category for this market.
([semi.org](https://www.semi.org/en/semi-press-release/global-semiconductor-equipment-billings-surged-to-xx.xx-billion-dollars-in-2024-semi-reports))

18. SEMI - Global Semiconductor Equipment Billings Reached USD 135 Billion in 2025

· Evidence informing the 2025 market-value input; displayed series and growth include calculations: The association reports realized total-test-equipment billings growth of xx.xx% in 2025. The modeled target-market increase of approximately xx.xx% is directionally consistent; differing product boundaries prevent an exact reconciliation.
([semi.org](https://www.semi.org/en/SEMI-Reports-Global-Semiconductor-Equipment-Billings-Reached-xx.xx-Billion-in-2025))

19. Advantest - Annual Securities Report and Business Report for the Year Ended March 31, 2026

- Evidence informing the 2025 market-value input; displayed series and growth include calculations: Note xx.xx identifies customer operating leases of semiconductor test systems and JPY xx.xx of future payments receivable at March xx.xx 2025. This establishes a small supplier-specific leasing activity, not annual global leasing revenue. ([advantest.com](https://www.advantest.com/document/en/investors/ir-library/report/IR_SecuritiesandBusinesReport_84th_en.pdf))
- Evidence informing the 2026 market-value input; displayed series and growth include calculations: Future customer lease payments receivable were JPY xx.xx at March xx.xx 2026; disclosed terms were one to three years and noncancelable. These figures qualify any assumption that OEM leasing is necessarily large or offers flexible exit. ([advantest.com](https://www.advantest.com/document/en/investors/ir-library/report/IR_SecuritiesandBusinesReport_84th_en.pdf))
- Evidence informing base-year allocation inputs; displayed values and growth are calculated: Named NVIDIA-group customer receipts constrain direct fabless purchasing; fiscal/calendar and eligible-equipment attribution remain modeled.
- Evidence informing forecast-year allocation inputs; displayed values and growth are calculated: Named NVIDIA-group customer receipts constrain direct fabless purchasing; fiscal/calendar and eligible-equipment attribution remain modeled.
- Evidence informing base-year allocation inputs; displayed values and growth are calculated: Named TSMC customer receipts anchor the foundry purchasing model; other suppliers and foundries require explicit coverage assumptions.
- Evidence informing forecast-year allocation inputs; displayed values and growth are calculated: Named TSMC customer receipts anchor the foundry purchasing model; other suppliers and foundries require explicit coverage assumptions.
- Evidence informing base-year allocation inputs; displayed values and growth are calculated: The equipment-revenue policy recognizes product revenue when control transfers on contractual delivery or acceptance, supporting the purchase classification rather than service-revenue attribution. ([advantest.com](https://www.advantest.com/document/en/investors/ir-library/report/IR_SecuritiesandBusinesReport_84th_en.pdf))
- Evidence informing forecast-year allocation inputs; displayed values and growth are calculated: The equipment-revenue policy recognizes product revenue when control transfers on contractual delivery or acceptance, supporting the purchase classification rather than service-revenue attribution. ([advantest.com](https://www.advantest.com/document/en/investors/ir-library/report/IR_SecuritiesandBusinesReport_84th_en.pdf))
- Evidence informing base-year allocation inputs; displayed values and growth are calculated: Note xx.xx discloses customer operating leases, one-to-three-year noncancelable terms, and remaining payments of JPY xx.xx and JPY xx.xx at March xx.xx 2025 and March xx.xx 2026. These constrain contractual and adoption assumptions, not annual global leasing revenue or the final forecast share. ([advantest.com](https://www.advantest.com/document/en/investors/ir-library/report/IR_SecuritiesandBusinesReport_84th_en.pdf))
- Evidence informing forecast-year allocation inputs; displayed values and growth are calculated: Note xx.xx discloses customer operating leases, one-to-three-year noncancelable terms, and remaining payments of JPY xx.xx and JPY xx.xx at March xx.xx 2025 and March xx.xx 2026. These constrain contractual and adoption assumptions, not annual global leasing revenue or the final forecast share. ([advantest.com](https://www.advantest.com/document/en/investors/ir-library/report/IR_SecuritiesandBusinesReport_84th_en.pdf))
- Evidence informing base-year allocation inputs; displayed values and growth are calculated: Wholly owned regional test-system sales subsidiaries establish consolidated manufacturer selling, while customer operating leases establish an OEM leasing route; both support the contractual-role allocation premise. ([advantest.com](https://www.advantest.com/document/en/investors/ir-library/report/IR_SecuritiesandBusinesReport_84th_en.pdf))
- Evidence informing forecast-year allocation inputs; displayed values and growth are calculated: Wholly owned regional test-system sales subsidiaries establish consolidated manufacturer selling, while customer operating leases establish an OEM leasing route; both support the contractual-role allocation premise. ([advantest.com](https://www.advantest.com/document/en/investors/ir-library/report/IR_SecuritiesandBusinesReport_84th_en.pdf))
- Evidence informing base-year allocation inputs; displayed values and growth are calculated: Future customer lease payments of JPY xx.xx at March xx.xx 2025 and JPY xx.xx at March xx.xx 2026 are supplier-specific receivables, not annual global merchant lease revenue; they limit rather than verify the leasing assumptions. ([advantest.com](https://www.advantest.com/document/en/investors/ir-library/report/IR_SecuritiesandBusines

20. Amkor Technology, Inc. - Form 10-K for the Year Ended December 31, 2025

- Evidence informing the 2025 market-value input; displayed series and growth include calculations: Amkor reports 2025 capital expenditures of USD xx.xx versus USD xx.xx in 2024, covering packaging, testing and facilities. The amount is a buyer-spending constraint, not tester-only spending. ([sec.gov](https://www.sec.gov/Archives/edgar/data/xx.xx/xx.xx/amkr-xx.xx.htm))
- Evidence informing the 2026 market-value input; displayed series and growth include calculations: The filing's USD xx.xx-xx.xx 2026 capital-expenditure expectation is primarily increased by Arizona construction. It cannot be treated as an equivalent tester award or annual tester-market increment. ([sec.gov](https://www.sec.gov/Archives/edgar/data/xx.xx/xx.xx/amkr-xx.xx.htm))
- Evidence informing the 2028 market-value input; displayed series and growth include calculations: Standardized tester investment, customer-consigned equipment and equipment-redeployment risks qualify the conversion from announced capacity projects to incremental tester purchases. No project investment is added directly to the 2028 forecast. ([sec.gov](https://www.sec.gov/Archives/edgar/data/xx.xx/xx.xx/amkr-xx.xx.htm))
- Evidence informing the 2029 market-value input; displayed series and growth include calculations: The buyer's broad spending and commitment disclosures support retaining procurement-conversion and reuse uncertainty rather than equating project completion with tester sales. ([sec.gov](https://www.sec.gov/Archives/edgar/data/xx.xx/xx.xx/amkr-xx.xx.htm))
- Evidence informing base-year allocation inputs; displayed values and growth are calculated: Portugal operating assets support an eligible production and engineering purchaser pool.
- Evidence informing forecast-year allocation inputs; displayed values and growth are calculated: Portugal operating assets support an eligible production and engineering purchaser pool.
- Evidence informing base-year allocation inputs; displayed values and growth are calculated: The test-equipment accounting-life extension from five to seven years constrains the annualized production denominator against which engineering purchasing is compared. ([sec.gov](https://www.sec.gov/Archives/edgar/data/xx.xx/xx.xx/amkr-xx.xx.htm))
- Evidence informing forecast-year allocation inputs; displayed values and growth are calculated: The test-equipment accounting-life extension from five to seven years constrains the annualized production denominator against which engineering purchasing is compared. ([sec.gov](https://www.sec.gov/Archives/edgar/data/xx.xx/xx.xx/amkr-xx.xx.htm))
- Evidence informing base-year allocation inputs; displayed values and growth are calculated: Seven-year test-equipment accounting life anchors the selected purchasing-frequency proxy; broad capital expenditure is not treated as tester-only spending. ([sec.gov](https://www.sec.gov/Archives/edgar/data/xx.xx/xx.xx/amkr-xx.xx.htm))
- Evidence informing forecast-year allocation inputs; displayed values and growth are calculated: Seven-year test-equipment accounting life anchors the selected purchasing-frequency proxy; broad capital expenditure is not treated as tester-only spending. ([sec.gov](https://www.sec.gov/Archives/edgar/data/xx.xx/xx.xx/amkr-xx.xx.htm))
- Evidence informing base-year allocation inputs; displayed values and growth are calculated: Standardized platforms and customer-consigned testers qualify ownership and reuse attribution; these conditions do not establish accepted joint-purpose deployment. ([sec.gov](https://www.sec.gov/Archives/edgar/data/xx.xx/xx.xx/amkr-xx.xx.htm))
- Evidence informing forecast-year allocation inputs; displayed values and growth are calculated: Standardized platforms and customer-consigned testers qualify ownership and reuse attribution; these conditions do not establish accepted joint-purpose deployment. ([sec.gov](https://www.sec.gov/Archives/edgar/data/xx.xx/xx.xx/amkr-xx.xx.htm))
- Evidence informing base-year allocation inputs; displayed values and growth are calculated: The buyer reports approximately xx.xx% Computing sales and standardized tester investment, providing a representativeness and reuse check, not equipment-market weights. ([sec.gov](https://www.sec.gov/Archives/edgar/data/xx.xx/xx.xx/amkr-xx.xx.htm))
- Evidence informing forecast-year allocation inputs; displayed values and growth are calculated: The buyer reports approximately xx.xx% Computing sales and standardized tester investment, providing a representativeness and reuse check, not equipment-market weights. ([sec.gov](https://www.sec.gov/Archives/edgar/data/xx.xx/xx.xx/amkr-xx.xx.htm))
- Evidence informing base-year allocation inputs; displayed values and growth are calculated: Approximately xx.xx% Communications sales and customer-consigned equipment demonstrate why operator revenue and ownership cannot directly determine tester purchasing shares. ([sec.gov](https://www.sec.gov/Archives/edgar/data/xx.xx/xx.xx/amkr-xx.xx.htm))
- Evidence informing forecast-year allocation inputs; displayed values and growth are calculated: Approximately xx.xx% Communications sales and customer-consigned equipment demonstrate why operator

21. Intel Corporation - Form 10-K for the Year Ended December 27, 2025
    - Evidence informing forecast-year allocation inputs; displayed values and growth are calculated: Discontinued Germany expansion constrains the forecast; no canceled-project tester increment is included.
    - Evidence informing forecast-year allocation inputs; displayed values and growth are calculated: Discontinued Poland expansion constrains the forecast equipment pool.
22. Chips Joint Undertaking - EU Strengthens Semiconductor Sovereignty with Pilot Lines and Competence Centres, April 2025
    - Evidence informing base-year allocation inputs; displayed values and growth are calculated: Selection of xx.xx competence centres across xx.xx countries supports broad research access, not equal local tester purchases.
    - Evidence informing forecast-year allocation inputs; displayed values and growth are calculated: Selection of xx.xx competence centres across xx.xx countries supports broad research access, not equal local tester purchases.
23. NXP Semiconductors - 2025 Annual Report and Financial Statements
    - Evidence informing base-year allocation inputs; displayed values and growth are calculated: A Netherlands operating manufacturing site constrains the local equipment-purchaser premise without equating chip output to tester demand.
    - Evidence informing forecast-year allocation inputs; displayed values and growth are calculated: A Netherlands operating manufacturing site constrains the local equipment-purchaser premise without equating chip output to tester demand.

24. Teradyne - Magnum 2 Memory Test Solution
    - Evidence informing base-year allocation inputs; displayed values and growth are calculated: Magnum xx.xx lists SRAM applications, establishing a commercial category mapping without supplying a revenue weight.
    - Evidence informing forecast-year allocation inputs; displayed values and growth are calculated: Magnum xx.xx lists SRAM applications, establishing a commercial category mapping without supplying a revenue weight.
    - Evidence informing base-year allocation inputs; displayed values and growth are calculated: DRAM, SRAM, NOR and NAND capability overlaps support mutually exclusive configuration attribution rather than adding advertised capabilities as sales.
    - Evidence informing forecast-year allocation inputs; displayed values and growth are calculated: DRAM, SRAM, NOR and NAND capability overlaps support mutually exclusive configuration attribution rather than adding advertised capabilities as sales.
    - Evidence informing base-year allocation inputs; displayed values and growth are calculated: Low-end SoC and memory applications identify a candidate combined-capability pool; actual joint customer mandates and numerical fractions remain unmeasured.
    - Evidence informing forecast-year allocation inputs; displayed values and growth are calculated: Low-end SoC and memory applications identify a candidate combined-capability pool; actual joint customer mandates and numerical fractions remain unmeasured.
    - Evidence informing base-year allocation inputs; displayed values and growth are calculated: Separately identifies an engineering configuration, supporting purpose classification and the direction of the modeled realization difference, not its exact numerical price ratio. ([teradyne.com](https://www.teradyne.com/products/magnum-xx.xx/))
    - Evidence informing forecast-year allocation inputs; displayed values and growth are calculated: Separately identifies an engineering configuration, supporting purpose classification and the direction of the modeled realization difference, not its exact numerical price ratio. ([teradyne.com](https://www.teradyne.com/products/magnum-xx.xx/))
    - Evidence informing base-year allocation inputs; displayed values and growth are calculated: Separately identifies production configurations, supporting production-purpose attribution rather than classification from family-wide capability alone. ([teradyne.com](https://www.teradyne.com/products/magnum-xx.xx/))
    - Evidence informing forecast-year allocation inputs; displayed values and growth are calculated: Separately identifies production configurations, supporting production-purpose attribution rather than classification from family-wide capability alone. ([teradyne.com](https://www.teradyne.com/products/magnum-xx.xx/))
    - Evidence informing base-year allocation inputs; displayed values and growth are calculated: Engineering programs can transfer to production versions; this supports conditional continuity but does not measure joint-purpose purchases or the forecast adoption multiplier. ([teradyne.com](https://www.teradyne.com/products/magnum-xx.xx/))
    - Evidence informing forecast-year allocation inputs; displayed values and growth are calculated: Engineering programs can transfer to production versions; this supports conditional continuity but does not measure joint-purpose purchases or the forecast adoption multiplier. ([teradyne.com](https://www.teradyne.com/products/magnum-xx.xx/))
25. Advantest - T5835 Memory Test System
    - Evidence informing base-year allocation inputs; displayed values and growth are calculated: T5835 is commercially positioned for both DRAM and NAND, supporting the cross-family classification premise but not the modeled co-primary revenue fraction.
    - Evidence informing forecast-year allocation inputs; displayed values and growth are calculated: T5835 is commercially positioned for both DRAM and NAND, supporting the cross-family classification premise but not the modeled co-primary revenue fraction.

26. Advantest - T5503HS2 Memory Test System
    - Evidence informing base-year allocation inputs; displayed values and growth are calculated: DRAM/HBM product positioning establishes category mapping; the documented installed-T5503 upgrade path supports retaining upgrade-substitution uncertainty rather than assuming universal replacement.
    - Evidence informing forecast-year allocation inputs; displayed values and growth are calculated: DRAM/HBM product positioning establishes category mapping; the documented installed-T5503 upgrade path supports retaining upgrade-substitution uncertainty rather than assuming universal replacement.
27. Advantest will Showcase Latest Memory Test Solutions at Future of Memory and Storage 2024
    - Evidence informing base-year allocation inputs; displayed values and growth are calculated: The August xx.xx 2024 announcement identifies T5835 among promoted memory offerings, establishing pre-base-year commercial positioning without proving customer acceptance or sales mix.
28. Advantest - V93000 SoC Test Systems
    - Evidence informing base-year allocation inputs; displayed values and growth are calculated: Advantest classifies V93000 as a SoC Test System, supporting the commercial mapping of its reported SoC equipment pool without establishing a sales percentage.
    - Evidence informing forecast-year allocation inputs; displayed values and growth are calculated: Advantest classifies V93000 as a SoC Test System, supporting the commercial mapping of its reported SoC equipment pool without establishing a sales percentage.
    - Evidence informing base-year allocation inputs; displayed values and growth are calculated: V93000 documentation identifies reusable programs and interface hardware across generations and supplier-developed SmarTest software. These support the retained-investment condition, not a measured switching rate or forecast share. ([advantest.com](https://www.advantest.com/en/products/semiconductor-test-system/soc/v93000/))
    - Evidence informing forecast-year allocation inputs; displayed values and growth are calculated: V93000 documentation identifies reusable programs and interface hardware across generations and supplier-developed SmarTest software. These support the retained-investment condition, not a measured switching rate or forecast share. ([advantest.com](https://www.advantest.com/en/products/semiconductor-test-system/soc/v93000/))
29. Emerson Electric Co. - Form 10-K for the Year Ended September 30, 2025
    - Evidence informing base-year allocation inputs; displayed values and growth are calculated: Reported Test & Measurement sales of USD xx.xx in FY2025 and USD xx.xx in FY2024 constrain the broad NI revenue proxy, not complete SoC/memory tester revenue. ([ir.emerson.com](https://ir.emerson.com/sec-filings/all-sec-filings/content/xx.xx-xx.xx-xx.xx/emr-xx.xx.htm))
30. Emerson Electric Co. - Form 10-Q for the Quarter Ended December 31, 2025
    - Evidence informing base-year allocation inputs; displayed values and growth are calculated: December-quarter Test & Measurement sales of USD xx.xx versus USD xx.xx supply the approximate calendar bridge. Prior-period segment presentation was reclassified, limiting level comparability. ([sec.gov](https://www.sec.gov/Archives/edgar/data/xx.xx/xx.xx/emr-xx.xx.htm))
31. National Instruments Corporation - 2022 Annual Report
    - Evidence informing base-year allocation inputs; displayed values and growth are calculated: Semiconductor and Electronics represented approximately xx.xx% of NI's 2022 revenue, with approximately half from production test and half from R&D test. These historical mix observations calibrate, but do not verify, the 2025 scoped equipment budget. ([sec.gov](https://www.sec.gov/Archives/edgar/data/xx.xx/xx.xx/ny20006399x3_ars.pdf))

32. Advantest - FY2025 Financial Briefing, April 27, 2026

· Evidence informing base-year allocation inputs; displayed values and growth are calculated: Automotive/industrial/consumer/DDIC represented approximately xx.xx% and xx.xx% of fiscal SoC sales in FY2024 and FY2025, rounded to five-percentage-point increments. These application proportions constrain the mainstream equipment attribution. ([advantest.com](https://www.advantest.com/document/en/investors/ir-library/result/JE_BIZ_260427_slide.pdf))

· Evidence informing forecast-year allocation inputs; displayed values and growth are calculated: Automotive/industrial/consumer/DDIC represented approximately xx.xx% and xx.xx% of fiscal SoC sales in FY2024 and FY2025, rounded to five-percentage-point increments. These application proportions constrain the mainstream equipment attribution. ([advantest.com](https://www.advantest.com/document/en/investors/ir-library/result/JE_BIZ_260427_slide.pdf))

· Evidence informing base-year allocation inputs; displayed values and growth are calculated: Fiscal SoC sales increased from JPY xx.xx to JPY xx.xx, while computing/communications represented approximately xx.xx% of FY2025 SoC sales. This supports differentiated application-growth assumptions, not a directly observed proprietary share or future allocation. ([advantest.com](https://www.advantest.com/document/en/investors/ir-library/result/JE_BIZ_260427_slide.pdf))

· Evidence informing forecast-year allocation inputs; displayed values and growth are calculated: Fiscal SoC sales increased from JPY xx.xx to JPY xx.xx, while computing/communications represented approximately xx.xx% of FY2025 SoC sales. This supports differentiated application-growth assumptions, not a directly observed proprietary share or future allocation. ([advantest.com](https://www.advantest.com/document/en/investors/ir-library/result/JE_BIZ_260427_slide.pdf))

33. Advantest - Annual Report 2005

· Evidence informing base-year allocation inputs; displayed values and growth are calculated: The report identifies T2000's OPENSTAR basis and publicly available specifications developed through the Semiconductor Test Consortium. This supports historical standards classification only; its historical market-share statements are not used. ([www3.advantest.com](https://www3.advantest.com/documents/xx.xx/xx.xx/pdf_investor_AR2005_en.pdf))

· Evidence informing forecast-year allocation inputs; displayed values and growth are calculated: The report identifies T2000's OPENSTAR basis and publicly available specifications developed through the Semiconductor Test Consortium. This supports historical standards classification only; its historical market-share statements are not used. ([www3.advantest.com](https://www3.advantest.com/documents/xx.xx/xx.xx/pdf_investor_AR2005_en.pdf))

34. Advantest - What Is ATE (Automated Test Equipment)? Roles, Systems & Future Outlook

· Evidence informing base-year allocation inputs; displayed values and growth are calculated: Current company positioning identifies T2000 as open architecture and associates it with microcontroller and automotive applications, supporting continuity of the classification premise without measuring sales. ([advantest.com](https://www.advantest.com/en/semiconductor-basics/automated-test-equipment/))

· Evidence informing forecast-year allocation inputs; displayed values and growth are calculated: Current company positioning identifies T2000 as open architecture and associates it with microcontroller and automotive applications, supporting continuity of the classification premise without measuring sales. ([advantest.com](https://www.advantest.com/en/semiconductor-basics/automated-test-equipment/))

· Evidence informing base-year allocation inputs; displayed values and growth are calculated: The company distinguishes V93000's supplier-specific architecture from T2000's open-architecture positioning, supporting platform-level rather than supplier-wide classification. ([advantest.com](https://www.advantest.com/en/semiconductor-basics/automated-test-equipment/))

· Evidence informing forecast-year allocation inputs; displayed values and growth are calculated: The company distinguishes V93000's supplier-specific architecture from T2000's open-architecture positioning, supporting platform-level rather than supplier-wide classification. ([advantest.com](https://www.advantest.com/en/semiconductor-basics/automated-test-equipment/))

35. NI - What Is the Semiconductor Test System (STS)?

· Evidence informing base-year allocation inputs; displayed values and growth are calculated: STS is an integrated PXI-based ATE offering with broad RF, mixed-signal and MEMS positioning. This establishes the architecture and turnkey commercial model while requiring deductions for applications outside the captured SoC/memory boundary. ([ni.com](https://www.ni.com/en/shop/electronic-test-instrumentation/what-is-the-semiconductor-test-system.html))

· Evidence informing forecast-year allocation inputs; displayed values and growth are calculated: STS is an integrated PXI-based ATE offering with broad RF, mixed-signal and MEMS positioning. This establishes the architecture and turnkey commercial model while requiring deductions for applications outside the captured SoC/memory boundary. ([ni.com](https://www.ni.com/en/shop/electronic-test-instrumentation/what-is-the-semiconductor-test-system.html))

36. Marvin Test Solutions - PXIe Semiconductor Test System, TS-960e Series

· Evidence informing base-year allocation inputs; displayed values and growth are calculated: TS-960e is marketed as a complete integrated PXI Express semiconductor system for SoC applications, including proprietary application elements. It establishes commercial category participation, not the modeled smaller-system shipment count or price. ([marvintest.com](https://www.marvintest.com/Product/TS-960e-Series))

37. Emerson Electric Co. - Form 10-Q for the Quarter Ended June 30, 2026

· Evidence informing forecast-year allocation inputs; displayed values and growth are calculated: Nine-month Test & Measurement revenue of USD xx.xx versus USD xx.xx provides the broad growth calibration for the assumed 2026 eligible-equipment increase. Semiconductor and aerospace/defense both contributed, so the disclosure does not isolate open-standard SoC/memory sales. ([ir.emerson.com](https://ir.emerson.com/sec-filings/all-sec-filings/content/xx.xx-xx.xx-xx.xx/emr-xx.xx.htm))

38. PXI Systems Alliance - What Is PXI

· Evidence informing base-year allocation inputs; displayed values and growth are calculated: The association defines PXI as an open modular standard with a multi-vendor ecosystem and distinguishes its building blocks from completed application systems. This supports the governing-architecture boundary, not sales weights. ([pxisa.org](https://pxisa.org/what-is-pxi/))

· Evidence informing forecast-year allocation inputs; displayed values and growth are calculated: The association defines PXI as an open modular standard with a multi-vendor ecosystem and distinguishes its building blocks from completed application systems. This supports the governing-architecture boundary, not sales weights. ([pxisa.org](https://pxisa.org/what-is-pxi/))

39. Test Services - UTAC Group

- Evidence informing base-year allocation inputs; displayed values and growth are calculated: Reports xx.xx+ test engineers alongside 2,000+ testers, anchoring the engineering-station proxy used in the base model and carried into the forecast; it does not disclose purpose sales shares. ([utacgroup.com](https://utacgroup.com/test-services/))
- Evidence informing forecast-year allocation inputs; displayed values and growth are calculated: Reports xx.xx+ test engineers alongside 2,000+ testers, anchoring the engineering-station proxy used in the base model and carried into the forecast; it does not disclose purpose sales shares. ([utacgroup.com](https://utacgroup.com/test-services/))
- Evidence informing base-year allocation inputs; displayed values and growth are calculated: The 2,000+ tester fleet provides an operator-stock benchmark that is converted to annual value only through the disclosed purchasing-frequency assumptions. ([utacgroup.com](https://utacgroup.com/test-services/))
- Evidence informing forecast-year allocation inputs; displayed values and growth are calculated: The 2,000+ tester fleet provides an operator-stock benchmark that is converted to annual value only through the disclosed purchasing-frequency assumptions. ([utacgroup.com](https://utacgroup.com/test-services/))
- Evidence informing base-year allocation inputs; displayed values and growth are calculated: Advertises engineering services and production testing within the same business, supporting commercial coexistence but not the assumed accepted joint-purpose percentage or future adoption. ([utacgroup.com](https://utacgroup.com/test-services/))
- Evidence informing forecast-year allocation inputs; displayed values and growth are calculated: Advertises engineering services and production testing within the same business, supporting commercial coexistence but not the assumed accepted joint-purpose percentage or future adoption. ([utacgroup.com](https://utacgroup.com/test-services/))

40. Efforts to Provide Value Through Business - Advantest

- Evidence informing base-year allocation inputs; displayed values and growth are calculated: States typical customer equipment use of xx.xx-xx.xx years, providing a longer-use sensitivity for the stock-to-purchasing-value bridge rather than a measured engineering share. ([advantest.com](https://www.advantest.com/en/about/sustainability/society/responding-product-liability/))
- Evidence informing base-year allocation inputs; displayed values and growth are calculated: The xx.xx-xx.xx-year use period constrains replacement assumptions and is distinguished from the buyer accounting-life proxy used in the working model. ([advantest.com](https://www.advantest.com/en/about/sustainability/society/responding-product-liability/))

41. A New Approach for IC Test - Leveraging the Strength of the PXI Platform - NI

- Evidence informing base-year allocation inputs; displayed values and growth are calculated: Describes scalable characterization and production configurations and the commercial constraints of traditional laboratory ATE, supporting a distinct engineering purchasing model. ([ni.com](https://www.ni.com/en/shop/electronic-test-instrumentation/what-is-the-semiconductor-test-system/a-new-approach-for-ic-test---leveraging-the-strength-of-the-pxi-.html))
- Evidence informing forecast-year allocation inputs; displayed values and growth are calculated: Describes scalable characterization and production configurations and the commercial constraints of traditional laboratory ATE, supporting a distinct engineering purchasing model. ([ni.com](https://www.ni.com/en/shop/electronic-test-instrumentation/what-is-the-semiconductor-test-system/a-new-approach-for-ic-test---leveraging-the-strength-of-the-pxi-.html))
- Evidence informing base-year allocation inputs; displayed values and growth are calculated: Shared hardware and software support a continuity scenario, but the record provides neither accepted joint-deployment revenue nor future penetration; both remain explicit assumptions. ([ni.com](https://www.ni.com/en/shop/electronic-test-instrumentation/what-is-the-semiconductor-test-system/a-new-approach-for-ic-test---leveraging-the-strength-of-the-pxi-.html))
- Evidence informing forecast-year allocation inputs; displayed values and growth are calculated: Shared hardware and software support a continuity scenario, but the record provides neither accepted joint-deployment revenue nor future penetration; both remain explicit assumptions. ([ni.com](https://www.ni.com/en/shop/electronic-test-instrumentation/what-is-the-semiconductor-test-system/a-new-approach-for-ic-test---leveraging-the-strength-of-the-pxi-.html))

42. Teradyne - 2025 Annual Report to Shareholders
- Evidence informing base-year allocation inputs; displayed values and growth are calculated: The USD xx.xx Compute application weight anchors the scoped Computing allocation. ([investors.teradyne.com](https://investors.teradyne.com/sec-filings/all-sec-filings/content/xx.xx-xx.xx-xx.xx/xx.xx-xx.xx-xx.xx.pdf))
- Evidence informing base-year allocation inputs; displayed values and growth are calculated: The USD xx.xx Mobility weight and networking exposure support the modeled Communications bridge. ([investors.teradyne.com](https://investors.teradyne.com/sec-filings/all-sec-filings/content/xx.xx-xx.xx-xx.xx/xx.xx-xx.xx-xx.xx.pdf))
- Evidence informing base-year allocation inputs; displayed values and growth are calculated: Published application buckets constrain the budget, but the consumer carve-out is an explicit attribution assumption. ([investors.teradyne.com](https://investors.teradyne.com/sec-filings/all-sec-filings/content/xx.xx-xx.xx-xx.xx/xx.xx-xx.xx-xx.xx.pdf))
- Evidence informing base-year allocation inputs; displayed values and growth are calculated: USD xx.xx Auto-Industrial revenue supplies the pre-exclusion pool, not an observed Automotive subtotal. ([investors.teradyne.com](https://investors.teradyne.com/sec-filings/all-sec-filings/content/xx.xx-xx.xx-xx.xx/xx.xx-xx.xx-xx.xx.pdf))
- Evidence informing base-year allocation inputs; displayed values and growth are calculated: The shared Auto-Industrial pool constrains Industrial Electronics after scope and end-use adjustments. ([investors.teradyne.com](https://investors.teradyne.com/sec-filings/all-sec-filings/content/xx.xx-xx.xx-xx.xx/xx.xx-xx.xx-xx.xx.pdf))
- Evidence informing base-year allocation inputs; displayed values and growth are calculated: The application budget constrains the modeled specialized tail; separate Product Test defense revenue is excluded. ([investors.teradyne.com](https://investors.teradyne.com/sec-filings/all-sec-filings/content/xx.xx-xx.xx-xx.xx/xx.xx-xx.xx-xx.xx.pdf))

43. TSMC - 2025 Form 20-F
- Evidence informing base-year allocation inputs; displayed values and growth are calculated: 2025 HPC revenue of NT$xx.xx anchors the adjusted logic-demand proxy; networking is separated by assumption. ([investor.tsmc.com](https://investor.tsmc.com/sites/ir/sec-filings/2025_20F%20Report.pdf))
- Evidence informing base-year allocation inputs; displayed values and growth are calculated: Smartphone revenue of NT$xx.xx and networking within HPC constrain Communications, with an explicit equipment-intensity bridge. ([investor.tsmc.com](https://investor.tsmc.com/sites/ir/sec-filings/2025_20F%20Report.pdf))

44. Micron Technology - Form 10-K for the Year Ended August 28, 2025
- Evidence informing base-year allocation inputs; displayed values and growth are calculated: Cloud, data-center and client business revenues constrain Computing's memory-equipment proxy, not equipment receipts directly. ([s25.q4cdn.com](https://s25.q4cdn.com/xx.xx/files/doc_financials/2025/ar/2025-Form-xx.xx-K.pdf))
- Evidence informing base-year allocation inputs; displayed values and growth are calculated: Mobile/client and data-center revenues provide the economic pool for modeled mobile and networking attribution. ([s25.q4cdn.com](https://s25.q4cdn.com/xx.xx/files/doc_financials/2025/ar/2025-Form-xx.xx-K.pdf))
- Evidence informing base-year allocation inputs; displayed values and growth are calculated: USD xx.xx Automotive and Embedded revenue constrains the modeled consumer-memory tail. ([s25.q4cdn.com](https://s25.q4cdn.com/xx.xx/files/doc_financials/2025/ar/2025-Form-xx.xx-K.pdf))
- Evidence informing base-year allocation inputs; displayed values and growth are calculated: The embedded business supplies a bounded activity proxy requiring scope, realization and end-use adjustments. ([s25.q4cdn.com](https://s25.q4cdn.com/xx.xx/files/doc_financials/2025/ar/2025-Form-xx.xx-K.pdf))
- Evidence informing base-year allocation inputs; displayed values and growth are calculated: The embedded business constrains Industrial Electronics memory activity; its equipment conversion is assumed. ([s25.q4cdn.com](https://s25.q4cdn.com/xx.xx/files/doc_financials/2025/ar/2025-Form-xx.xx-K.pdf))
- Evidence informing base-year allocation inputs; displayed values and growth are calculated: The embedded pool bounds the specialized-memory tail; no separate defense revenue is reported. ([s25.q4cdn.com](https://s25.q4cdn.com/xx.xx/files/doc_financials/2025/ar/2025-Form-xx.xx-K.pdf))

45. Semiconductor Industry Association - 2025 Factbook

· Evidence informing base-year allocation inputs; displayed values and growth are calculated: 2024 PC/Computer semiconductor demand of xx.xx% enters only the scope-adjusted secondary-supplier proxy. ([semiconductors.org](https://www.semiconductors.org/wp-content/uploads/2025/xx.xx/2025-SIA-Factbook-FINAL-xx.xx.pdf))

· Evidence informing base-year allocation inputs; displayed values and growth are calculated: 2024 Communications demand of xx.xx% is adjusted for eligible equipment scope before use. ([semiconductors.org](https://www.semiconductors.org/wp-content/uploads/2025/xx.xx/2025-SIA-Factbook-FINAL-xx.xx.pdf))

· Evidence informing base-year allocation inputs; displayed values and growth are calculated: Consumer semiconductor demand of xx.xx% anchors the adjusted minor-application weights. ([semiconductors.org](https://www.semiconductors.org/wp-content/uploads/2025/xx.xx/2025-SIA-Factbook-FINAL-xx.xx.pdf))

· Evidence informing base-year allocation inputs; displayed values and growth are calculated: Automotive demand of xx.xx% is reduced for non-SoC exposure in the commercial proxy. ([semiconductors.org](https://www.semiconductors.org/wp-content/uploads/2025/xx.xx/2025-SIA-Factbook-FINAL-xx.xx.pdf))

· Evidence informing base-year allocation inputs; displayed values and growth are calculated: Industrial demand of xx.xx% anchors a scope-adjusted weight, not a tester-equipment share. ([semiconductors.org](https://www.semiconductors.org/wp-content/uploads/2025/xx.xx/2025-SIA-Factbook-FINAL-xx.xx.pdf))

· Evidence informing base-year allocation inputs; displayed values and growth are calculated: Government demand of xx.xx%, including military, constrains the specialized end-use proxy. ([semiconductors.org](https://www.semiconductors.org/wp-content/uploads/2025/xx.xx/2025-SIA-Factbook-FINAL-xx.xx.pdf))

46. WSTS - Semiconductor Market Insights, October 2024

· Evidence informing base-year allocation inputs; displayed values and growth are calculated: The detailed Consumer definition includes entertainment products, household white goods and personal wearables, supporting consistent end-use attribution. ([semiconductors.org](https://www.semiconductors.org/wp-content/uploads/2025/xx.xx/WSTS-Presentation-Subscription-Oct2024.pdf))

· Evidence informing forecast-year allocation inputs; displayed values and growth are calculated: The detailed Consumer definition includes entertainment products, household white goods and personal wearables, supporting consistent end-use attribution. ([semiconductors.org](https://www.semiconductors.org/wp-content/uploads/2025/xx.xx/WSTS-Presentation-Subscription-Oct2024.pdf))

· Evidence informing base-year allocation inputs; displayed values and growth are calculated: Industrial includes professional test, control and measuring equipment, distinguishing it from household consumer equipment. ([semiconductors.org](https://www.semiconductors.org/wp-content/uploads/2025/xx.xx/WSTS-Presentation-Subscription-Oct2024.pdf))

· Evidence informing forecast-year allocation inputs; displayed values and growth are calculated: Industrial includes professional test, control and measuring equipment, distinguishing it from household consumer equipment. ([semiconductors.org](https://www.semiconductors.org/wp-content/uploads/2025/xx.xx/WSTS-Presentation-Subscription-Oct2024.pdf))

· Evidence informing base-year allocation inputs; displayed values and growth are calculated: Government is defined as military and aerospace in the detailed end-use illustration, supporting the retained category mapping. ([semiconductors.org](https://www.semiconductors.org/wp-content/uploads/2025/xx.xx/WSTS-Presentation-Subscription-Oct2024.pdf))

· Evidence informing forecast-year allocation inputs; displayed values and growth are calculated: Government is defined as military and aerospace in the detailed end-use illustration, supporting the retained category mapping. ([semiconductors.org](https://www.semiconductors.org/wp-content/uploads/2025/xx.xx/WSTS-Presentation-Subscription-Oct2024.pdf))

47. NXP Semiconductors - Form 10-K for the Year Ended December 31, 2025

· Evidence informing base-year allocation inputs; displayed values and growth are calculated: 2025 Automotive revenue of USD xx.xx, down xx.xx%, qualifies assumptions of immediate equipment-demand acceleration. ([sec.gov](https://www.sec.gov/Archives/edgar/data/xx.xx/xx.xx/nxpi-xx.xx.htm))

· Evidence informing forecast-year allocation inputs; displayed values and growth are calculated: 2025 Automotive revenue of USD xx.xx, down xx.xx%, qualifies assumptions of immediate equipment-demand acceleration. ([sec.gov](https://www.sec.gov/Archives/edgar/data/xx.xx/xx.xx/nxpi-xx.xx.htm))

· Evidence informing base-year allocation inputs; displayed values and growth are calculated: Industrial & IoT revenue of USD xx.xx increased xx.xx%, constraining the near-term recovery assumption rather than measuring tester sales. ([sec.gov](https://www.sec.gov/Archives/edgar/data/xx.xx/xx.xx/nxpi-xx.xx.htm))

· Evidence informing forecast-year allocation inputs; displayed values and growth are calculated: Industrial & IoT revenue of USD xx.xx increased xx.xx%, constraining the near-term recovery assumption rather than measuring tester sales. ([sec.gov](https://www.sec.gov/Archives/edgar/data/xx.xx/xx.xx/nxpi-xx.xx.htm))

48. NXP Semiconductors - Product Longevity
    - Evidence informing forecast-year allocation inputs; displayed values and growth are calculated: Participating products have minimum xx.xx- or xx.xx-year longevity periods; these do not establish tester replacement or support periods.
    ([nxp.com](https://www.nxp.com/products/nxp-product-information/nxp-product-programs/product-longevity%3APRDCT_LONGEVITY_HM))
    - Evidence informing forecast-year allocation inputs; displayed values and growth are calculated: The disclosed longevity condition supports retaining lifecycle uncertainty rather than inferring automatic recurring equipment purchases.
    ([nxp.com](https://www.nxp.com/products/nxp-product-information/nxp-product-programs/product-longevity%3APRDCT_LONGEVITY_HM))
49. DLA ASSIST-QuickSearch - MIL-PRF-38535 Document Details
    - Evidence informing base-year allocation inputs; displayed values and growth are calculated: The official record concerns covered microcircuits and manufacturer qualification, not tester-brand approval or equipment awards; no qualification-derived revenue premium is assumed.
    ([quicksearch.dla.mil](https://quicksearch.dla.mil/qsDocDetails.aspx?ident_number=xx.xx))
    - Evidence informing forecast-year allocation inputs; displayed values and growth are calculated: The official record concerns covered microcircuits and manufacturer qualification, not tester-brand approval or equipment awards; no qualification-derived revenue premium is assumed.
    ([quicksearch.dla.mil](https://quicksearch.dla.mil/qsDocDetails.aspx?ident_number=xx.xx))
50. ASE Technology Holding - Fourth Quarter and Full Year 2025 Financial Results, Form 6-K, February 5, 2026
    - Evidence informing base-year allocation inputs; displayed values and growth are calculated: ASE reports USD xx.xx of 2025 testing-equipment capital expenditure, a monetary purchasing anchor before complete-tester scope deductions.
    - Evidence informing forecast-year allocation inputs; displayed values and growth are calculated: ASE reports USD xx.xx of 2025 testing-equipment capital expenditure, a monetary purchasing anchor before complete-tester scope deductions.
51. ChipMOS - FY2025 and Fourth Quarter 2025 Investor Presentation
    - Evidence informing base-year allocation inputs; displayed values and growth are calculated: The presentation reports TWD xx.xx of 2025 capital expenditure and a xx.xx% testing allocation; currency and complete-tester attribution are modeled bridges.
    - Evidence informing forecast-year allocation inputs; displayed values and growth are calculated: The presentation reports TWD xx.xx of 2025 capital expenditure and a xx.xx% testing allocation; currency and complete-tester attribution are modeled bridges.
52. Alchip - Advanced Testing Services
    - Evidence informing base-year allocation inputs; displayed values and growth are calculated: Alchip identifies an owned V93K hosted at a test house. This supports category and ownership attribution, not annual purchase quantities, prices or the forecast.
    - Evidence informing forecast-year allocation inputs; displayed values and growth are calculated: Alchip identifies an owned V93K hosted at a test house. This supports category and ownership attribution, not annual purchase quantities, prices or the forecast.
53. University of Utah Nanofab - Verigy Tester
    - Evidence informing base-year allocation inputs; displayed values and growth are calculated: The university lists a V93000 SoC platform and access arrangement. This establishes an institutional equipment category, not a 2025 purchase or future procurement.
    - Evidence informing forecast-year allocation inputs; displayed values and growth are calculated: The university lists a V93000 SoC platform and access arrangement. This establishes an institutional equipment category, not a 2025 purchase or future procurement.

54. TEAM A.T.E. - Services

- Evidence informing base-year allocation inputs; displayed values and growth are calculated: The company describes pre-owned purchases and sales across SoC and memory ATE, supporting inclusion of eligible secondary-market purchases. Its undated offering page supplies category evidence, not 2025 transaction value. ([team-ate.com](https://www.team-ate.com/services))
- Evidence informing forecast-year allocation inputs; displayed values and growth are calculated: The company describes pre-owned purchases and sales across SoC and memory ATE, supporting inclusion of eligible secondary-market purchases. Its undated offering page supplies category evidence, not 2025 transaction value. ([team-ate.com](https://www.team-ate.com/services))
- Evidence informing base-year allocation inputs; displayed values and growth are calculated: System rentals, rent-to-own arrangements and leases establish a third-party equipment-access route. The stated field-service limitation qualifies universal availability; neither the offering nor its category list supplies numerical leasing weights. ([team-ate.com](https://www.team-ate.com/services))
- Evidence informing forecast-year allocation inputs; displayed values and growth are calculated: System rentals, rent-to-own arrangements and leases establish a third-party equipment-access route. The stated field-service limitation qualifies universal availability; neither the offering nor its category list supplies numerical leasing weights. ([team-ate.com](https://www.team-ate.com/services))
- Evidence informing base-year allocation inputs; displayed values and growth are calculated: The company distinguishes its representation activities from inventory-based equipment transactions, supporting role-specific classification rather than assigning every represented OEM transaction to resale. ([team-ate.com](https://www.team-ate.com/services))
- Evidence informing forecast-year allocation inputs; displayed values and growth are calculated: The company distinguishes its representation activities from inventory-based equipment transactions, supporting role-specific classification rather than assigning every represented OEM transaction to resale. ([team-ate.com](https://www.team-ate.com/services))
- Evidence informing base-year allocation inputs; displayed values and growth are calculated: Purchasing surplus equipment for inventory, SoC/memory equipment offerings and rental/lease arrangements establish merchant commercial routes. The absence of a worldwide field-service organization qualifies support assumptions but supplies no revenue weight. ([team-ate.com](https://www.team-ate.com/services))
- Evidence informing forecast-year allocation inputs; displayed values and growth are calculated: Purchasing surplus equipment for inventory, SoC/memory equipment offerings and rental/lease arrangements establish merchant commercial routes. The absence of a worldwide field-service organization qualifies support assumptions but supplies no revenue weight. ([team-ate.com](https://www.team-ate.com/services))

55. Advantest Pre-Owned Solutions - Business

- Evidence informing base-year allocation inputs; displayed values and growth are calculated: The OEM's pre-owned business includes equipment resale, license switching, installation and maintenance support. This supports the purchase boundary beyond new equipment, without establishing resale revenue or a future share. ([advantest.com](https://www.advantest.com/en/customer-services/apo/business/))
- Evidence informing forecast-year allocation inputs; displayed values and growth are calculated: The OEM's pre-owned business includes equipment resale, license switching, installation and maintenance support. This supports the purchase boundary beyond new equipment, without establishing resale revenue or a future share. ([advantest.com](https://www.advantest.com/en/customer-services/apo/business/))
- Evidence informing base-year allocation inputs; displayed values and growth are calculated: OEM-managed pre-owned transactions include license switching, installation and maintenance, supporting direct classification when the consolidated manufacturer is the seller regardless of equipment age. ([advantest.com](https://www.advantest.com/en/customer-services/apo/business/))
- Evidence informing forecast-year allocation inputs; displayed values and growth are calculated: OEM-managed pre-owned transactions include license switching, installation and maintenance, supporting direct classification when the consolidated manufacturer is the seller regardless of equipment age. ([advantest.com](https://www.advantest.com/en/customer-services/apo/business/))
- Evidence informing base-year allocation inputs; displayed values and growth are calculated: The OEM-managed resale alternative qualifies an assumption that all pre-owned equipment passes through independent resellers and provides a commercial counterforce to merchant growth, without measuring its magnitude. ([advantest.com](https://www.advantest.com/en/customer-services/apo/business/))
- Evidence informing forecast-year allocation inputs; displayed values and growth are calculated: The OEM-managed resale alternative qualifies an assumption that all pre-owned equipment passes through independent resellers and provides a commercial counterforce to merchant growth, without measuring its magnitude. ([advantest.com](https://www.advantest.com/en/customer-services/apo/business/))

56. IFRS Foundation - IFRIC Update March 2023: Definition of a Lease-Substitution Rights

- Evidence informing base-year allocation inputs; displayed values and growth are calculated: The identified-asset, control and substantive-substitution criteria support distinguishing equipment leasing from outsourced testing services. This is a classification premise for both anchors, not evidence of market prevalence. ([ifrs.org](https://www.ifrs.org/news-and-events/updates/ifric/2023/ifric-update-march-2023/))
- Evidence informing forecast-year allocation inputs; displayed values and growth are calculated: The identified-asset, control and substantive-substitution criteria support distinguishing equipment leasing from outsourced testing services. This is a classification premise for both anchors, not evidence of market prevalence. ([ifrs.org](https://www.ifrs.org/news-and-events/updates/ifric/2023/ifric-update-march-2023/))

57. Spirox Corporation - 2025 Annual Report

- Evidence informing base-year allocation inputs; displayed values and growth are calculated: Consolidated revenue decreased from NTD xx.xx in 2024 to NTD xx.xx in 2025, providing a mixed-product intermediary countercheck to uniform channel growth rather than a global allocation weight. ([file.spirox.com.tw](https://file.spirox.com.tw/Annual%20Reports/2025/xx.xx%E5%B9%B4%E5%BA%A6%E5%B9%B4%E5%A0%B1%xx.xx%E8%8B%B1%E6%xx.xx%xx.xx%xx.xx.pdf))
- Evidence informing forecast-year allocation inputs; displayed values and growth are calculated: Consolidated revenue decreased from NTD xx.xx in 2024 to NTD xx.xx in 2025, providing a mixed-product intermediary countercheck to uniform channel growth rather than a global allocation weight. ([file.spirox.com.tw](https://file.spirox.com.tw/Annual%20Reports/2025/xx.xx%E5%B9%B4%E5%BA%A6%E5%B9%B4%E5%A0%B1%xx.xx%E8%8B%B1%E6%xx.xx%xx.xx%xx.xx.pdf))
- Evidence informing base-year allocation inputs; displayed values and growth are calculated: Semiconductor-equipment revenue was NTD xx.xx in 2025, separately from service and maintenance. Agency/distribution, own products and adjacent equipment prevent attributing the full amount to merchant SoC/memory tester sales. ([file.spirox.com.tw](https://file.spirox.com.tw/Annual%20Reports/2025/xx.xx%E5%B9%B4%E5%BA%A6%E5%B9%B4%E5%A0%B1%xx.xx%E8%8B%B1%E6%xx.xx%xx.xx%xx.xx.pdf))
- Evidence informing forecast-year allocation inputs; displayed values and growth are calculated: Semiconductor-equipment revenue was NTD xx.xx in 2025, separately from service and maintenance. Agency/distribution, own products and adjacent equipment prevent attributing the full amount to merchant SoC/memory tester sales. ([file.spirox.com.tw](https://file.spirox.com.tw/Annual%20Reports/2025/xx.xx%E5%B9%B4%E5%BA%A6%E5%B9%B4%E5%A0%B1%xx.xx%E8%8B%B1%E6%xx.xx%xx.xx%xx.xx.pdf))

58. KYEC (2449) - Q4 2025 Investor Update

- Evidence informing base-year allocation inputs; displayed values and growth are calculated: KYEC reports 2025 wafer-probe revenue at xx.xx%; this is a buyer-activity input requiring the disclosed equipment-value and coverage corrections, not a directly observed tester share.
- Evidence informing forecast-year allocation inputs; displayed values and growth are calculated: KYEC reports 2025 wafer-probe revenue at xx.xx%; this is a buyer-activity input requiring the disclosed equipment-value and coverage corrections, not a directly observed tester share.
- Evidence informing base-year allocation inputs; displayed values and growth are calculated: Reported final-test revenue of xx.xx% supplies the conventional package-test proxy before the assumed exclusion of adjacent activity.
- Evidence informing forecast-year allocation inputs; displayed values and growth are calculated: Reported final-test revenue of xx.xx% supplies the conventional package-test proxy before the assumed exclusion of adjacent activity.
- Evidence informing base-year allocation inputs; displayed values and growth are calculated: The company's xx.xx% data-processing application mix anchors the modeled addressable advanced-SoC purchasing cohort; it does not measure bare-die equipment sales.
- Evidence informing forecast-year allocation inputs; displayed values and growth are calculated: The company's xx.xx% data-processing application mix anchors the modeled addressable advanced-SoC purchasing cohort; it does not measure bare-die equipment sales.
- Evidence informing base-year allocation inputs; displayed values and growth are calculated: The same application-mix input constrains the intermediate-assembly cohort; reported capital expenditure is a broad spending cross-check, not insertion-specific equipment revenue.
- Evidence informing forecast-year allocation inputs; displayed values and growth are calculated: The same application-mix input constrains the intermediate-assembly cohort; reported capital expenditure is a broad spending cross-check, not insertion-specific equipment revenue.

59. Advantest to Showcase Latest Test Solutions at SEMICON Southeast Asia 2025, May 20-22
    - Evidence informing base-year allocation inputs; displayed values and growth are calculated: The May xx.xx 2025 announcement identifies a die-level handler linked with a tester for singulated dies, establishing a base-year commercial offering but not its delivered equipment receipts.
    - Evidence informing forecast-year allocation inputs; displayed values and growth are calculated: The May xx.xx 2025 announcement identifies a die-level handler linked with a tester for singulated dies, establishing a base-year commercial offering but not its delivered equipment receipts.
    - Evidence informing base-year allocation inputs; displayed values and growth are calculated: The same dated offering includes partially assembled dies. Only attributable tester receipts, not the handler value, enter the allocation model.
    - Evidence informing forecast-year allocation inputs; displayed values and growth are calculated: The same dated offering includes partially assembled dies. Only attributable tester receipts, not the handler value, enter the allocation model.
60. Teradyne - Second-Quarter 2025 Earnings Call Prepared Remarks, July 30, 2025
    - Evidence informing base-year allocation inputs; displayed values and growth are calculated: July xx.xx 2025 prepared remarks report an HBM4 post-stack win and state that the new insertion was not pervasive, qualifying the assumed intermediate-assembly uptake.
    - Evidence informing forecast-year allocation inputs; displayed values and growth are calculated: July xx.xx 2025 prepared remarks report an HBM4 post-stack win and state that the new insertion was not pervasive, qualifying the assumed intermediate-assembly uptake.
    - Evidence informing base-year allocation inputs; displayed values and growth are calculated: The remarks distinguish new system purchases from upgrades of existing capacity. This supports retaining reuse and incremental-receipt adjustments rather than equating every new deployment opportunity with a full new tester.
    - Evidence informing forecast-year allocation inputs; displayed values and growth are calculated: The remarks distinguish new system purchases from upgrades of existing capacity. This supports retaining reuse and incremental-receipt adjustments rather than equating every new deployment opportunity with a full new tester.
61. Teradyne Introduces Integrated Test Solution for AI and Data Center Devices in Collaboration with Tokyo Electron
    - Evidence informing forecast-year allocation inputs; displayed values and growth are calculated: The June xx.xx 2026 coordinated singulated-device offering supports commercial availability relevant to the forecast; it does not establish 2025 sales or the modeled 2032 penetration.
    - Evidence informing forecast-year allocation inputs; displayed values and growth are calculated: The offering references multiple advanced-packaging points, but this is not evidence that an individual delivery has accepted multi-insertion coverage.
62. Amkor Technology - IC Semiconductor Test Services
    - Evidence informing base-year allocation inputs; displayed values and growth are calculated: The company's service description separates wafer probe, testing between assembly steps and final testing, supporting the insertion mapping rather than a sales weight or complete-tester purchase requirement.
    - Evidence informing forecast-year allocation inputs; displayed values and growth are calculated: The company's service description separates wafer probe, testing between assembly steps and final testing, supporting the insertion mapping rather than a sales weight or complete-tester purchase requirement.

15.4. Middle East

Table 158. Middle East SoC & Memory Semiconductor Tester Market, by Country growth contribution, 2025-2032

Category	2025 value (USD Million)	2032 value (USD Million)	Added value (USD Million)	2025 share (%)	2032 share (%)	Change (pp)	Growth share (%)	CAGR (%)
Israel	xx.xx	xx.xx	xx.xx	xx.xx	xx.xx	xx.xx	xx.xx	xx.xx
Qatar	xx.xx	xx.xx	xx.xx	xx.xx	xx.xx	xx.xx	xx.xx	xx.xx
Saudi Arabia	xx.xx	xx.xx	xx.xx	xx.xx	xx.xx	xx.xx	xx.xx	xx.xx
Turkey	xx.xx	xx.xx	xx.xx	xx.xx	xx.xx	xx.xx	xx.xx	xx.xx
Unallocated / remaining scope	xx.xx	xx.xx	xx.xx	xx.xx	xx.xx	xx.xx	xx.xx	xx.xx
United Arab Emirates	xx.xx	xx.xx	xx.xx	xx.xx	xx.xx	xx.xx	xx.xx	xx.xx
Scope total	**xx.xx**	**xx.xx**	**xx.xx**	**xx.xx**	**xx.xx**	**xx.xx**	**xx.xx**	**xx.xx**

Table 159. Middle East SoC & Memory Semiconductor Tester Market Size, by Region, 2017-2040 (USD Million)

Region	2017	2024	2025	2026	2027	2032	2040	CAGR (%)
Israel	xx.xx	xx.xx	xx.xx	xx.xx	xx.xx	xx.xx	xx.xx	xx.xx
Qatar	xx.xx	xx.xx	xx.xx	xx.xx	xx.xx	xx.xx	xx.xx	xx.xx
Saudi Arabia	xx.xx	xx.xx	xx.xx	xx.xx	xx.xx	xx.xx	xx.xx	xx.xx
Turkey	xx.xx	xx.xx	xx.xx	xx.xx	xx.xx	xx.xx	xx.xx	xx.xx
United Arab Emirates	xx.xx	xx.xx	xx.xx	xx.xx	xx.xx	xx.xx	xx.xx	xx.xx
Others	xx.xx	xx.xx	xx.xx	xx.xx	xx.xx	xx.xx	xx.xx	xx.xx
Total	**xx.xx**	**xx.xx**	**xx.xx**	**xx.xx**	**xx.xx**	**xx.xx**	**xx.xx**	**xx.xx**

Table 160. Middle East SoC & Memory Semiconductor Tester Market Size, by Tester Type, 2017-2040 (USD Million)

Tester Type	2017	2024	2025	2026	2027	2032	2040	CAGR (%)
Combined SoC & Memory Testers	xx.xx	xx.xx	xx.xx	xx.xx	xx.xx	xx.xx	xx.xx	xx.xx
Memory Testers	xx.xx	xx.xx	xx.xx	xx.xx	xx.xx	xx.xx	xx.xx	xx.xx
SoC Testers	xx.xx	xx.xx	xx.xx	xx.xx	xx.xx	xx.xx	xx.xx	xx.xx
Total	**xx.xx**	**xx.xx**	**xx.xx**	**xx.xx**	**xx.xx**	**xx.xx**	**xx.xx**	**xx.xx**

Table 161. Middle East SoC & Memory Semiconductor Tester Market Size, by Memory Testers, 2017-2040 (USD Million)

Memory Testers	2017	2024	2025	2026	2027	2032	2040	CAGR (%)
DRAM Testers	xx.xx	xx.xx	xx.xx	xx.xx	xx.xx	xx.xx	xx.xx	xx.xx
Multi-Family Memory Testers	xx.xx	xx.xx	xx.xx	xx.xx	xx.xx	xx.xx	xx.xx	xx.xx
Nonvolatile Memory Testers	xx.xx	xx.xx	xx.xx	xx.xx	xx.xx	xx.xx	xx.xx	xx.xx
SRAM Testers	xx.xx	xx.xx	xx.xx	xx.xx	xx.xx	xx.xx	xx.xx	xx.xx
Total	**xx.xx**	**xx.xx**	**xx.xx**	**xx.xx**	**xx.xx**	**xx.xx**	**xx.xx**	**xx.xx**

Table 162. Middle East SoC & Memory Semiconductor Tester Market Size, by Platform Architecture, 2017-2040 (USD Million)

Platform Architecture	2017	2024	2025	2026	2027	2032	2040	CAGR (%)
Open-Standard ATE Platforms	xx.xx	xx.xx	xx.xx	xx.xx	xx.xx	xx.xx	xx.xx	xx.xx
Proprietary ATE Platforms	xx.xx	xx.xx	xx.xx	xx.xx	xx.xx	xx.xx	xx.xx	xx.xx
Total	**xx.xx**	**xx.xx**	**xx.xx**	**xx.xx**	**xx.xx**	**xx.xx**	**xx.xx**	**xx.xx**

Table 163. Middle East SoC & Memory Semiconductor Tester Market Size, by Test Purpose, 2017-2040 (USD Million)

Test Purpose	2017	2024	2025	2026	2027	2032	2040	CAGR (%)
Combined Engineering and Production Testing	xx.xx	xx.xx	xx.xx	xx.xx	xx.xx	xx.xx	xx.xx	xx.xx
Engineering Evaluation and Characterization	xx.xx	xx.xx	xx.xx	xx.xx	xx.xx	xx.xx	xx.xx	xx.xx
Production Testing	xx.xx	xx.xx	xx.xx	xx.xx	xx.xx	xx.xx	xx.xx	xx.xx
Total	**xx.xx**	**xx.xx**	**xx.xx**	**xx.xx**	**xx.xx**	**xx.xx**	**xx.xx**	**xx.xx**

Table 164. Middle East SoC & Memory Semiconductor Tester Market Size, by Semiconductor End Market, 2017-2040 (USD Million)

Semiconductor End Market	2017	2024	2025	2026	2027	2032	2040	CAGR (%)
Aerospace and Defense	xx.xx	xx.xx	xx.xx	xx.xx	xx.xx	xx.xx	xx.xx	xx.xx
Automotive	xx.xx	xx.xx	xx.xx	xx.xx	xx.xx	xx.xx	xx.xx	xx.xx
Communications	xx.xx	xx.xx	xx.xx	xx.xx	xx.xx	xx.xx	xx.xx	xx.xx
Computing	xx.xx	xx.xx	xx.xx	xx.xx	xx.xx	xx.xx	xx.xx	xx.xx
Consumer Electronics	xx.xx	xx.xx	xx.xx	xx.xx	xx.xx	xx.xx	xx.xx	xx.xx
Industrial Electronics	xx.xx	xx.xx	xx.xx	xx.xx	xx.xx	xx.xx	xx.xx	xx.xx
Total	**xx.xx**	**xx.xx**	**xx.xx**	**xx.xx**	**xx.xx**	**xx.xx**	**xx.xx**	**xx.xx**

Table 165. Middle East SoC & Memory Semiconductor Tester Market Size, by Buyer Type, 2017-2040 (USD Million)

Buyer Type	2017	2024	2025	2026	2027	2032	2040	CAGR (%)
Fabless Semiconductor Companies	xx.xx	xx.xx	xx.xx	xx.xx	xx.xx	xx.xx	xx.xx	xx.xx
Integrated Device Manufacturers	xx.xx	xx.xx	xx.xx	xx.xx	xx.xx	xx.xx	xx.xx	xx.xx
Outsourced Assembly and Test Providers	xx.xx	xx.xx	xx.xx	xx.xx	xx.xx	xx.xx	xx.xx	xx.xx
Research and Academic Institutions	xx.xx	xx.xx	xx.xx	xx.xx	xx.xx	xx.xx	xx.xx	xx.xx
Semiconductor Design and IP Service Providers	xx.xx	xx.xx	xx.xx	xx.xx	xx.xx	xx.xx	xx.xx	xx.xx
Semiconductor Foundries	xx.xx	xx.xx	xx.xx	xx.xx	xx.xx	xx.xx	xx.xx	xx.xx
System Companies	xx.xx	xx.xx	xx.xx	xx.xx	xx.xx	xx.xx	xx.xx	xx.xx
Total	**xx.xx**	**xx.xx**	**xx.xx**	**xx.xx**	**xx.xx**	**xx.xx**	**xx.xx**	**xx.xx**

Table 166. Middle East SoC & Memory Semiconductor Tester Market Size, by Acquisition Model, 2017-2040 (USD Million)

Acquisition Model	2017	2024	2025	2026	2027	2032	2040	CAGR (%)
Equipment Leasing	xx.xx	xx.xx	xx.xx	xx.xx	xx.xx	xx.xx	xx.xx	xx.xx
Equipment Purchase	xx.xx	xx.xx	xx.xx	xx.xx	xx.xx	xx.xx	xx.xx	xx.xx
Total	**xx.xx**	**xx.xx**	**xx.xx**	**xx.xx**	**xx.xx**	**xx.xx**	**xx.xx**	**xx.xx**

Table 167. Middle East SoC & Memory Semiconductor Tester Market Size, by Sales Channel, 2017-2040 (USD Million)

Sales Channel	2017	2024	2025	2026	2027	2032	2040	CAGR (%)
Direct Sales	xx.xx	xx.xx	xx.xx	xx.xx	xx.xx	xx.xx	xx.xx	xx.xx
Distributor and Reseller Sales	xx.xx	xx.xx	xx.xx	xx.xx	xx.xx	xx.xx	xx.xx	xx.xx
Total	**xx.xx**	**xx.xx**	**xx.xx**	**xx.xx**	**xx.xx**	**xx.xx**	**xx.xx**	**xx.xx**

Table 168. Middle East SoC & Memory Semiconductor Tester Market Size, by Test Insertion, 2017-2040 (USD Million)

Test Insertion	2017	2024	2025	2026	2027	2032	2040	CAGR (%)
In-Process Assembly Test	xx.xx	xx.xx	xx.xx	xx.xx	xx.xx	xx.xx	xx.xx	xx.xx
Multi-Insertion Test	xx.xx	xx.xx	xx.xx	xx.xx	xx.xx	xx.xx	xx.xx	xx.xx
Packaged-Device Test	xx.xx	xx.xx	xx.xx	xx.xx	xx.xx	xx.xx	xx.xx	xx.xx
Singulated-Die Test	xx.xx	xx.xx	xx.xx	xx.xx	xx.xx	xx.xx	xx.xx	xx.xx
Wafer-Level Test	xx.xx	xx.xx	xx.xx	xx.xx	xx.xx	xx.xx	xx.xx	xx.xx
Total	**xx.xx**	**xx.xx**	**xx.xx**	**xx.xx**	**xx.xx**	**xx.xx**	**xx.xx**	**xx.xx**

Sources & Evidence

1. Advantest - FY2024 Consolidated Financial Results Presentation, April 25, 2025

   • Evidence informing the 2023 market-value input; displayed series and growth include calculations: Quarterly product-revenue disclosures support calendar-2023 totals of JPY xx.xx for SoC testers and JPY xx.xx for memory testers, before modeled scope adjustments. ([advantest.com](https://www.advantest.com/document/en/investors/ir-library/result/JE_BIZ_250425_slide.pdf))

   • Evidence informing the 2024 market-value input; displayed series and growth include calculations: Quarterly product-revenue disclosures support calendar-2024 totals of JPY xx.xx for SoC testers and JPY xx.xx for memory testers; handling, services and system-level testing are disclosed separately. ([advantest.com](https://www.advantest.com/document/en/investors/ir-library/result/JE_BIZ_250425_slide.pdf))

2. Advantest - FY2025 Third Quarter Financial Results Presentation, January 28, 2026

- Evidence informing the 2025 market-value input; displayed series and growth include calculations: The disclosed January-March 2025 quarter and April-December 2025 quarters produce calendar-2025 SoC tester revenue of JPY xx.xx and memory tester revenue of JPY xx.xx. These are supplier revenues, not a published global market total. ([advantest.com](https://www.advantest.com/document/en/investors/ir-library/result/JE_BIZ_260128_slide.pdf))
- Evidence informing base-year allocation inputs; displayed values and growth are calculated: Quarterly product disclosures reconstruct calendar-2025 SoC revenue of JPY xx.xx, before the inherited eligible-SoC scope deduction.
- Evidence informing base-year allocation inputs; displayed values and growth are calculated: Quarterly memory revenue totals JPY xx.xx for calendar 2025, anchoring the memory equipment pool rather than a published global share.
- Evidence informing base-year allocation inputs; displayed values and growth are calculated: January-March memory revenue of JPY xx.xx supports the fiscal-to-calendar application-mix bridge.
- Evidence informing base-year allocation inputs; displayed values and growth are calculated: Quarterly SoC revenues of JPY xx.xx, xx.xx, xx.xx and xx.xx reconstruct calendar-2025 revenue of JPY xx.xx, the supplier revenue ceiling used for modeled eligible OPENSTAR attribution. ([advantest.com](https://www.advantest.com/document/en/investors/ir-library/result/JE_BIZ_260128_slide.pdf))
- Evidence informing base-year allocation inputs; displayed values and growth are calculated: Reported quarters support the calendar-2025 SoC revenue bridge used to estimate Computing's equipment weight. ([advantest.com](https://www.advantest.com/document/en/investors/ir-library/result/JE_BIZ_260128_slide.pdf))
- Evidence informing base-year allocation inputs; displayed values and growth are calculated: The same quarterly equipment revenues constrain the combined Computing/Communications budget before modeled separation. ([advantest.com](https://www.advantest.com/document/en/investors/ir-library/result/JE_BIZ_260128_slide.pdf))
- Evidence informing base-year allocation inputs; displayed values and growth are calculated: The quarterly product table independently reproduces calendar-2025 SoC revenue of JPY xx.xx and memory revenue of JPY xx.xx. These constrain the inherited equipment-revenue scale but do not disclose an acquisition-model split. ([advantest.com](https://www.advantest.com/document/en/investors/ir-library/result/JE_BIZ_260128_slide.pdf))
- Evidence informing base-year allocation inputs; displayed values and growth are calculated: Quarterly product disclosures reconstruct calendar-2025 SoC revenue of JPY xx.xx and memory revenue of JPY xx.xx, supporting the retained scoped manufacturer budget rather than an observed channel share. ([advantest.com](https://www.advantest.com/document/en/investors/ir-library/result/JE_BIZ_260128_slide.pdf))
- Evidence informing base-year allocation inputs; displayed values and growth are calculated: The manufacturer equipment budget provides the economic scale against which inherited intermediary penetration is allocated; the presentation does not quantify reseller receipts. ([advantest.com](https://www.advantest.com/document/en/investors/ir-library/result/JE_BIZ_260128_slide.pdf))
- Evidence informing base-year allocation inputs; displayed values and growth are calculated: Quarterly memory-system receipts reconstruct calendar-2025 revenue of JPY xx.xx, an input to the shared diversified-memory equipment budget.
- Evidence informing forecast-year allocation inputs; displayed values and growth are calculated: Quarterly memory-system receipts reconstruct calendar-2025 revenue of JPY xx.xx, an input to the shared diversified-memory equipment budget.
- Evidence informing base-year allocation inputs; displayed values and growth are calculated: The observed memory receipts constrain the parent purchasing budget from which the modeled intermediate-assembly portion is attributed; no insertion split is disclosed.
- Evidence informing forecast-year allocation inputs; displayed values and growth are calculated: The observed memory receipts constrain the parent purchasing budget from which the modeled intermediate-assembly portion is attributed; no insertion split is disclosed.
- Evidence informing base-year allocation inputs; displayed values and growth are calculated: Product-line receipts support the common equipment-budget bridge carried into the package-test allocation and its forecast starting weights.
- Evidence informing forecast-year allocation inputs; displayed values and growth are calculated: Product-line receipts support the common equipment-budget bridge carried into the package-test allocation and its forecast starting weights.

3. Advantest - FY2026 First Quarter Financial Results Presentation, July 29, 2026

· Evidence informing the 2026 market-value input; displayed series and growth include calculations: The presentation reports January-March 2026 SoC/memory revenues of JPY xx.xx/xx.xx and April-June revenues of JPY xx.xx/xx.xx. July guidance forecasts fiscal-2026 SoC/memory revenues of JPY xx.xx/xx.xx and supplies the fiscal-to-calendar bridge. Guidance is not realized revenue. ([advantest.com](https://www.advantest.com/document/en/investors/ir-library/result/JE_BIZ_260729_slide.pdf))

· Evidence informing the 2040 market-value input; displayed series and growth include calculations: Current equipment revenue and company-specific capacity plans constrain the forecast starting point, not the assumed long-run growth rate or the 2040 result. ([advantest.com](https://www.advantest.com/document/en/investors/ir-library/result/JE_BIZ_260729_slide.pdf))

· Evidence informing forecast-year allocation inputs; displayed values and growth are calculated: Actual quarterly SoC revenue and FY2026 product guidance constrain the inherited 2026 supplier bridge used to forecast relative category weights.

· Evidence informing forecast-year allocation inputs; displayed values and growth are calculated: January-March and April-June memory revenue of JPY xx.xx/xx.xx and FY2026 guidance of JPY xx.xx constrain the calendar bridge.

· Evidence informing base-year allocation inputs; displayed values and growth are calculated: Rounded fiscal DRAM mixes are xx.xx% for FY2024 and xx.xx% for FY2025; FY2026 guidance is xx.xx%. Calendar conversion and co-primary deductions are modeled.

· Evidence informing forecast-year allocation inputs; displayed values and growth are calculated: Rounded fiscal DRAM mixes are xx.xx% for FY2024 and xx.xx% for FY2025; FY2026 guidance is xx.xx%. Calendar conversion and co-primary deductions are modeled.

· Evidence informing base-year allocation inputs; displayed values and growth are calculated: Corresponding nonvolatile mixes are xx.xx%, xx.xx% and guided xx.xx%, qualifying an exclusively DRAM-led outlook without verifying future global shares.

· Evidence informing forecast-year allocation inputs; displayed values and growth are calculated: Corresponding nonvolatile mixes are xx.xx%, xx.xx% and guided xx.xx%, qualifying an exclusively DRAM-led outlook without verifying future global shares.

· Evidence informing base-year allocation inputs; displayed values and growth are calculated: Own SoC sales mix is approximately xx.xx% Computing/Communications in FY24 and xx.xx% in FY25; 2026 demand commentary constrains forecast direction, not the final share. ([advantest.com](https://www.advantest.com/document/en/investors/ir-library/result/JE_BIZ_260729_slide.pdf))

· Evidence informing forecast-year allocation inputs; displayed values and growth are calculated: Own SoC sales mix is approximately xx.xx% Computing/Communications in FY24 and xx.xx% in FY25; 2026 demand commentary constrains forecast direction, not the final share. ([advantest.com](https://www.advantest.com/document/en/investors/ir-library/result/JE_BIZ_260729_slide.pdf))

· Evidence informing base-year allocation inputs; displayed values and growth are calculated: Reported combined application proportions constrain the common budget; the separate Communications allocation and future mix remain modeled. ([advantest.com](https://www.advantest.com/document/en/investors/ir-library/result/JE_BIZ_260729_slide.pdf))

· Evidence informing forecast-year allocation inputs; displayed values and growth are calculated: Reported combined application proportions constrain the common budget; the separate Communications allocation and future mix remain modeled. ([advantest.com](https://www.advantest.com/document/en/investors/ir-library/result/JE_BIZ_260729_slide.pdf))

4. Teradyne, Inc. - Form 10-K for the Year Ended December 31, 2025
   - Evidence informing the 2023 market-value input; displayed series and growth include calculations: The revenue-disaggregation table reports 2023 point-in-time SoC revenue of USD xx.xx and memory revenue of USD xx.xx. Replacement parts require a further modeled deduction. ([investors.teradyne.com](https://investors.teradyne.com/sec-filings/all-sec-filings/content/xx.xx-xx.xx-xx.xx/xx.xx-xx.xx-xx.xx.pdf))
   - Evidence informing the 2024 market-value input; displayed series and growth include calculations: The filing reports 2024 point-in-time SoC revenue of USD xx.xx and memory revenue of USD xx.xx separately from over-time revenue and IST. ([investors.teradyne.com](https://investors.teradyne.com/sec-filings/all-sec-filings/content/xx.xx-xx.xx-xx.xx/xx.xx-xx.xx-xx.xx.pdf))
   - Evidence informing the 2025 market-value input; displayed series and growth include calculations: The filing reports 2025 point-in-time SoC revenue of USD xx.xx and memory revenue of USD xx.xx. Point-in-time recognition includes products and replacement parts and is therefore an equipment proxy rather than an exact complete-system subtotal. ([investors.teradyne.com](https://investors.teradyne.com/sec-filings/all-sec-filings/content/xx.xx-xx.xx-xx.xx/xx.xx-xx.xx-xx.xx.pdf))
   - Evidence informing base-year allocation inputs; displayed values and growth are calculated: 2025 point-in-time SoC revenue is USD xx.xx; equipment and eligible-device deductions remain modeled.
   - Evidence informing base-year allocation inputs; displayed values and growth are calculated: 2025 point-in-time memory revenue is USD xx.xx; replacement parts require the inherited equipment adjustment.
   - Evidence informing base-year allocation inputs; displayed values and growth are calculated: The filing identifies DRAM/HBM commercial activity; it does not disclose the modeled annual DRAM configuration fraction.
   - Evidence informing base-year allocation inputs; displayed values and growth are calculated: Magnum flash-memory activity supports nonvolatile category participation, not the assumed annual sales fraction.
   - Evidence informing base-year allocation inputs; displayed values and growth are calculated: Separately reported specifying and purchasing customers support treating commercial roles distinctly, without adding overlapping customer percentages.
   - Evidence informing forecast-year allocation inputs; displayed values and growth are calculated: Separately reported specifying and purchasing customers support treating commercial roles distinctly, without adding overlapping customer percentages.
   - Evidence informing base-year allocation inputs; displayed values and growth are calculated: Reported 2024-2025 product revenues supply a realized-demand challenge, but do not identify engineering-only sales; the allocation retains this attribution limitation. ([investors.teradyne.com](https://investors.teradyne.com/sec-filings/all-sec-filings/content/xx.xx-xx.xx-xx.xx/xx.xx-xx.xx-xx.xx.pdf))
   - Evidence informing forecast-year allocation inputs; displayed values and growth are calculated: Reported 2024-2025 product revenues supply a realized-demand challenge, but do not identify engineering-only sales; the allocation retains this attribution limitation. ([investors.teradyne.com](https://investors.teradyne.com/sec-filings/all-sec-filings/content/xx.xx-xx.xx-xx.xx/xx.xx-xx.xx-xx.xx.pdf))
   - Evidence informing base-year allocation inputs; displayed values and growth are calculated: Point-in-time SoC revenue grew approximately xx.xx% while memory declined approximately xx.xx%, qualifying uniform-growth assumptions rather than directly establishing purpose shares. ([investors.teradyne.com](https://investors.teradyne.com/sec-filings/all-sec-filings/content/xx.xx-xx.xx-xx.xx/xx.xx-xx.xx-xx.xx.pdf))
   - Evidence informing forecast-year allocation inputs; displayed values and growth are calculated: Point-in-time SoC revenue grew approximately xx.xx% while memory declined approximately xx.xx%, qualifying uniform-growth assumptions rather than directly establishing purpose shares. ([investors.teradyne.com](https://investors.teradyne.com/sec-filings/all-sec-filings/content/xx.xx-xx.xx-xx.xx/xx.xx-xx.xx-xx.xx.pdf))
   - Evidence informing base-year allocation inputs; displayed values and growth are calculated: Distinguishes platform specifiers from purchasing customers, supporting the requirement for an accepted joint remit rather than inferring it from platform selection. ([investors.teradyne.com](https://investors.teradyne.com/sec-filings/all-sec-filings/content/xx.xx-xx.xx-xx.xx/xx.xx-xx.xx-xx.xx.pdf))
   - Evidence informing forecast-year allocation inputs; displayed values and growth are calculated: Distinguishes platform specifiers from purchasing customers, supporting the requirement for an accepted joint remit rather than inferring it from platform selection.

5. Teradyne, Inc. - Form 10-Q for the Quarterly Period Ended June 28, 2026
   - Evidence informing the 2026 market-value input; displayed series and growth include calculations: First-half 2026 point-in-time revenue was USD xx.xx for SoC and USD xx.xx for memory. Comparable first-half 2025 amounts were USD xx.xx and USD xx.xx independently establishing strong realized growth before the modeled second half. ([investors.teradyne.com](https://investors.teradyne.com/sec-filings/all-sec-filings/content/xx.xx-xx.xx-xx.xx/xx.xx-xx.xx-xx.xx.pdf))
   - Evidence informing forecast-year allocation inputs; displayed values and growth are calculated: First-half 2026 point-in-time SoC revenue of USD xx.xx anchors the scoped and annualized SoC forecast input.
   - Evidence informing forecast-year allocation inputs; displayed values and growth are calculated: First-half 2026 point-in-time memory revenue of USD xx.xx anchors the memory forecast pool; second-half realization remains assumed.
   - Evidence informing forecast-year allocation inputs; displayed values and growth are calculated: The observed memory pool constrains the forecast numerator to which the explicitly assumed small SRAM fraction is applied; SRAM sales are not separately disclosed.
   - Evidence informing forecast-year allocation inputs; displayed values and growth are calculated: The observed memory pool constrains modeled multi-family attribution, but does not independently establish co-primary configuration sales.
   - Evidence informing forecast-year allocation inputs; displayed values and growth are calculated: The scoped memory forecast pool supplies one bounded source of combined-configuration value; the co-primary fraction remains assumed.
6. Cohu, Inc. - Form 10-K for the Fiscal Year Ended December 27, 2025
   - Evidence informing the 2023 market-value input; displayed series and growth include calculations: Cohu reports 2023 systems-semiconductor test and inspection revenue of USD xx.xx. Only an assumed complete-tester and eligible-device portion enters this market. ([sec.gov](https://www.sec.gov/Archives/edgar/data/xx.xx/xx.xx/cohu20251227_10k.htm))
   - Evidence informing the 2024 market-value input; displayed series and growth include calculations: Cohu reports 2024 systems-semiconductor test and inspection revenue of USD xx.xx separately from non-systems revenue. ([sec.gov](https://www.sec.gov/Archives/edgar/data/xx.xx/xx.xx/cohu20251227_10k.htm))
   - Evidence informing the 2025 market-value input; displayed series and growth include calculations: Cohu reports 2025 systems-semiconductor test and inspection revenue of USD xx.xx. Automation, inspection, interfaces and recurring services prevent attribution of the whole company to SoC testers. ([sec.gov](https://www.sec.gov/Archives/edgar/data/xx.xx/xx.xx/cohu20251227_10k.htm))
   - Evidence informing base-year allocation inputs; displayed values and growth are calculated: Cohu describes a primarily direct commercial model supported by targeted independent representatives, supporting direct attribution where the manufacturer remains the contractual seller. ([sec.gov](https://www.sec.gov/Archives/edgar/data/xx.xx/xx.xx/cohu20251227_10k.htm))
   - Evidence informing forecast-year allocation inputs; displayed values and growth are calculated: Cohu describes a primarily direct commercial model supported by targeted independent representatives, supporting direct attribution where the manufacturer remains the contractual seller. ([sec.gov](https://www.sec.gov/Archives/edgar/data/xx.xx/xx.xx/cohu20251227_10k.htm))
   - Evidence informing base-year allocation inputs; displayed values and growth are calculated: Independent-representative commissions are identified in selling expenses; representation alone does not establish title-taking equipment resale or a numerical distributor share. ([sec.gov](https://www.sec.gov/Archives/edgar/data/xx.xx/xx.xx/cohu20251227_10k.htm))
   - Evidence informing forecast-year allocation inputs; displayed values and growth are calculated: Independent-representative commissions are identified in selling expenses; representation alone does not establish title-taking equipment resale or a numerical distributor share. ([sec.gov](https://www.sec.gov/Archives/edgar/data/xx.xx/xx.xx/cohu20251227_10k.htm))

7. Hangzhou Changchuan Technology Co., Ltd. - 2025 Annual Report
   - Evidence informing the 2024 market-value input; displayed series and growth include calculations: The product table reports 2024 tester revenue of CNY xx.xx, distinct from handlers and other products. Its SoC-eligible portion remains modeled. ([static.cninfo.com.cn](https://static.cninfo.com.cn/finalpage/2026-xx.xx-xx.xx/xx.xx.PDF))
   - Evidence informing the 2025 market-value input; displayed series and growth include calculations: The product table reports 2025 tester revenue of CNY xx.xx. The filing's broader analog and digital portfolio requires a scope adjustment rather than inclusion of all tester revenue. ([static.cninfo.com.cn](https://static.cninfo.com.cn/finalpage/2026-xx.xx-xx.xx/xx.xx.PDF))
8. YC Corporation - Business Report for the Year Ended December 31, 2025
   - Evidence informing the 2023 market-value input; displayed series and growth include calculations: The sales table reports KRW xx.xx for the 2023 memory-wafer-tester, semiconductor-equipment, parts, modification and related category. Complete-equipment attribution requires a deduction. ([kind.krx.co.kr](https://kind.krx.co.kr/external/2026/xx.xx/xx.xx/xx.xx/xx.xx/xx.xx.htm))
   - Evidence informing the 2024 market-value input; displayed series and growth include calculations: The comparable 2024 category revenue is KRW xx.xx, not an independently isolated complete-tester total. ([kind.krx.co.kr](https://kind.krx.co.kr/external/2026/xx.xx/xx.xx/xx.xx/xx.xx/xx.xx.htm))
   - Evidence informing the 2025 market-value input; displayed series and growth include calculations: The comparable 2025 category revenue is KRW xx.xx. Parts, modifications and other equipment remain a material scope uncertainty. ([kind.krx.co.kr](https://kind.krx.co.kr/external/2026/xx.xx/xx.xx/xx.xx/xx.xx/xx.xx.htm))
   - Evidence informing base-year allocation inputs; displayed values and growth are calculated: YC reports KRW xx.xx in a broad memory-wafer-tester, parts, modification and related revenue category, constraining the inherited equipment budget.
   - Evidence informing base-year allocation inputs; displayed values and growth are calculated: The company's own business description establishes DRAM equipment activity; the assumed xx.xx% allocation is not disclosed.
   - Evidence informing base-year allocation inputs; displayed values and growth are calculated: NAND equipment participation establishes the nonvolatile commercial mapping; the assumed xx.xx% allocation is not an observed split.
9. Chroma ESG - About Chroma: 2025 Group Financial and Operating Profile
   - Evidence informing the 2025 market-value input; displayed series and growth include calculations: Chroma's own disclosure states 2025 group consolidated revenue of USD xx.xx. This broad corporate amount constrains, but does not directly measure, its eligible complete-SoC-tester revenue. ([csr.chromaate.com](https://csr.chromaate.com/en/esg-en/green-chroma-en/brand-en))
10. Chroma ESG - Green Revenue and Financial Performance, 2025
    - Evidence informing the 2024 market-value input; displayed series and growth include calculations: Chroma reports 2025 consolidated revenue growth of xx.xx%. The model uses this company growth rate to backcast its small 2024 scoped revenue budget at a constant conversion basis, not as an observed 2024 tester subtotal. ([csr.chromaate.com](https://csr.chromaate.com/en/esg-en/green-chroma-en/green-revenue-en))
    - Evidence informing the 2025 market-value input; displayed series and growth include calculations: The disclosure distinguishes broad measurement products and SLT demand, reinforcing the need to exclude unrelated corporate revenue from the SoC/memory tester estimate. ([csr.chromaate.com](https://csr.chromaate.com/en/esg-en/green-chroma-en/green-revenue-en))

11. Federal Reserve Board - Foreign Exchange Rates, G.5A, January 5, 2026

    · Evidence informing the 2023 market-value input; displayed series and growth include calculations: The official annual-average exchange-rate release supplies the currency-conversion benchmark; the model uses JPY xx.xx per USD for its large calendar-2023 Japanese revenue anchor and an explicitly rounded KRW conversion for the smaller Korean budget. ([fred.stlouisfed.org](https://fred.stlouisfed.org/series/AEXJPUS/))

    · Evidence informing the 2024 market-value input; displayed series and growth include calculations: The model uses JPY xx.xx per USD for calendar 2024; small CNY and KRW budgets use disclosed approximate conversion assumptions close to the official annual averages. ([fred.stlouisfed.org](https://fred.stlouisfed.org/series/AEXJPUS/))

    · Evidence informing the 2025 market-value input; displayed series and growth include calculations: The model uses JPY xx.xx per USD for calendar 2025. CNY xx.xx and KRW xx.xx per USD are rounded modeling conventions, not the release's exact observations. ([fred.stlouisfed.org](https://fred.stlouisfed.org/series/AEXJPUS/))

12. SEMI - 2018 Global Semiconductor Equipment Sales Jump to Record USD 64.5 Billion

    · Evidence informing the 2017 market-value input; displayed series and growth include calculations: The association's member-billings release reports xx.xx% growth in total test equipment sales in 2018. Its inverse supplies the 2017 historical proxy; it is not a direct observation of the narrower captured market. ([www1.semi.org](https://www1.semi.org/en/2018-global-semiconductor-equipment-sales-jump-record-xx.xx-billion))

    · Evidence informing the 2018 market-value input; displayed series and growth include calculations: The release reports approximately USD xx.xx of total semiconductor-equipment sales in 2018, used only with the 2019 equipment total as a disclosed broad-cycle proxy. ([www1.semi.org](https://www1.semi.org/en/2018-global-semiconductor-equipment-sales-jump-record-xx.xx-billion))

13. SEMI - 2020 Global Semiconductor Equipment Sales Surge 19% to Industry Record USD 71.2 Billion

    · Evidence informing the 2018 market-value input; displayed series and growth include calculations: The release reports 2019 total equipment billings of USD xx.xx. Relative to the published approximate 2018 total, this supplies a broad-equipment downturn proxy, not an observed SoC/memory tester growth rate. ([semi.org](https://www.semi.org/en/news-media-press/semi-press-releases/annual-global-semiconductor-equipment-sales))

    · Evidence informing the 2019 market-value input; displayed series and growth include calculations: Reported 2020 total-test-equipment growth of xx.xx% supplies the inverse bridge into 2019. ([semi.org](https://www.semi.org/en/news-media-press/semi-press-releases/annual-global-semiconductor-equipment-sales))

    · Evidence informing the 2020 market-value input; displayed series and growth include calculations: The association's member-submitted billings dataset reports xx.xx% total-test-equipment growth in 2020, used as a historical demand-cycle proxy. ([semi.org](https://www.semi.org/en/news-media-press/semi-press-releases/annual-global-semiconductor-equipment-sales))

14. SEMI - 2021 Global Semiconductor Equipment Sales Surge 44% to Industry Record USD 102.6 Billion

    · Evidence informing the 2020 market-value input; displayed series and growth include calculations: Reported total-test-equipment sales growth of xx.xx% in 2021 supports the inverse bridge from the 2021 estimate to 2020. ([semi.org](https://www.semi.org/en/news-media-press-releases/semi-press-releases/2021-global-semiconductor-equipment-sales-surge-xx.xx%xx.xx-to-industry-record-%xx.xx-billion-semi-reports))

    · Evidence informing the 2021 market-value input; displayed series and growth include calculations: The xx.xx% test-equipment increase is a member-billings observation for a broader equipment class, not the final market value returned here. ([semi.org](https://www.semi.org/en/news-media-press-releases/semi-press-releases/2021-global-semiconductor-equipment-sales-surge-xx.xx%xx.xx-to-industry-record-%xx.xx-billion-semi-reports))

15. SEMI - Global Semiconductor Equipment Billings Reach Industry Record USD 107.6 Billion in 2022

    · Evidence informing the 2021 market-value input; displayed series and growth include calculations: The release reports a xx.xx% contraction in total-test-equipment billings in 2022, supporting the inverse historical bridge into 2021. ([semi.org](https://www.semi.org/en/news-media-press-releases/semi-press-releases/global-semiconductor-equipment-billings-reach-industry-record-%xx.xx-billion-in-2022-semi-reports))

16. SEMI - Global Semiconductor Equipment Billings Slip to USD 106.3 Billion in 2023
· Evidence informing the 2023 market-value input; displayed series and growth include calculations: The xx.xx% broader test-equipment decline supplies a historical-cycle constraint and one small-supplier backcast assumption, not the target-market level.
([semi.org](https://www.semi.org/en/news-media-press-releases/semi-press-releases/global-semiconductor-equipment-billings-slip-to-%xx.xx-billion-in-2023-semi-reports))
17. SEMI - Global Semiconductor Equipment Billings Surged to USD 117 Billion in 2024
· Evidence informing the 2024 market-value input; displayed series and growth include calculations: Realized total-test-equipment billings increased xx.xx% in 2024. This independently checks the direction and approximate magnitude of the modeled target-market recovery without substituting the broader category for this market.
([semi.org](https://www.semi.org/en/semi-press-release/global-semiconductor-equipment-billings-surged-to-xx.xx-billion-dollars-in-2024-semi-reports))
18. SEMI - Global Semiconductor Equipment Billings Reached USD 135 Billion in 2025
· Evidence informing the 2025 market-value input; displayed series and growth include calculations: The association reports realized total-test-equipment billings growth of xx.xx% in 2025. The modeled target-market increase of approximately xx.xx% is directionally consistent; differing product boundaries prevent an exact reconciliation.
([semi.org](https://www.semi.org/en/SEMI-Reports-Global-Semiconductor-Equipment-Billings-Reached-xx.xx-Billion-in-2025))

19. Advantest - Annual Securities Report and Business Report for the Year Ended March 31, 2026

- Evidence informing the 2025 market-value input; displayed series and growth include calculations: Note xx.xx identifies customer operating leases of semiconductor test systems and JPY xx.xx of future payments receivable at March xx.xx 2025. This establishes a small supplier-specific leasing activity, not annual global leasing revenue. ([advantest.com](https://www.advantest.com/document/en/investors/ir-library/report/IR_SecuritiesandBusinesReport_84th_en.pdf))
- Evidence informing the 2026 market-value input; displayed series and growth include calculations: Future customer lease payments receivable were JPY xx.xx at March xx.xx 2026; disclosed terms were one to three years and noncancelable. These figures qualify any assumption that OEM leasing is necessarily large or offers flexible exit. ([advantest.com](https://www.advantest.com/document/en/investors/ir-library/report/IR_SecuritiesandBusinesReport_84th_en.pdf))
- Evidence informing base-year allocation inputs; displayed values and growth are calculated: Named NVIDIA-group customer receipts constrain direct fabless purchasing; fiscal/calendar and eligible-equipment attribution remain modeled.
- Evidence informing forecast-year allocation inputs; displayed values and growth are calculated: Named NVIDIA-group customer receipts constrain direct fabless purchasing; fiscal/calendar and eligible-equipment attribution remain modeled.
- Evidence informing base-year allocation inputs; displayed values and growth are calculated: Named TSMC customer receipts anchor the foundry purchasing model; other suppliers and foundries require explicit coverage assumptions.
- Evidence informing forecast-year allocation inputs; displayed values and growth are calculated: Named TSMC customer receipts anchor the foundry purchasing model; other suppliers and foundries require explicit coverage assumptions.
- Evidence informing base-year allocation inputs; displayed values and growth are calculated: The equipment-revenue policy recognizes product revenue when control transfers on contractual delivery or acceptance, supporting the purchase classification rather than service-revenue attribution. ([advantest.com](https://www.advantest.com/document/en/investors/ir-library/report/IR_SecuritiesandBusinesReport_84th_en.pdf))
- Evidence informing forecast-year allocation inputs; displayed values and growth are calculated: The equipment-revenue policy recognizes product revenue when control transfers on contractual delivery or acceptance, supporting the purchase classification rather than service-revenue attribution. ([advantest.com](https://www.advantest.com/document/en/investors/ir-library/report/IR_SecuritiesandBusinesReport_84th_en.pdf))
- Evidence informing base-year allocation inputs; displayed values and growth are calculated: Note xx.xx discloses customer operating leases, one-to-three-year noncancelable terms, and remaining payments of JPY xx.xx and JPY xx.xx at March xx.xx 2025 and March xx.xx 2026. These constrain contractual and adoption assumptions, not annual global leasing revenue or the final forecast share. ([advantest.com](https://www.advantest.com/document/en/investors/ir-library/report/IR_SecuritiesandBusinesReport_84th_en.pdf))
- Evidence informing forecast-year allocation inputs; displayed values and growth are calculated: Note xx.xx discloses customer operating leases, one-to-three-year noncancelable terms, and remaining payments of JPY xx.xx and JPY xx.xx at March xx.xx 2025 and March xx.xx 2026. These constrain contractual and adoption assumptions, not annual global leasing revenue or the final forecast share. ([advantest.com](https://www.advantest.com/document/en/investors/ir-library/report/IR_SecuritiesandBusinesReport_84th_en.pdf))
- Evidence informing base-year allocation inputs; displayed values and growth are calculated: Wholly owned regional test-system sales subsidiaries establish consolidated manufacturer selling, while customer operating leases establish an OEM leasing route; both support the contractual-role allocation premise. ([advantest.com](https://www.advantest.com/document/en/investors/ir-library/report/IR_SecuritiesandBusinesReport_84th_en.pdf))
- Evidence informing forecast-year allocation inputs; displayed values and growth are calculated: Wholly owned regional test-system sales subsidiaries establish consolidated manufacturer selling, while customer operating leases establish an OEM leasing route; both support the contractual-role allocation premise. ([advantest.com](https://www.advantest.com/document/en/investors/ir-library/report/IR_SecuritiesandBusinesReport_84th_en.pdf))
- Evidence informing base-year allocation inputs; displayed values and growth are calculated: Future customer lease payments of JPY xx.xx at March xx.xx 2025 and JPY xx.xx at March xx.xx 2026 are supplier-specific receivables, not annual global merchant lease revenue; they limit rather than verify the leasing assumptions. ([advantest.com](https://www.advantest.com/document/en/investors/ir-library/report/IR_SecuritiesandBusinesReport_84th_en.pdf))

20. Amkor Technology, Inc. - Form 10-K for the Year Ended December 31, 2025

- Evidence informing the 2025 market-value input; displayed series and growth include calculations: Amkor reports 2025 capital expenditures of USD xx.xx versus USD xx.xx in 2024, covering packaging, testing and facilities. The amount is a buyer-spending constraint, not tester-only spending. ([sec.gov](https://www.sec.gov/Archives/edgar/data/xx.xx/xx.xx/amkr-xx.xx.htm))
- Evidence informing the 2026 market-value input; displayed series and growth include calculations: The filing's USD xx.xx-xx.xx 2026 capital-expenditure expectation is primarily increased by Arizona construction. It cannot be treated as an equivalent tester award or annual tester-market increment. ([sec.gov](https://www.sec.gov/Archives/edgar/data/xx.xx/xx.xx/amkr-xx.xx.htm))
- Evidence informing the 2028 market-value input; displayed series and growth include calculations: Standardized tester investment, customer-consigned equipment and equipment-redeployment risks qualify the conversion from announced capacity projects to incremental tester purchases. No project investment is added directly to the 2028 forecast. ([sec.gov](https://www.sec.gov/Archives/edgar/data/xx.xx/xx.xx/amkr-xx.xx.htm))
- Evidence informing the 2029 market-value input; displayed series and growth include calculations: The buyer's broad spending and commitment disclosures support retaining procurement-conversion and reuse uncertainty rather than equating project completion with tester sales. ([sec.gov](https://www.sec.gov/Archives/edgar/data/xx.xx/xx.xx/amkr-xx.xx.htm))
- Evidence informing base-year allocation inputs; displayed values and growth are calculated: The test-equipment accounting-life extension from five to seven years constrains the annualized production denominator against which engineering purchasing is compared. ([sec.gov](https://www.sec.gov/Archives/edgar/data/xx.xx/xx.xx/amkr-xx.xx.htm))
- Evidence informing forecast-year allocation inputs; displayed values and growth are calculated: The test-equipment accounting-life extension from five to seven years constrains the annualized production denominator against which engineering purchasing is compared. ([sec.gov](https://www.sec.gov/Archives/edgar/data/xx.xx/xx.xx/amkr-xx.xx.htm))
- Evidence informing base-year allocation inputs; displayed values and growth are calculated: Seven-year test-equipment accounting life anchors the selected purchasing-frequency proxy; broad capital expenditure is not treated as tester-only spending. ([sec.gov](https://www.sec.gov/Archives/edgar/data/xx.xx/xx.xx/amkr-xx.xx.htm))
- Evidence informing forecast-year allocation inputs; displayed values and growth are calculated: Seven-year test-equipment accounting life anchors the selected purchasing-frequency proxy; broad capital expenditure is not treated as tester-only spending. ([sec.gov](https://www.sec.gov/Archives/edgar/data/xx.xx/xx.xx/amkr-xx.xx.htm))
- Evidence informing base-year allocation inputs; displayed values and growth are calculated: Standardized platforms and customer-consigned testers qualify ownership and reuse attribution; these conditions do not establish accepted joint-purpose deployment. ([sec.gov](https://www.sec.gov/Archives/edgar/data/xx.xx/xx.xx/amkr-xx.xx.htm))
- Evidence informing forecast-year allocation inputs; displayed values and growth are calculated: Standardized platforms and customer-consigned testers qualify ownership and reuse attribution; these conditions do not establish accepted joint-purpose deployment. ([sec.gov](https://www.sec.gov/Archives/edgar/data/xx.xx/xx.xx/amkr-xx.xx.htm))
- Evidence informing base-year allocation inputs; displayed values and growth are calculated: The buyer reports approximately xx.xx% Computing sales and standardized tester investment, providing a representativeness and reuse check, not equipment-market weights. ([sec.gov](https://www.sec.gov/Archives/edgar/data/xx.xx/xx.xx/amkr-xx.xx.htm))
- Evidence informing forecast-year allocation inputs; displayed values and growth are calculated: The buyer reports approximately xx.xx% Computing sales and standardized tester investment, providing a representativeness and reuse check, not equipment-market weights. ([sec.gov](https://www.sec.gov/Archives/edgar/data/xx.xx/xx.xx/amkr-xx.xx.htm))
- Evidence informing base-year allocation inputs; displayed values and growth are calculated: Approximately xx.xx% Communications sales and customer-consigned equipment demonstrate why operator revenue and ownership cannot directly determine tester purchasing shares. ([sec.gov](https://www.sec.gov/Archives/edgar/data/xx.xx/xx.xx/amkr-xx.xx.htm))
- Evidence informing forecast-year allocation inputs; displayed values and growth are calculated: Approximately xx.xx% Communications sales and customer-consigned equipment demonstrate why operator revenue and ownership cannot directly determine tester purchasing shares. ([sec.gov](https://www.sec.gov/Archives/edgar/data/xx.xx/xx.xx/amkr-xx.xx.htm))
- Evidence informing base-year allocation inputs; displayed values and growth are calculated: Approximately xx.xx% Consumer sales provide a buyer-specific countercheck; shared-platform practices do not quantify

21. KAUST - Saudi Future of Semiconductors Forum 2025
    - Evidence informing base-year allocation inputs; displayed values and growth are calculated: Institutional and chip-design ecosystem activity supports a small engineering-demand premise, not an observed equipment award.
    - Evidence informing forecast-year allocation inputs; displayed values and growth are calculated: Institutional and chip-design ecosystem activity supports a small engineering-demand premise, not an observed equipment award.
22. Teradyne - Magnum 2 Memory Test Solution
    - Evidence informing base-year allocation inputs; displayed values and growth are calculated: Magnum xx.xx lists SRAM applications, establishing a commercial category mapping without supplying a revenue weight.
    - Evidence informing forecast-year allocation inputs; displayed values and growth are calculated: Magnum xx.xx lists SRAM applications, establishing a commercial category mapping without supplying a revenue weight.
    - Evidence informing base-year allocation inputs; displayed values and growth are calculated: DRAM, SRAM, NOR and NAND capability overlaps support mutually exclusive configuration attribution rather than adding advertised capabilities as sales.
    - Evidence informing forecast-year allocation inputs; displayed values and growth are calculated: DRAM, SRAM, NOR and NAND capability overlaps support mutually exclusive configuration attribution rather than adding advertised capabilities as sales.
    - Evidence informing base-year allocation inputs; displayed values and growth are calculated: Low-end SoC and memory applications identify a candidate combined-capability pool; actual joint customer mandates and numerical fractions remain unmeasured.
    - Evidence informing forecast-year allocation inputs; displayed values and growth are calculated: Low-end SoC and memory applications identify a candidate combined-capability pool; actual joint customer mandates and numerical fractions remain unmeasured.
    - Evidence informing base-year allocation inputs; displayed values and growth are calculated: Separately identifies an engineering configuration, supporting purpose classification and the direction of the modeled realization difference, not its exact numerical price ratio. ([teradyne.com](https://www.teradyne.com/products/magnum-xx.xx/))
    - Evidence informing forecast-year allocation inputs; displayed values and growth are calculated: Separately identifies an engineering configuration, supporting purpose classification and the direction of the modeled realization difference, not its exact numerical price ratio. ([teradyne.com](https://www.teradyne.com/products/magnum-xx.xx/))
    - Evidence informing base-year allocation inputs; displayed values and growth are calculated: Separately identifies production configurations, supporting production-purpose attribution rather than classification from family-wide capability alone. ([teradyne.com](https://www.teradyne.com/products/magnum-xx.xx/))
    - Evidence informing forecast-year allocation inputs; displayed values and growth are calculated: Separately identifies production configurations, supporting production-purpose attribution rather than classification from family-wide capability alone. ([teradyne.com](https://www.teradyne.com/products/magnum-xx.xx/))
    - Evidence informing base-year allocation inputs; displayed values and growth are calculated: Engineering programs can transfer to production versions; this supports conditional continuity but does not measure joint-purpose purchases or the forecast adoption multiplier. ([teradyne.com](https://www.teradyne.com/products/magnum-xx.xx/))
    - Evidence informing forecast-year allocation inputs; displayed values and growth are calculated: Engineering programs can transfer to production versions; this supports conditional continuity but does not measure joint-purpose purchases or the forecast adoption multiplier. ([teradyne.com](https://www.teradyne.com/products/magnum-xx.xx/))

23. Advantest - T5835 Memory Test System
    - Evidence informing base-year allocation inputs; displayed values and growth are calculated: T5835 is commercially positioned for both DRAM and NAND, supporting the cross-family classification premise but not the modeled co-primary revenue fraction.
    - Evidence informing forecast-year allocation inputs; displayed values and growth are calculated: T5835 is commercially positioned for both DRAM and NAND, supporting the cross-family classification premise but not the modeled co-primary revenue fraction.
24. Advantest - T5503HS2 Memory Test System
    - Evidence informing base-year allocation inputs; displayed values and growth are calculated: DRAM/HBM product positioning establishes category mapping; the documented installed-T5503 upgrade path supports retaining upgrade-substitution uncertainty rather than assuming universal replacement.
    - Evidence informing forecast-year allocation inputs; displayed values and growth are calculated: DRAM/HBM product positioning establishes category mapping; the documented installed-T5503 upgrade path supports retaining upgrade-substitution uncertainty rather than assuming universal replacement.
25. Advantest will Showcase Latest Memory Test Solutions at Future of Memory and Storage 2024
    - Evidence informing base-year allocation inputs; displayed values and growth are calculated: The August xx.xx 2024 announcement identifies T5835 among promoted memory offerings, establishing pre-base-year commercial positioning without proving customer acceptance or sales mix.
26. Advantest - V93000 SoC Test Systems
    - Evidence informing base-year allocation inputs; displayed values and growth are calculated: Advantest classifies V93000 as a SoC Test System, supporting the commercial mapping of its reported SoC equipment pool without establishing a sales percentage.
    - Evidence informing forecast-year allocation inputs; displayed values and growth are calculated: Advantest classifies V93000 as a SoC Test System, supporting the commercial mapping of its reported SoC equipment pool without establishing a sales percentage.
    - Evidence informing base-year allocation inputs; displayed values and growth are calculated: V93000 documentation identifies reusable programs and interface hardware across generations and supplier-developed SmarTest software. These support the retained-investment condition, not a measured switching rate or forecast share. ([advantest.com](https://www.advantest.com/en/products/semiconductor-test-system/soc/v93000/))
    - Evidence informing forecast-year allocation inputs; displayed values and growth are calculated: V93000 documentation identifies reusable programs and interface hardware across generations and supplier-developed SmarTest software. These support the retained-investment condition, not a measured switching rate or forecast share. ([advantest.com](https://www.advantest.com/en/products/semiconductor-test-system/soc/v93000/))
27. Emerson Electric Co. - Form 10-K for the Year Ended September 30, 2025
    - Evidence informing base-year allocation inputs; displayed values and growth are calculated: Reported Test & Measurement sales of USD xx.xx in FY2025 and USD xx.xx in FY2024 constrain the broad NI revenue proxy, not complete SoC/memory tester revenue. ([ir.emerson.com](https://ir.emerson.com/sec-filings/all-sec-filings/content/xx.xx-xx.xx-xx.xx/emr-xx.xx.htm))
28. Emerson Electric Co. - Form 10-Q for the Quarter Ended December 31, 2025
    - Evidence informing base-year allocation inputs; displayed values and growth are calculated: December-quarter Test & Measurement sales of USD xx.xx versus USD xx.xx supply the approximate calendar bridge. Prior-period segment presentation was reclassified, limiting level comparability. ([sec.gov](https://www.sec.gov/Archives/edgar/data/xx.xx/xx.xx/emr-xx.xx.htm))
29. National Instruments Corporation - 2022 Annual Report
    - Evidence informing base-year allocation inputs; displayed values and growth are calculated: Semiconductor and Electronics represented approximately xx.xx% of NI's 2022 revenue, with approximately half from production test and half from R&D test. These historical mix observations calibrate, but do not verify, the 2025 scoped equipment budget. ([sec.gov](https://www.sec.gov/Archives/edgar/data/xx.xx/xx.xx/ny20006399x3_ars.pdf))

30. Advantest - FY2025 Financial Briefing, April 27, 2026

· Evidence informing base-year allocation inputs; displayed values and growth are calculated: Automotive/industrial/consumer/DDIC represented approximately xx.xx% and xx.xx% of fiscal SoC sales in FY2024 and FY2025, rounded to five-percentage-point increments. These application proportions constrain the mainstream equipment attribution. ([advantest.com](https://www.advantest.com/document/en/investors/ir-library/result/JE_BIZ_260427_slide.pdf))

· Evidence informing forecast-year allocation inputs; displayed values and growth are calculated: Automotive/industrial/consumer/DDIC represented approximately xx.xx% and xx.xx% of fiscal SoC sales in FY2024 and FY2025, rounded to five-percentage-point increments. These application proportions constrain the mainstream equipment attribution. ([advantest.com](https://www.advantest.com/document/en/investors/ir-library/result/JE_BIZ_260427_slide.pdf))

· Evidence informing base-year allocation inputs; displayed values and growth are calculated: Fiscal SoC sales increased from JPY xx.xx to JPY xx.xx, while computing/communications represented approximately xx.xx% of FY2025 SoC sales. This supports differentiated application-growth assumptions, not a directly observed proprietary share or future allocation. ([advantest.com](https://www.advantest.com/document/en/investors/ir-library/result/JE_BIZ_260427_slide.pdf))

· Evidence informing forecast-year allocation inputs; displayed values and growth are calculated: Fiscal SoC sales increased from JPY xx.xx to JPY xx.xx, while computing/communications represented approximately xx.xx% of FY2025 SoC sales. This supports differentiated application-growth assumptions, not a directly observed proprietary share or future allocation. ([advantest.com](https://www.advantest.com/document/en/investors/ir-library/result/JE_BIZ_260427_slide.pdf))

31. Advantest - Annual Report 2005

· Evidence informing base-year allocation inputs; displayed values and growth are calculated: The report identifies T2000's OPENSTAR basis and publicly available specifications developed through the Semiconductor Test Consortium. This supports historical standards classification only; its historical market-share statements are not used. ([www3.advantest.com](https://www3.advantest.com/documents/xx.xx/xx.xx/pdf_investor_AR2005_en.pdf))

· Evidence informing forecast-year allocation inputs; displayed values and growth are calculated: The report identifies T2000's OPENSTAR basis and publicly available specifications developed through the Semiconductor Test Consortium. This supports historical standards classification only; its historical market-share statements are not used. ([www3.advantest.com](https://www3.advantest.com/documents/xx.xx/xx.xx/pdf_investor_AR2005_en.pdf))

32. Advantest - What Is ATE (Automated Test Equipment)? Roles, Systems & Future Outlook

· Evidence informing base-year allocation inputs; displayed values and growth are calculated: Current company positioning identifies T2000 as open architecture and associates it with microcontroller and automotive applications, supporting continuity of the classification premise without measuring sales. ([advantest.com](https://www.advantest.com/en/semiconductor-basics/automated-test-equipment/))

· Evidence informing forecast-year allocation inputs; displayed values and growth are calculated: Current company positioning identifies T2000 as open architecture and associates it with microcontroller and automotive applications, supporting continuity of the classification premise without measuring sales. ([advantest.com](https://www.advantest.com/en/semiconductor-basics/automated-test-equipment/))

· Evidence informing base-year allocation inputs; displayed values and growth are calculated: The company distinguishes V93000's supplier-specific architecture from T2000's open-architecture positioning, supporting platform-level rather than supplier-wide classification. ([advantest.com](https://www.advantest.com/en/semiconductor-basics/automated-test-equipment/))

· Evidence informing forecast-year allocation inputs; displayed values and growth are calculated: The company distinguishes V93000's supplier-specific architecture from T2000's open-architecture positioning, supporting platform-level rather than supplier-wide classification. ([advantest.com](https://www.advantest.com/en/semiconductor-basics/automated-test-equipment/))

33. NI - What Is the Semiconductor Test System (STS)?

· Evidence informing base-year allocation inputs; displayed values and growth are calculated: STS is an integrated PXI-based ATE offering with broad RF, mixed-signal and MEMS positioning. This establishes the architecture and turnkey commercial model while requiring deductions for applications outside the captured SoC/memory boundary. ([ni.com](https://www.ni.com/en/shop/electronic-test-instrumentation/what-is-the-semiconductor-test-system.html))

· Evidence informing forecast-year allocation inputs; displayed values and growth are calculated: STS is an integrated PXI-based ATE offering with broad RF, mixed-signal and MEMS positioning. This establishes the architecture and turnkey commercial model while requiring deductions for applications outside the captured SoC/memory boundary. ([ni.com](https://www.ni.com/en/shop/electronic-test-instrumentation/what-is-the-semiconductor-test-system.html))

34. Marvin Test Solutions - PXIe Semiconductor Test System, TS-960e Series

· Evidence informing base-year allocation inputs; displayed values and growth are calculated: TS-960e is marketed as a complete integrated PXI Express semiconductor system for SoC applications, including proprietary application elements. It establishes commercial category participation, not the modeled smaller-system shipment count or price. ([marvintest.com](https://www.marvintest.com/Product/TS-960e-Series))

35. Emerson Electric Co. - Form 10-Q for the Quarter Ended June 30, 2026

· Evidence informing forecast-year allocation inputs; displayed values and growth are calculated: Nine-month Test & Measurement revenue of USD xx.xx versus USD xx.xx provides the broad growth calibration for the assumed 2026 eligible-equipment increase. Semiconductor and aerospace/defense both contributed, so the disclosure does not isolate open-standard SoC/memory sales. ([ir.emerson.com](https://ir.emerson.com/sec-filings/all-sec-filings/content/xx.xx-xx.xx-xx.xx/emr-xx.xx.htm))

36. PXI Systems Alliance - What Is PXI

· Evidence informing base-year allocation inputs; displayed values and growth are calculated: The association defines PXI as an open modular standard with a multi-vendor ecosystem and distinguishes its building blocks from completed application systems. This supports the governing-architecture boundary, not sales weights. ([pxisa.org](https://pxisa.org/what-is-pxi/))

· Evidence informing forecast-year allocation inputs; displayed values and growth are calculated: The association defines PXI as an open modular standard with a multi-vendor ecosystem and distinguishes its building blocks from completed application systems. This supports the governing-architecture boundary, not sales weights. ([pxisa.org](https://pxisa.org/what-is-pxi/))

37. Test Services - UTAC Group
    - Evidence informing base-year allocation inputs; displayed values and growth are calculated: Reports xx.xx+ test engineers alongside 2,000+ testers, anchoring the engineering-station proxy used in the base model and carried into the forecast; it does not disclose purpose sales shares. ([utacgroup.com](https://utacgroup.com/test-services/))
    - Evidence informing forecast-year allocation inputs; displayed values and growth are calculated: Reports xx.xx+ test engineers alongside 2,000+ testers, anchoring the engineering-station proxy used in the base model and carried into the forecast; it does not disclose purpose sales shares. ([utacgroup.com](https://utacgroup.com/test-services/))
    - Evidence informing base-year allocation inputs; displayed values and growth are calculated: The 2,000+ tester fleet provides an operator-stock benchmark that is converted to annual value only through the disclosed purchasing-frequency assumptions. ([utacgroup.com](https://utacgroup.com/test-services/))
    - Evidence informing forecast-year allocation inputs; displayed values and growth are calculated: The 2,000+ tester fleet provides an operator-stock benchmark that is converted to annual value only through the disclosed purchasing-frequency assumptions. ([utacgroup.com](https://utacgroup.com/test-services/))
    - Evidence informing base-year allocation inputs; displayed values and growth are calculated: Advertises engineering services and production testing within the same business, supporting commercial coexistence but not the assumed accepted joint-purpose percentage or future adoption. ([utacgroup.com](https://utacgroup.com/test-services/))
    - Evidence informing forecast-year allocation inputs; displayed values and growth are calculated: Advertises engineering services and production testing within the same business, supporting commercial coexistence but not the assumed accepted joint-purpose percentage or future adoption. ([utacgroup.com](https://utacgroup.com/test-services/))
38. Efforts to Provide Value Through Business - Advantest
    - Evidence informing base-year allocation inputs; displayed values and growth are calculated: States typical customer equipment use of xx.xx-xx.xx years, providing a longer-use sensitivity for the stock-to-purchasing-value bridge rather than a measured engineering share. ([advantest.com](https://www.advantest.com/en/about/sustainability/society/responding-product-liability/))
    - Evidence informing base-year allocation inputs; displayed values and growth are calculated: The xx.xx-xx.xx-year use period constrains replacement assumptions and is distinguished from the buyer accounting-life proxy used in the working model. ([advantest.com](https://www.advantest.com/en/about/sustainability/society/responding-product-liability/))
39. A New Approach for IC Test - Leveraging the Strength of the PXI Platform - NI
    - Evidence informing base-year allocation inputs; displayed values and growth are calculated: Describes scalable characterization and production configurations and the commercial constraints of traditional laboratory ATE, supporting a distinct engineering purchasing model. ([ni.com](https://www.ni.com/en/shop/electronic-test-instrumentation/what-is-the-semiconductor-test-system/a-new-approach-for-ic-test---leveraging-the-strength-of-the-pxi-.html))
    - Evidence informing forecast-year allocation inputs; displayed values and growth are calculated: Describes scalable characterization and production configurations and the commercial constraints of traditional laboratory ATE, supporting a distinct engineering purchasing model. ([ni.com](https://www.ni.com/en/shop/electronic-test-instrumentation/what-is-the-semiconductor-test-system/a-new-approach-for-ic-test---leveraging-the-strength-of-the-pxi-.html))
    - Evidence informing base-year allocation inputs; displayed values and growth are calculated: Shared hardware and software support a continuity scenario, but the record provides neither accepted joint-deployment revenue nor future penetration; both remain explicit assumptions. ([ni.com](https://www.ni.com/en/shop/electronic-test-instrumentation/what-is-the-semiconductor-test-system/a-new-approach-for-ic-test---leveraging-the-strength-of-the-pxi-.html))
    - Evidence informing forecast-year allocation inputs; displayed values and growth are calculated: Shared hardware and software support a continuity scenario, but the record provides neither accepted joint-deployment revenue nor future penetration; both remain explicit assumptions. ([ni.com](https://www.ni.com/en/shop/electronic-test-instrumentation/what-is-the-semiconductor-test-system/a-new-approach-for-ic-test---leveraging-the-strength-of-the-pxi-.html))

40. Teradyne - 2025 Annual Report to Shareholders
- Evidence informing base-year allocation inputs; displayed values and growth are calculated: The USD xx.xx Compute application weight anchors the scoped Computing allocation. ([investors.teradyne.com](https://investors.teradyne.com/sec-filings/all-sec-filings/content/xx.xx-xx.xx-xx.xx/xx.xx-xx.xx-xx.xx.pdf))
- Evidence informing base-year allocation inputs; displayed values and growth are calculated: The USD xx.xx Mobility weight and networking exposure support the modeled Communications bridge. ([investors.teradyne.com](https://investors.teradyne.com/sec-filings/all-sec-filings/content/xx.xx-xx.xx-xx.xx/xx.xx-xx.xx-xx.xx.pdf))
- Evidence informing base-year allocation inputs; displayed values and growth are calculated: Published application buckets constrain the budget, but the consumer carve-out is an explicit attribution assumption. ([investors.teradyne.com](https://investors.teradyne.com/sec-filings/all-sec-filings/content/xx.xx-xx.xx-xx.xx/xx.xx-xx.xx-xx.xx.pdf))
- Evidence informing base-year allocation inputs; displayed values and growth are calculated: USD xx.xx Auto-Industrial revenue supplies the pre-exclusion pool, not an observed Automotive subtotal. ([investors.teradyne.com](https://investors.teradyne.com/sec-filings/all-sec-filings/content/xx.xx-xx.xx-xx.xx/xx.xx-xx.xx-xx.xx.pdf))
- Evidence informing base-year allocation inputs; displayed values and growth are calculated: The shared Auto-Industrial pool constrains Industrial Electronics after scope and end-use adjustments. ([investors.teradyne.com](https://investors.teradyne.com/sec-filings/all-sec-filings/content/xx.xx-xx.xx-xx.xx/xx.xx-xx.xx-xx.xx.pdf))
- Evidence informing base-year allocation inputs; displayed values and growth are calculated: The application budget constrains the modeled specialized tail; separate Product Test defense revenue is excluded. ([investors.teradyne.com](https://investors.teradyne.com/sec-filings/all-sec-filings/content/xx.xx-xx.xx-xx.xx/xx.xx-xx.xx-xx.xx.pdf))

41. TSMC - 2025 Form 20-F
- Evidence informing base-year allocation inputs; displayed values and growth are calculated: 2025 HPC revenue of NT$xx.xx anchors the adjusted logic-demand proxy; networking is separated by assumption. ([investor.tsmc.com](https://investor.tsmc.com/sites/ir/sec-filings/2025_20F%20Report.pdf))
- Evidence informing base-year allocation inputs; displayed values and growth are calculated: Smartphone revenue of NT$xx.xx and networking within HPC constrain Communications, with an explicit equipment-intensity bridge. ([investor.tsmc.com](https://investor.tsmc.com/sites/ir/sec-filings/2025_20F%20Report.pdf))

42. Micron Technology - Form 10-K for the Year Ended August 28, 2025
- Evidence informing base-year allocation inputs; displayed values and growth are calculated: Cloud, data-center and client business revenues constrain Computing's memory-equipment proxy, not equipment receipts directly. ([s25.q4cdn.com](https://s25.q4cdn.com/xx.xx/files/doc_financials/2025/ar/2025-Form-xx.xx-K.pdf))
- Evidence informing base-year allocation inputs; displayed values and growth are calculated: Mobile/client and data-center revenues provide the economic pool for modeled mobile and networking attribution. ([s25.q4cdn.com](https://s25.q4cdn.com/xx.xx/files/doc_financials/2025/ar/2025-Form-xx.xx-K.pdf))
- Evidence informing base-year allocation inputs; displayed values and growth are calculated: USD xx.xx Automotive and Embedded revenue constrains the modeled consumer-memory tail. ([s25.q4cdn.com](https://s25.q4cdn.com/xx.xx/files/doc_financials/2025/ar/2025-Form-xx.xx-K.pdf))
- Evidence informing base-year allocation inputs; displayed values and growth are calculated: The embedded business supplies a bounded activity proxy requiring scope, realization and end-use adjustments. ([s25.q4cdn.com](https://s25.q4cdn.com/xx.xx/files/doc_financials/2025/ar/2025-Form-xx.xx-K.pdf))
- Evidence informing base-year allocation inputs; displayed values and growth are calculated: The embedded business constrains Industrial Electronics memory activity; its equipment conversion is assumed. ([s25.q4cdn.com](https://s25.q4cdn.com/xx.xx/files/doc_financials/2025/ar/2025-Form-xx.xx-K.pdf))
- Evidence informing base-year allocation inputs; displayed values and growth are calculated: The embedded pool bounds the specialized-memory tail; no separate defense revenue is reported. ([s25.q4cdn.com](https://s25.q4cdn.com/xx.xx/files/doc_financials/2025/ar/2025-Form-xx.xx-K.pdf))

43. Semiconductor Industry Association - 2025 Factbook

· Evidence informing base-year allocation inputs; displayed values and growth are calculated: 2024 PC/Computer semiconductor demand of xx.xx% enters only the scope-adjusted secondary-supplier proxy. ([semiconductors.org](https://www.semiconductors.org/wp-content/uploads/2025/xx.xx/2025-SIA-Factbook-FINAL-xx.xx.pdf))

· Evidence informing base-year allocation inputs; displayed values and growth are calculated: 2024 Communications demand of xx.xx% is adjusted for eligible equipment scope before use. ([semiconductors.org](https://www.semiconductors.org/wp-content/uploads/2025/xx.xx/2025-SIA-Factbook-FINAL-xx.xx.pdf))

· Evidence informing base-year allocation inputs; displayed values and growth are calculated: Consumer semiconductor demand of xx.xx% anchors the adjusted minor-application weights. ([semiconductors.org](https://www.semiconductors.org/wp-content/uploads/2025/xx.xx/2025-SIA-Factbook-FINAL-xx.xx.pdf))

· Evidence informing base-year allocation inputs; displayed values and growth are calculated: Automotive demand of xx.xx% is reduced for non-SoC exposure in the commercial proxy. ([semiconductors.org](https://www.semiconductors.org/wp-content/uploads/2025/xx.xx/2025-SIA-Factbook-FINAL-xx.xx.pdf))

· Evidence informing base-year allocation inputs; displayed values and growth are calculated: Industrial demand of xx.xx% anchors a scope-adjusted weight, not a tester-equipment share. ([semiconductors.org](https://www.semiconductors.org/wp-content/uploads/2025/xx.xx/2025-SIA-Factbook-FINAL-xx.xx.pdf))

· Evidence informing base-year allocation inputs; displayed values and growth are calculated: Government demand of xx.xx%, including military, constrains the specialized end-use proxy. ([semiconductors.org](https://www.semiconductors.org/wp-content/uploads/2025/xx.xx/2025-SIA-Factbook-FINAL-xx.xx.pdf))

44. WSTS - Semiconductor Market Insights, October 2024

· Evidence informing base-year allocation inputs; displayed values and growth are calculated: The detailed Consumer definition includes entertainment products, household white goods and personal wearables, supporting consistent end-use attribution. ([semiconductors.org](https://www.semiconductors.org/wp-content/uploads/2025/xx.xx/WSTS-Presentation-Subscription-Oct2024.pdf))

· Evidence informing forecast-year allocation inputs; displayed values and growth are calculated: The detailed Consumer definition includes entertainment products, household white goods and personal wearables, supporting consistent end-use attribution. ([semiconductors.org](https://www.semiconductors.org/wp-content/uploads/2025/xx.xx/WSTS-Presentation-Subscription-Oct2024.pdf))

· Evidence informing base-year allocation inputs; displayed values and growth are calculated: Industrial includes professional test, control and measuring equipment, distinguishing it from household consumer equipment. ([semiconductors.org](https://www.semiconductors.org/wp-content/uploads/2025/xx.xx/WSTS-Presentation-Subscription-Oct2024.pdf))

· Evidence informing forecast-year allocation inputs; displayed values and growth are calculated: Industrial includes professional test, control and measuring equipment, distinguishing it from household consumer equipment. ([semiconductors.org](https://www.semiconductors.org/wp-content/uploads/2025/xx.xx/WSTS-Presentation-Subscription-Oct2024.pdf))

· Evidence informing base-year allocation inputs; displayed values and growth are calculated: Government is defined as military and aerospace in the detailed end-use illustration, supporting the retained category mapping. ([semiconductors.org](https://www.semiconductors.org/wp-content/uploads/2025/xx.xx/WSTS-Presentation-Subscription-Oct2024.pdf))

· Evidence informing forecast-year allocation inputs; displayed values and growth are calculated: Government is defined as military and aerospace in the detailed end-use illustration, supporting the retained category mapping. ([semiconductors.org](https://www.semiconductors.org/wp-content/uploads/2025/xx.xx/WSTS-Presentation-Subscription-Oct2024.pdf))

45. NXP Semiconductors - Form 10-K for the Year Ended December 31, 2025

· Evidence informing base-year allocation inputs; displayed values and growth are calculated: 2025 Automotive revenue of USD xx.xx, down xx.xx%, qualifies assumptions of immediate equipment-demand acceleration. ([sec.gov](https://www.sec.gov/Archives/edgar/data/xx.xx/xx.xx/nxpi-xx.xx.htm))

· Evidence informing forecast-year allocation inputs; displayed values and growth are calculated: 2025 Automotive revenue of USD xx.xx, down xx.xx%, qualifies assumptions of immediate equipment-demand acceleration. ([sec.gov](https://www.sec.gov/Archives/edgar/data/xx.xx/xx.xx/nxpi-xx.xx.htm))

· Evidence informing base-year allocation inputs; displayed values and growth are calculated: Industrial & IoT revenue of USD xx.xx increased xx.xx%, constraining the near-term recovery assumption rather than measuring tester sales. ([sec.gov](https://www.sec.gov/Archives/edgar/data/xx.xx/xx.xx/nxpi-xx.xx.htm))

· Evidence informing forecast-year allocation inputs; displayed values and growth are calculated: Industrial & IoT revenue of USD xx.xx increased xx.xx%, constraining the near-term recovery assumption rather than measuring tester sales. ([sec.gov](https://www.sec.gov/Archives/edgar/data/xx.xx/xx.xx/nxpi-xx.xx.htm))

46. NXP Semiconductors - Product Longevity

· Evidence informing forecast-year allocation inputs; displayed values and growth are calculated: Participating products have minimum xx.xx- or xx.xx-year longevity periods; these do not establish tester replacement or support periods.
([nxp.com](https://www.nxp.com/products/nxp-product-information/nxp-product-programs/product-longevity%3APRDCT_LONGEVITY_HM))

· Evidence informing forecast-year allocation inputs; displayed values and growth are calculated: The disclosed longevity condition supports retaining lifecycle uncertainty rather than inferring automatic recurring equipment purchases.
([nxp.com](https://www.nxp.com/products/nxp-product-information/nxp-product-programs/product-longevity%3APRDCT_LONGEVITY_HM))

47. DLA ASSIST-QuickSearch - MIL-PRF-38535 Document Details

· Evidence informing base-year allocation inputs; displayed values and growth are calculated: The official record concerns covered microcircuits and manufacturer qualification, not tester-brand approval or equipment awards; no qualification-derived revenue premium is assumed.
([quicksearch.dla.mil](https://quicksearch.dla.mil/qsDocDetails.aspx?ident_number=xx.xx))

· Evidence informing forecast-year allocation inputs; displayed values and growth are calculated: The official record concerns covered microcircuits and manufacturer qualification, not tester-brand approval or equipment awards; no qualification-derived revenue premium is assumed.
([quicksearch.dla.mil](https://quicksearch.dla.mil/qsDocDetails.aspx?ident_number=xx.xx))

48. ASE Technology Holding - Fourth Quarter and Full Year 2025 Financial Results, Form 6-K, February 5, 2026

· Evidence informing base-year allocation inputs; displayed values and growth are calculated: ASE reports USD xx.xx of 2025 testing-equipment capital expenditure, a monetary purchasing anchor before complete-tester scope deductions.

· Evidence informing forecast-year allocation inputs; displayed values and growth are calculated: ASE reports USD xx.xx of 2025 testing-equipment capital expenditure, a monetary purchasing anchor before complete-tester scope deductions.

49. ChipMOS - FY2025 and Fourth Quarter 2025 Investor Presentation

· Evidence informing base-year allocation inputs; displayed values and growth are calculated: The presentation reports TWD xx.xx of 2025 capital expenditure and a xx.xx% testing allocation; currency and complete-tester attribution are modeled bridges.

· Evidence informing forecast-year allocation inputs; displayed values and growth are calculated: The presentation reports TWD xx.xx of 2025 capital expenditure and a xx.xx% testing allocation; currency and complete-tester attribution are modeled bridges.

50. Alchip - Advanced Testing Services

· Evidence informing base-year allocation inputs; displayed values and growth are calculated: Alchip identifies an owned V93K hosted at a test house. This supports category and ownership attribution, not annual purchase quantities, prices or the forecast.

· Evidence informing forecast-year allocation inputs; displayed values and growth are calculated: Alchip identifies an owned V93K hosted at a test house. This supports category and ownership attribution, not annual purchase quantities, prices or the forecast.

51. University of Utah Nanofab - Verigy Tester

· Evidence informing base-year allocation inputs; displayed values and growth are calculated: The university lists a V93000 SoC platform and access arrangement. This establishes an institutional equipment category, not a 2025 purchase or future procurement.

· Evidence informing forecast-year allocation inputs; displayed values and growth are calculated: The university lists a V93000 SoC platform and access arrangement. This establishes an institutional equipment category, not a 2025 purchase or future procurement.

52. TEAM A.T.E. - Services

- Evidence informing base-year allocation inputs; displayed values and growth are calculated: The company describes pre-owned purchases and sales across SoC and memory ATE, supporting inclusion of eligible secondary-market purchases. Its undated offering page supplies category evidence, not 2025 transaction value. ([team-ate.com](https://www.team-ate.com/services))
- Evidence informing forecast-year allocation inputs; displayed values and growth are calculated: The company describes pre-owned purchases and sales across SoC and memory ATE, supporting inclusion of eligible secondary-market purchases. Its undated offering page supplies category evidence, not 2025 transaction value. ([team-ate.com](https://www.team-ate.com/services))
- Evidence informing base-year allocation inputs; displayed values and growth are calculated: System rentals, rent-to-own arrangements and leases establish a third-party equipment-access route. The stated field-service limitation qualifies universal availability; neither the offering nor its category list supplies numerical leasing weights. ([team-ate.com](https://www.team-ate.com/services))
- Evidence informing forecast-year allocation inputs; displayed values and growth are calculated: System rentals, rent-to-own arrangements and leases establish a third-party equipment-access route. The stated field-service limitation qualifies universal availability; neither the offering nor its category list supplies numerical leasing weights. ([team-ate.com](https://www.team-ate.com/services))
- Evidence informing base-year allocation inputs; displayed values and growth are calculated: The company distinguishes its representation activities from inventory-based equipment transactions, supporting role-specific classification rather than assigning every represented OEM transaction to resale. ([team-ate.com](https://www.team-ate.com/services))
- Evidence informing forecast-year allocation inputs; displayed values and growth are calculated: The company distinguishes its representation activities from inventory-based equipment transactions, supporting role-specific classification rather than assigning every represented OEM transaction to resale. ([team-ate.com](https://www.team-ate.com/services))
- Evidence informing base-year allocation inputs; displayed values and growth are calculated: Purchasing surplus equipment for inventory, SoC/memory equipment offerings and rental/lease arrangements establish merchant commercial routes. The absence of a worldwide field-service organization qualifies support assumptions but supplies no revenue weight. ([team-ate.com](https://www.team-ate.com/services))
- Evidence informing forecast-year allocation inputs; displayed values and growth are calculated: Purchasing surplus equipment for inventory, SoC/memory equipment offerings and rental/lease arrangements establish merchant commercial routes. The absence of a worldwide field-service organization qualifies support assumptions but supplies no revenue weight. ([team-ate.com](https://www.team-ate.com/services))

53. Advantest Pre-Owned Solutions - Business

- Evidence informing base-year allocation inputs; displayed values and growth are calculated: The OEM's pre-owned business includes equipment resale, license switching, installation and maintenance support. This supports the purchase boundary beyond new equipment, without establishing resale revenue or a future share. ([advantest.com](https://www.advantest.com/en/customer-services/apo/business/))
- Evidence informing forecast-year allocation inputs; displayed values and growth are calculated: The OEM's pre-owned business includes equipment resale, license switching, installation and maintenance support. This supports the purchase boundary beyond new equipment, without establishing resale revenue or a future share. ([advantest.com](https://www.advantest.com/en/customer-services/apo/business/))
- Evidence informing base-year allocation inputs; displayed values and growth are calculated: OEM-managed pre-owned transactions include license switching, installation and maintenance, supporting direct classification when the consolidated manufacturer is the seller regardless of equipment age. ([advantest.com](https://www.advantest.com/en/customer-services/apo/business/))
- Evidence informing forecast-year allocation inputs; displayed values and growth are calculated: OEM-managed pre-owned transactions include license switching, installation and maintenance, supporting direct classification when the consolidated manufacturer is the seller regardless of equipment age. ([advantest.com](https://www.advantest.com/en/customer-services/apo/business/))
- Evidence informing base-year allocation inputs; displayed values and growth are calculated: The OEM-managed resale alternative qualifies an assumption that all pre-owned equipment passes through independent resellers and provides a commercial counterforce to merchant growth, without measuring its magnitude. ([advantest.com](https://www.advantest.com/en/customer-services/apo/business/))
- Evidence informing forecast-year allocation inputs; displayed values and growth are calculated: The OEM-managed resale alternative qualifies an assumption that all pre-owned equipment passes through independent resellers and provides a commercial counterforce to merchant growth, without measuring its magnitude. ([advantest.com](https://www.advantest.com/en/customer-services/apo/business/))

54. IFRS Foundation - IFRIC Update March 2023: Definition of a Lease-Substitution Rights

- Evidence informing base-year allocation inputs; displayed values and growth are calculated: The identified-asset, control and substantive-substitution criteria support distinguishing equipment leasing from outsourced testing services. This is a classification premise for both anchors, not evidence of market prevalence. ([ifrs.org](https://www.ifrs.org/news-and-events/updates/ifric/2023/ifric-update-march-2023/))
- Evidence informing forecast-year allocation inputs; displayed values and growth are calculated: The identified-asset, control and substantive-substitution criteria support distinguishing equipment leasing from outsourced testing services. This is a classification premise for both anchors, not evidence of market prevalence. ([ifrs.org](https://www.ifrs.org/news-and-events/updates/ifric/2023/ifric-update-march-2023/))

55. Spirox Corporation - 2025 Annual Report

- Evidence informing base-year allocation inputs; displayed values and growth are calculated: Consolidated revenue decreased from NTD xx.xx in 2024 to NTD xx.xx in 2025, providing a mixed-product intermediary countercheck to uniform channel growth rather than a global allocation weight. ([file.spirox.com.tw](https://file.spirox.com.tw/Annual%20Reports/2025/xx.xx%E5%B9%B4%E5%BA%A6%E5%B9%B4%E5%A0%B1%xx.xx%E8%8B%B1%E6%xx.xx%xx.xx%xx.xx.pdf))
- Evidence informing forecast-year allocation inputs; displayed values and growth are calculated: Consolidated revenue decreased from NTD xx.xx in 2024 to NTD xx.xx in 2025, providing a mixed-product intermediary countercheck to uniform channel growth rather than a global allocation weight. ([file.spirox.com.tw](https://file.spirox.com.tw/Annual%20Reports/2025/xx.xx%E5%B9%B4%E5%BA%A6%E5%B9%B4%E5%A0%B1%xx.xx%E8%8B%B1%E6%xx.xx%xx.xx%xx.xx.pdf))
- Evidence informing base-year allocation inputs; displayed values and growth are calculated: Semiconductor-equipment revenue was NTD xx.xx in 2025, separately from service and maintenance. Agency/distribution, own products and adjacent equipment prevent attributing the full amount to merchant SoC/memory tester sales. ([file.spirox.com.tw](https://file.spirox.com.tw/Annual%20Reports/2025/xx.xx%E5%B9%B4%E5%BA%A6%E5%B9%B4%E5%A0%B1%xx.xx%E8%8B%B1%E6%xx.xx%xx.xx%xx.xx.pdf))
- Evidence informing forecast-year allocation inputs; displayed values and growth are calculated: Semiconductor-equipment revenue was NTD xx.xx in 2025, separately from service and maintenance. Agency/distribution, own products and adjacent equipment prevent attributing the full amount to merchant SoC/memory tester sales. ([file.spirox.com.tw](https://file.spirox.com.tw/Annual%20Reports/2025/xx.xx%E5%B9%B4%E5%BA%A6%E5%B9%B4%E5%A0%B1%xx.xx%E8%8B%B1%E6%xx.xx%xx.xx%xx.xx.pdf))

56. KYEC (2449) - Q4 2025 Investor Update

- Evidence informing base-year allocation inputs; displayed values and growth are calculated: KYEC reports 2025 wafer-probe revenue at xx.xx%; this is a buyer-activity input requiring the disclosed equipment-value and coverage corrections, not a directly observed tester share.
- Evidence informing forecast-year allocation inputs; displayed values and growth are calculated: KYEC reports 2025 wafer-probe revenue at xx.xx%; this is a buyer-activity input requiring the disclosed equipment-value and coverage corrections, not a directly observed tester share.
- Evidence informing base-year allocation inputs; displayed values and growth are calculated: Reported final-test revenue of xx.xx% supplies the conventional package-test proxy before the assumed exclusion of adjacent activity.
- Evidence informing forecast-year allocation inputs; displayed values and growth are calculated: Reported final-test revenue of xx.xx% supplies the conventional package-test proxy before the assumed exclusion of adjacent activity.
- Evidence informing base-year allocation inputs; displayed values and growth are calculated: The company's xx.xx% data-processing application mix anchors the modeled addressable advanced-SoC purchasing cohort; it does not measure bare-die equipment sales.
- Evidence informing forecast-year allocation inputs; displayed values and growth are calculated: The company's xx.xx% data-processing application mix anchors the modeled addressable advanced-SoC purchasing cohort; it does not measure bare-die equipment sales.
- Evidence informing base-year allocation inputs; displayed values and growth are calculated: The same application-mix input constrains the intermediate-assembly cohort; reported capital expenditure is a broad spending cross-check, not insertion-specific equipment revenue.
- Evidence informing forecast-year allocation inputs; displayed values and growth are calculated: The same application-mix input constrains the intermediate-assembly cohort; reported capital expenditure is a broad spending cross-check, not insertion-specific equipment revenue.

57. Advantest to Showcase Latest Test Solutions at SEMICON Southeast Asia 2025, May 20-22
    - Evidence informing base-year allocation inputs; displayed values and growth are calculated: The May xx.xx 2025 announcement identifies a die-level handler linked with a tester for singulated dies, establishing a base-year commercial offering but not its delivered equipment receipts.
    - Evidence informing forecast-year allocation inputs; displayed values and growth are calculated: The May xx.xx 2025 announcement identifies a die-level handler linked with a tester for singulated dies, establishing a base-year commercial offering but not its delivered equipment receipts.
    - Evidence informing base-year allocation inputs; displayed values and growth are calculated: The same dated offering includes partially assembled dies. Only attributable tester receipts, not the handler value, enter the allocation model.
    - Evidence informing forecast-year allocation inputs; displayed values and growth are calculated: The same dated offering includes partially assembled dies. Only attributable tester receipts, not the handler value, enter the allocation model.
58. Teradyne - Second-Quarter 2025 Earnings Call Prepared Remarks, July 30, 2025
    - Evidence informing base-year allocation inputs; displayed values and growth are calculated: July xx.xx 2025 prepared remarks report an HBM4 post-stack win and state that the new insertion was not pervasive, qualifying the assumed intermediate-assembly uptake.
    - Evidence informing forecast-year allocation inputs; displayed values and growth are calculated: July xx.xx 2025 prepared remarks report an HBM4 post-stack win and state that the new insertion was not pervasive, qualifying the assumed intermediate-assembly uptake.
    - Evidence informing base-year allocation inputs; displayed values and growth are calculated: The remarks distinguish new system purchases from upgrades of existing capacity. This supports retaining reuse and incremental-receipt adjustments rather than equating every new deployment opportunity with a full new tester.
    - Evidence informing forecast-year allocation inputs; displayed values and growth are calculated: The remarks distinguish new system purchases from upgrades of existing capacity. This supports retaining reuse and incremental-receipt adjustments rather than equating every new deployment opportunity with a full new tester.
59. Teradyne Introduces Integrated Test Solution for AI and Data Center Devices in Collaboration with Tokyo Electron
    - Evidence informing forecast-year allocation inputs; displayed values and growth are calculated: The June xx.xx 2026 coordinated singulated-device offering supports commercial availability relevant to the forecast; it does not establish 2025 sales or the modeled 2032 penetration.
    - Evidence informing forecast-year allocation inputs; displayed values and growth are calculated: The offering references multiple advanced-packaging points, but this is not evidence that an individual delivery has accepted multi-insertion coverage.
60. Amkor Technology - IC Semiconductor Test Services
    - Evidence informing base-year allocation inputs; displayed values and growth are calculated: The company's service description separates wafer probe, testing between assembly steps and final testing, supporting the insertion mapping rather than a sales weight or complete-tester purchase requirement.
    - Evidence informing forecast-year allocation inputs; displayed values and growth are calculated: The company's service description separates wafer probe, testing between assembly steps and final testing, supporting the insertion mapping rather than a sales weight or complete-tester purchase requirement.

15.5. Latin America

Table 169. Latin America SoC & Memory Semiconductor Tester Market, by Country growth contribution, 2025-2032

Category	2025 value (USD Million)	2032 value (USD Million)	Added value (USD Million)	2025 share (%)	2032 share (%)	Change (pp)	Growth share (%)	CAGR (%)
Argentina	xx.xx	xx.xx	xx.xx	xx.xx	xx.xx	xx.xx	xx.xx	xx.xx
Brazil	xx.xx	xx.xx	xx.xx	xx.xx	xx.xx	xx.xx	xx.xx	xx.xx
Chile	xx.xx	xx.xx	xx.xx	xx.xx	xx.xx	xx.xx	xx.xx	xx.xx
Colombia	xx.xx	xx.xx	xx.xx	xx.xx	xx.xx	xx.xx	xx.xx	xx.xx
Peru	xx.xx	xx.xx	xx.xx	xx.xx	xx.xx	xx.xx	xx.xx	xx.xx
Unallocated / remaining scope	xx.xx	xx.xx	xx.xx	xx.xx	xx.xx	xx.xx	xx.xx	xx.xx
Scope total	**xx.xx**	**xx.xx**	**xx.xx**	**xx.xx**	**xx.xx**	**xx.xx**	**xx.xx**	**xx.xx**

Table 170. Latin America SoC & Memory Semiconductor Tester Market Size, by Region, 2017-2040 (USD Million)

Region	2017	2024	2025	2026	2027	2032	2040	CAGR (%)
Argentina	xx.xx	xx.xx	xx.xx	xx.xx	xx.xx	xx.xx	xx.xx	xx.xx
Brazil	xx.xx	xx.xx	xx.xx	xx.xx	xx.xx	xx.xx	xx.xx	xx.xx
Chile	xx.xx	xx.xx	xx.xx	xx.xx	xx.xx	xx.xx	xx.xx	xx.xx
Colombia	xx.xx	xx.xx	xx.xx	xx.xx	xx.xx	xx.xx	xx.xx	xx.xx
Peru	xx.xx	xx.xx	xx.xx	xx.xx	xx.xx	xx.xx	xx.xx	xx.xx
Others	xx.xx	xx.xx	xx.xx	xx.xx	xx.xx	xx.xx	xx.xx	xx.xx
Total	**xx.xx**	**xx.xx**	**xx.xx**	**xx.xx**	**xx.xx**	**xx.xx**	**xx.xx**	**xx.xx**

Table 171. Latin America SoC & Memory Semiconductor Tester Market Size, by Tester Type, 2017-2040 (USD Million)

Tester Type	2017	2024	2025	2026	2027	2032	2040	CAGR (%)
Combined SoC & Memory Testers	xx.xx	xx.xx	xx.xx	xx.xx	xx.xx	xx.xx	xx.xx	xx.xx
Memory Testers	xx.xx	xx.xx	xx.xx	xx.xx	xx.xx	xx.xx	xx.xx	xx.xx
SoC Testers	xx.xx	xx.xx	xx.xx	xx.xx	xx.xx	xx.xx	xx.xx	xx.xx
Total	**xx.xx**	**xx.xx**	**xx.xx**	**xx.xx**	**xx.xx**	**xx.xx**	**xx.xx**	**xx.xx**

Table 172. Latin America SoC & Memory Semiconductor Tester Market Size, by Memory Testers, 2017-2040 (USD Million)

Memory Testers	2017	2024	2025	2026	2027	2032	2040	CAGR (%)
DRAM Testers	xx.xx	xx.xx	xx.xx	xx.xx	xx.xx	xx.xx	xx.xx	xx.xx
Multi-Family Memory Testers	xx.xx	xx.xx	xx.xx	xx.xx	xx.xx	xx.xx	xx.xx	xx.xx
Nonvolatile Memory Testers	xx.xx	xx.xx	xx.xx	xx.xx	xx.xx	xx.xx	xx.xx	xx.xx
SRAM Testers	xx.xx	xx.xx	xx.xx	xx.xx	xx.xx	xx.xx	xx.xx	xx.xx
Total	**xx.xx**	**xx.xx**	**xx.xx**	**xx.xx**	**xx.xx**	**xx.xx**	**xx.xx**	**xx.xx**

Table 173. Latin America SoC & Memory Semiconductor Tester Market Size, by Platform Architecture, 2017-2040 (USD Million)

Platform Architecture	2017	2024	2025	2026	2027	2032	2040	CAGR (%)
Open-Standard ATE Platforms	xx.xx	xx.xx	xx.xx	xx.xx	xx.xx	xx.xx	xx.xx	xx.xx
Proprietary ATE Platforms	xx.xx	xx.xx	xx.xx	xx.xx	xx.xx	xx.xx	xx.xx	xx.xx
Total	**xx.xx**	**xx.xx**	**xx.xx**	**xx.xx**	**xx.xx**	**xx.xx**	**xx.xx**	**xx.xx**

Table 174. Latin America SoC & Memory Semiconductor Tester Market Size, by Test Purpose, 2017-2040 (USD Million)

Test Purpose	2017	2024	2025	2026	2027	2032	2040	CAGR (%)
Combined Engineering and Production Testing	xx.xx	xx.xx	xx.xx	xx.xx	xx.xx	xx.xx	xx.xx	xx.xx
Engineering Evaluation and Characterization	xx.xx	xx.xx	xx.xx	xx.xx	xx.xx	xx.xx	xx.xx	xx.xx
Production Testing	xx.xx	xx.xx	xx.xx	xx.xx	xx.xx	xx.xx	xx.xx	xx.xx
Total	**xx.xx**	**xx.xx**	**xx.xx**	**xx.xx**	**xx.xx**	**xx.xx**	**xx.xx**	**xx.xx**

Table 175. Latin America SoC & Memory Semiconductor Tester Market Size, by Semiconductor End Market, 2017-2040 (USD Million)

Semiconductor End Market	2017	2024	2025	2026	2027	2032	2040	CAGR (%)
Aerospace and Defense	xx.xx	xx.xx	xx.xx	xx.xx	xx.xx	xx.xx	xx.xx	xx.xx
Automotive	xx.xx	xx.xx	xx.xx	xx.xx	xx.xx	xx.xx	xx.xx	xx.xx
Communications	xx.xx	xx.xx	xx.xx	xx.xx	xx.xx	xx.xx	xx.xx	xx.xx
Computing	xx.xx	xx.xx	xx.xx	xx.xx	xx.xx	xx.xx	xx.xx	xx.xx
Consumer Electronics	xx.xx	xx.xx	xx.xx	xx.xx	xx.xx	xx.xx	xx.xx	xx.xx
Industrial Electronics	xx.xx	xx.xx	xx.xx	xx.xx	xx.xx	xx.xx	xx.xx	xx.xx
Total	**xx.xx**	**xx.xx**	**xx.xx**	**xx.xx**	**xx.xx**	**xx.xx**	**xx.xx**	**xx.xx**

Table 176. Latin America SoC & Memory Semiconductor Tester Market Size, by Buyer Type, 2017-2040 (USD Million)

Buyer Type	2017	2024	2025	2026	2027	2032	2040	CAGR (%)
Fabless Semiconductor Companies	xx.xx	xx.xx	xx.xx	xx.xx	xx.xx	xx.xx	xx.xx	xx.xx
Integrated Device Manufacturers	xx.xx	xx.xx	xx.xx	xx.xx	xx.xx	xx.xx	xx.xx	xx.xx
Outsourced Assembly and Test Providers	xx.xx	xx.xx	xx.xx	xx.xx	xx.xx	xx.xx	xx.xx	xx.xx
Research and Academic Institutions	xx.xx	xx.xx	xx.xx	xx.xx	xx.xx	xx.xx	xx.xx	xx.xx
Semiconductor Design and IP Service Providers	xx.xx	xx.xx	xx.xx	xx.xx	xx.xx	xx.xx	xx.xx	xx.xx
Semiconductor Foundries	xx.xx	xx.xx	xx.xx	xx.xx	xx.xx	xx.xx	xx.xx	xx.xx
System Companies	xx.xx	xx.xx	xx.xx	xx.xx	xx.xx	xx.xx	xx.xx	xx.xx
Total	**xx.xx**	**xx.xx**	**xx.xx**	**xx.xx**	**xx.xx**	**xx.xx**	**xx.xx**	**xx.xx**

Table 177. Latin America SoC & Memory Semiconductor Tester Market Size, by Acquisition Model, 2017-2040 (USD Million)

Acquisition Model	2017	2024	2025	2026	2027	2032	2040	CAGR (%)
Equipment Leasing	xx.xx	xx.xx	xx.xx	xx.xx	xx.xx	xx.xx	xx.xx	xx.xx
Equipment Purchase	xx.xx	xx.xx	xx.xx	xx.xx	xx.xx	xx.xx	xx.xx	xx.xx
Total	**xx.xx**	**xx.xx**	**xx.xx**	**xx.xx**	**xx.xx**	**xx.xx**	**xx.xx**	**xx.xx**

Table 178. Latin America SoC & Memory Semiconductor Tester Market Size, by Sales Channel, 2017-2040 (USD Million)

Sales Channel	2017	2024	2025	2026	2027	2032	2040	CAGR (%)
Direct Sales	xx.xx	xx.xx	xx.xx	xx.xx	xx.xx	xx.xx	xx.xx	xx.xx
Distributor and Reseller Sales	xx.xx	xx.xx	xx.xx	xx.xx	xx.xx	xx.xx	xx.xx	xx.xx
Total	**xx.xx**	**xx.xx**	**xx.xx**	**xx.xx**	**xx.xx**	**xx.xx**	**xx.xx**	**xx.xx**

Table 179. Latin America SoC & Memory Semiconductor Tester Market Size, by Test Insertion, 2017-2040 (USD Million)

Test Insertion	2017	2024	2025	2026	2027	2032	2040	CAGR (%)
In-Process Assembly Test	xx.xx	xx.xx	xx.xx	xx.xx	xx.xx	xx.xx	xx.xx	xx.xx
Multi-Insertion Test	xx.xx	xx.xx	xx.xx	xx.xx	xx.xx	xx.xx	xx.xx	xx.xx
Packaged-Device Test	xx.xx	xx.xx	xx.xx	xx.xx	xx.xx	xx.xx	xx.xx	xx.xx
Singulated-Die Test	xx.xx	xx.xx	xx.xx	xx.xx	xx.xx	xx.xx	xx.xx	xx.xx
Wafer-Level Test	xx.xx	xx.xx	xx.xx	xx.xx	xx.xx	xx.xx	xx.xx	xx.xx
Total	**xx.xx**	**xx.xx**	**xx.xx**	**xx.xx**	**xx.xx**	**xx.xx**	**xx.xx**	**xx.xx**

Sources & Evidence

1. Advantest - FY2024 Consolidated Financial Results Presentation, April 25, 2025

   • Evidence informing the 2023 market-value input; displayed series and growth include calculations: Quarterly product-revenue disclosures support calendar-2023 totals of JPY xx.xx for SoC testers and JPY xx.xx for memory testers, before modeled scope adjustments. ([advantest.com](https://www.advantest.com/document/en/investors/ir-library/result/JE_BIZ_250425_slide.pdf))

   • Evidence informing the 2024 market-value input; displayed series and growth include calculations: Quarterly product-revenue disclosures support calendar-2024 totals of JPY xx.xx for SoC testers and JPY xx.xx for memory testers; handling, services and system-level testing are disclosed separately. ([advantest.com](https://www.advantest.com/document/en/investors/ir-library/result/JE_BIZ_250425_slide.pdf))

2. Advantest - FY2025 Third Quarter Financial Results Presentation, January 28, 2026

- Evidence informing the 2025 market-value input; displayed series and growth include calculations: The disclosed January-March 2025 quarter and April-December 2025 quarters produce calendar-2025 SoC tester revenue of JPY xx.xx and memory tester revenue of JPY xx.xx. These are supplier revenues, not a published global market total. ([advantest.com](https://www.advantest.com/document/en/investors/ir-library/result/JE_BIZ_260128_slide.pdf))
- Evidence informing base-year allocation inputs; displayed values and growth are calculated: Quarterly product disclosures reconstruct calendar-2025 SoC revenue of JPY xx.xx, before the inherited eligible-SoC scope deduction.
- Evidence informing base-year allocation inputs; displayed values and growth are calculated: Quarterly memory revenue totals JPY xx.xx for calendar 2025, anchoring the memory equipment pool rather than a published global share.
- Evidence informing base-year allocation inputs; displayed values and growth are calculated: January-March memory revenue of JPY xx.xx supports the fiscal-to-calendar application-mix bridge.
- Evidence informing base-year allocation inputs; displayed values and growth are calculated: Quarterly SoC revenues of JPY xx.xx, xx.xx, xx.xx and xx.xx reconstruct calendar-2025 revenue of JPY xx.xx, the supplier revenue ceiling used for modeled eligible OPENSTAR attribution. ([advantest.com](https://www.advantest.com/document/en/investors/ir-library/result/JE_BIZ_260128_slide.pdf))
- Evidence informing base-year allocation inputs; displayed values and growth are calculated: Reported quarters support the calendar-2025 SoC revenue bridge used to estimate Computing's equipment weight. ([advantest.com](https://www.advantest.com/document/en/investors/ir-library/result/JE_BIZ_260128_slide.pdf))
- Evidence informing base-year allocation inputs; displayed values and growth are calculated: The same quarterly equipment revenues constrain the combined Computing/Communications budget before modeled separation. ([advantest.com](https://www.advantest.com/document/en/investors/ir-library/result/JE_BIZ_260128_slide.pdf))
- Evidence informing base-year allocation inputs; displayed values and growth are calculated: The quarterly product table independently reproduces calendar-2025 SoC revenue of JPY xx.xx and memory revenue of JPY xx.xx. These constrain the inherited equipment-revenue scale but do not disclose an acquisition-model split. ([advantest.com](https://www.advantest.com/document/en/investors/ir-library/result/JE_BIZ_260128_slide.pdf))
- Evidence informing base-year allocation inputs; displayed values and growth are calculated: Quarterly product disclosures reconstruct calendar-2025 SoC revenue of JPY xx.xx and memory revenue of JPY xx.xx, supporting the retained scoped manufacturer budget rather than an observed channel share. ([advantest.com](https://www.advantest.com/document/en/investors/ir-library/result/JE_BIZ_260128_slide.pdf))
- Evidence informing base-year allocation inputs; displayed values and growth are calculated: The manufacturer equipment budget provides the economic scale against which inherited intermediary penetration is allocated; the presentation does not quantify reseller receipts. ([advantest.com](https://www.advantest.com/document/en/investors/ir-library/result/JE_BIZ_260128_slide.pdf))
- Evidence informing base-year allocation inputs; displayed values and growth are calculated: Quarterly memory-system receipts reconstruct calendar-2025 revenue of JPY xx.xx, an input to the shared diversified-memory equipment budget.
- Evidence informing forecast-year allocation inputs; displayed values and growth are calculated: Quarterly memory-system receipts reconstruct calendar-2025 revenue of JPY xx.xx, an input to the shared diversified-memory equipment budget.
- Evidence informing base-year allocation inputs; displayed values and growth are calculated: The observed memory receipts constrain the parent purchasing budget from which the modeled intermediate-assembly portion is attributed; no insertion split is disclosed.
- Evidence informing forecast-year allocation inputs; displayed values and growth are calculated: The observed memory receipts constrain the parent purchasing budget from which the modeled intermediate-assembly portion is attributed; no insertion split is disclosed.
- Evidence informing base-year allocation inputs; displayed values and growth are calculated: Product-line receipts support the common equipment-budget bridge carried into the package-test allocation and its forecast starting weights.
- Evidence informing forecast-year allocation inputs; displayed values and growth are calculated: Product-line receipts support the common equipment-budget bridge carried into the package-test allocation and its forecast starting weights.

3. Advantest - FY2026 First Quarter Financial Results Presentation, July 29, 2026

· Evidence informing the 2026 market-value input; displayed series and growth include calculations: The presentation reports January-March 2026 SoC/memory revenues of JPY xx.xx/xx.xx and April-June revenues of JPY xx.xx/xx.xx. July guidance forecasts fiscal-2026 SoC/memory revenues of JPY xx.xx/xx.xx and supplies the fiscal-to-calendar bridge. Guidance is not realized revenue. ([advantest.com](https://www.advantest.com/document/en/investors/ir-library/result/JE_BIZ_260729_slide.pdf))

· Evidence informing the 2040 market-value input; displayed series and growth include calculations: Current equipment revenue and company-specific capacity plans constrain the forecast starting point, not the assumed long-run growth rate or the 2040 result. ([advantest.com](https://www.advantest.com/document/en/investors/ir-library/result/JE_BIZ_260729_slide.pdf))

· Evidence informing forecast-year allocation inputs; displayed values and growth are calculated: Actual quarterly SoC revenue and FY2026 product guidance constrain the inherited 2026 supplier bridge used to forecast relative category weights.

· Evidence informing forecast-year allocation inputs; displayed values and growth are calculated: January-March and April-June memory revenue of JPY xx.xx/xx.xx and FY2026 guidance of JPY xx.xx constrain the calendar bridge.

· Evidence informing base-year allocation inputs; displayed values and growth are calculated: Rounded fiscal DRAM mixes are xx.xx% for FY2024 and xx.xx% for FY2025; FY2026 guidance is xx.xx%. Calendar conversion and co-primary deductions are modeled.

· Evidence informing forecast-year allocation inputs; displayed values and growth are calculated: Rounded fiscal DRAM mixes are xx.xx% for FY2024 and xx.xx% for FY2025; FY2026 guidance is xx.xx%. Calendar conversion and co-primary deductions are modeled.

· Evidence informing base-year allocation inputs; displayed values and growth are calculated: Corresponding nonvolatile mixes are xx.xx%, xx.xx% and guided xx.xx%, qualifying an exclusively DRAM-led outlook without verifying future global shares.

· Evidence informing forecast-year allocation inputs; displayed values and growth are calculated: Corresponding nonvolatile mixes are xx.xx%, xx.xx% and guided xx.xx%, qualifying an exclusively DRAM-led outlook without verifying future global shares.

· Evidence informing base-year allocation inputs; displayed values and growth are calculated: Own SoC sales mix is approximately xx.xx% Computing/Communications in FY24 and xx.xx% in FY25; 2026 demand commentary constrains forecast direction, not the final share. ([advantest.com](https://www.advantest.com/document/en/investors/ir-library/result/JE_BIZ_260729_slide.pdf))

· Evidence informing forecast-year allocation inputs; displayed values and growth are calculated: Own SoC sales mix is approximately xx.xx% Computing/Communications in FY24 and xx.xx% in FY25; 2026 demand commentary constrains forecast direction, not the final share. ([advantest.com](https://www.advantest.com/document/en/investors/ir-library/result/JE_BIZ_260729_slide.pdf))

· Evidence informing base-year allocation inputs; displayed values and growth are calculated: Reported combined application proportions constrain the common budget; the separate Communications allocation and future mix remain modeled. ([advantest.com](https://www.advantest.com/document/en/investors/ir-library/result/JE_BIZ_260729_slide.pdf))

· Evidence informing forecast-year allocation inputs; displayed values and growth are calculated: Reported combined application proportions constrain the common budget; the separate Communications allocation and future mix remain modeled. ([advantest.com](https://www.advantest.com/document/en/investors/ir-library/result/JE_BIZ_260729_slide.pdf))

4. Teradyne, Inc. - Form 10-K for the Year Ended December 31, 2025
   - Evidence informing the 2023 market-value input; displayed series and growth include calculations: The revenue-disaggregation table reports 2023 point-in-time SoC revenue of USD xx.xx and memory revenue of USD xx.xx. Replacement parts require a further modeled deduction. ([investors.teradyne.com](https://investors.teradyne.com/sec-filings/all-sec-filings/content/xx.xx-xx.xx-xx.xx/xx.xx-xx.xx-xx.xx.pdf))
   - Evidence informing the 2024 market-value input; displayed series and growth include calculations: The filing reports 2024 point-in-time SoC revenue of USD xx.xx and memory revenue of USD xx.xx separately from over-time revenue and IST. ([investors.teradyne.com](https://investors.teradyne.com/sec-filings/all-sec-filings/content/xx.xx-xx.xx-xx.xx/xx.xx-xx.xx-xx.xx.pdf))
   - Evidence informing the 2025 market-value input; displayed series and growth include calculations: The filing reports 2025 point-in-time SoC revenue of USD xx.xx and memory revenue of USD xx.xx. Point-in-time recognition includes products and replacement parts and is therefore an equipment proxy rather than an exact complete-system subtotal. ([investors.teradyne.com](https://investors.teradyne.com/sec-filings/all-sec-filings/content/xx.xx-xx.xx-xx.xx/xx.xx-xx.xx-xx.xx.pdf))
   - Evidence informing base-year allocation inputs; displayed values and growth are calculated: 2025 point-in-time SoC revenue is USD xx.xx; equipment and eligible-device deductions remain modeled.
   - Evidence informing base-year allocation inputs; displayed values and growth are calculated: 2025 point-in-time memory revenue is USD xx.xx; replacement parts require the inherited equipment adjustment.
   - Evidence informing base-year allocation inputs; displayed values and growth are calculated: The filing identifies DRAM/HBM commercial activity; it does not disclose the modeled annual DRAM configuration fraction.
   - Evidence informing base-year allocation inputs; displayed values and growth are calculated: Magnum flash-memory activity supports nonvolatile category participation, not the assumed annual sales fraction.
   - Evidence informing base-year allocation inputs; displayed values and growth are calculated: Separately reported specifying and purchasing customers support treating commercial roles distinctly, without adding overlapping customer percentages.
   - Evidence informing forecast-year allocation inputs; displayed values and growth are calculated: Separately reported specifying and purchasing customers support treating commercial roles distinctly, without adding overlapping customer percentages.
   - Evidence informing base-year allocation inputs; displayed values and growth are calculated: Reported 2024-2025 product revenues supply a realized-demand challenge, but do not identify engineering-only sales; the allocation retains this attribution limitation. ([investors.teradyne.com](https://investors.teradyne.com/sec-filings/all-sec-filings/content/xx.xx-xx.xx-xx.xx/xx.xx-xx.xx-xx.xx.pdf))
   - Evidence informing forecast-year allocation inputs; displayed values and growth are calculated: Reported 2024-2025 product revenues supply a realized-demand challenge, but do not identify engineering-only sales; the allocation retains this attribution limitation. ([investors.teradyne.com](https://investors.teradyne.com/sec-filings/all-sec-filings/content/xx.xx-xx.xx-xx.xx/xx.xx-xx.xx-xx.xx.pdf))
   - Evidence informing base-year allocation inputs; displayed values and growth are calculated: Point-in-time SoC revenue grew approximately xx.xx% while memory declined approximately xx.xx%, qualifying uniform-growth assumptions rather than directly establishing purpose shares. ([investors.teradyne.com](https://investors.teradyne.com/sec-filings/all-sec-filings/content/xx.xx-xx.xx-xx.xx/xx.xx-xx.xx-xx.xx.pdf))
   - Evidence informing forecast-year allocation inputs; displayed values and growth are calculated: Point-in-time SoC revenue grew approximately xx.xx% while memory declined approximately xx.xx%, qualifying uniform-growth assumptions rather than directly establishing purpose shares. ([investors.teradyne.com](https://investors.teradyne.com/sec-filings/all-sec-filings/content/xx.xx-xx.xx-xx.xx/xx.xx-xx.xx-xx.xx.pdf))
   - Evidence informing base-year allocation inputs; displayed values and growth are calculated: Distinguishes platform specifiers from purchasing customers, supporting the requirement for an accepted joint remit rather than inferring it from platform selection. ([investors.teradyne.com](https://investors.teradyne.com/sec-filings/all-sec-filings/content/xx.xx-xx.xx-xx.xx/xx.xx-xx.xx-xx.xx.pdf))
   - Evidence informing forecast-year allocation inputs; displayed values and growth are calculated: Distinguishes platform specifiers from purchasing customers, supporting the requirement for an accepted joint remit rather than inferring it from platform selection.

5. Teradyne, Inc. - Form 10-Q for the Quarterly Period Ended June 28, 2026
   - Evidence informing the 2026 market-value input; displayed series and growth include calculations: First-half 2026 point-in-time revenue was USD xx.xx for SoC and USD xx.xx for memory. Comparable first-half 2025 amounts were USD xx.xx and USD xx.xx independently establishing strong realized growth before the modeled second half. ([investors.teradyne.com](https://investors.teradyne.com/sec-filings/all-sec-filings/content/xx.xx-xx.xx-xx.xx/xx.xx-xx.xx-xx.xx.pdf))
   - Evidence informing forecast-year allocation inputs; displayed values and growth are calculated: First-half 2026 point-in-time SoC revenue of USD xx.xx anchors the scoped and annualized SoC forecast input.
   - Evidence informing forecast-year allocation inputs; displayed values and growth are calculated: First-half 2026 point-in-time memory revenue of USD xx.xx anchors the memory forecast pool; second-half realization remains assumed.
   - Evidence informing forecast-year allocation inputs; displayed values and growth are calculated: The observed memory pool constrains the forecast numerator to which the explicitly assumed small SRAM fraction is applied; SRAM sales are not separately disclosed.
   - Evidence informing forecast-year allocation inputs; displayed values and growth are calculated: The observed memory pool constrains modeled multi-family attribution, but does not independently establish co-primary configuration sales.
   - Evidence informing forecast-year allocation inputs; displayed values and growth are calculated: The scoped memory forecast pool supplies one bounded source of combined-configuration value; the co-primary fraction remains assumed.
6. Cohu, Inc. - Form 10-K for the Fiscal Year Ended December 27, 2025
   - Evidence informing the 2023 market-value input; displayed series and growth include calculations: Cohu reports 2023 systems-semiconductor test and inspection revenue of USD xx.xx. Only an assumed complete-tester and eligible-device portion enters this market. ([sec.gov](https://www.sec.gov/Archives/edgar/data/xx.xx/xx.xx/cohu20251227_10k.htm))
   - Evidence informing the 2024 market-value input; displayed series and growth include calculations: Cohu reports 2024 systems-semiconductor test and inspection revenue of USD xx.xx separately from non-systems revenue. ([sec.gov](https://www.sec.gov/Archives/edgar/data/xx.xx/xx.xx/cohu20251227_10k.htm))
   - Evidence informing the 2025 market-value input; displayed series and growth include calculations: Cohu reports 2025 systems-semiconductor test and inspection revenue of USD xx.xx. Automation, inspection, interfaces and recurring services prevent attribution of the whole company to SoC testers. ([sec.gov](https://www.sec.gov/Archives/edgar/data/xx.xx/xx.xx/cohu20251227_10k.htm))
   - Evidence informing base-year allocation inputs; displayed values and growth are calculated: Cohu describes a primarily direct commercial model supported by targeted independent representatives, supporting direct attribution where the manufacturer remains the contractual seller. ([sec.gov](https://www.sec.gov/Archives/edgar/data/xx.xx/xx.xx/cohu20251227_10k.htm))
   - Evidence informing forecast-year allocation inputs; displayed values and growth are calculated: Cohu describes a primarily direct commercial model supported by targeted independent representatives, supporting direct attribution where the manufacturer remains the contractual seller. ([sec.gov](https://www.sec.gov/Archives/edgar/data/xx.xx/xx.xx/cohu20251227_10k.htm))
   - Evidence informing base-year allocation inputs; displayed values and growth are calculated: Independent-representative commissions are identified in selling expenses; representation alone does not establish title-taking equipment resale or a numerical distributor share. ([sec.gov](https://www.sec.gov/Archives/edgar/data/xx.xx/xx.xx/cohu20251227_10k.htm))
   - Evidence informing forecast-year allocation inputs; displayed values and growth are calculated: Independent-representative commissions are identified in selling expenses; representation alone does not establish title-taking equipment resale or a numerical distributor share. ([sec.gov](https://www.sec.gov/Archives/edgar/data/xx.xx/xx.xx/cohu20251227_10k.htm))

7. Hangzhou Changchuan Technology Co., Ltd. - 2025 Annual Report
   - Evidence informing the 2024 market-value input; displayed series and growth include calculations: The product table reports 2024 tester revenue of CNY xx.xx, distinct from handlers and other products. Its SoC-eligible portion remains modeled. ([static.cninfo.com.cn](https://static.cninfo.com.cn/finalpage/2026-xx.xx-xx.xx/xx.xx.PDF))
   - Evidence informing the 2025 market-value input; displayed series and growth include calculations: The product table reports 2025 tester revenue of CNY xx.xx. The filing's broader analog and digital portfolio requires a scope adjustment rather than inclusion of all tester revenue. ([static.cninfo.com.cn](https://static.cninfo.com.cn/finalpage/2026-xx.xx-xx.xx/xx.xx.PDF))
8. YC Corporation - Business Report for the Year Ended December 31, 2025
   - Evidence informing the 2023 market-value input; displayed series and growth include calculations: The sales table reports KRW xx.xx for the 2023 memory-wafer-tester, semiconductor-equipment, parts, modification and related category. Complete-equipment attribution requires a deduction. ([kind.krx.co.kr](https://kind.krx.co.kr/external/2026/xx.xx/xx.xx/xx.xx/xx.xx/xx.xx.htm))
   - Evidence informing the 2024 market-value input; displayed series and growth include calculations: The comparable 2024 category revenue is KRW xx.xx, not an independently isolated complete-tester total. ([kind.krx.co.kr](https://kind.krx.co.kr/external/2026/xx.xx/xx.xx/xx.xx/xx.xx/xx.xx.htm))
   - Evidence informing the 2025 market-value input; displayed series and growth include calculations: The comparable 2025 category revenue is KRW xx.xx. Parts, modifications and other equipment remain a material scope uncertainty. ([kind.krx.co.kr](https://kind.krx.co.kr/external/2026/xx.xx/xx.xx/xx.xx/xx.xx/xx.xx.htm))
   - Evidence informing base-year allocation inputs; displayed values and growth are calculated: YC reports KRW xx.xx in a broad memory-wafer-tester, parts, modification and related revenue category, constraining the inherited equipment budget.
   - Evidence informing base-year allocation inputs; displayed values and growth are calculated: The company's own business description establishes DRAM equipment activity; the assumed xx.xx% allocation is not disclosed.
   - Evidence informing base-year allocation inputs; displayed values and growth are calculated: NAND equipment participation establishes the nonvolatile commercial mapping; the assumed xx.xx% allocation is not an observed split.
9. Chroma ESG - About Chroma: 2025 Group Financial and Operating Profile
   - Evidence informing the 2025 market-value input; displayed series and growth include calculations: Chroma's own disclosure states 2025 group consolidated revenue of USD xx.xx. This broad corporate amount constrains, but does not directly measure, its eligible complete-SoC-tester revenue. ([csr.chromaate.com](https://csr.chromaate.com/en/esg-en/green-chroma-en/brand-en))
10. Chroma ESG - Green Revenue and Financial Performance, 2025
    - Evidence informing the 2024 market-value input; displayed series and growth include calculations: Chroma reports 2025 consolidated revenue growth of xx.xx%. The model uses this company growth rate to backcast its small 2024 scoped revenue budget at a constant conversion basis, not as an observed 2024 tester subtotal. ([csr.chromaate.com](https://csr.chromaate.com/en/esg-en/green-chroma-en/green-revenue-en))
    - Evidence informing the 2025 market-value input; displayed series and growth include calculations: The disclosure distinguishes broad measurement products and SLT demand, reinforcing the need to exclude unrelated corporate revenue from the SoC/memory tester estimate. ([csr.chromaate.com](https://csr.chromaate.com/en/esg-en/green-chroma-en/green-revenue-en))

11. Federal Reserve Board - Foreign Exchange Rates, G.5A, January 5, 2026

· Evidence informing the 2023 market-value input; displayed series and growth include calculations: The official annual-average exchange-rate release supplies the currency-conversion benchmark; the model uses JPY xx.xx per USD for its large calendar-2023 Japanese revenue anchor and an explicitly rounded KRW conversion for the smaller Korean budget. ([fred.stlouisfed.org](https://fred.stlouisfed.org/series/AEXJPUS/))

· Evidence informing the 2024 market-value input; displayed series and growth include calculations: The model uses JPY xx.xx per USD for calendar 2024; small CNY and KRW budgets use disclosed approximate conversion assumptions close to the official annual averages. ([fred.stlouisfed.org](https://fred.stlouisfed.org/series/AEXJPUS/))

· Evidence informing the 2025 market-value input; displayed series and growth include calculations: The model uses JPY xx.xx per USD for calendar 2025. CNY xx.xx and KRW xx.xx per USD are rounded modeling conventions, not the release's exact observations. ([fred.stlouisfed.org](https://fred.stlouisfed.org/series/AEXJPUS/))

12. SEMI - 2018 Global Semiconductor Equipment Sales Jump to Record USD 64.5 Billion

· Evidence informing the 2017 market-value input; displayed series and growth include calculations: The association's member-billings release reports xx.xx% growth in total test equipment sales in 2018. Its inverse supplies the 2017 historical proxy; it is not a direct observation of the narrower captured market. ([www1.semi.org](https://www1.semi.org/en/2018-global-semiconductor-equipment-sales-jump-record-xx.xx-billion))

· Evidence informing the 2018 market-value input; displayed series and growth include calculations: The release reports approximately USD xx.xx of total semiconductor-equipment sales in 2018, used only with the 2019 equipment total as a disclosed broad-cycle proxy. ([www1.semi.org](https://www1.semi.org/en/2018-global-semiconductor-equipment-sales-jump-record-xx.xx-billion))

13. SEMI - 2020 Global Semiconductor Equipment Sales Surge 19% to Industry Record USD 71.2 Billion

· Evidence informing the 2018 market-value input; displayed series and growth include calculations: The release reports 2019 total equipment billings of USD xx.xx. Relative to the published approximate 2018 total, this supplies a broad-equipment downturn proxy, not an observed SoC/memory tester growth rate. ([semi.org](https://www.semi.org/en/news-media-press/semi-press-releases/annual-global-semiconductor-equipment-sales))

· Evidence informing the 2019 market-value input; displayed series and growth include calculations: Reported 2020 total-test-equipment growth of xx.xx% supplies the inverse bridge into 2019. ([semi.org](https://www.semi.org/en/news-media-press/semi-press-releases/annual-global-semiconductor-equipment-sales))

· Evidence informing the 2020 market-value input; displayed series and growth include calculations: The association's member-submitted billings dataset reports xx.xx% total-test-equipment growth in 2020, used as a historical demand-cycle proxy. ([semi.org](https://www.semi.org/en/news-media-press/semi-press-releases/annual-global-semiconductor-equipment-sales))

14. SEMI - 2021 Global Semiconductor Equipment Sales Surge 44% to Industry Record USD 102.6 Billion

· Evidence informing the 2020 market-value input; displayed series and growth include calculations: Reported total-test-equipment sales growth of xx.xx% in 2021 supports the inverse bridge from the 2021 estimate to 2020. ([semi.org](https://www.semi.org/en/news-media-press-releases/semi-press-releases/2021-global-semiconductor-equipment-sales-surge-xx.xx%xx.xx-to-industry-record-%xx.xx-billion-semi-reports))

· Evidence informing the 2021 market-value input; displayed series and growth include calculations: The xx.xx% test-equipment increase is a member-billings observation for a broader equipment class, not the final market value returned here. ([semi.org](https://www.semi.org/en/news-media-press-releases/semi-press-releases/2021-global-semiconductor-equipment-sales-surge-xx.xx%xx.xx-to-industry-record-%xx.xx-billion-semi-reports))

15. SEMI - Global Semiconductor Equipment Billings Reach Industry Record USD 107.6 Billion in 2022

· Evidence informing the 2021 market-value input; displayed series and growth include calculations: The release reports a xx.xx% contraction in total-test-equipment billings in 2022, supporting the inverse historical bridge into 2021. ([semi.org](https://www.semi.org/en/news-media-press-releases/semi-press-releases/global-semiconductor-equipment-billings-reach-industry-record-%xx.xx-billion-in-2022-semi-reports))

16. SEMI - Global Semiconductor Equipment Billings Slip to USD 106.3 Billion in 2023

· Evidence informing the 2023 market-value input; displayed series and growth include calculations: The xx.xx% broader test-equipment decline supplies a historical-cycle constraint and one small-supplier backcast assumption, not the target-market level.
([semi.org](https://www.semi.org/en/news-media-press-releases/semi-press-releases/global-semiconductor-equipment-billings-slip-to-%xx.xx-billion-in-2023-semi-reports))

17. SEMI - Global Semiconductor Equipment Billings Surged to USD 117 Billion in 2024

· Evidence informing the 2024 market-value input; displayed series and growth include calculations: Realized total-test-equipment billings increased xx.xx% in 2024. This independently checks the direction and approximate magnitude of the modeled target-market recovery without substituting the broader category for this market.
([semi.org](https://www.semi.org/en/semi-press-release/global-semiconductor-equipment-billings-surged-to-xx.xx-billion-dollars-in-2024-semi-reports))

18. SEMI - Global Semiconductor Equipment Billings Reached USD 135 Billion in 2025

· Evidence informing the 2025 market-value input; displayed series and growth include calculations: The association reports realized total-test-equipment billings growth of xx.xx% in 2025. The modeled target-market increase of approximately xx.xx% is directionally consistent; differing product boundaries prevent an exact reconciliation.
([semi.org](https://www.semi.org/en/SEMI-Reports-Global-Semiconductor-Equipment-Billings-Reached-xx.xx-Billion-in-2025))

19. Advantest - Annual Securities Report and Business Report for the Year Ended March 31, 2026

- Evidence informing the 2025 market-value input; displayed series and growth include calculations: Note xx.xx identifies customer operating leases of semiconductor test systems and JPY xx.xx of future payments receivable at March xx.xx 2025. This establishes a small supplier-specific leasing activity, not annual global leasing revenue. ([advantest.com](https://www.advantest.com/document/en/investors/ir-library/report/IR_SecuritiesandBusinesReport_84th_en.pdf))
- Evidence informing the 2026 market-value input; displayed series and growth include calculations: Future customer lease payments receivable were JPY xx.xx at March xx.xx 2026; disclosed terms were one to three years and noncancelable. These figures qualify any assumption that OEM leasing is necessarily large or offers flexible exit. ([advantest.com](https://www.advantest.com/document/en/investors/ir-library/report/IR_SecuritiesandBusinesReport_84th_en.pdf))
- Evidence informing base-year allocation inputs; displayed values and growth are calculated: Named NVIDIA-group customer receipts constrain direct fabless purchasing; fiscal/calendar and eligible-equipment attribution remain modeled.
- Evidence informing forecast-year allocation inputs; displayed values and growth are calculated: Named NVIDIA-group customer receipts constrain direct fabless purchasing; fiscal/calendar and eligible-equipment attribution remain modeled.
- Evidence informing base-year allocation inputs; displayed values and growth are calculated: Named TSMC customer receipts anchor the foundry purchasing model; other suppliers and foundries require explicit coverage assumptions.
- Evidence informing forecast-year allocation inputs; displayed values and growth are calculated: Named TSMC customer receipts anchor the foundry purchasing model; other suppliers and foundries require explicit coverage assumptions.
- Evidence informing base-year allocation inputs; displayed values and growth are calculated: The equipment-revenue policy recognizes product revenue when control transfers on contractual delivery or acceptance, supporting the purchase classification rather than service-revenue attribution. ([advantest.com](https://www.advantest.com/document/en/investors/ir-library/report/IR_SecuritiesandBusinesReport_84th_en.pdf))
- Evidence informing forecast-year allocation inputs; displayed values and growth are calculated: The equipment-revenue policy recognizes product revenue when control transfers on contractual delivery or acceptance, supporting the purchase classification rather than service-revenue attribution. ([advantest.com](https://www.advantest.com/document/en/investors/ir-library/report/IR_SecuritiesandBusinesReport_84th_en.pdf))
- Evidence informing base-year allocation inputs; displayed values and growth are calculated: Note xx.xx discloses customer operating leases, one-to-three-year noncancelable terms, and remaining payments of JPY xx.xx and JPY xx.xx at March xx.xx 2025 and March xx.xx 2026. These constrain contractual and adoption assumptions, not annual global leasing revenue or the final forecast share. ([advantest.com](https://www.advantest.com/document/en/investors/ir-library/report/IR_SecuritiesandBusinesReport_84th_en.pdf))
- Evidence informing forecast-year allocation inputs; displayed values and growth are calculated: Note xx.xx discloses customer operating leases, one-to-three-year noncancelable terms, and remaining payments of JPY xx.xx and JPY xx.xx at March xx.xx 2025 and March xx.xx 2026. These constrain contractual and adoption assumptions, not annual global leasing revenue or the final forecast share. ([advantest.com](https://www.advantest.com/document/en/investors/ir-library/report/IR_SecuritiesandBusinesReport_84th_en.pdf))
- Evidence informing base-year allocation inputs; displayed values and growth are calculated: Wholly owned regional test-system sales subsidiaries establish consolidated manufacturer selling, while customer operating leases establish an OEM leasing route; both support the contractual-role allocation premise. ([advantest.com](https://www.advantest.com/document/en/investors/ir-library/report/IR_SecuritiesandBusinesReport_84th_en.pdf))
- Evidence informing forecast-year allocation inputs; displayed values and growth are calculated: Wholly owned regional test-system sales subsidiaries establish consolidated manufacturer selling, while customer operating leases establish an OEM leasing route; both support the contractual-role allocation premise. ([advantest.com](https://www.advantest.com/document/en/investors/ir-library/report/IR_SecuritiesandBusinesReport_84th_en.pdf))
- Evidence informing base-year allocation inputs; displayed values and growth are calculated: Future customer lease payments of JPY xx.xx at March xx.xx 2025 and JPY xx.xx at March xx.xx 2026 are supplier-specific receivables, not annual global merchant lease revenue; they limit rather than verify the leasing assumptions. ([advantest.com](https://www.advantest.com/document/en/investors/ir-library/report/IR_SecuritiesandBusines

20. Amkor Technology, Inc. - Form 10-K for the Year Ended December 31, 2025

- Evidence informing the 2025 market-value input; displayed series and growth include calculations: Amkor reports 2025 capital expenditures of USD xx.xx versus USD xx.xx in 2024, covering packaging, testing and facilities. The amount is a buyer-spending constraint, not tester-only spending. ([sec.gov](https://www.sec.gov/Archives/edgar/data/xx.xx/xx.xx/amkr-xx.xx.htm))
- Evidence informing the 2026 market-value input; displayed series and growth include calculations: The filing's USD xx.xx-xx.xx 2026 capital-expenditure expectation is primarily increased by Arizona construction. It cannot be treated as an equivalent tester award or annual tester-market increment. ([sec.gov](https://www.sec.gov/Archives/edgar/data/xx.xx/xx.xx/amkr-xx.xx.htm))
- Evidence informing the 2028 market-value input; displayed series and growth include calculations: Standardized tester investment, customer-consigned equipment and equipment-redeployment risks qualify the conversion from announced capacity projects to incremental tester purchases. No project investment is added directly to the 2028 forecast. ([sec.gov](https://www.sec.gov/Archives/edgar/data/xx.xx/xx.xx/amkr-xx.xx.htm))
- Evidence informing the 2029 market-value input; displayed series and growth include calculations: The buyer's broad spending and commitment disclosures support retaining procurement-conversion and reuse uncertainty rather than equating project completion with tester sales. ([sec.gov](https://www.sec.gov/Archives/edgar/data/xx.xx/xx.xx/amkr-xx.xx.htm))
- Evidence informing base-year allocation inputs; displayed values and growth are calculated: The test-equipment accounting-life extension from five to seven years constrains the annualized production denominator against which engineering purchasing is compared. ([sec.gov](https://www.sec.gov/Archives/edgar/data/xx.xx/xx.xx/amkr-xx.xx.htm))
- Evidence informing forecast-year allocation inputs; displayed values and growth are calculated: The test-equipment accounting-life extension from five to seven years constrains the annualized production denominator against which engineering purchasing is compared. ([sec.gov](https://www.sec.gov/Archives/edgar/data/xx.xx/xx.xx/amkr-xx.xx.htm))
- Evidence informing base-year allocation inputs; displayed values and growth are calculated: Seven-year test-equipment accounting life anchors the selected purchasing-frequency proxy; broad capital expenditure is not treated as tester-only spending. ([sec.gov](https://www.sec.gov/Archives/edgar/data/xx.xx/xx.xx/amkr-xx.xx.htm))
- Evidence informing forecast-year allocation inputs; displayed values and growth are calculated: Seven-year test-equipment accounting life anchors the selected purchasing-frequency proxy; broad capital expenditure is not treated as tester-only spending. ([sec.gov](https://www.sec.gov/Archives/edgar/data/xx.xx/xx.xx/amkr-xx.xx.htm))
- Evidence informing base-year allocation inputs; displayed values and growth are calculated: Standardized platforms and customer-consigned testers qualify ownership and reuse attribution; these conditions do not establish accepted joint-purpose deployment. ([sec.gov](https://www.sec.gov/Archives/edgar/data/xx.xx/xx.xx/amkr-xx.xx.htm))
- Evidence informing forecast-year allocation inputs; displayed values and growth are calculated: Standardized platforms and customer-consigned testers qualify ownership and reuse attribution; these conditions do not establish accepted joint-purpose deployment. ([sec.gov](https://www.sec.gov/Archives/edgar/data/xx.xx/xx.xx/amkr-xx.xx.htm))
- Evidence informing base-year allocation inputs; displayed values and growth are calculated: The buyer reports approximately xx.xx% Computing sales and standardized tester investment, providing a representativeness and reuse check, not equipment-market weights. ([sec.gov](https://www.sec.gov/Archives/edgar/data/xx.xx/xx.xx/amkr-xx.xx.htm))
- Evidence informing forecast-year allocation inputs; displayed values and growth are calculated: The buyer reports approximately xx.xx% Computing sales and standardized tester investment, providing a representativeness and reuse check, not equipment-market weights. ([sec.gov](https://www.sec.gov/Archives/edgar/data/xx.xx/xx.xx/amkr-xx.xx.htm))
- Evidence informing base-year allocation inputs; displayed values and growth are calculated: Approximately xx.xx% Communications sales and customer-consigned equipment demonstrate why operator revenue and ownership cannot directly determine tester purchasing shares. ([sec.gov](https://www.sec.gov/Archives/edgar/data/xx.xx/xx.xx/amkr-xx.xx.htm))
- Evidence informing forecast-year allocation inputs; displayed values and growth are calculated: Approximately xx.xx% Communications sales and customer-consigned equipment demonstrate why operator revenue and ownership cannot directly determine tester purchasing shares. ([sec.gov](https://www.sec.gov/Archives/edgar/data/xx.xx/xx.xx/amkr-xx.xx.htm))
- Evidence informing base-year allocation inputs; displayed values and growth are calculated: Approximately xx.xx% Consumer sales provide a buyer-specific countercheck; shared-platform practices do not quantify

21. Intel Corporation - Form 10-K for the Year Ended December 27, 2025
    - Evidence informing forecast-year allocation inputs; displayed values and growth are calculated: Costa Rican consolidation is counterevidence to uniform Latin American equipment expansion.
22. HT Micron - Quality Management and Brazilian Operating Scope
    - Evidence informing base-year allocation inputs; displayed values and growth are calculated: Company disclosure establishes Brazilian semiconductor encapsulation and testing activity, but not tester-only expenditure.
    - Evidence informing forecast-year allocation inputs; displayed values and growth are calculated: Company disclosure establishes Brazilian semiconductor encapsulation and testing activity, but not tester-only expenditure.
23. Brazil MDIC - Complexo Eletroeletrônico e de Semicondutores
    - Evidence informing forecast-year allocation inputs; displayed values and growth are calculated: Brasil Semicon is national policy context; its overview does not establish a particular eligible tester purchase or fiscal benefit.

24. Teradyne - Magnum 2 Memory Test Solution
    - Evidence informing base-year allocation inputs; displayed values and growth are calculated: Magnum xx.xx lists SRAM applications, establishing a commercial category mapping without supplying a revenue weight.
    - Evidence informing forecast-year allocation inputs; displayed values and growth are calculated: Magnum xx.xx lists SRAM applications, establishing a commercial category mapping without supplying a revenue weight.
    - Evidence informing base-year allocation inputs; displayed values and growth are calculated: DRAM, SRAM, NOR and NAND capability overlaps support mutually exclusive configuration attribution rather than adding advertised capabilities as sales.
    - Evidence informing forecast-year allocation inputs; displayed values and growth are calculated: DRAM, SRAM, NOR and NAND capability overlaps support mutually exclusive configuration attribution rather than adding advertised capabilities as sales.
    - Evidence informing base-year allocation inputs; displayed values and growth are calculated: Low-end SoC and memory applications identify a candidate combined-capability pool; actual joint customer mandates and numerical fractions remain unmeasured.
    - Evidence informing forecast-year allocation inputs; displayed values and growth are calculated: Low-end SoC and memory applications identify a candidate combined-capability pool; actual joint customer mandates and numerical fractions remain unmeasured.
    - Evidence informing base-year allocation inputs; displayed values and growth are calculated: Separately identifies an engineering configuration, supporting purpose classification and the direction of the modeled realization difference, not its exact numerical price ratio. ([teradyne.com](https://www.teradyne.com/products/magnum-xx.xx/))
    - Evidence informing forecast-year allocation inputs; displayed values and growth are calculated: Separately identifies an engineering configuration, supporting purpose classification and the direction of the modeled realization difference, not its exact numerical price ratio. ([teradyne.com](https://www.teradyne.com/products/magnum-xx.xx/))
    - Evidence informing base-year allocation inputs; displayed values and growth are calculated: Separately identifies production configurations, supporting production-purpose attribution rather than classification from family-wide capability alone. ([teradyne.com](https://www.teradyne.com/products/magnum-xx.xx/))
    - Evidence informing forecast-year allocation inputs; displayed values and growth are calculated: Separately identifies production configurations, supporting production-purpose attribution rather than classification from family-wide capability alone. ([teradyne.com](https://www.teradyne.com/products/magnum-xx.xx/))
    - Evidence informing base-year allocation inputs; displayed values and growth are calculated: Engineering programs can transfer to production versions; this supports conditional continuity but does not measure joint-purpose purchases or the forecast adoption multiplier. ([teradyne.com](https://www.teradyne.com/products/magnum-xx.xx/))
    - Evidence informing forecast-year allocation inputs; displayed values and growth are calculated: Engineering programs can transfer to production versions; this supports conditional continuity but does not measure joint-purpose purchases or the forecast adoption multiplier. ([teradyne.com](https://www.teradyne.com/products/magnum-xx.xx/))
25. Advantest - T5835 Memory Test System
    - Evidence informing base-year allocation inputs; displayed values and growth are calculated: T5835 is commercially positioned for both DRAM and NAND, supporting the cross-family classification premise but not the modeled co-primary revenue fraction.
    - Evidence informing forecast-year allocation inputs; displayed values and growth are calculated: T5835 is commercially positioned for both DRAM and NAND, supporting the cross-family classification premise but not the modeled co-primary revenue fraction.

26. Advantest - T5503HS2 Memory Test System
    - Evidence informing base-year allocation inputs; displayed values and growth are calculated: DRAM/HBM product positioning establishes category mapping; the documented installed-T5503 upgrade path supports retaining upgrade-substitution uncertainty rather than assuming universal replacement.
    - Evidence informing forecast-year allocation inputs; displayed values and growth are calculated: DRAM/HBM product positioning establishes category mapping; the documented installed-T5503 upgrade path supports retaining upgrade-substitution uncertainty rather than assuming universal replacement.
27. Advantest will Showcase Latest Memory Test Solutions at Future of Memory and Storage 2024
    - Evidence informing base-year allocation inputs; displayed values and growth are calculated: The August xx.xx 2024 announcement identifies T5835 among promoted memory offerings, establishing pre-base-year commercial positioning without proving customer acceptance or sales mix.
28. Advantest - V93000 SoC Test Systems
    - Evidence informing base-year allocation inputs; displayed values and growth are calculated: Advantest classifies V93000 as a SoC Test System, supporting the commercial mapping of its reported SoC equipment pool without establishing a sales percentage.
    - Evidence informing forecast-year allocation inputs; displayed values and growth are calculated: Advantest classifies V93000 as a SoC Test System, supporting the commercial mapping of its reported SoC equipment pool without establishing a sales percentage.
    - Evidence informing base-year allocation inputs; displayed values and growth are calculated: V93000 documentation identifies reusable programs and interface hardware across generations and supplier-developed SmarTest software. These support the retained-investment condition, not a measured switching rate or forecast share. ([advantest.com](https://www.advantest.com/en/products/semiconductor-test-system/soc/v93000/))
    - Evidence informing forecast-year allocation inputs; displayed values and growth are calculated: V93000 documentation identifies reusable programs and interface hardware across generations and supplier-developed SmarTest software. These support the retained-investment condition, not a measured switching rate or forecast share. ([advantest.com](https://www.advantest.com/en/products/semiconductor-test-system/soc/v93000/))
29. Emerson Electric Co. - Form 10-K for the Year Ended September 30, 2025
    - Evidence informing base-year allocation inputs; displayed values and growth are calculated: Reported Test & Measurement sales of USD xx.xx in FY2025 and USD xx.xx in FY2024 constrain the broad NI revenue proxy, not complete SoC/memory tester revenue. ([ir.emerson.com](https://ir.emerson.com/sec-filings/all-sec-filings/content/xx.xx-xx.xx-xx.xx/emr-xx.xx.htm))
30. Emerson Electric Co. - Form 10-Q for the Quarter Ended December 31, 2025
    - Evidence informing base-year allocation inputs; displayed values and growth are calculated: December-quarter Test & Measurement sales of USD xx.xx versus USD xx.xx supply the approximate calendar bridge. Prior-period segment presentation was reclassified, limiting level comparability. ([sec.gov](https://www.sec.gov/Archives/edgar/data/xx.xx/xx.xx/emr-xx.xx.htm))
31. National Instruments Corporation - 2022 Annual Report
    - Evidence informing base-year allocation inputs; displayed values and growth are calculated: Semiconductor and Electronics represented approximately xx.xx% of NI's 2022 revenue, with approximately half from production test and half from R&D test. These historical mix observations calibrate, but do not verify, the 2025 scoped equipment budget. ([sec.gov](https://www.sec.gov/Archives/edgar/data/xx.xx/xx.xx/ny20006399x3_ars.pdf))

32. Advantest - FY2025 Financial Briefing, April 27, 2026

· Evidence informing base-year allocation inputs; displayed values and growth are calculated: Automotive/industrial/consumer/DDIC represented approximately xx.xx% and xx.xx% of fiscal SoC sales in FY2024 and FY2025, rounded to five-percentage-point increments. These application proportions constrain the mainstream equipment attribution. ([advantest.com](https://www.advantest.com/document/en/investors/ir-library/result/JE_BIZ_260427_slide.pdf))

· Evidence informing forecast-year allocation inputs; displayed values and growth are calculated: Automotive/industrial/consumer/DDIC represented approximately xx.xx% and xx.xx% of fiscal SoC sales in FY2024 and FY2025, rounded to five-percentage-point increments. These application proportions constrain the mainstream equipment attribution. ([advantest.com](https://www.advantest.com/document/en/investors/ir-library/result/JE_BIZ_260427_slide.pdf))

· Evidence informing base-year allocation inputs; displayed values and growth are calculated: Fiscal SoC sales increased from JPY xx.xx to JPY xx.xx, while computing/communications represented approximately xx.xx% of FY2025 SoC sales. This supports differentiated application-growth assumptions, not a directly observed proprietary share or future allocation. ([advantest.com](https://www.advantest.com/document/en/investors/ir-library/result/JE_BIZ_260427_slide.pdf))

· Evidence informing forecast-year allocation inputs; displayed values and growth are calculated: Fiscal SoC sales increased from JPY xx.xx to JPY xx.xx, while computing/communications represented approximately xx.xx% of FY2025 SoC sales. This supports differentiated application-growth assumptions, not a directly observed proprietary share or future allocation. ([advantest.com](https://www.advantest.com/document/en/investors/ir-library/result/JE_BIZ_260427_slide.pdf))

33. Advantest - Annual Report 2005

· Evidence informing base-year allocation inputs; displayed values and growth are calculated: The report identifies T2000's OPENSTAR basis and publicly available specifications developed through the Semiconductor Test Consortium. This supports historical standards classification only; its historical market-share statements are not used. ([www3.advantest.com](https://www3.advantest.com/documents/xx.xx/xx.xx/pdf_investor_AR2005_en.pdf))

· Evidence informing forecast-year allocation inputs; displayed values and growth are calculated: The report identifies T2000's OPENSTAR basis and publicly available specifications developed through the Semiconductor Test Consortium. This supports historical standards classification only; its historical market-share statements are not used. ([www3.advantest.com](https://www3.advantest.com/documents/xx.xx/xx.xx/pdf_investor_AR2005_en.pdf))

34. Advantest - What Is ATE (Automated Test Equipment)? Roles, Systems & Future Outlook

· Evidence informing base-year allocation inputs; displayed values and growth are calculated: Current company positioning identifies T2000 as open architecture and associates it with microcontroller and automotive applications, supporting continuity of the classification premise without measuring sales. ([advantest.com](https://www.advantest.com/en/semiconductor-basics/automated-test-equipment/))

· Evidence informing forecast-year allocation inputs; displayed values and growth are calculated: Current company positioning identifies T2000 as open architecture and associates it with microcontroller and automotive applications, supporting continuity of the classification premise without measuring sales. ([advantest.com](https://www.advantest.com/en/semiconductor-basics/automated-test-equipment/))

· Evidence informing base-year allocation inputs; displayed values and growth are calculated: The company distinguishes V93000's supplier-specific architecture from T2000's open-architecture positioning, supporting platform-level rather than supplier-wide classification. ([advantest.com](https://www.advantest.com/en/semiconductor-basics/automated-test-equipment/))

· Evidence informing forecast-year allocation inputs; displayed values and growth are calculated: The company distinguishes V93000's supplier-specific architecture from T2000's open-architecture positioning, supporting platform-level rather than supplier-wide classification. ([advantest.com](https://www.advantest.com/en/semiconductor-basics/automated-test-equipment/))

35. NI - What Is the Semiconductor Test System (STS)?

· Evidence informing base-year allocation inputs; displayed values and growth are calculated: STS is an integrated PXI-based ATE offering with broad RF, mixed-signal and MEMS positioning. This establishes the architecture and turnkey commercial model while requiring deductions for applications outside the captured SoC/memory boundary. ([ni.com](https://www.ni.com/en/shop/electronic-test-instrumentation/what-is-the-semiconductor-test-system.html))

· Evidence informing forecast-year allocation inputs; displayed values and growth are calculated: STS is an integrated PXI-based ATE offering with broad RF, mixed-signal and MEMS positioning. This establishes the architecture and turnkey commercial model while requiring deductions for applications outside the captured SoC/memory boundary. ([ni.com](https://www.ni.com/en/shop/electronic-test-instrumentation/what-is-the-semiconductor-test-system.html))

36. Marvin Test Solutions - PXIe Semiconductor Test System, TS-960e Series

· Evidence informing base-year allocation inputs; displayed values and growth are calculated: TS-960e is marketed as a complete integrated PXI Express semiconductor system for SoC applications, including proprietary application elements. It establishes commercial category participation, not the modeled smaller-system shipment count or price. ([marvintest.com](https://www.marvintest.com/Product/TS-960e-Series))

37. Emerson Electric Co. - Form 10-Q for the Quarter Ended June 30, 2026

· Evidence informing forecast-year allocation inputs; displayed values and growth are calculated: Nine-month Test & Measurement revenue of USD xx.xx versus USD xx.xx provides the broad growth calibration for the assumed 2026 eligible-equipment increase. Semiconductor and aerospace/defense both contributed, so the disclosure does not isolate open-standard SoC/memory sales. ([ir.emerson.com](https://ir.emerson.com/sec-filings/all-sec-filings/content/xx.xx-xx.xx-xx.xx/emr-xx.xx.htm))

38. PXI Systems Alliance - What Is PXI

· Evidence informing base-year allocation inputs; displayed values and growth are calculated: The association defines PXI as an open modular standard with a multi-vendor ecosystem and distinguishes its building blocks from completed application systems. This supports the governing-architecture boundary, not sales weights. ([pxisa.org](https://pxisa.org/what-is-pxi/))

· Evidence informing forecast-year allocation inputs; displayed values and growth are calculated: The association defines PXI as an open modular standard with a multi-vendor ecosystem and distinguishes its building blocks from completed application systems. This supports the governing-architecture boundary, not sales weights. ([pxisa.org](https://pxisa.org/what-is-pxi/))

39. Test Services - UTAC Group
    - Evidence informing base-year allocation inputs; displayed values and growth are calculated: Reports xx.xx+ test engineers alongside 2,000+ testers, anchoring the engineering-station proxy used in the base model and carried into the forecast; it does not disclose purpose sales shares. ([utacgroup.com](https://utacgroup.com/test-services/))
    - Evidence informing forecast-year allocation inputs; displayed values and growth are calculated: Reports xx.xx+ test engineers alongside 2,000+ testers, anchoring the engineering-station proxy used in the base model and carried into the forecast; it does not disclose purpose sales shares. ([utacgroup.com](https://utacgroup.com/test-services/))
    - Evidence informing base-year allocation inputs; displayed values and growth are calculated: The 2,000+ tester fleet provides an operator-stock benchmark that is converted to annual value only through the disclosed purchasing-frequency assumptions. ([utacgroup.com](https://utacgroup.com/test-services/))
    - Evidence informing forecast-year allocation inputs; displayed values and growth are calculated: The 2,000+ tester fleet provides an operator-stock benchmark that is converted to annual value only through the disclosed purchasing-frequency assumptions. ([utacgroup.com](https://utacgroup.com/test-services/))
    - Evidence informing base-year allocation inputs; displayed values and growth are calculated: Advertises engineering services and production testing within the same business, supporting commercial coexistence but not the assumed accepted joint-purpose percentage or future adoption. ([utacgroup.com](https://utacgroup.com/test-services/))
    - Evidence informing forecast-year allocation inputs; displayed values and growth are calculated: Advertises engineering services and production testing within the same business, supporting commercial coexistence but not the assumed accepted joint-purpose percentage or future adoption. ([utacgroup.com](https://utacgroup.com/test-services/))
40. Efforts to Provide Value Through Business - Advantest
    - Evidence informing base-year allocation inputs; displayed values and growth are calculated: States typical customer equipment use of xx.xx-xx.xx years, providing a longer-use sensitivity for the stock-to-purchasing-value bridge rather than a measured engineering share. ([advantest.com](https://www.advantest.com/en/about/sustainability/society/responding-product-liability/))
    - Evidence informing base-year allocation inputs; displayed values and growth are calculated: The xx.xx-xx.xx-year use period constrains replacement assumptions and is distinguished from the buyer accounting-life proxy used in the working model. ([advantest.com](https://www.advantest.com/en/about/sustainability/society/responding-product-liability/))
41. A New Approach for IC Test - Leveraging the Strength of the PXI Platform - NI
    - Evidence informing base-year allocation inputs; displayed values and growth are calculated: Describes scalable characterization and production configurations and the commercial constraints of traditional laboratory ATE, supporting a distinct engineering purchasing model. ([ni.com](https://www.ni.com/en/shop/electronic-test-instrumentation/what-is-the-semiconductor-test-system/a-new-approach-for-ic-test---leveraging-the-strength-of-the-pxi-.html))
    - Evidence informing forecast-year allocation inputs; displayed values and growth are calculated: Describes scalable characterization and production configurations and the commercial constraints of traditional laboratory ATE, supporting a distinct engineering purchasing model. ([ni.com](https://www.ni.com/en/shop/electronic-test-instrumentation/what-is-the-semiconductor-test-system/a-new-approach-for-ic-test---leveraging-the-strength-of-the-pxi-.html))
    - Evidence informing base-year allocation inputs; displayed values and growth are calculated: Shared hardware and software support a continuity scenario, but the record provides neither accepted joint-deployment revenue nor future penetration; both remain explicit assumptions. ([ni.com](https://www.ni.com/en/shop/electronic-test-instrumentation/what-is-the-semiconductor-test-system/a-new-approach-for-ic-test---leveraging-the-strength-of-the-pxi-.html))
    - Evidence informing forecast-year allocation inputs; displayed values and growth are calculated: Shared hardware and software support a continuity scenario, but the record provides neither accepted joint-deployment revenue nor future penetration; both remain explicit assumptions. ([ni.com](https://www.ni.com/en/shop/electronic-test-instrumentation/what-is-the-semiconductor-test-system/a-new-approach-for-ic-test---leveraging-the-strength-of-the-pxi-.html))

42. Teradyne - 2025 Annual Report to Shareholders

- Evidence informing base-year allocation inputs; displayed values and growth are calculated: The USD xx.xx Compute application weight anchors the scoped Computing allocation. ([investors.teradyne.com](https://investors.teradyne.com/sec-filings/all-sec-filings/content/xx.xx-xx.xx-xx.xx/xx.xx-xx.xx-xx.xx.pdf))
- Evidence informing base-year allocation inputs; displayed values and growth are calculated: The USD xx.xx Mobility weight and networking exposure support the modeled Communications bridge. ([investors.teradyne.com](https://investors.teradyne.com/sec-filings/all-sec-filings/content/xx.xx-xx.xx-xx.xx/xx.xx-xx.xx-xx.xx.pdf))
- Evidence informing base-year allocation inputs; displayed values and growth are calculated: Published application buckets constrain the budget, but the consumer carve-out is an explicit attribution assumption. ([investors.teradyne.com](https://investors.teradyne.com/sec-filings/all-sec-filings/content/xx.xx-xx.xx-xx.xx/xx.xx-xx.xx-xx.xx.pdf))
- Evidence informing base-year allocation inputs; displayed values and growth are calculated: USD xx.xx Auto-Industrial revenue supplies the pre-exclusion pool, not an observed Automotive subtotal. ([investors.teradyne.com](https://investors.teradyne.com/sec-filings/all-sec-filings/content/xx.xx-xx.xx-xx.xx/xx.xx-xx.xx-xx.xx.pdf))
- Evidence informing base-year allocation inputs; displayed values and growth are calculated: The shared Auto-Industrial pool constrains Industrial Electronics after scope and end-use adjustments. ([investors.teradyne.com](https://investors.teradyne.com/sec-filings/all-sec-filings/content/xx.xx-xx.xx-xx.xx/xx.xx-xx.xx-xx.xx.pdf))
- Evidence informing base-year allocation inputs; displayed values and growth are calculated: The application budget constrains the modeled specialized tail; separate Product Test defense revenue is excluded. ([investors.teradyne.com](https://investors.teradyne.com/sec-filings/all-sec-filings/content/xx.xx-xx.xx-xx.xx/xx.xx-xx.xx-xx.xx.pdf))

43. TSMC - 2025 Form 20-F

- Evidence informing base-year allocation inputs; displayed values and growth are calculated: 2025 HPC revenue of NT$xx.xx anchors the adjusted logic-demand proxy; networking is separated by assumption. ([investor.tsmc.com](https://investor.tsmc.com/sites/ir/sec-filings/2025_20F%20Report.pdf))
- Evidence informing base-year allocation inputs; displayed values and growth are calculated: Smartphone revenue of NT$xx.xx and networking within HPC constrain Communications, with an explicit equipment-intensity bridge. ([investor.tsmc.com](https://investor.tsmc.com/sites/ir/sec-filings/2025_20F%20Report.pdf))

44. Micron Technology - Form 10-K for the Year Ended August 28, 2025

- Evidence informing base-year allocation inputs; displayed values and growth are calculated: Cloud, data-center and client business revenues constrain Computing's memory-equipment proxy, not equipment receipts directly. ([s25.q4cdn.com](https://s25.q4cdn.com/xx.xx/files/doc_financials/2025/ar/2025-Form-xx.xx-K.pdf))
- Evidence informing base-year allocation inputs; displayed values and growth are calculated: Mobile/client and data-center revenues provide the economic pool for modeled mobile and networking attribution. ([s25.q4cdn.com](https://s25.q4cdn.com/xx.xx/files/doc_financials/2025/ar/2025-Form-xx.xx-K.pdf))
- Evidence informing base-year allocation inputs; displayed values and growth are calculated: USD xx.xx Automotive and Embedded revenue constrains the modeled consumer-memory tail. ([s25.q4cdn.com](https://s25.q4cdn.com/xx.xx/files/doc_financials/2025/ar/2025-Form-xx.xx-K.pdf))
- Evidence informing base-year allocation inputs; displayed values and growth are calculated: The embedded business supplies a bounded activity proxy requiring scope, realization and end-use adjustments. ([s25.q4cdn.com](https://s25.q4cdn.com/xx.xx/files/doc_financials/2025/ar/2025-Form-xx.xx-K.pdf))
- Evidence informing base-year allocation inputs; displayed values and growth are calculated: The embedded business constrains Industrial Electronics memory activity; its equipment conversion is assumed. ([s25.q4cdn.com](https://s25.q4cdn.com/xx.xx/files/doc_financials/2025/ar/2025-Form-xx.xx-K.pdf))
- Evidence informing base-year allocation inputs; displayed values and growth are calculated: The embedded pool bounds the specialized-memory tail; no separate defense revenue is reported. ([s25.q4cdn.com](https://s25.q4cdn.com/xx.xx/files/doc_financials/2025/ar/2025-Form-xx.xx-K.pdf))

45. Semiconductor Industry Association - 2025 Factbook

· Evidence informing base-year allocation inputs; displayed values and growth are calculated: 2024 PC/Computer semiconductor demand of xx.xx% enters only the scope-adjusted secondary-supplier proxy. ([semiconductors.org](https://www.semiconductors.org/wp-content/uploads/2025/xx.xx/2025-SIA-Factbook-FINAL-xx.xx.pdf))

· Evidence informing base-year allocation inputs; displayed values and growth are calculated: 2024 Communications demand of xx.xx% is adjusted for eligible equipment scope before use. ([semiconductors.org](https://www.semiconductors.org/wp-content/uploads/2025/xx.xx/2025-SIA-Factbook-FINAL-xx.xx.pdf))

· Evidence informing base-year allocation inputs; displayed values and growth are calculated: Consumer semiconductor demand of xx.xx% anchors the adjusted minor-application weights. ([semiconductors.org](https://www.semiconductors.org/wp-content/uploads/2025/xx.xx/2025-SIA-Factbook-FINAL-xx.xx.pdf))

· Evidence informing base-year allocation inputs; displayed values and growth are calculated: Automotive demand of xx.xx% is reduced for non-SoC exposure in the commercial proxy. ([semiconductors.org](https://www.semiconductors.org/wp-content/uploads/2025/xx.xx/2025-SIA-Factbook-FINAL-xx.xx.pdf))

· Evidence informing base-year allocation inputs; displayed values and growth are calculated: Industrial demand of xx.xx% anchors a scope-adjusted weight, not a tester-equipment share. ([semiconductors.org](https://www.semiconductors.org/wp-content/uploads/2025/xx.xx/2025-SIA-Factbook-FINAL-xx.xx.pdf))

· Evidence informing base-year allocation inputs; displayed values and growth are calculated: Government demand of xx.xx%, including military, constrains the specialized end-use proxy. ([semiconductors.org](https://www.semiconductors.org/wp-content/uploads/2025/xx.xx/2025-SIA-Factbook-FINAL-xx.xx.pdf))

46. WSTS - Semiconductor Market Insights, October 2024

· Evidence informing base-year allocation inputs; displayed values and growth are calculated: The detailed Consumer definition includes entertainment products, household white goods and personal wearables, supporting consistent end-use attribution. ([semiconductors.org](https://www.semiconductors.org/wp-content/uploads/2025/xx.xx/WSTS-Presentation-Subscription-Oct2024.pdf))

· Evidence informing forecast-year allocation inputs; displayed values and growth are calculated: The detailed Consumer definition includes entertainment products, household white goods and personal wearables, supporting consistent end-use attribution. ([semiconductors.org](https://www.semiconductors.org/wp-content/uploads/2025/xx.xx/WSTS-Presentation-Subscription-Oct2024.pdf))

· Evidence informing base-year allocation inputs; displayed values and growth are calculated: Industrial includes professional test, control and measuring equipment, distinguishing it from household consumer equipment. ([semiconductors.org](https://www.semiconductors.org/wp-content/uploads/2025/xx.xx/WSTS-Presentation-Subscription-Oct2024.pdf))

· Evidence informing forecast-year allocation inputs; displayed values and growth are calculated: Industrial includes professional test, control and measuring equipment, distinguishing it from household consumer equipment. ([semiconductors.org](https://www.semiconductors.org/wp-content/uploads/2025/xx.xx/WSTS-Presentation-Subscription-Oct2024.pdf))

· Evidence informing base-year allocation inputs; displayed values and growth are calculated: Government is defined as military and aerospace in the detailed end-use illustration, supporting the retained category mapping. ([semiconductors.org](https://www.semiconductors.org/wp-content/uploads/2025/xx.xx/WSTS-Presentation-Subscription-Oct2024.pdf))

· Evidence informing forecast-year allocation inputs; displayed values and growth are calculated: Government is defined as military and aerospace in the detailed end-use illustration, supporting the retained category mapping. ([semiconductors.org](https://www.semiconductors.org/wp-content/uploads/2025/xx.xx/WSTS-Presentation-Subscription-Oct2024.pdf))

47. NXP Semiconductors - Form 10-K for the Year Ended December 31, 2025

· Evidence informing base-year allocation inputs; displayed values and growth are calculated: 2025 Automotive revenue of USD xx.xx, down xx.xx%, qualifies assumptions of immediate equipment-demand acceleration. ([sec.gov](https://www.sec.gov/Archives/edgar/data/xx.xx/xx.xx/nxpi-xx.xx.htm))

· Evidence informing forecast-year allocation inputs; displayed values and growth are calculated: 2025 Automotive revenue of USD xx.xx, down xx.xx%, qualifies assumptions of immediate equipment-demand acceleration. ([sec.gov](https://www.sec.gov/Archives/edgar/data/xx.xx/xx.xx/nxpi-xx.xx.htm))

· Evidence informing base-year allocation inputs; displayed values and growth are calculated: Industrial & IoT revenue of USD xx.xx increased xx.xx%, constraining the near-term recovery assumption rather than measuring tester sales. ([sec.gov](https://www.sec.gov/Archives/edgar/data/xx.xx/xx.xx/nxpi-xx.xx.htm))

· Evidence informing forecast-year allocation inputs; displayed values and growth are calculated: Industrial & IoT revenue of USD xx.xx increased xx.xx%, constraining the near-term recovery assumption rather than measuring tester sales. ([sec.gov](https://www.sec.gov/Archives/edgar/data/xx.xx/xx.xx/nxpi-xx.xx.htm))

48. NXP Semiconductors - Product Longevity
    - Evidence informing forecast-year allocation inputs; displayed values and growth are calculated: Participating products have minimum xx.xx- or xx.xx-year longevity periods; these do not establish tester replacement or support periods.
    ([nxp.com](https://www.nxp.com/products/nxp-product-information/nxp-product-programs/product-longevity%3APRDCT_LONGEVITY_HM))
    - Evidence informing forecast-year allocation inputs; displayed values and growth are calculated: The disclosed longevity condition supports retaining lifecycle uncertainty rather than inferring automatic recurring equipment purchases.
    ([nxp.com](https://www.nxp.com/products/nxp-product-information/nxp-product-programs/product-longevity%3APRDCT_LONGEVITY_HM))
49. DLA ASSIST-QuickSearch - MIL-PRF-38535 Document Details
    - Evidence informing base-year allocation inputs; displayed values and growth are calculated: The official record concerns covered microcircuits and manufacturer qualification, not tester-brand approval or equipment awards; no qualification-derived revenue premium is assumed.
    ([quicksearch.dla.mil](https://quicksearch.dla.mil/qsDocDetails.aspx?ident_number=xx.xx))
    - Evidence informing forecast-year allocation inputs; displayed values and growth are calculated: The official record concerns covered microcircuits and manufacturer qualification, not tester-brand approval or equipment awards; no qualification-derived revenue premium is assumed.
    ([quicksearch.dla.mil](https://quicksearch.dla.mil/qsDocDetails.aspx?ident_number=xx.xx))
50. ASE Technology Holding - Fourth Quarter and Full Year 2025 Financial Results, Form 6-K, February 5, 2026
    - Evidence informing base-year allocation inputs; displayed values and growth are calculated: ASE reports USD xx.xx of 2025 testing-equipment capital expenditure, a monetary purchasing anchor before complete-tester scope deductions.
    - Evidence informing forecast-year allocation inputs; displayed values and growth are calculated: ASE reports USD xx.xx of 2025 testing-equipment capital expenditure, a monetary purchasing anchor before complete-tester scope deductions.
51. ChipMOS - FY2025 and Fourth Quarter 2025 Investor Presentation
    - Evidence informing base-year allocation inputs; displayed values and growth are calculated: The presentation reports TWD xx.xx of 2025 capital expenditure and a xx.xx% testing allocation; currency and complete-tester attribution are modeled bridges.
    - Evidence informing forecast-year allocation inputs; displayed values and growth are calculated: The presentation reports TWD xx.xx of 2025 capital expenditure and a xx.xx% testing allocation; currency and complete-tester attribution are modeled bridges.
52. Alchip - Advanced Testing Services
    - Evidence informing base-year allocation inputs; displayed values and growth are calculated: Alchip identifies an owned V93K hosted at a test house. This supports category and ownership attribution, not annual purchase quantities, prices or the forecast.
    - Evidence informing forecast-year allocation inputs; displayed values and growth are calculated: Alchip identifies an owned V93K hosted at a test house. This supports category and ownership attribution, not annual purchase quantities, prices or the forecast.
53. University of Utah Nanofab - Verigy Tester
    - Evidence informing base-year allocation inputs; displayed values and growth are calculated: The university lists a V93000 SoC platform and access arrangement. This establishes an institutional equipment category, not a 2025 purchase or future procurement.
    - Evidence informing forecast-year allocation inputs; displayed values and growth are calculated: The university lists a V93000 SoC platform and access arrangement. This establishes an institutional equipment category, not a 2025 purchase or future procurement.

54. TEAM A.T.E. - Services

- Evidence informing base-year allocation inputs; displayed values and growth are calculated: The company describes pre-owned purchases and sales across SoC and memory ATE, supporting inclusion of eligible secondary-market purchases. Its undated offering page supplies category evidence, not 2025 transaction value. ([team-ate.com](https://www.team-ate.com/services))
- Evidence informing forecast-year allocation inputs; displayed values and growth are calculated: The company describes pre-owned purchases and sales across SoC and memory ATE, supporting inclusion of eligible secondary-market purchases. Its undated offering page supplies category evidence, not 2025 transaction value. ([team-ate.com](https://www.team-ate.com/services))
- Evidence informing base-year allocation inputs; displayed values and growth are calculated: System rentals, rent-to-own arrangements and leases establish a third-party equipment-access route. The stated field-service limitation qualifies universal availability; neither the offering nor its category list supplies numerical leasing weights. ([team-ate.com](https://www.team-ate.com/services))
- Evidence informing forecast-year allocation inputs; displayed values and growth are calculated: System rentals, rent-to-own arrangements and leases establish a third-party equipment-access route. The stated field-service limitation qualifies universal availability; neither the offering nor its category list supplies numerical leasing weights. ([team-ate.com](https://www.team-ate.com/services))
- Evidence informing base-year allocation inputs; displayed values and growth are calculated: The company distinguishes its representation activities from inventory-based equipment transactions, supporting role-specific classification rather than assigning every represented OEM transaction to resale. ([team-ate.com](https://www.team-ate.com/services))
- Evidence informing forecast-year allocation inputs; displayed values and growth are calculated: The company distinguishes its representation activities from inventory-based equipment transactions, supporting role-specific classification rather than assigning every represented OEM transaction to resale. ([team-ate.com](https://www.team-ate.com/services))
- Evidence informing base-year allocation inputs; displayed values and growth are calculated: Purchasing surplus equipment for inventory, SoC/memory equipment offerings and rental/lease arrangements establish merchant commercial routes. The absence of a worldwide field-service organization qualifies support assumptions but supplies no revenue weight. ([team-ate.com](https://www.team-ate.com/services))
- Evidence informing forecast-year allocation inputs; displayed values and growth are calculated: Purchasing surplus equipment for inventory, SoC/memory equipment offerings and rental/lease arrangements establish merchant commercial routes. The absence of a worldwide field-service organization qualifies support assumptions but supplies no revenue weight. ([team-ate.com](https://www.team-ate.com/services))

55. Advantest Pre-Owned Solutions - Business

- Evidence informing base-year allocation inputs; displayed values and growth are calculated: The OEM's pre-owned business includes equipment resale, license switching, installation and maintenance support. This supports the purchase boundary beyond new equipment, without establishing resale revenue or a future share. ([advantest.com](https://www.advantest.com/en/customer-services/apo/business/))
- Evidence informing forecast-year allocation inputs; displayed values and growth are calculated: The OEM's pre-owned business includes equipment resale, license switching, installation and maintenance support. This supports the purchase boundary beyond new equipment, without establishing resale revenue or a future share. ([advantest.com](https://www.advantest.com/en/customer-services/apo/business/))
- Evidence informing base-year allocation inputs; displayed values and growth are calculated: OEM-managed pre-owned transactions include license switching, installation and maintenance, supporting direct classification when the consolidated manufacturer is the seller regardless of equipment age. ([advantest.com](https://www.advantest.com/en/customer-services/apo/business/))
- Evidence informing forecast-year allocation inputs; displayed values and growth are calculated: OEM-managed pre-owned transactions include license switching, installation and maintenance, supporting direct classification when the consolidated manufacturer is the seller regardless of equipment age. ([advantest.com](https://www.advantest.com/en/customer-services/apo/business/))
- Evidence informing base-year allocation inputs; displayed values and growth are calculated: The OEM-managed resale alternative qualifies an assumption that all pre-owned equipment passes through independent resellers and provides a commercial counterforce to merchant growth, without measuring its magnitude. ([advantest.com](https://www.advantest.com/en/customer-services/apo/business/))
- Evidence informing forecast-year allocation inputs; displayed values and growth are calculated: The OEM-managed resale alternative qualifies an assumption that all pre-owned equipment passes through independent resellers and provides a commercial counterforce to merchant growth, without measuring its magnitude. ([advantest.com](https://www.advantest.com/en/customer-services/apo/business/))

56. IFRS Foundation - IFRIC Update March 2023: Definition of a Lease-Substitution Rights

- Evidence informing base-year allocation inputs; displayed values and growth are calculated: The identified-asset, control and substantive-substitution criteria support distinguishing equipment leasing from outsourced testing services. This is a classification premise for both anchors, not evidence of market prevalence. ([ifrs.org](https://www.ifrs.org/news-and-events/updates/ifric/2023/ifric-update-march-2023/))
- Evidence informing forecast-year allocation inputs; displayed values and growth are calculated: The identified-asset, control and substantive-substitution criteria support distinguishing equipment leasing from outsourced testing services. This is a classification premise for both anchors, not evidence of market prevalence. ([ifrs.org](https://www.ifrs.org/news-and-events/updates/ifric/2023/ifric-update-march-2023/))

57. Spirox Corporation - 2025 Annual Report
    - Evidence informing base-year allocation inputs; displayed values and growth are calculated: Consolidated revenue decreased from NTD xx.xx in 2024 to NTD xx.xx in 2025, providing a mixed-product intermediary countercheck to uniform channel growth rather than a global allocation weight. ([file.spirox.com.tw](https://file.spirox.com.tw/Annual%20Reports/2025/xx.xx%E5%B9%B4%E5%BA%A6%E5%B9%B4%E5%A0%B1%xx.xx%E8%8B%B1%E6%xx.xx%xx.xx%xx.xx.pdf))
    - Evidence informing forecast-year allocation inputs; displayed values and growth are calculated: Consolidated revenue decreased from NTD xx.xx in 2024 to NTD xx.xx in 2025, providing a mixed-product intermediary countercheck to uniform channel growth rather than a global allocation weight. ([file.spirox.com.tw](https://file.spirox.com.tw/Annual%20Reports/2025/xx.xx%E5%B9%B4%E5%BA%A6%E5%B9%B4%E5%A0%B1%xx.xx%E8%8B%B1%E6%xx.xx%xx.xx%xx.xx.pdf))
    - Evidence informing base-year allocation inputs; displayed values and growth are calculated: Semiconductor-equipment revenue was NTD xx.xx in 2025, separately from service and maintenance. Agency/distribution, own products and adjacent equipment prevent attributing the full amount to merchant SoC/memory tester sales. ([file.spirox.com.tw](https://file.spirox.com.tw/Annual%20Reports/2025/xx.xx%E5%B9%B4%E5%BA%A6%E5%B9%B4%E5%A0%B1%xx.xx%E8%8B%B1%E6%xx.xx%xx.xx%xx.xx.pdf))
    - Evidence informing forecast-year allocation inputs; displayed values and growth are calculated: Semiconductor-equipment revenue was NTD xx.xx in 2025, separately from service and maintenance. Agency/distribution, own products and adjacent equipment prevent attributing the full amount to merchant SoC/memory tester sales. ([file.spirox.com.tw](https://file.spirox.com.tw/Annual%20Reports/2025/xx.xx%E5%B9%B4%E5%BA%A6%E5%B9%B4%E5%A0%B1%xx.xx%E8%8B%B1%E6%xx.xx%xx.xx%xx.xx.pdf))
58. KYEC (2449) - Q4 2025 Investor Update
    - Evidence informing base-year allocation inputs; displayed values and growth are calculated: KYEC reports 2025 wafer-probe revenue at xx.xx%; this is a buyer-activity input requiring the disclosed equipment-value and coverage corrections, not a directly observed tester share.
    - Evidence informing forecast-year allocation inputs; displayed values and growth are calculated: KYEC reports 2025 wafer-probe revenue at xx.xx%; this is a buyer-activity input requiring the disclosed equipment-value and coverage corrections, not a directly observed tester share.
    - Evidence informing base-year allocation inputs; displayed values and growth are calculated: Reported final-test revenue of xx.xx% supplies the conventional package-test proxy before the assumed exclusion of adjacent activity.
    - Evidence informing forecast-year allocation inputs; displayed values and growth are calculated: Reported final-test revenue of xx.xx% supplies the conventional package-test proxy before the assumed exclusion of adjacent activity.
    - Evidence informing base-year allocation inputs; displayed values and growth are calculated: The company's xx.xx% data-processing application mix anchors the modeled addressable advanced-SoC purchasing cohort; it does not measure bare-die equipment sales.
    - Evidence informing forecast-year allocation inputs; displayed values and growth are calculated: The company's xx.xx% data-processing application mix anchors the modeled addressable advanced-SoC purchasing cohort; it does not measure bare-die equipment sales.
    - Evidence informing base-year allocation inputs; displayed values and growth are calculated: The same application-mix input constrains the intermediate-assembly cohort; reported capital expenditure is a broad spending cross-check, not insertion-specific equipment revenue.
    - Evidence informing forecast-year allocation inputs; displayed values and growth are calculated: The same application-mix input constrains the intermediate-assembly cohort; reported capital expenditure is a broad spending cross-check, not insertion-specific equipment revenue.

59. Advantest to Showcase Latest Test Solutions at SEMICON Southeast Asia 2025, May 20-22
    - Evidence informing base-year allocation inputs; displayed values and growth are calculated: The May xx.xx 2025 announcement identifies a die-level handler linked with a tester for singulated dies, establishing a base-year commercial offering but not its delivered equipment receipts.
    - Evidence informing forecast-year allocation inputs; displayed values and growth are calculated: The May xx.xx 2025 announcement identifies a die-level handler linked with a tester for singulated dies, establishing a base-year commercial offering but not its delivered equipment receipts.
    - Evidence informing base-year allocation inputs; displayed values and growth are calculated: The same dated offering includes partially assembled dies. Only attributable tester receipts, not the handler value, enter the allocation model.
    - Evidence informing forecast-year allocation inputs; displayed values and growth are calculated: The same dated offering includes partially assembled dies. Only attributable tester receipts, not the handler value, enter the allocation model.
60. Teradyne - Second-Quarter 2025 Earnings Call Prepared Remarks, July 30, 2025
    - Evidence informing base-year allocation inputs; displayed values and growth are calculated: July xx.xx 2025 prepared remarks report an HBM4 post-stack win and state that the new insertion was not pervasive, qualifying the assumed intermediate-assembly uptake.
    - Evidence informing forecast-year allocation inputs; displayed values and growth are calculated: July xx.xx 2025 prepared remarks report an HBM4 post-stack win and state that the new insertion was not pervasive, qualifying the assumed intermediate-assembly uptake.
    - Evidence informing base-year allocation inputs; displayed values and growth are calculated: The remarks distinguish new system purchases from upgrades of existing capacity. This supports retaining reuse and incremental-receipt adjustments rather than equating every new deployment opportunity with a full new tester.
    - Evidence informing forecast-year allocation inputs; displayed values and growth are calculated: The remarks distinguish new system purchases from upgrades of existing capacity. This supports retaining reuse and incremental-receipt adjustments rather than equating every new deployment opportunity with a full new tester.
61. Teradyne Introduces Integrated Test Solution for AI and Data Center Devices in Collaboration with Tokyo Electron
    - Evidence informing forecast-year allocation inputs; displayed values and growth are calculated: The June xx.xx 2026 coordinated singulated-device offering supports commercial availability relevant to the forecast; it does not establish 2025 sales or the modeled 2032 penetration.
    - Evidence informing forecast-year allocation inputs; displayed values and growth are calculated: The offering references multiple advanced-packaging points, but this is not evidence that an individual delivery has accepted multi-insertion coverage.
62. Amkor Technology - IC Semiconductor Test Services
    - Evidence informing base-year allocation inputs; displayed values and growth are calculated: The company's service description separates wafer probe, testing between assembly steps and final testing, supporting the insertion mapping rather than a sales weight or complete-tester purchase requirement.
    - Evidence informing forecast-year allocation inputs; displayed values and growth are calculated: The company's service description separates wafer probe, testing between assembly steps and final testing, supporting the insertion mapping rather than a sales weight or complete-tester purchase requirement.

15.6. Africa

Table 180. Africa SoC & Memory Semiconductor Tester Market, by Country growth contribution, 2025-2032

Category	2025 value (USD Million)	2032 value (USD Million)	Added value (USD Million)	2025 share (%)	2032 share (%)	Change (pp)	Growth share (%)	CAGR (%)
Egypt	xx.xx	xx.xx	xx.xx	xx.xx	xx.xx	xx.xx	xx.xx	xx.xx
Kenya	xx.xx	xx.xx	xx.xx	xx.xx	xx.xx	xx.xx	xx.xx	xx.xx
Nigeria	xx.xx	xx.xx	xx.xx	xx.xx	xx.xx	xx.xx	xx.xx	xx.xx
South Africa	xx.xx	xx.xx	xx.xx	xx.xx	xx.xx	xx.xx	xx.xx	xx.xx
Unallocated / remaining scope	xx.xx	xx.xx	xx.xx	xx.xx	xx.xx	xx.xx	xx.xx	xx.xx
Scope total	**xx.xx**	**xx.xx**	**xx.xx**	**xx.xx**	**xx.xx**	**xx.xx**	**xx.xx**	**xx.xx**

Table 181. Africa SoC & Memory Semiconductor Tester Market Size, by Region, 2017-2040 (USD Million)

Region	2017	2024	2025	2026	2027	2032	2040	CAGR (%)
Egypt	xx.xx	xx.xx	xx.xx	xx.xx	xx.xx	xx.xx	xx.xx	xx.xx
Kenya	xx.xx	xx.xx	xx.xx	xx.xx	xx.xx	xx.xx	xx.xx	xx.xx
Nigeria	xx.xx	xx.xx	xx.xx	xx.xx	xx.xx	xx.xx	xx.xx	xx.xx
South Africa	xx.xx	xx.xx	xx.xx	xx.xx	xx.xx	xx.xx	xx.xx	xx.xx
Others	xx.xx	xx.xx	xx.xx	xx.xx	xx.xx	xx.xx	xx.xx	xx.xx
Total	**xx.xx**	**xx.xx**	**xx.xx**	**xx.xx**	**xx.xx**	**xx.xx**	**xx.xx**	**xx.xx**

Table 182. Africa SoC & Memory Semiconductor Tester Market Size, by Tester Type, 2017-2040 (USD Million)

Tester Type	2017	2024	2025	2026	2027	2032	2040	CAGR (%)
Combined SoC & Memory Testers	xx.xx	xx.xx	xx.xx	xx.xx	xx.xx	xx.xx	xx.xx	xx.xx
Memory Testers	xx.xx	xx.xx	xx.xx	xx.xx	xx.xx	xx.xx	xx.xx	xx.xx
SoC Testers	xx.xx	xx.xx	xx.xx	xx.xx	xx.xx	xx.xx	xx.xx	xx.xx
Total	**xx.xx**	**xx.xx**	**xx.xx**	**xx.xx**	**xx.xx**	**xx.xx**	**xx.xx**	**xx.xx**

Table 183. Africa SoC & Memory Semiconductor Tester Market Size, by Memory Testers, 2017-2040 (USD Million)

Memory Testers	2017	2024	2025	2026	2027	2032	2040	CAGR (%)
DRAM Testers	xx.xx	xx.xx	xx.xx	xx.xx	xx.xx	xx.xx	xx.xx	xx.xx
Multi-Family Memory Testers	xx.xx	xx.xx	xx.xx	xx.xx	xx.xx	xx.xx	xx.xx	xx.xx
Nonvolatile Memory Testers	xx.xx	xx.xx	xx.xx	xx.xx	xx.xx	xx.xx	xx.xx	xx.xx
SRAM Testers	xx.xx	xx.xx	xx.xx	xx.xx	xx.xx	xx.xx	xx.xx	xx.xx
Total	**xx.xx**	**xx.xx**	**xx.xx**	**xx.xx**	**xx.xx**	**xx.xx**	**xx.xx**	**xx.xx**

Table 184. Africa SoC & Memory Semiconductor Tester Market Size, by Platform Architecture, 2017-2040 (USD Million)

Platform Architecture	2017	2024	2025	2026	2027	2032	2040	CAGR (%)
Open-Standard ATE Platforms	xx.xx	xx.xx	xx.xx	xx.xx	xx.xx	xx.xx	xx.xx	xx.xx
Proprietary ATE Platforms	xx.xx	xx.xx	xx.xx	xx.xx	xx.xx	xx.xx	xx.xx	xx.xx
Total	**xx.xx**	**xx.xx**	**xx.xx**	**xx.xx**	**xx.xx**	**xx.xx**	**xx.xx**	**xx.xx**

Table 185. Africa SoC & Memory Semiconductor Tester Market Size, by Test Purpose, 2017-2040 (USD Million)

Test Purpose	2017	2024	2025	2026	2027	2032	2040	CAGR (%)
Combined Engineering and Production Testing	xx.xx	xx.xx	xx.xx	xx.xx	xx.xx	xx.xx	xx.xx	xx.xx
Engineering Evaluation and Characterization	xx.xx	xx.xx	xx.xx	xx.xx	xx.xx	xx.xx	xx.xx	xx.xx
Production Testing	xx.xx	xx.xx	xx.xx	xx.xx	xx.xx	xx.xx	xx.xx	xx.xx
Total	**xx.xx**	**xx.xx**	**xx.xx**	**xx.xx**	**xx.xx**	**xx.xx**	**xx.xx**	**xx.xx**

Table 186. Africa SoC & Memory Semiconductor Tester Market Size, by Semiconductor End Market, 2017-2040 (USD Million)

Semiconductor End Market	2017	2024	2025	2026	2027	2032	2040	CAGR (%)
Aerospace and Defense	xx.xx	xx.xx	xx.xx	xx.xx	xx.xx	xx.xx	xx.xx	xx.xx
Automotive	xx.xx	xx.xx	xx.xx	xx.xx	xx.xx	xx.xx	xx.xx	xx.xx
Communications	xx.xx	xx.xx	xx.xx	xx.xx	xx.xx	xx.xx	xx.xx	xx.xx
Computing	xx.xx	xx.xx	xx.xx	xx.xx	xx.xx	xx.xx	xx.xx	xx.xx
Consumer Electronics	xx.xx	xx.xx	xx.xx	xx.xx	xx.xx	xx.xx	xx.xx	xx.xx
Industrial Electronics	xx.xx	xx.xx	xx.xx	xx.xx	xx.xx	xx.xx	xx.xx	xx.xx
Total	**xx.xx**	**xx.xx**	**xx.xx**	**xx.xx**	**xx.xx**	**xx.xx**	**xx.xx**	**xx.xx**

Table 187. Africa SoC & Memory Semiconductor Tester Market Size, by Buyer Type, 2017-2040 (USD Million)

Buyer Type	2017	2024	2025	2026	2027	2032	2040	CAGR (%)
Fabless Semiconductor Companies	xx.xx	xx.xx	xx.xx	xx.xx	xx.xx	xx.xx	xx.xx	xx.xx
Integrated Device Manufacturers	xx.xx	xx.xx	xx.xx	xx.xx	xx.xx	xx.xx	xx.xx	xx.xx
Outsourced Assembly and Test Providers	xx.xx	xx.xx	xx.xx	xx.xx	xx.xx	xx.xx	xx.xx	xx.xx
Research and Academic Institutions	xx.xx	xx.xx	xx.xx	xx.xx	xx.xx	xx.xx	xx.xx	xx.xx
Semiconductor Design and IP Service Providers	xx.xx	xx.xx	xx.xx	xx.xx	xx.xx	xx.xx	xx.xx	xx.xx
Semiconductor Foundries	xx.xx	xx.xx	xx.xx	xx.xx	xx.xx	xx.xx	xx.xx	xx.xx
System Companies	xx.xx	xx.xx	xx.xx	xx.xx	xx.xx	xx.xx	xx.xx	xx.xx
Total	**xx.xx**	**xx.xx**	**xx.xx**	**xx.xx**	**xx.xx**	**xx.xx**	**xx.xx**	**xx.xx**

Table 188. Africa SoC & Memory Semiconductor Tester Market Size, by Acquisition Model, 2017-2040 (USD Million)

Acquisition Model	2017	2024	2025	2026	2027	2032	2040	CAGR (%)
Equipment Leasing	xx.xx	xx.xx	xx.xx	xx.xx	xx.xx	xx.xx	xx.xx	xx.xx
Equipment Purchase	xx.xx	xx.xx	xx.xx	xx.xx	xx.xx	xx.xx	xx.xx	xx.xx
Total	**xx.xx**	**xx.xx**	**xx.xx**	**xx.xx**	**xx.xx**	**xx.xx**	**xx.xx**	**xx.xx**

Table 189. Africa SoC & Memory Semiconductor Tester Market Size, by Sales Channel, 2017-2040 (USD Million)

Sales Channel	2017	2024	2025	2026	2027	2032	2040	CAGR (%)
Direct Sales	xx.xx	xx.xx	xx.xx	xx.xx	xx.xx	xx.xx	xx.xx	xx.xx
Distributor and Reseller Sales	xx.xx	xx.xx	xx.xx	xx.xx	xx.xx	xx.xx	xx.xx	xx.xx
Total	**xx.xx**	**xx.xx**	**xx.xx**	**xx.xx**	**xx.xx**	**xx.xx**	**xx.xx**	**xx.xx**

Table 190. Africa SoC & Memory Semiconductor Tester Market Size, by Test Insertion, 2017-2040 (USD Million)

Test Insertion	2017	2024	2025	2026	2027	2032	2040	CAGR (%)
In-Process Assembly Test	xx.xx	xx.xx	xx.xx	xx.xx	xx.xx	xx.xx	xx.xx	xx.xx
Multi-Insertion Test	xx.xx	xx.xx	xx.xx	xx.xx	xx.xx	xx.xx	xx.xx	xx.xx
Packaged-Device Test	xx.xx	xx.xx	xx.xx	xx.xx	xx.xx	xx.xx	xx.xx	xx.xx
Singulated-Die Test	xx.xx	xx.xx	xx.xx	xx.xx	xx.xx	xx.xx	xx.xx	xx.xx
Wafer-Level Test	xx.xx	xx.xx	xx.xx	xx.xx	xx.xx	xx.xx	xx.xx	xx.xx
Total	**xx.xx**	**xx.xx**	**xx.xx**	**xx.xx**	**xx.xx**	**xx.xx**	**xx.xx**	**xx.xx**

Sources & Evidence

1. Advantest - FY2024 Consolidated Financial Results Presentation, April 25, 2025

   • Evidence informing the 2023 market-value input; displayed series and growth include calculations: Quarterly product-revenue disclosures support calendar-2023 totals of JPY xx.xx for SoC testers and JPY xx.xx for memory testers, before modeled scope adjustments. ([advantest.com](https://www.advantest.com/document/en/investors/ir-library/result/JE_BIZ_250425_slide.pdf))

   • Evidence informing the 2024 market-value input; displayed series and growth include calculations: Quarterly product-revenue disclosures support calendar-2024 totals of JPY xx.xx for SoC testers and JPY xx.xx for memory testers; handling, services and system-level testing are disclosed separately. ([advantest.com](https://www.advantest.com/document/en/investors/ir-library/result/JE_BIZ_250425_slide.pdf))

2. Advantest - FY2025 Third Quarter Financial Results Presentation, January 28, 2026

- Evidence informing the 2025 market-value input; displayed series and growth include calculations: The disclosed January-March 2025 quarter and April-December 2025 quarters produce calendar-2025 SoC tester revenue of JPY xx.xx and memory tester revenue of JPY xx.xx. These are supplier revenues, not a published global market total. ([advantest.com](https://www.advantest.com/document/en/investors/ir-library/result/JE_BIZ_260128_slide.pdf))
- Evidence informing base-year allocation inputs; displayed values and growth are calculated: Quarterly product disclosures reconstruct calendar-2025 SoC revenue of JPY xx.xx, before the inherited eligible-SoC scope deduction.
- Evidence informing base-year allocation inputs; displayed values and growth are calculated: Quarterly memory revenue totals JPY xx.xx for calendar 2025, anchoring the memory equipment pool rather than a published global share.
- Evidence informing base-year allocation inputs; displayed values and growth are calculated: January-March memory revenue of JPY xx.xx supports the fiscal-to-calendar application-mix bridge.
- Evidence informing base-year allocation inputs; displayed values and growth are calculated: Quarterly SoC revenues of JPY xx.xx, xx.xx, xx.xx and xx.xx reconstruct calendar-2025 revenue of JPY xx.xx, the supplier revenue ceiling used for modeled eligible OPENSTAR attribution. ([advantest.com](https://www.advantest.com/document/en/investors/ir-library/result/JE_BIZ_260128_slide.pdf))
- Evidence informing base-year allocation inputs; displayed values and growth are calculated: Reported quarters support the calendar-2025 SoC revenue bridge used to estimate Computing's equipment weight. ([advantest.com](https://www.advantest.com/document/en/investors/ir-library/result/JE_BIZ_260128_slide.pdf))
- Evidence informing base-year allocation inputs; displayed values and growth are calculated: The same quarterly equipment revenues constrain the combined Computing/Communications budget before modeled separation. ([advantest.com](https://www.advantest.com/document/en/investors/ir-library/result/JE_BIZ_260128_slide.pdf))
- Evidence informing base-year allocation inputs; displayed values and growth are calculated: The quarterly product table independently reproduces calendar-2025 SoC revenue of JPY xx.xx and memory revenue of JPY xx.xx. These constrain the inherited equipment-revenue scale but do not disclose an acquisition-model split. ([advantest.com](https://www.advantest.com/document/en/investors/ir-library/result/JE_BIZ_260128_slide.pdf))
- Evidence informing base-year allocation inputs; displayed values and growth are calculated: Quarterly product disclosures reconstruct calendar-2025 SoC revenue of JPY xx.xx and memory revenue of JPY xx.xx, supporting the retained scoped manufacturer budget rather than an observed channel share. ([advantest.com](https://www.advantest.com/document/en/investors/ir-library/result/JE_BIZ_260128_slide.pdf))
- Evidence informing base-year allocation inputs; displayed values and growth are calculated: The manufacturer equipment budget provides the economic scale against which inherited intermediary penetration is allocated; the presentation does not quantify reseller receipts. ([advantest.com](https://www.advantest.com/document/en/investors/ir-library/result/JE_BIZ_260128_slide.pdf))
- Evidence informing base-year allocation inputs; displayed values and growth are calculated: Quarterly memory-system receipts reconstruct calendar-2025 revenue of JPY xx.xx, an input to the shared diversified-memory equipment budget.
- Evidence informing forecast-year allocation inputs; displayed values and growth are calculated: Quarterly memory-system receipts reconstruct calendar-2025 revenue of JPY xx.xx, an input to the shared diversified-memory equipment budget.
- Evidence informing base-year allocation inputs; displayed values and growth are calculated: The observed memory receipts constrain the parent purchasing budget from which the modeled intermediate-assembly portion is attributed; no insertion split is disclosed.
- Evidence informing forecast-year allocation inputs; displayed values and growth are calculated: The observed memory receipts constrain the parent purchasing budget from which the modeled intermediate-assembly portion is attributed; no insertion split is disclosed.
- Evidence informing base-year allocation inputs; displayed values and growth are calculated: Product-line receipts support the common equipment-budget bridge carried into the package-test allocation and its forecast starting weights.
- Evidence informing forecast-year allocation inputs; displayed values and growth are calculated: Product-line receipts support the common equipment-budget bridge carried into the package-test allocation and its forecast starting weights.

3. Advantest - FY2026 First Quarter Financial Results Presentation, July 29, 2026

· Evidence informing the 2026 market-value input; displayed series and growth include calculations: The presentation reports January-March 2026 SoC/memory revenues of JPY xx.xx/xx.xx and April-June revenues of JPY xx.xx/xx.xx. July guidance forecasts fiscal-2026 SoC/memory revenues of JPY xx.xx/xx.xx and supplies the fiscal-to-calendar bridge. Guidance is not realized revenue. ([advantest.com](https://www.advantest.com/document/en/investors/ir-library/result/JE_BIZ_260729_slide.pdf))

· Evidence informing the 2040 market-value input; displayed series and growth include calculations: Current equipment revenue and company-specific capacity plans constrain the forecast starting point, not the assumed long-run growth rate or the 2040 result. ([advantest.com](https://www.advantest.com/document/en/investors/ir-library/result/JE_BIZ_260729_slide.pdf))

· Evidence informing forecast-year allocation inputs; displayed values and growth are calculated: Actual quarterly SoC revenue and FY2026 product guidance constrain the inherited 2026 supplier bridge used to forecast relative category weights.

· Evidence informing forecast-year allocation inputs; displayed values and growth are calculated: January-March and April-June memory revenue of JPY xx.xx/xx.xx and FY2026 guidance of JPY xx.xx constrain the calendar bridge.

· Evidence informing base-year allocation inputs; displayed values and growth are calculated: Rounded fiscal DRAM mixes are xx.xx% for FY2024 and xx.xx% for FY2025; FY2026 guidance is xx.xx%. Calendar conversion and co-primary deductions are modeled.

· Evidence informing forecast-year allocation inputs; displayed values and growth are calculated: Rounded fiscal DRAM mixes are xx.xx% for FY2024 and xx.xx% for FY2025; FY2026 guidance is xx.xx%. Calendar conversion and co-primary deductions are modeled.

· Evidence informing base-year allocation inputs; displayed values and growth are calculated: Corresponding nonvolatile mixes are xx.xx%, xx.xx% and guided xx.xx%, qualifying an exclusively DRAM-led outlook without verifying future global shares.

· Evidence informing forecast-year allocation inputs; displayed values and growth are calculated: Corresponding nonvolatile mixes are xx.xx%, xx.xx% and guided xx.xx%, qualifying an exclusively DRAM-led outlook without verifying future global shares.

· Evidence informing base-year allocation inputs; displayed values and growth are calculated: Own SoC sales mix is approximately xx.xx% Computing/Communications in FY24 and xx.xx% in FY25; 2026 demand commentary constrains forecast direction, not the final share. ([advantest.com](https://www.advantest.com/document/en/investors/ir-library/result/JE_BIZ_260729_slide.pdf))

· Evidence informing forecast-year allocation inputs; displayed values and growth are calculated: Own SoC sales mix is approximately xx.xx% Computing/Communications in FY24 and xx.xx% in FY25; 2026 demand commentary constrains forecast direction, not the final share. ([advantest.com](https://www.advantest.com/document/en/investors/ir-library/result/JE_BIZ_260729_slide.pdf))

· Evidence informing base-year allocation inputs; displayed values and growth are calculated: Reported combined application proportions constrain the common budget; the separate Communications allocation and future mix remain modeled. ([advantest.com](https://www.advantest.com/document/en/investors/ir-library/result/JE_BIZ_260729_slide.pdf))

· Evidence informing forecast-year allocation inputs; displayed values and growth are calculated: Reported combined application proportions constrain the common budget; the separate Communications allocation and future mix remain modeled. ([advantest.com](https://www.advantest.com/document/en/investors/ir-library/result/JE_BIZ_260729_slide.pdf))

4. Teradyne, Inc. - Form 10-K for the Year Ended December 31, 2025
   - Evidence informing the 2023 market-value input; displayed series and growth include calculations: The revenue-disaggregation table reports 2023 point-in-time SoC revenue of USD xx.xx and memory revenue of USD xx.xx. Replacement parts require a further modeled deduction. ([investors.teradyne.com](https://investors.teradyne.com/sec-filings/all-sec-filings/content/xx.xx-xx.xx-xx.xx/xx.xx-xx.xx-xx.xx.pdf))
   - Evidence informing the 2024 market-value input; displayed series and growth include calculations: The filing reports 2024 point-in-time SoC revenue of USD xx.xx and memory revenue of USD xx.xx separately from over-time revenue and IST. ([investors.teradyne.com](https://investors.teradyne.com/sec-filings/all-sec-filings/content/xx.xx-xx.xx-xx.xx/xx.xx-xx.xx-xx.xx.pdf))
   - Evidence informing the 2025 market-value input; displayed series and growth include calculations: The filing reports 2025 point-in-time SoC revenue of USD xx.xx and memory revenue of USD xx.xx. Point-in-time recognition includes products and replacement parts and is therefore an equipment proxy rather than an exact complete-system subtotal. ([investors.teradyne.com](https://investors.teradyne.com/sec-filings/all-sec-filings/content/xx.xx-xx.xx-xx.xx/xx.xx-xx.xx-xx.xx.pdf))
   - Evidence informing base-year allocation inputs; displayed values and growth are calculated: 2025 point-in-time SoC revenue is USD xx.xx; equipment and eligible-device deductions remain modeled.
   - Evidence informing base-year allocation inputs; displayed values and growth are calculated: 2025 point-in-time memory revenue is USD xx.xx; replacement parts require the inherited equipment adjustment.
   - Evidence informing base-year allocation inputs; displayed values and growth are calculated: The filing identifies DRAM/HBM commercial activity; it does not disclose the modeled annual DRAM configuration fraction.
   - Evidence informing base-year allocation inputs; displayed values and growth are calculated: Magnum flash-memory activity supports nonvolatile category participation, not the assumed annual sales fraction.
   - Evidence informing base-year allocation inputs; displayed values and growth are calculated: Separately reported specifying and purchasing customers support treating commercial roles distinctly, without adding overlapping customer percentages.
   - Evidence informing forecast-year allocation inputs; displayed values and growth are calculated: Separately reported specifying and purchasing customers support treating commercial roles distinctly, without adding overlapping customer percentages.
   - Evidence informing base-year allocation inputs; displayed values and growth are calculated: Reported 2024-2025 product revenues supply a realized-demand challenge, but do not identify engineering-only sales; the allocation retains this attribution limitation. ([investors.teradyne.com](https://investors.teradyne.com/sec-filings/all-sec-filings/content/xx.xx-xx.xx-xx.xx/xx.xx-xx.xx-xx.xx.pdf))
   - Evidence informing forecast-year allocation inputs; displayed values and growth are calculated: Reported 2024-2025 product revenues supply a realized-demand challenge, but do not identify engineering-only sales; the allocation retains this attribution limitation. ([investors.teradyne.com](https://investors.teradyne.com/sec-filings/all-sec-filings/content/xx.xx-xx.xx-xx.xx/xx.xx-xx.xx-xx.xx.pdf))
   - Evidence informing base-year allocation inputs; displayed values and growth are calculated: Point-in-time SoC revenue grew approximately xx.xx% while memory declined approximately xx.xx%, qualifying uniform-growth assumptions rather than directly establishing purpose shares. ([investors.teradyne.com](https://investors.teradyne.com/sec-filings/all-sec-filings/content/xx.xx-xx.xx-xx.xx/xx.xx-xx.xx-xx.xx.pdf))
   - Evidence informing forecast-year allocation inputs; displayed values and growth are calculated: Point-in-time SoC revenue grew approximately xx.xx% while memory declined approximately xx.xx%, qualifying uniform-growth assumptions rather than directly establishing purpose shares. ([investors.teradyne.com](https://investors.teradyne.com/sec-filings/all-sec-filings/content/xx.xx-xx.xx-xx.xx/xx.xx-xx.xx-xx.xx.pdf))
   - Evidence informing base-year allocation inputs; displayed values and growth are calculated: Distinguishes platform specifiers from purchasing customers, supporting the requirement for an accepted joint remit rather than inferring it from platform selection. ([investors.teradyne.com](https://investors.teradyne.com/sec-filings/all-sec-filings/content/xx.xx-xx.xx-xx.xx/xx.xx-xx.xx-xx.xx.pdf))
   - Evidence informing forecast-year allocation inputs; displayed values and growth are calculated: Distinguishes platform specifiers from purchasing customers, supporting the requirement for an accepted joint remit rather than inferring it from platform selection.

5. Teradyne, Inc. - Form 10-Q for the Quarterly Period Ended June 28, 2026
   - Evidence informing the 2026 market-value input; displayed series and growth include calculations: First-half 2026 point-in-time revenue was USD xx.xx for SoC and USD xx.xx for memory. Comparable first-half 2025 amounts were USD xx.xx and USD xx.xx independently establishing strong realized growth before the modeled second half. ([investors.teradyne.com](https://investors.teradyne.com/sec-filings/all-sec-filings/content/xx.xx-xx.xx-xx.xx/xx.xx-xx.xx-xx.xx.pdf))
   - Evidence informing forecast-year allocation inputs; displayed values and growth are calculated: First-half 2026 point-in-time SoC revenue of USD xx.xx anchors the scoped and annualized SoC forecast input.
   - Evidence informing forecast-year allocation inputs; displayed values and growth are calculated: First-half 2026 point-in-time memory revenue of USD xx.xx anchors the memory forecast pool; second-half realization remains assumed.
   - Evidence informing forecast-year allocation inputs; displayed values and growth are calculated: The observed memory pool constrains the forecast numerator to which the explicitly assumed small SRAM fraction is applied; SRAM sales are not separately disclosed.
   - Evidence informing forecast-year allocation inputs; displayed values and growth are calculated: The observed memory pool constrains modeled multi-family attribution, but does not independently establish co-primary configuration sales.
   - Evidence informing forecast-year allocation inputs; displayed values and growth are calculated: The scoped memory forecast pool supplies one bounded source of combined-configuration value; the co-primary fraction remains assumed.
6. Cohu, Inc. - Form 10-K for the Fiscal Year Ended December 27, 2025
   - Evidence informing the 2023 market-value input; displayed series and growth include calculations: Cohu reports 2023 systems-semiconductor test and inspection revenue of USD xx.xx. Only an assumed complete-tester and eligible-device portion enters this market. ([sec.gov](https://www.sec.gov/Archives/edgar/data/xx.xx/xx.xx/cohu20251227_10k.htm))
   - Evidence informing the 2024 market-value input; displayed series and growth include calculations: Cohu reports 2024 systems-semiconductor test and inspection revenue of USD xx.xx separately from non-systems revenue. ([sec.gov](https://www.sec.gov/Archives/edgar/data/xx.xx/xx.xx/cohu20251227_10k.htm))
   - Evidence informing the 2025 market-value input; displayed series and growth include calculations: Cohu reports 2025 systems-semiconductor test and inspection revenue of USD xx.xx. Automation, inspection, interfaces and recurring services prevent attribution of the whole company to SoC testers. ([sec.gov](https://www.sec.gov/Archives/edgar/data/xx.xx/xx.xx/cohu20251227_10k.htm))
   - Evidence informing base-year allocation inputs; displayed values and growth are calculated: Cohu describes a primarily direct commercial model supported by targeted independent representatives, supporting direct attribution where the manufacturer remains the contractual seller. ([sec.gov](https://www.sec.gov/Archives/edgar/data/xx.xx/xx.xx/cohu20251227_10k.htm))
   - Evidence informing forecast-year allocation inputs; displayed values and growth are calculated: Cohu describes a primarily direct commercial model supported by targeted independent representatives, supporting direct attribution where the manufacturer remains the contractual seller. ([sec.gov](https://www.sec.gov/Archives/edgar/data/xx.xx/xx.xx/cohu20251227_10k.htm))
   - Evidence informing base-year allocation inputs; displayed values and growth are calculated: Independent-representative commissions are identified in selling expenses; representation alone does not establish title-taking equipment resale or a numerical distributor share. ([sec.gov](https://www.sec.gov/Archives/edgar/data/xx.xx/xx.xx/cohu20251227_10k.htm))
   - Evidence informing forecast-year allocation inputs; displayed values and growth are calculated: Independent-representative commissions are identified in selling expenses; representation alone does not establish title-taking equipment resale or a numerical distributor share. ([sec.gov](https://www.sec.gov/Archives/edgar/data/xx.xx/xx.xx/cohu20251227_10k.htm))

7. Hangzhou Changchuan Technology Co., Ltd. - 2025 Annual Report
   - Evidence informing the 2024 market-value input; displayed series and growth include calculations: The product table reports 2024 tester revenue of CNY xx.xx, distinct from handlers and other products. Its SoC-eligible portion remains modeled. ([static.cninfo.com.cn](https://static.cninfo.com.cn/finalpage/2026-xx.xx-xx.xx/xx.xx.PDF))
   - Evidence informing the 2025 market-value input; displayed series and growth include calculations: The product table reports 2025 tester revenue of CNY xx.xx. The filing's broader analog and digital portfolio requires a scope adjustment rather than inclusion of all tester revenue. ([static.cninfo.com.cn](https://static.cninfo.com.cn/finalpage/2026-xx.xx-xx.xx/xx.xx.PDF))
8. YC Corporation - Business Report for the Year Ended December 31, 2025
   - Evidence informing the 2023 market-value input; displayed series and growth include calculations: The sales table reports KRW xx.xx for the 2023 memory-wafer-tester, semiconductor-equipment, parts, modification and related category. Complete-equipment attribution requires a deduction. ([kind.krx.co.kr](https://kind.krx.co.kr/external/2026/xx.xx/xx.xx/xx.xx/xx.xx/xx.xx.htm))
   - Evidence informing the 2024 market-value input; displayed series and growth include calculations: The comparable 2024 category revenue is KRW xx.xx, not an independently isolated complete-tester total. ([kind.krx.co.kr](https://kind.krx.co.kr/external/2026/xx.xx/xx.xx/xx.xx/xx.xx/xx.xx.htm))
   - Evidence informing the 2025 market-value input; displayed series and growth include calculations: The comparable 2025 category revenue is KRW xx.xx. Parts, modifications and other equipment remain a material scope uncertainty. ([kind.krx.co.kr](https://kind.krx.co.kr/external/2026/xx.xx/xx.xx/xx.xx/xx.xx/xx.xx.htm))
   - Evidence informing base-year allocation inputs; displayed values and growth are calculated: YC reports KRW xx.xx in a broad memory-wafer-tester, parts, modification and related revenue category, constraining the inherited equipment budget.
   - Evidence informing base-year allocation inputs; displayed values and growth are calculated: The company's own business description establishes DRAM equipment activity; the assumed xx.xx% allocation is not disclosed.
   - Evidence informing base-year allocation inputs; displayed values and growth are calculated: NAND equipment participation establishes the nonvolatile commercial mapping; the assumed xx.xx% allocation is not an observed split.
9. Chroma ESG - About Chroma: 2025 Group Financial and Operating Profile
   - Evidence informing the 2025 market-value input; displayed series and growth include calculations: Chroma's own disclosure states 2025 group consolidated revenue of USD xx.xx. This broad corporate amount constrains, but does not directly measure, its eligible complete-SoC-tester revenue. ([csr.chromaate.com](https://csr.chromaate.com/en/esg-en/green-chroma-en/brand-en))
10. Chroma ESG - Green Revenue and Financial Performance, 2025
    - Evidence informing the 2024 market-value input; displayed series and growth include calculations: Chroma reports 2025 consolidated revenue growth of xx.xx%. The model uses this company growth rate to backcast its small 2024 scoped revenue budget at a constant conversion basis, not as an observed 2024 tester subtotal. ([csr.chromaate.com](https://csr.chromaate.com/en/esg-en/green-chroma-en/green-revenue-en))
    - Evidence informing the 2025 market-value input; displayed series and growth include calculations: The disclosure distinguishes broad measurement products and SLT demand, reinforcing the need to exclude unrelated corporate revenue from the SoC/memory tester estimate. ([csr.chromaate.com](https://csr.chromaate.com/en/esg-en/green-chroma-en/green-revenue-en))

11. Federal Reserve Board - Foreign Exchange Rates, G.5A, January 5, 2026

    · Evidence informing the 2023 market-value input; displayed series and growth include calculations: The official annual-average exchange-rate release supplies the currency-conversion benchmark; the model uses JPY xx.xx per USD for its large calendar-2023 Japanese revenue anchor and an explicitly rounded KRW conversion for the smaller Korean budget. ([fred.stlouisfed.org](https://fred.stlouisfed.org/series/AEXJPUS/))

    · Evidence informing the 2024 market-value input; displayed series and growth include calculations: The model uses JPY xx.xx per USD for calendar 2024; small CNY and KRW budgets use disclosed approximate conversion assumptions close to the official annual averages. ([fred.stlouisfed.org](https://fred.stlouisfed.org/series/AEXJPUS/))

    · Evidence informing the 2025 market-value input; displayed series and growth include calculations: The model uses JPY xx.xx per USD for calendar 2025. CNY xx.xx and KRW xx.xx per USD are rounded modeling conventions, not the release's exact observations. ([fred.stlouisfed.org](https://fred.stlouisfed.org/series/AEXJPUS/))

12. SEMI - 2018 Global Semiconductor Equipment Sales Jump to Record USD 64.5 Billion

    · Evidence informing the 2017 market-value input; displayed series and growth include calculations: The association's member-billings release reports xx.xx% growth in total test equipment sales in 2018. Its inverse supplies the 2017 historical proxy; it is not a direct observation of the narrower captured market. ([www1.semi.org](https://www1.semi.org/en/2018-global-semiconductor-equipment-sales-jump-record-xx.xx-billion))

    · Evidence informing the 2018 market-value input; displayed series and growth include calculations: The release reports approximately USD xx.xx of total semiconductor-equipment sales in 2018, used only with the 2019 equipment total as a disclosed broad-cycle proxy. ([www1.semi.org](https://www1.semi.org/en/2018-global-semiconductor-equipment-sales-jump-record-xx.xx-billion))

13. SEMI - 2020 Global Semiconductor Equipment Sales Surge 19% to Industry Record USD 71.2 Billion

    · Evidence informing the 2018 market-value input; displayed series and growth include calculations: The release reports 2019 total equipment billings of USD xx.xx. Relative to the published approximate 2018 total, this supplies a broad-equipment downturn proxy, not an observed SoC/memory tester growth rate. ([semi.org](https://www.semi.org/en/news-media-press/semi-press-releases/annual-global-semiconductor-equipment-sales))

    · Evidence informing the 2019 market-value input; displayed series and growth include calculations: Reported 2020 total-test-equipment growth of xx.xx% supplies the inverse bridge into 2019. ([semi.org](https://www.semi.org/en/news-media-press/semi-press-releases/annual-global-semiconductor-equipment-sales))

    · Evidence informing the 2020 market-value input; displayed series and growth include calculations: The association's member-submitted billings dataset reports xx.xx% total-test-equipment growth in 2020, used as a historical demand-cycle proxy. ([semi.org](https://www.semi.org/en/news-media-press/semi-press-releases/annual-global-semiconductor-equipment-sales))

14. SEMI - 2021 Global Semiconductor Equipment Sales Surge 44% to Industry Record USD 102.6 Billion

    · Evidence informing the 2020 market-value input; displayed series and growth include calculations: Reported total-test-equipment sales growth of xx.xx% in 2021 supports the inverse bridge from the 2021 estimate to 2020. ([semi.org](https://www.semi.org/en/news-media-press-releases/semi-press-releases/2021-global-semiconductor-equipment-sales-surge-xx.xx%xx.xx-to-industry-record-%xx.xx-billion-semi-reports))

    · Evidence informing the 2021 market-value input; displayed series and growth include calculations: The xx.xx% test-equipment increase is a member-billings observation for a broader equipment class, not the final market value returned here. ([semi.org](https://www.semi.org/en/news-media-press-releases/semi-press-releases/2021-global-semiconductor-equipment-sales-surge-xx.xx%xx.xx-to-industry-record-%xx.xx-billion-semi-reports))

15. SEMI - Global Semiconductor Equipment Billings Reach Industry Record USD 107.6 Billion in 2022

    · Evidence informing the 2021 market-value input; displayed series and growth include calculations: The release reports a xx.xx% contraction in total-test-equipment billings in 2022, supporting the inverse historical bridge into 2021. ([semi.org](https://www.semi.org/en/news-media-press-releases/semi-press-releases/global-semiconductor-equipment-billings-reach-industry-record-%xx.xx-billion-in-2022-semi-reports))

16. SEMI - Global Semiconductor Equipment Billings Slip to USD 106.3 Billion in 2023
· Evidence informing the 2023 market-value input; displayed series and growth include calculations: The xx.xx% broader test-equipment decline supplies a historical-cycle constraint and one small-supplier backcast assumption, not the target-market level.
([semi.org](https://www.semi.org/en/news-media-press-releases/semi-press-releases/global-semiconductor-equipment-billings-slip-to-%xx.xx-billion-in-2023-semi-reports))
17. SEMI - Global Semiconductor Equipment Billings Surged to USD 117 Billion in 2024
· Evidence informing the 2024 market-value input; displayed series and growth include calculations: Realized total-test-equipment billings increased xx.xx% in 2024. This independently checks the direction and approximate magnitude of the modeled target-market recovery without substituting the broader category for this market.
([semi.org](https://www.semi.org/en/semi-press-release/global-semiconductor-equipment-billings-surged-to-xx.xx-billion-dollars-in-2024-semi-reports))
18. SEMI - Global Semiconductor Equipment Billings Reached USD 135 Billion in 2025
· Evidence informing the 2025 market-value input; displayed series and growth include calculations: The association reports realized total-test-equipment billings growth of xx.xx% in 2025. The modeled target-market increase of approximately xx.xx% is directionally consistent; differing product boundaries prevent an exact reconciliation.
([semi.org](https://www.semi.org/en/SEMI-Reports-Global-Semiconductor-Equipment-Billings-Reached-xx.xx-Billion-in-2025))

19. Advantest - Annual Securities Report and Business Report for the Year Ended March 31, 2026

- Evidence informing the 2025 market-value input; displayed series and growth include calculations: Note xx.xx identifies customer operating leases of semiconductor test systems and JPY xx.xx of future payments receivable at March xx.xx 2025. This establishes a small supplier-specific leasing activity, not annual global leasing revenue. ([advantest.com](https://www.advantest.com/document/en/investors/ir-library/report/IR_SecuritiesandBusinesReport_84th_en.pdf))
- Evidence informing the 2026 market-value input; displayed series and growth include calculations: Future customer lease payments receivable were JPY xx.xx at March xx.xx 2026; disclosed terms were one to three years and noncancelable. These figures qualify any assumption that OEM leasing is necessarily large or offers flexible exit. ([advantest.com](https://www.advantest.com/document/en/investors/ir-library/report/IR_SecuritiesandBusinesReport_84th_en.pdf))
- Evidence informing base-year allocation inputs; displayed values and growth are calculated: Named NVIDIA-group customer receipts constrain direct fabless purchasing; fiscal/calendar and eligible-equipment attribution remain modeled.
- Evidence informing forecast-year allocation inputs; displayed values and growth are calculated: Named NVIDIA-group customer receipts constrain direct fabless purchasing; fiscal/calendar and eligible-equipment attribution remain modeled.
- Evidence informing base-year allocation inputs; displayed values and growth are calculated: Named TSMC customer receipts anchor the foundry purchasing model; other suppliers and foundries require explicit coverage assumptions.
- Evidence informing forecast-year allocation inputs; displayed values and growth are calculated: Named TSMC customer receipts anchor the foundry purchasing model; other suppliers and foundries require explicit coverage assumptions.
- Evidence informing base-year allocation inputs; displayed values and growth are calculated: The equipment-revenue policy recognizes product revenue when control transfers on contractual delivery or acceptance, supporting the purchase classification rather than service-revenue attribution. ([advantest.com](https://www.advantest.com/document/en/investors/ir-library/report/IR_SecuritiesandBusinesReport_84th_en.pdf))
- Evidence informing forecast-year allocation inputs; displayed values and growth are calculated: The equipment-revenue policy recognizes product revenue when control transfers on contractual delivery or acceptance, supporting the purchase classification rather than service-revenue attribution. ([advantest.com](https://www.advantest.com/document/en/investors/ir-library/report/IR_SecuritiesandBusinesReport_84th_en.pdf))
- Evidence informing base-year allocation inputs; displayed values and growth are calculated: Note xx.xx discloses customer operating leases, one-to-three-year noncancelable terms, and remaining payments of JPY xx.xx and JPY xx.xx at March xx.xx 2025 and March xx.xx 2026. These constrain contractual and adoption assumptions, not annual global leasing revenue or the final forecast share. ([advantest.com](https://www.advantest.com/document/en/investors/ir-library/report/IR_SecuritiesandBusinesReport_84th_en.pdf))
- Evidence informing forecast-year allocation inputs; displayed values and growth are calculated: Note xx.xx discloses customer operating leases, one-to-three-year noncancelable terms, and remaining payments of JPY xx.xx and JPY xx.xx at March xx.xx 2025 and March xx.xx 2026. These constrain contractual and adoption assumptions, not annual global leasing revenue or the final forecast share. ([advantest.com](https://www.advantest.com/document/en/investors/ir-library/report/IR_SecuritiesandBusinesReport_84th_en.pdf))
- Evidence informing base-year allocation inputs; displayed values and growth are calculated: Wholly owned regional test-system sales subsidiaries establish consolidated manufacturer selling, while customer operating leases establish an OEM leasing route; both support the contractual-role allocation premise. ([advantest.com](https://www.advantest.com/document/en/investors/ir-library/report/IR_SecuritiesandBusinesReport_84th_en.pdf))
- Evidence informing forecast-year allocation inputs; displayed values and growth are calculated: Wholly owned regional test-system sales subsidiaries establish consolidated manufacturer selling, while customer operating leases establish an OEM leasing route; both support the contractual-role allocation premise. ([advantest.com](https://www.advantest.com/document/en/investors/ir-library/report/IR_SecuritiesandBusinesReport_84th_en.pdf))
- Evidence informing base-year allocation inputs; displayed values and growth are calculated: Future customer lease payments of JPY xx.xx at March xx.xx 2025 and JPY xx.xx at March xx.xx 2026 are supplier-specific receivables, not annual global merchant lease revenue; they limit rather than verify the leasing assumptions. ([advantest.com](https://www.advantest.com/document/en/investors/ir-library/report/IR_SecuritiesandBusines

20. Amkor Technology, Inc. - Form 10-K for the Year Ended December 31, 2025

- Evidence informing the 2025 market-value input; displayed series and growth include calculations: Amkor reports 2025 capital expenditures of USD xx.xx versus USD xx.xx in 2024, covering packaging, testing and facilities. The amount is a buyer-spending constraint, not tester-only spending. ([sec.gov](https://www.sec.gov/Archives/edgar/data/xx.xx/xx.xx/amkr-xx.xx.htm))
- Evidence informing the 2026 market-value input; displayed series and growth include calculations: The filing's USD xx.xx-xx.xx 2026 capital-expenditure expectation is primarily increased by Arizona construction. It cannot be treated as an equivalent tester award or annual tester-market increment. ([sec.gov](https://www.sec.gov/Archives/edgar/data/xx.xx/xx.xx/amkr-xx.xx.htm))
- Evidence informing the 2028 market-value input; displayed series and growth include calculations: Standardized tester investment, customer-consigned equipment and equipment-redeployment risks qualify the conversion from announced capacity projects to incremental tester purchases. No project investment is added directly to the 2028 forecast. ([sec.gov](https://www.sec.gov/Archives/edgar/data/xx.xx/xx.xx/amkr-xx.xx.htm))
- Evidence informing the 2029 market-value input; displayed series and growth include calculations: The buyer's broad spending and commitment disclosures support retaining procurement-conversion and reuse uncertainty rather than equating project completion with tester sales. ([sec.gov](https://www.sec.gov/Archives/edgar/data/xx.xx/xx.xx/amkr-xx.xx.htm))
- Evidence informing base-year allocation inputs; displayed values and growth are calculated: The test-equipment accounting-life extension from five to seven years constrains the annualized production denominator against which engineering purchasing is compared. ([sec.gov](https://www.sec.gov/Archives/edgar/data/xx.xx/xx.xx/amkr-xx.xx.htm))
- Evidence informing forecast-year allocation inputs; displayed values and growth are calculated: The test-equipment accounting-life extension from five to seven years constrains the annualized production denominator against which engineering purchasing is compared. ([sec.gov](https://www.sec.gov/Archives/edgar/data/xx.xx/xx.xx/amkr-xx.xx.htm))
- Evidence informing base-year allocation inputs; displayed values and growth are calculated: Seven-year test-equipment accounting life anchors the selected purchasing-frequency proxy; broad capital expenditure is not treated as tester-only spending. ([sec.gov](https://www.sec.gov/Archives/edgar/data/xx.xx/xx.xx/amkr-xx.xx.htm))
- Evidence informing forecast-year allocation inputs; displayed values and growth are calculated: Seven-year test-equipment accounting life anchors the selected purchasing-frequency proxy; broad capital expenditure is not treated as tester-only spending. ([sec.gov](https://www.sec.gov/Archives/edgar/data/xx.xx/xx.xx/amkr-xx.xx.htm))
- Evidence informing base-year allocation inputs; displayed values and growth are calculated: Standardized platforms and customer-consigned testers qualify ownership and reuse attribution; these conditions do not establish accepted joint-purpose deployment. ([sec.gov](https://www.sec.gov/Archives/edgar/data/xx.xx/xx.xx/amkr-xx.xx.htm))
- Evidence informing forecast-year allocation inputs; displayed values and growth are calculated: Standardized platforms and customer-consigned testers qualify ownership and reuse attribution; these conditions do not establish accepted joint-purpose deployment. ([sec.gov](https://www.sec.gov/Archives/edgar/data/xx.xx/xx.xx/amkr-xx.xx.htm))
- Evidence informing base-year allocation inputs; displayed values and growth are calculated: The buyer reports approximately xx.xx% Computing sales and standardized tester investment, providing a representativeness and reuse check, not equipment-market weights. ([sec.gov](https://www.sec.gov/Archives/edgar/data/xx.xx/xx.xx/amkr-xx.xx.htm))
- Evidence informing forecast-year allocation inputs; displayed values and growth are calculated: The buyer reports approximately xx.xx% Computing sales and standardized tester investment, providing a representativeness and reuse check, not equipment-market weights. ([sec.gov](https://www.sec.gov/Archives/edgar/data/xx.xx/xx.xx/amkr-xx.xx.htm))
- Evidence informing base-year allocation inputs; displayed values and growth are calculated: Approximately xx.xx% Communications sales and customer-consigned equipment demonstrate why operator revenue and ownership cannot directly determine tester purchasing shares. ([sec.gov](https://www.sec.gov/Archives/edgar/data/xx.xx/xx.xx/amkr-xx.xx.htm))
- Evidence informing forecast-year allocation inputs; displayed values and growth are calculated: Approximately xx.xx% Communications sales and customer-consigned equipment demonstrate why operator revenue and ownership cannot directly determine tester purchasing shares. ([sec.gov](https://www.sec.gov/Archives/edgar/data/xx.xx/xx.xx/amkr-xx.xx.htm))
- Evidence informing base-year allocation inputs; displayed values and growth are calculated: Approximately xx.xx% Consumer sales provide a buyer-specific countercheck; shared-platform practices do not quantify

21. Teradyne - Magnum 2 Memory Test Solution
    - Evidence informing base-year allocation inputs; displayed values and growth are calculated: Magnum xx.xx lists SRAM applications, establishing a commercial category mapping without supplying a revenue weight.
    - Evidence informing forecast-year allocation inputs; displayed values and growth are calculated: Magnum xx.xx lists SRAM applications, establishing a commercial category mapping without supplying a revenue weight.
    - Evidence informing base-year allocation inputs; displayed values and growth are calculated: DRAM, SRAM, NOR and NAND capability overlaps support mutually exclusive configuration attribution rather than adding advertised capabilities as sales.
    - Evidence informing forecast-year allocation inputs; displayed values and growth are calculated: DRAM, SRAM, NOR and NAND capability overlaps support mutually exclusive configuration attribution rather than adding advertised capabilities as sales.
    - Evidence informing base-year allocation inputs; displayed values and growth are calculated: Low-end SoC and memory applications identify a candidate combined-capability pool; actual joint customer mandates and numerical fractions remain unmeasured.
    - Evidence informing forecast-year allocation inputs; displayed values and growth are calculated: Low-end SoC and memory applications identify a candidate combined-capability pool; actual joint customer mandates and numerical fractions remain unmeasured.
    - Evidence informing base-year allocation inputs; displayed values and growth are calculated: Separately identifies an engineering configuration, supporting purpose classification and the direction of the modeled realization difference, not its exact numerical price ratio. ([teradyne.com](https://www.teradyne.com/products/magnum-xx.xx/))
    - Evidence informing forecast-year allocation inputs; displayed values and growth are calculated: Separately identifies an engineering configuration, supporting purpose classification and the direction of the modeled realization difference, not its exact numerical price ratio. ([teradyne.com](https://www.teradyne.com/products/magnum-xx.xx/))
    - Evidence informing base-year allocation inputs; displayed values and growth are calculated: Separately identifies production configurations, supporting production-purpose attribution rather than classification from family-wide capability alone. ([teradyne.com](https://www.teradyne.com/products/magnum-xx.xx/))
    - Evidence informing forecast-year allocation inputs; displayed values and growth are calculated: Separately identifies production configurations, supporting production-purpose attribution rather than classification from family-wide capability alone. ([teradyne.com](https://www.teradyne.com/products/magnum-xx.xx/))
    - Evidence informing base-year allocation inputs; displayed values and growth are calculated: Engineering programs can transfer to production versions; this supports conditional continuity but does not measure joint-purpose purchases or the forecast adoption multiplier. ([teradyne.com](https://www.teradyne.com/products/magnum-xx.xx/))
    - Evidence informing forecast-year allocation inputs; displayed values and growth are calculated: Engineering programs can transfer to production versions; this supports conditional continuity but does not measure joint-purpose purchases or the forecast adoption multiplier. ([teradyne.com](https://www.teradyne.com/products/magnum-xx.xx/))
22. Advantest - T5835 Memory Test System
    - Evidence informing base-year allocation inputs; displayed values and growth are calculated: T5835 is commercially positioned for both DRAM and NAND, supporting the cross-family classification premise but not the modeled co-primary revenue fraction.
    - Evidence informing forecast-year allocation inputs; displayed values and growth are calculated: T5835 is commercially positioned for both DRAM and NAND, supporting the cross-family classification premise but not the modeled co-primary revenue fraction.

23. Advantest - T5503HS2 Memory Test System
    · Evidence informing base-year allocation inputs; displayed values and growth are calculated: DRAM/HBM product positioning establishes category mapping; the documented installed-T5503 upgrade path supports retaining upgrade-substitution uncertainty rather than assuming universal replacement.
    · Evidence informing forecast-year allocation inputs; displayed values and growth are calculated: DRAM/HBM product positioning establishes category mapping; the documented installed-T5503 upgrade path supports retaining upgrade-substitution uncertainty rather than assuming universal replacement.
24. Advantest will Showcase Latest Memory Test Solutions at Future of Memory and Storage 2024
    · Evidence informing base-year allocation inputs; displayed values and growth are calculated: The August xx.xx 2024 announcement identifies T5835 among promoted memory offerings, establishing pre-base-year commercial positioning without proving customer acceptance or sales mix.
25. Advantest - V93000 SoC Test Systems
    · Evidence informing base-year allocation inputs; displayed values and growth are calculated: Advantest classifies V93000 as a SoC Test System, supporting the commercial mapping of its reported SoC equipment pool without establishing a sales percentage.
    · Evidence informing forecast-year allocation inputs; displayed values and growth are calculated: Advantest classifies V93000 as a SoC Test System, supporting the commercial mapping of its reported SoC equipment pool without establishing a sales percentage.
    · Evidence informing base-year allocation inputs; displayed values and growth are calculated: V93000 documentation identifies reusable programs and interface hardware across generations and supplier-developed SmarTest software. These support the retained-investment condition, not a measured switching rate or forecast share. ([advantest.com](https://www.advantest.com/en/products/semiconductor-test-system/soc/v93000/))
    · Evidence informing forecast-year allocation inputs; displayed values and growth are calculated: V93000 documentation identifies reusable programs and interface hardware across generations and supplier-developed SmarTest software. These support the retained-investment condition, not a measured switching rate or forecast share. ([advantest.com](https://www.advantest.com/en/products/semiconductor-test-system/soc/v93000/))
26. Emerson Electric Co. - Form 10-K for the Year Ended September 30, 2025
    · Evidence informing base-year allocation inputs; displayed values and growth are calculated: Reported Test & Measurement sales of USD xx.xx in FY2025 and USD xx.xx in FY2024 constrain the broad NI revenue proxy, not complete SoC/memory tester revenue. ([ir.emerson.com](https://ir.emerson.com/sec-filings/all-sec-filings/content/xx.xx-xx.xx-xx.xx/emr-xx.xx.htm))
27. Emerson Electric Co. - Form 10-Q for the Quarter Ended December 31, 2025
    · Evidence informing base-year allocation inputs; displayed values and growth are calculated: December-quarter Test & Measurement sales of USD xx.xx versus USD xx.xx supply the approximate calendar bridge. Prior-period segment presentation was reclassified, limiting level comparability. ([sec.gov](https://www.sec.gov/Archives/edgar/data/xx.xx/xx.xx/emr-xx.xx.htm))
28. National Instruments Corporation - 2022 Annual Report
    · Evidence informing base-year allocation inputs; displayed values and growth are calculated: Semiconductor and Electronics represented approximately xx.xx% of NI's 2022 revenue, with approximately half from production test and half from R&D test. These historical mix observations calibrate, but do not verify, the 2025 scoped equipment budget. ([sec.gov](https://www.sec.gov/Archives/edgar/data/xx.xx/xx.xx/ny20006399x3_ars.pdf))

29. Advantest - FY2025 Financial Briefing, April 27, 2026

· Evidence informing base-year allocation inputs; displayed values and growth are calculated: Automotive/industrial/consumer/DDIC represented approximately xx.xx% and xx.xx% of fiscal SoC sales in FY2024 and FY2025, rounded to five-percentage-point increments. These application proportions constrain the mainstream equipment attribution. ([advantest.com](https://www.advantest.com/document/en/investors/ir-library/result/JE_BIZ_260427_slide.pdf))

· Evidence informing forecast-year allocation inputs; displayed values and growth are calculated: Automotive/industrial/consumer/DDIC represented approximately xx.xx% and xx.xx% of fiscal SoC sales in FY2024 and FY2025, rounded to five-percentage-point increments. These application proportions constrain the mainstream equipment attribution. ([advantest.com](https://www.advantest.com/document/en/investors/ir-library/result/JE_BIZ_260427_slide.pdf))

· Evidence informing base-year allocation inputs; displayed values and growth are calculated: Fiscal SoC sales increased from JPY xx.xx to JPY xx.xx, while computing/communications represented approximately xx.xx% of FY2025 SoC sales. This supports differentiated application-growth assumptions, not a directly observed proprietary share or future allocation. ([advantest.com](https://www.advantest.com/document/en/investors/ir-library/result/JE_BIZ_260427_slide.pdf))

· Evidence informing forecast-year allocation inputs; displayed values and growth are calculated: Fiscal SoC sales increased from JPY xx.xx to JPY xx.xx, while computing/communications represented approximately xx.xx% of FY2025 SoC sales. This supports differentiated application-growth assumptions, not a directly observed proprietary share or future allocation. ([advantest.com](https://www.advantest.com/document/en/investors/ir-library/result/JE_BIZ_260427_slide.pdf))

30. Advantest - Annual Report 2005

· Evidence informing base-year allocation inputs; displayed values and growth are calculated: The report identifies T2000's OPENSTAR basis and publicly available specifications developed through the Semiconductor Test Consortium. This supports historical standards classification only; its historical market-share statements are not used. ([www3.advantest.com](https://www3.advantest.com/documents/xx.xx/xx.xx/pdf_investor_AR2005_en.pdf))

· Evidence informing forecast-year allocation inputs; displayed values and growth are calculated: The report identifies T2000's OPENSTAR basis and publicly available specifications developed through the Semiconductor Test Consortium. This supports historical standards classification only; its historical market-share statements are not used. ([www3.advantest.com](https://www3.advantest.com/documents/xx.xx/xx.xx/pdf_investor_AR2005_en.pdf))

31. Advantest - What Is ATE (Automated Test Equipment)? Roles, Systems & Future Outlook

· Evidence informing base-year allocation inputs; displayed values and growth are calculated: Current company positioning identifies T2000 as open architecture and associates it with microcontroller and automotive applications, supporting continuity of the classification premise without measuring sales. ([advantest.com](https://www.advantest.com/en/semiconductor-basics/automated-test-equipment/))

· Evidence informing forecast-year allocation inputs; displayed values and growth are calculated: Current company positioning identifies T2000 as open architecture and associates it with microcontroller and automotive applications, supporting continuity of the classification premise without measuring sales. ([advantest.com](https://www.advantest.com/en/semiconductor-basics/automated-test-equipment/))

· Evidence informing base-year allocation inputs; displayed values and growth are calculated: The company distinguishes V93000's supplier-specific architecture from T2000's open-architecture positioning, supporting platform-level rather than supplier-wide classification. ([advantest.com](https://www.advantest.com/en/semiconductor-basics/automated-test-equipment/))

· Evidence informing forecast-year allocation inputs; displayed values and growth are calculated: The company distinguishes V93000's supplier-specific architecture from T2000's open-architecture positioning, supporting platform-level rather than supplier-wide classification. ([advantest.com](https://www.advantest.com/en/semiconductor-basics/automated-test-equipment/))

32. NI - What Is the Semiconductor Test System (STS)?

· Evidence informing base-year allocation inputs; displayed values and growth are calculated: STS is an integrated PXI-based ATE offering with broad RF, mixed-signal and MEMS positioning. This establishes the architecture and turnkey commercial model while requiring deductions for applications outside the captured SoC/memory boundary. ([ni.com](https://www.ni.com/en/shop/electronic-test-instrumentation/what-is-the-semiconductor-test-system.html))

· Evidence informing forecast-year allocation inputs; displayed values and growth are calculated: STS is an integrated PXI-based ATE offering with broad RF, mixed-signal and MEMS positioning. This establishes the architecture and turnkey commercial model while requiring deductions for applications outside the captured SoC/memory boundary. ([ni.com](https://www.ni.com/en/shop/electronic-test-instrumentation/what-is-the-semiconductor-test-system.html))

33. Marvin Test Solutions - PXIe Semiconductor Test System, TS-960e Series

· Evidence informing base-year allocation inputs; displayed values and growth are calculated: TS-960e is marketed as a complete integrated PXI Express semiconductor system for SoC applications, including proprietary application elements. It establishes commercial category participation, not the modeled smaller-system shipment count or price. ([marvintest.com](https://www.marvintest.com/Product/TS-960e-Series))

34. Emerson Electric Co. - Form 10-Q for the Quarter Ended June 30, 2026

· Evidence informing forecast-year allocation inputs; displayed values and growth are calculated: Nine-month Test & Measurement revenue of USD xx.xx versus USD xx.xx provides the broad growth calibration for the assumed 2026 eligible-equipment increase. Semiconductor and aerospace/defense both contributed, so the disclosure does not isolate open-standard SoC/memory sales. ([ir.emerson.com](https://ir.emerson.com/sec-filings/all-sec-filings/content/xx.xx-xx.xx-xx.xx/emr-xx.xx.htm))

35. PXI Systems Alliance - What Is PXI

· Evidence informing base-year allocation inputs; displayed values and growth are calculated: The association defines PXI as an open modular standard with a multi-vendor ecosystem and distinguishes its building blocks from completed application systems. This supports the governing-architecture boundary, not sales weights. ([pxisa.org](https://pxisa.org/what-is-pxi/))

· Evidence informing forecast-year allocation inputs; displayed values and growth are calculated: The association defines PXI as an open modular standard with a multi-vendor ecosystem and distinguishes its building blocks from completed application systems. This supports the governing-architecture boundary, not sales weights. ([pxisa.org](https://pxisa.org/what-is-pxi/))

36. Test Services - UTAC Group

- Evidence informing base-year allocation inputs; displayed values and growth are calculated: Reports xx.xx+ test engineers alongside 2,000+ testers, anchoring the engineering-station proxy used in the base model and carried into the forecast; it does not disclose purpose sales shares. ([utacgroup.com](https://utacgroup.com/test-services/))
- Evidence informing forecast-year allocation inputs; displayed values and growth are calculated: Reports xx.xx+ test engineers alongside 2,000+ testers, anchoring the engineering-station proxy used in the base model and carried into the forecast; it does not disclose purpose sales shares. ([utacgroup.com](https://utacgroup.com/test-services/))
- Evidence informing base-year allocation inputs; displayed values and growth are calculated: The 2,000+ tester fleet provides an operator-stock benchmark that is converted to annual value only through the disclosed purchasing-frequency assumptions. ([utacgroup.com](https://utacgroup.com/test-services/))
- Evidence informing forecast-year allocation inputs; displayed values and growth are calculated: The 2,000+ tester fleet provides an operator-stock benchmark that is converted to annual value only through the disclosed purchasing-frequency assumptions. ([utacgroup.com](https://utacgroup.com/test-services/))
- Evidence informing base-year allocation inputs; displayed values and growth are calculated: Advertises engineering services and production testing within the same business, supporting commercial coexistence but not the assumed accepted joint-purpose percentage or future adoption. ([utacgroup.com](https://utacgroup.com/test-services/))
- Evidence informing forecast-year allocation inputs; displayed values and growth are calculated: Advertises engineering services and production testing within the same business, supporting commercial coexistence but not the assumed accepted joint-purpose percentage or future adoption. ([utacgroup.com](https://utacgroup.com/test-services/))

37. Efforts to Provide Value Through Business - Advantest

- Evidence informing base-year allocation inputs; displayed values and growth are calculated: States typical customer equipment use of xx.xx-xx.xx years, providing a longer-use sensitivity for the stock-to-purchasing-value bridge rather than a measured engineering share. ([advantest.com](https://www.advantest.com/en/about/sustainability/society/responding-product-liability/))
- Evidence informing base-year allocation inputs; displayed values and growth are calculated: The xx.xx-xx.xx-year use period constrains replacement assumptions and is distinguished from the buyer accounting-life proxy used in the working model. ([advantest.com](https://www.advantest.com/en/about/sustainability/society/responding-product-liability/))

38. A New Approach for IC Test - Leveraging the Strength of the PXI Platform - NI

- Evidence informing base-year allocation inputs; displayed values and growth are calculated: Describes scalable characterization and production configurations and the commercial constraints of traditional laboratory ATE, supporting a distinct engineering purchasing model. ([ni.com](https://www.ni.com/en/shop/electronic-test-instrumentation/what-is-the-semiconductor-test-system/a-new-approach-for-ic-test---leveraging-the-strength-of-the-pxi-.html))
- Evidence informing forecast-year allocation inputs; displayed values and growth are calculated: Describes scalable characterization and production configurations and the commercial constraints of traditional laboratory ATE, supporting a distinct engineering purchasing model. ([ni.com](https://www.ni.com/en/shop/electronic-test-instrumentation/what-is-the-semiconductor-test-system/a-new-approach-for-ic-test---leveraging-the-strength-of-the-pxi-.html))
- Evidence informing base-year allocation inputs; displayed values and growth are calculated: Shared hardware and software support a continuity scenario, but the record provides neither accepted joint-deployment revenue nor future penetration; both remain explicit assumptions. ([ni.com](https://www.ni.com/en/shop/electronic-test-instrumentation/what-is-the-semiconductor-test-system/a-new-approach-for-ic-test---leveraging-the-strength-of-the-pxi-.html))
- Evidence informing forecast-year allocation inputs; displayed values and growth are calculated: Shared hardware and software support a continuity scenario, but the record provides neither accepted joint-deployment revenue nor future penetration; both remain explicit assumptions. ([ni.com](https://www.ni.com/en/shop/electronic-test-instrumentation/what-is-the-semiconductor-test-system/a-new-approach-for-ic-test---leveraging-the-strength-of-the-pxi-.html))

39. Teradyne - 2025 Annual Report to Shareholders
    - Evidence informing base-year allocation inputs; displayed values and growth are calculated: The USD xx.xx Compute application weight anchors the scoped Computing allocation. ([investors.teradyne.com](https://investors.teradyne.com/sec-filings/all-sec-filings/content/xx.xx-xx.xx-xx.xx/xx.xx-xx.xx-xx.xx.pdf))
    - Evidence informing base-year allocation inputs; displayed values and growth are calculated: The USD xx.xx Mobility weight and networking exposure support the modeled Communications bridge. ([investors.teradyne.com](https://investors.teradyne.com/sec-filings/all-sec-filings/content/xx.xx-xx.xx-xx.xx/xx.xx-xx.xx-xx.xx.pdf))
    - Evidence informing base-year allocation inputs; displayed values and growth are calculated: Published application buckets constrain the budget, but the consumer carve-out is an explicit attribution assumption. ([investors.teradyne.com](https://investors.teradyne.com/sec-filings/all-sec-filings/content/xx.xx-xx.xx-xx.xx/xx.xx-xx.xx-xx.xx.pdf))
    - Evidence informing base-year allocation inputs; displayed values and growth are calculated: USD xx.xx Auto-Industrial revenue supplies the pre-exclusion pool, not an observed Automotive subtotal. ([investors.teradyne.com](https://investors.teradyne.com/sec-filings/all-sec-filings/content/xx.xx-xx.xx-xx.xx/xx.xx-xx.xx-xx.xx.pdf))
    - Evidence informing base-year allocation inputs; displayed values and growth are calculated: The shared Auto-Industrial pool constrains Industrial Electronics after scope and end-use adjustments. ([investors.teradyne.com](https://investors.teradyne.com/sec-filings/all-sec-filings/content/xx.xx-xx.xx-xx.xx/xx.xx-xx.xx-xx.xx.pdf))
    - Evidence informing base-year allocation inputs; displayed values and growth are calculated: The application budget constrains the modeled specialized tail; separate Product Test defense revenue is excluded. ([investors.teradyne.com](https://investors.teradyne.com/sec-filings/all-sec-filings/content/xx.xx-xx.xx-xx.xx/xx.xx-xx.xx-xx.xx.pdf))
40. TSMC - 2025 Form 20-F
    - Evidence informing base-year allocation inputs; displayed values and growth are calculated: 2025 HPC revenue of NT$xx.xx anchors the adjusted logic-demand proxy; networking is separated by assumption. ([investor.tsmc.com](https://investor.tsmc.com/sites/ir/sec-filings/2025_20F%20Report.pdf))
    - Evidence informing base-year allocation inputs; displayed values and growth are calculated: Smartphone revenue of NT$xx.xx and networking within HPC constrain Communications, with an explicit equipment-intensity bridge. ([investor.tsmc.com](https://investor.tsmc.com/sites/ir/sec-filings/2025_20F%20Report.pdf))
41. Micron Technology - Form 10-K for the Year Ended August 28, 2025
    - Evidence informing base-year allocation inputs; displayed values and growth are calculated: Cloud, data-center and client business revenues constrain Computing's memory-equipment proxy, not equipment receipts directly. ([s25.q4cdn.com](https://s25.q4cdn.com/xx.xx/files/doc_financials/2025/ar/2025-Form-xx.xx-K.pdf))
    - Evidence informing base-year allocation inputs; displayed values and growth are calculated: Mobile/client and data-center revenues provide the economic pool for modeled mobile and networking attribution. ([s25.q4cdn.com](https://s25.q4cdn.com/xx.xx/files/doc_financials/2025/ar/2025-Form-xx.xx-K.pdf))
    - Evidence informing base-year allocation inputs; displayed values and growth are calculated: USD xx.xx Automotive and Embedded revenue constrains the modeled consumer-memory tail. ([s25.q4cdn.com](https://s25.q4cdn.com/xx.xx/files/doc_financials/2025/ar/2025-Form-xx.xx-K.pdf))
    - Evidence informing base-year allocation inputs; displayed values and growth are calculated: The embedded business supplies a bounded activity proxy requiring scope, realization and end-use adjustments. ([s25.q4cdn.com](https://s25.q4cdn.com/xx.xx/files/doc_financials/2025/ar/2025-Form-xx.xx-K.pdf))
    - Evidence informing base-year allocation inputs; displayed values and growth are calculated: The embedded business constrains Industrial Electronics memory activity; its equipment conversion is assumed. ([s25.q4cdn.com](https://s25.q4cdn.com/xx.xx/files/doc_financials/2025/ar/2025-Form-xx.xx-K.pdf))
    - Evidence informing base-year allocation inputs; displayed values and growth are calculated: The embedded pool bounds the specialized-memory tail; no separate defense revenue is reported. ([s25.q4cdn.com](https://s25.q4cdn.com/xx.xx/files/doc_financials/2025/ar/2025-Form-xx.xx-K.pdf))

42. Semiconductor Industry Association - 2025 Factbook

· Evidence informing base-year allocation inputs; displayed values and growth are calculated: 2024 PC/Computer semiconductor demand of xx.xx% enters only the scope-adjusted secondary-supplier proxy. ([semiconductors.org](https://www.semiconductors.org/wp-content/uploads/2025/xx.xx/2025-SIA-Factbook-FINAL-xx.xx.pdf))

· Evidence informing base-year allocation inputs; displayed values and growth are calculated: 2024 Communications demand of xx.xx% is adjusted for eligible equipment scope before use. ([semiconductors.org](https://www.semiconductors.org/wp-content/uploads/2025/xx.xx/2025-SIA-Factbook-FINAL-xx.xx.pdf))

· Evidence informing base-year allocation inputs; displayed values and growth are calculated: Consumer semiconductor demand of xx.xx% anchors the adjusted minor-application weights. ([semiconductors.org](https://www.semiconductors.org/wp-content/uploads/2025/xx.xx/2025-SIA-Factbook-FINAL-xx.xx.pdf))

· Evidence informing base-year allocation inputs; displayed values and growth are calculated: Automotive demand of xx.xx% is reduced for non-SoC exposure in the commercial proxy. ([semiconductors.org](https://www.semiconductors.org/wp-content/uploads/2025/xx.xx/2025-SIA-Factbook-FINAL-xx.xx.pdf))

· Evidence informing base-year allocation inputs; displayed values and growth are calculated: Industrial demand of xx.xx% anchors a scope-adjusted weight, not a tester-equipment share. ([semiconductors.org](https://www.semiconductors.org/wp-content/uploads/2025/xx.xx/2025-SIA-Factbook-FINAL-xx.xx.pdf))

· Evidence informing base-year allocation inputs; displayed values and growth are calculated: Government demand of xx.xx%, including military, constrains the specialized end-use proxy. ([semiconductors.org](https://www.semiconductors.org/wp-content/uploads/2025/xx.xx/2025-SIA-Factbook-FINAL-xx.xx.pdf))

43. WSTS - Semiconductor Market Insights, October 2024

· Evidence informing base-year allocation inputs; displayed values and growth are calculated: The detailed Consumer definition includes entertainment products, household white goods and personal wearables, supporting consistent end-use attribution. ([semiconductors.org](https://www.semiconductors.org/wp-content/uploads/2025/xx.xx/WSTS-Presentation-Subscription-Oct2024.pdf))

· Evidence informing forecast-year allocation inputs; displayed values and growth are calculated: The detailed Consumer definition includes entertainment products, household white goods and personal wearables, supporting consistent end-use attribution. ([semiconductors.org](https://www.semiconductors.org/wp-content/uploads/2025/xx.xx/WSTS-Presentation-Subscription-Oct2024.pdf))

· Evidence informing base-year allocation inputs; displayed values and growth are calculated: Industrial includes professional test, control and measuring equipment, distinguishing it from household consumer equipment. ([semiconductors.org](https://www.semiconductors.org/wp-content/uploads/2025/xx.xx/WSTS-Presentation-Subscription-Oct2024.pdf))

· Evidence informing forecast-year allocation inputs; displayed values and growth are calculated: Industrial includes professional test, control and measuring equipment, distinguishing it from household consumer equipment. ([semiconductors.org](https://www.semiconductors.org/wp-content/uploads/2025/xx.xx/WSTS-Presentation-Subscription-Oct2024.pdf))

· Evidence informing base-year allocation inputs; displayed values and growth are calculated: Government is defined as military and aerospace in the detailed end-use illustration, supporting the retained category mapping. ([semiconductors.org](https://www.semiconductors.org/wp-content/uploads/2025/xx.xx/WSTS-Presentation-Subscription-Oct2024.pdf))

· Evidence informing forecast-year allocation inputs; displayed values and growth are calculated: Government is defined as military and aerospace in the detailed end-use illustration, supporting the retained category mapping. ([semiconductors.org](https://www.semiconductors.org/wp-content/uploads/2025/xx.xx/WSTS-Presentation-Subscription-Oct2024.pdf))

44. NXP Semiconductors - Form 10-K for the Year Ended December 31, 2025

· Evidence informing base-year allocation inputs; displayed values and growth are calculated: 2025 Automotive revenue of USD xx.xx, down xx.xx%, qualifies assumptions of immediate equipment-demand acceleration. ([sec.gov](https://www.sec.gov/Archives/edgar/data/xx.xx/xx.xx/nxpi-xx.xx.htm))

· Evidence informing forecast-year allocation inputs; displayed values and growth are calculated: 2025 Automotive revenue of USD xx.xx, down xx.xx%, qualifies assumptions of immediate equipment-demand acceleration. ([sec.gov](https://www.sec.gov/Archives/edgar/data/xx.xx/xx.xx/nxpi-xx.xx.htm))

· Evidence informing base-year allocation inputs; displayed values and growth are calculated: Industrial & IoT revenue of USD xx.xx increased xx.xx%, constraining the near-term recovery assumption rather than measuring tester sales. ([sec.gov](https://www.sec.gov/Archives/edgar/data/xx.xx/xx.xx/nxpi-xx.xx.htm))

· Evidence informing forecast-year allocation inputs; displayed values and growth are calculated: Industrial & IoT revenue of USD xx.xx increased xx.xx%, constraining the near-term recovery assumption rather than measuring tester sales. ([sec.gov](https://www.sec.gov/Archives/edgar/data/xx.xx/xx.xx/nxpi-xx.xx.htm))

45. NXP Semiconductors - Product Longevity
    - Evidence informing forecast-year allocation inputs; displayed values and growth are calculated: Participating products have minimum xx.xx- or xx.xx-year longevity periods; these do not establish tester replacement or support periods.
    ([nxp.com](https://www.nxp.com/products/nxp-product-information/nxp-product-programs/product-longevity%3APRDCT_LONGEVITY_HM))
    - Evidence informing forecast-year allocation inputs; displayed values and growth are calculated: The disclosed longevity condition supports retaining lifecycle uncertainty rather than inferring automatic recurring equipment purchases.
    ([nxp.com](https://www.nxp.com/products/nxp-product-information/nxp-product-programs/product-longevity%3APRDCT_LONGEVITY_HM))
46. DLA ASSIST-QuickSearch - MIL-PRF-38535 Document Details
    - Evidence informing base-year allocation inputs; displayed values and growth are calculated: The official record concerns covered microcircuits and manufacturer qualification, not tester-brand approval or equipment awards; no qualification-derived revenue premium is assumed.
    ([quicksearch.dla.mil](https://quicksearch.dla.mil/qsDocDetails.aspx?ident_number=xx.xx))
    - Evidence informing forecast-year allocation inputs; displayed values and growth are calculated: The official record concerns covered microcircuits and manufacturer qualification, not tester-brand approval or equipment awards; no qualification-derived revenue premium is assumed.
    ([quicksearch.dla.mil](https://quicksearch.dla.mil/qsDocDetails.aspx?ident_number=xx.xx))
47. ASE Technology Holding - Fourth Quarter and Full Year 2025 Financial Results, Form 6-K, February 5, 2026
    - Evidence informing base-year allocation inputs; displayed values and growth are calculated: ASE reports USD xx.xx of 2025 testing-equipment capital expenditure, a monetary purchasing anchor before complete-tester scope deductions.
    - Evidence informing forecast-year allocation inputs; displayed values and growth are calculated: ASE reports USD xx.xx of 2025 testing-equipment capital expenditure, a monetary purchasing anchor before complete-tester scope deductions.
48. ChipMOS - FY2025 and Fourth Quarter 2025 Investor Presentation
    - Evidence informing base-year allocation inputs; displayed values and growth are calculated: The presentation reports TWD xx.xx of 2025 capital expenditure and a xx.xx% testing allocation; currency and complete-tester attribution are modeled bridges.
    - Evidence informing forecast-year allocation inputs; displayed values and growth are calculated: The presentation reports TWD xx.xx of 2025 capital expenditure and a xx.xx% testing allocation; currency and complete-tester attribution are modeled bridges.
49. Alchip - Advanced Testing Services
    - Evidence informing base-year allocation inputs; displayed values and growth are calculated: Alchip identifies an owned V93K hosted at a test house. This supports category and ownership attribution, not annual purchase quantities, prices or the forecast.
    - Evidence informing forecast-year allocation inputs; displayed values and growth are calculated: Alchip identifies an owned V93K hosted at a test house. This supports category and ownership attribution, not annual purchase quantities, prices or the forecast.
50. University of Utah Nanofab - Verigy Tester
    - Evidence informing base-year allocation inputs; displayed values and growth are calculated: The university lists a V93000 SoC platform and access arrangement. This establishes an institutional equipment category, not a 2025 purchase or future procurement.
    - Evidence informing forecast-year allocation inputs; displayed values and growth are calculated: The university lists a V93000 SoC platform and access arrangement. This establishes an institutional equipment category, not a 2025 purchase or future procurement.

51. TEAM A.T.E. - Services

- Evidence informing base-year allocation inputs; displayed values and growth are calculated: The company describes pre-owned purchases and sales across SoC and memory ATE, supporting inclusion of eligible secondary-market purchases. Its undated offering page supplies category evidence, not 2025 transaction value. ([team-ate.com](https://www.team-ate.com/services))
- Evidence informing forecast-year allocation inputs; displayed values and growth are calculated: The company describes pre-owned purchases and sales across SoC and memory ATE, supporting inclusion of eligible secondary-market purchases. Its undated offering page supplies category evidence, not 2025 transaction value. ([team-ate.com](https://www.team-ate.com/services))
- Evidence informing base-year allocation inputs; displayed values and growth are calculated: System rentals, rent-to-own arrangements and leases establish a third-party equipment-access route. The stated field-service limitation qualifies universal availability; neither the offering nor its category list supplies numerical leasing weights. ([team-ate.com](https://www.team-ate.com/services))
- Evidence informing forecast-year allocation inputs; displayed values and growth are calculated: System rentals, rent-to-own arrangements and leases establish a third-party equipment-access route. The stated field-service limitation qualifies universal availability; neither the offering nor its category list supplies numerical leasing weights. ([team-ate.com](https://www.team-ate.com/services))
- Evidence informing base-year allocation inputs; displayed values and growth are calculated: The company distinguishes its representation activities from inventory-based equipment transactions, supporting role-specific classification rather than assigning every represented OEM transaction to resale. ([team-ate.com](https://www.team-ate.com/services))
- Evidence informing forecast-year allocation inputs; displayed values and growth are calculated: The company distinguishes its representation activities from inventory-based equipment transactions, supporting role-specific classification rather than assigning every represented OEM transaction to resale. ([team-ate.com](https://www.team-ate.com/services))
- Evidence informing base-year allocation inputs; displayed values and growth are calculated: Purchasing surplus equipment for inventory, SoC/memory equipment offerings and rental/lease arrangements establish merchant commercial routes. The absence of a worldwide field-service organization qualifies support assumptions but supplies no revenue weight. ([team-ate.com](https://www.team-ate.com/services))
- Evidence informing forecast-year allocation inputs; displayed values and growth are calculated: Purchasing surplus equipment for inventory, SoC/memory equipment offerings and rental/lease arrangements establish merchant commercial routes. The absence of a worldwide field-service organization qualifies support assumptions but supplies no revenue weight. ([team-ate.com](https://www.team-ate.com/services))

52. Advantest Pre-Owned Solutions - Business

- Evidence informing base-year allocation inputs; displayed values and growth are calculated: The OEM's pre-owned business includes equipment resale, license switching, installation and maintenance support. This supports the purchase boundary beyond new equipment, without establishing resale revenue or a future share. ([advantest.com](https://www.advantest.com/en/customer-services/apo/business/))
- Evidence informing forecast-year allocation inputs; displayed values and growth are calculated: The OEM's pre-owned business includes equipment resale, license switching, installation and maintenance support. This supports the purchase boundary beyond new equipment, without establishing resale revenue or a future share. ([advantest.com](https://www.advantest.com/en/customer-services/apo/business/))
- Evidence informing base-year allocation inputs; displayed values and growth are calculated: OEM-managed pre-owned transactions include license switching, installation and maintenance, supporting direct classification when the consolidated manufacturer is the seller regardless of equipment age. ([advantest.com](https://www.advantest.com/en/customer-services/apo/business/))
- Evidence informing forecast-year allocation inputs; displayed values and growth are calculated: OEM-managed pre-owned transactions include license switching, installation and maintenance, supporting direct classification when the consolidated manufacturer is the seller regardless of equipment age. ([advantest.com](https://www.advantest.com/en/customer-services/apo/business/))
- Evidence informing base-year allocation inputs; displayed values and growth are calculated: The OEM-managed resale alternative qualifies an assumption that all pre-owned equipment passes through independent resellers and provides a commercial counterforce to merchant growth, without measuring its magnitude. ([advantest.com](https://www.advantest.com/en/customer-services/apo/business/))
- Evidence informing forecast-year allocation inputs; displayed values and growth are calculated: The OEM-managed resale alternative qualifies an assumption that all pre-owned equipment passes through independent resellers and provides a commercial counterforce to merchant growth, without measuring its magnitude. ([advantest.com](https://www.advantest.com/en/customer-services/apo/business/))

53. IFRS Foundation - IFRIC Update March 2023: Definition of a Lease-Substitution Rights

- Evidence informing base-year allocation inputs; displayed values and growth are calculated: The identified-asset, control and substantive-substitution criteria support distinguishing equipment leasing from outsourced testing services. This is a classification premise for both anchors, not evidence of market prevalence. ([ifrs.org](https://www.ifrs.org/news-and-events/updates/ifric/2023/ifric-update-march-2023/))
- Evidence informing forecast-year allocation inputs; displayed values and growth are calculated: The identified-asset, control and substantive-substitution criteria support distinguishing equipment leasing from outsourced testing services. This is a classification premise for both anchors, not evidence of market prevalence. ([ifrs.org](https://www.ifrs.org/news-and-events/updates/ifric/2023/ifric-update-march-2023/))

54. Spirox Corporation - 2025 Annual Report

- Evidence informing base-year allocation inputs; displayed values and growth are calculated: Consolidated revenue decreased from NTD xx.xx in 2024 to NTD xx.xx in 2025, providing a mixed-product intermediary countercheck to uniform channel growth rather than a global allocation weight. ([file.spirox.com.tw](https://file.spirox.com.tw/Annual%20Reports/2025/xx.xx%E5%B9%B4%E5%BA%A6%E5%B9%B4%E5%A0%B1%xx.xx%E8%8B%B1%E6%xx.xx%xx.xx%xx.xx.pdf))
- Evidence informing forecast-year allocation inputs; displayed values and growth are calculated: Consolidated revenue decreased from NTD xx.xx in 2024 to NTD xx.xx in 2025, providing a mixed-product intermediary countercheck to uniform channel growth rather than a global allocation weight. ([file.spirox.com.tw](https://file.spirox.com.tw/Annual%20Reports/2025/xx.xx%E5%B9%B4%E5%BA%A6%E5%B9%B4%E5%A0%B1%xx.xx%E8%8B%B1%E6%xx.xx%xx.xx%xx.xx.pdf))
- Evidence informing base-year allocation inputs; displayed values and growth are calculated: Semiconductor-equipment revenue was NTD xx.xx in 2025, separately from service and maintenance. Agency/distribution, own products and adjacent equipment prevent attributing the full amount to merchant SoC/memory tester sales. ([file.spirox.com.tw](https://file.spirox.com.tw/Annual%20Reports/2025/xx.xx%E5%B9%B4%E5%BA%A6%E5%B9%B4%E5%A0%B1%xx.xx%E8%8B%B1%E6%xx.xx%xx.xx%xx.xx.pdf))
- Evidence informing forecast-year allocation inputs; displayed values and growth are calculated: Semiconductor-equipment revenue was NTD xx.xx in 2025, separately from service and maintenance. Agency/distribution, own products and adjacent equipment prevent attributing the full amount to merchant SoC/memory tester sales. ([file.spirox.com.tw](https://file.spirox.com.tw/Annual%20Reports/2025/xx.xx%E5%B9%B4%E5%BA%A6%E5%B9%B4%E5%A0%B1%xx.xx%E8%8B%B1%E6%xx.xx%xx.xx%xx.xx.pdf))

55. KYEC (2449) - Q4 2025 Investor Update

- Evidence informing base-year allocation inputs; displayed values and growth are calculated: KYEC reports 2025 wafer-probe revenue at xx.xx%; this is a buyer-activity input requiring the disclosed equipment-value and coverage corrections, not a directly observed tester share.
- Evidence informing forecast-year allocation inputs; displayed values and growth are calculated: KYEC reports 2025 wafer-probe revenue at xx.xx%; this is a buyer-activity input requiring the disclosed equipment-value and coverage corrections, not a directly observed tester share.
- Evidence informing base-year allocation inputs; displayed values and growth are calculated: Reported final-test revenue of xx.xx% supplies the conventional package-test proxy before the assumed exclusion of adjacent activity.
- Evidence informing forecast-year allocation inputs; displayed values and growth are calculated: Reported final-test revenue of xx.xx% supplies the conventional package-test proxy before the assumed exclusion of adjacent activity.
- Evidence informing base-year allocation inputs; displayed values and growth are calculated: The company's xx.xx% data-processing application mix anchors the modeled addressable advanced-SoC purchasing cohort; it does not measure bare-die equipment sales.
- Evidence informing forecast-year allocation inputs; displayed values and growth are calculated: The company's xx.xx% data-processing application mix anchors the modeled addressable advanced-SoC purchasing cohort; it does not measure bare-die equipment sales.
- Evidence informing base-year allocation inputs; displayed values and growth are calculated: The same application-mix input constrains the intermediate-assembly cohort; reported capital expenditure is a broad spending cross-check, not insertion-specific equipment revenue.
- Evidence informing forecast-year allocation inputs; displayed values and growth are calculated: The same application-mix input constrains the intermediate-assembly cohort; reported capital expenditure is a broad spending cross-check, not insertion-specific equipment revenue.

56. Advantest to Showcase Latest Test Solutions at SEMICON Southeast Asia 2025, May 20-22
    - Evidence informing base-year allocation inputs; displayed values and growth are calculated: The May xx.xx 2025 announcement identifies a die-level handler linked with a tester for singulated dies, establishing a base-year commercial offering but not its delivered equipment receipts.
    - Evidence informing forecast-year allocation inputs; displayed values and growth are calculated: The May xx.xx 2025 announcement identifies a die-level handler linked with a tester for singulated dies, establishing a base-year commercial offering but not its delivered equipment receipts.
    - Evidence informing base-year allocation inputs; displayed values and growth are calculated: The same dated offering includes partially assembled dies. Only attributable tester receipts, not the handler value, enter the allocation model.
    - Evidence informing forecast-year allocation inputs; displayed values and growth are calculated: The same dated offering includes partially assembled dies. Only attributable tester receipts, not the handler value, enter the allocation model.
57. Teradyne - Second-Quarter 2025 Earnings Call Prepared Remarks, July 30, 2025
    - Evidence informing base-year allocation inputs; displayed values and growth are calculated: July xx.xx 2025 prepared remarks report an HBM4 post-stack win and state that the new insertion was not pervasive, qualifying the assumed intermediate-assembly uptake.
    - Evidence informing forecast-year allocation inputs; displayed values and growth are calculated: July xx.xx 2025 prepared remarks report an HBM4 post-stack win and state that the new insertion was not pervasive, qualifying the assumed intermediate-assembly uptake.
    - Evidence informing base-year allocation inputs; displayed values and growth are calculated: The remarks distinguish new system purchases from upgrades of existing capacity. This supports retaining reuse and incremental-receipt adjustments rather than equating every new deployment opportunity with a full new tester.
    - Evidence informing forecast-year allocation inputs; displayed values and growth are calculated: The remarks distinguish new system purchases from upgrades of existing capacity. This supports retaining reuse and incremental-receipt adjustments rather than equating every new deployment opportunity with a full new tester.
58. Teradyne Introduces Integrated Test Solution for AI and Data Center Devices in Collaboration with Tokyo Electron
    - Evidence informing forecast-year allocation inputs; displayed values and growth are calculated: The June xx.xx 2026 coordinated singulated-device offering supports commercial availability relevant to the forecast; it does not establish 2025 sales or the modeled 2032 penetration.
    - Evidence informing forecast-year allocation inputs; displayed values and growth are calculated: The offering references multiple advanced-packaging points, but this is not evidence that an individual delivery has accepted multi-insertion coverage.
59. Amkor Technology - IC Semiconductor Test Services
    - Evidence informing base-year allocation inputs; displayed values and growth are calculated: The company's service description separates wafer probe, testing between assembly steps and final testing, supporting the insertion mapping rather than a sales weight or complete-tester purchase requirement.
    - Evidence informing forecast-year allocation inputs; displayed values and growth are calculated: The company's service description separates wafer probe, testing between assembly steps and final testing, supporting the insertion mapping rather than a sales weight or complete-tester purchase requirement.

16. SoC & Memory Semiconductor Tester Market, by Group

Americas-wide procurement can centralize account management while retaining separate project commitments. ■■■■■■■ ■■■■■■■ ■■■■■■■■■■■ ■■■ ■■■■■■■■ ■■■■■■ ■■■■■■■ ■■■■■■■ ■■■■■■■ ■■■■■■■■■ ■■■■■■■■ ■■■■■■■■■■ ■■■■■■■■■ A regional framework should therefore release equipment obligations against the relevant country's buyer approval and project milestones, rather than assume that support for one investment establishes eligibility for another.

Europe, Middle East & Africa is a useful commercial management territory, but its access conditions require separate schedules. ■■■■■■■ ■■■ ■■■■■■■■ ■■■■■■ ■■■■■■■■■■ ■■■■■■■■■■■■■■■■■■ ■■■ ■■■ ■■■■■■■■ ■ ■■■■■■ ■■■■■■■■■■■■■■■■■■ ■■■■■■■■■■ ■■■■■■ ■■■■■■ ■■■■■■■■■■■■■■ ■■■■■■■■■■ ■■■■■■■■■ An EMEA agreement can consolidate counterparties while still naming the responsible importer and applicable conditions for each destination.

ASEAN offers a regional trade-information framework without replacing national import requirements. Its trade repository directs businesses to country-level tariffs, origin rules, non-tariff measures, and documentation. ■■■ ■■■■■■ ■■■■■■■■■ ■■■■■■■■■ ■■■■■■■■■ ■■■■■ ■■ ■■■■■■■■■ ■■■ ■■■■■■■■■■■■ ■■■ ■■■■■■■■■■ ■■■■■■ ■■■■■■ ■■■■■■■■■ ■■■■ ■■■■■■■■■■■■ ■■ ■■■■ ■■■■■■■■■ ■■■■■■ ■■■■■■■ ■■ ■ ■■■■■■■■ ■■■■■■■■■ ■■■■■■■■■■■■ ■■■■■■■ ■■■■■■■■■ ■■■■■■■■■■ ■■ ■■■■■ ■■■■■■■■■ ■■■■ ■■■■■■■■■■■■ ■■■■■■■■■ ■■■■■■■■ ■■■■■■■■■■■■ ■■■■■■■■■ ■■■ ■■ ■■■ ■■■■■■■■■ ■■■■■■■■■■■■ ■■■■■■■■■■ ■■ ■■■■■■■■■■■■■ ■■■■■■■■

GCC procurement benefits from a common procedural reference, not an assumption of unconditional release. The GCC's 2015 first-point-of-entry guide requires commercial importer identification and applicable approvals for restricted goods. ■■■ ■■■■■■■■■■■ ■■■■■■■■■ ■■■■■ ■■■■■■ ■■■ ■■■ ■■■■■■ ■■■■ ■■■■■■■■■ ■ ■■■■■■■■■■■■ ■■■■■■■■■ ■■■■■■■■■■■ ■■ ■■■■■■■■■■ ■■■■ ■■■■■ ■■■ ■■■■■■■■■■■ ■■■■■■■ ■■■■■■■ ■■■ ■■■■■■■■■■■■ ■■■■■■■■ ■■■ ■■■ ■■■■■■■■■■■ ■■■■■■■■■ ■■■■■■■■■■■■■ ■■■■■■■■ ■■■■■■■■ ■■■■■■■■■■■■ ■■■ ■■■■■■■■ ■■■■■■■■ ■■■■■■■■■■■■■■ ■■■■■ ■■■■ ■■■■■■■■ ■■ ■■■■■■■■■■

■■■■■■■■■■■ ■■■■■■■■ ■ ■■■■■■■■ ■■■■■■■■■■■■■■ ■■■■■■■■■■■■ ■■■■■■■■■■■ ■■■■■■■■■■■■ ■■ ■■■ ■■■■■■■■■■■■■ ■■■■■■■ ■■■■■■ ■■■■■■■■ ■■■■■■■■■ ■■■■■ ■■■■■■■■■ ■■■■ ■■■■■ ■■■■■■■■■■■ ■■ ■■■■■■■■■■ ■■■■■■ ■■■ ■■■■ ■■■■■■■■■ ■■■■■■■■■■■■■■■■■■■■ ■■■■■■■■■■■■■■ A distributor serving Australia and New Zealand should verify the relevant origin and product conditions rather than promise preferential treatment merely because equipment is stocked on one side of the Tasman. A combined service agreement remains a separate commercial commitment.

Nordic planning should distinguish shared internal-market participation from customs treatment. ■■■■■■■■ ■■■■■■■■■■ ■■■■■■■■ ■■■■■ ■■■ ■■■ ■■■■■■■ ■■■■■■■■■■■■■■■ ■■■■■ ■■ ■■■■■■■ ■■■ ■■■■■■■ ■■■ ■■■■ ■■■ ■■■■■■■ ■■■ ■■ ■■■■■■■ ■■■■■ ■■ ■■■■■■■ ■■■■■ ■■■■■■■ ■ ■■■■■■■■ ■■■■■■■■■■■■ ■■■■■■■■■ ■■ ■■■■■■■■■■■ ■■■■■■■ ■■■■■■■ ■■■■■■■ ■■■ ■■■■■■■

[redacted] Centralized support may simplify account administration without removing that distinction.

European Union procurement can use common conformity responsibilities for covered products. [redacted] This can standardize part of procurement, but does not establish uniform site service or make every configuration in a tester family equivalent.

BRICS provides an industrial-cooperation framework rather than a demonstrated common tester-purchasing entitlement. The September 2026 New Delhi Declaration describes industrial-competency initiatives and cooperation respecting national priorities. [redacted]

G7 coordination has a different emphasis: the 2024 Apulia communiqué welcomed a semiconductor point-of-contact group to address industry issues. [redacted] Commercial commitments should remain tied to the resulting national requirements and the actual buyer's acceptance rather than presumed alignment among members.

[redacted] A tester supplier targeting Aerospace and Defense should first identify the actual purchasing body and a relevant requirement before committing to bid preparation or security-related expenditure. Registration can support access to opportunities; it does not establish an award or replace the solicitation's requirements.

[redacted] The same customer relationship can appear in European Union, Nordic, G7, or NATO analysis, while Americas and Europe, Middle East & Africa overlap their constituent regional views. Group membership should explain access or coordination conditions, not create separate equipment opportunities for the same deployment.

Figure 27. Global SoC & Memory Semiconductor Tester Market Size, by Group, 2025 vs 2026 vs 2032

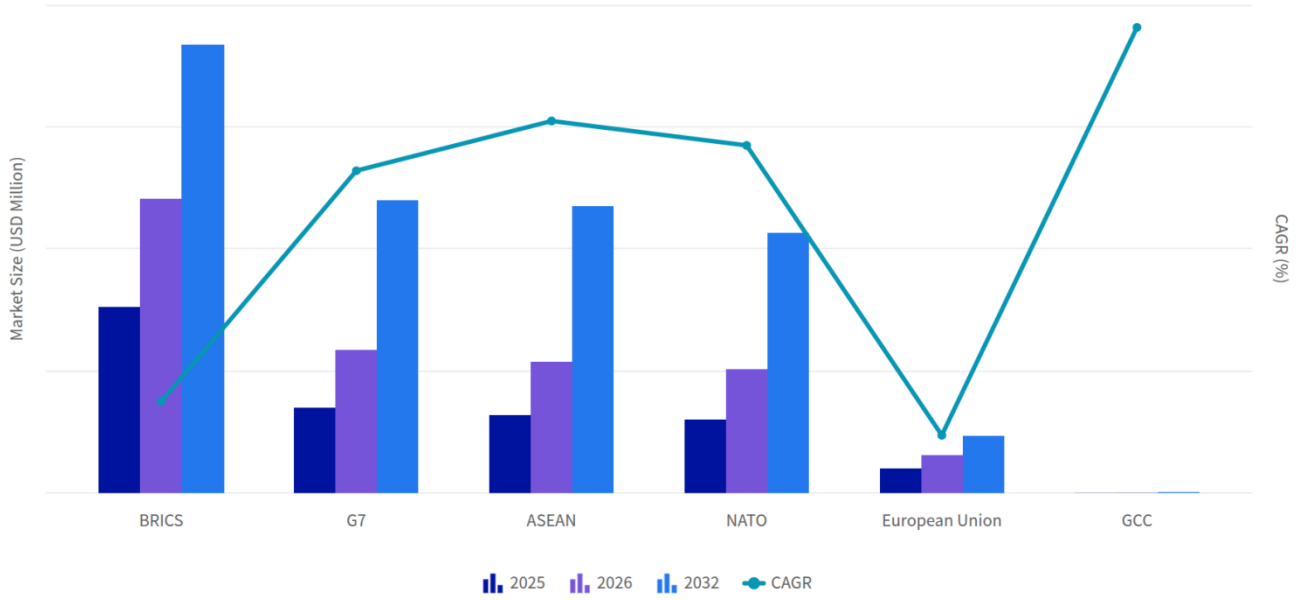

Table 191. Global SoC & Memory Semiconductor Tester Market Size, by Group, 2017-2040 (USD Million)

Group	2017	2024	2025	2026	2027	2032	2040	CAGR (%)
ASEAN	xx.xx	xx.xx	xx.xx	xx.xx	xx.xx	xx.xx	xx.xx	xx.xx
BRICS	xx.xx	xx.xx	xx.xx	xx.xx	xx.xx	xx.xx	xx.xx	xx.xx
European Union	xx.xx	xx.xx	xx.xx	xx.xx	xx.xx	xx.xx	xx.xx	xx.xx
G7	xx.xx	xx.xx	xx.xx	xx.xx	xx.xx	xx.xx	xx.xx	xx.xx
GCC	xx.xx	xx.xx	xx.xx	xx.xx	xx.xx	xx.xx	xx.xx	xx.xx
NATO	xx.xx	xx.xx	xx.xx	xx.xx	xx.xx	xx.xx	xx.xx	xx.xx

Sources & Evidence

1. Amkor Technology, Inc. Form 10-K for the Year Ended December 31, 2025

   · Amkor identifies operations in Malaysia, the Philippines, and Singapore, providing a concrete multi-country customer setting for ASEAN coordination.
   ([sec.gov](https://www.sec.gov/Archives/edgar/data/xx.xx/xx.xx/amkr-xx.xx.htm))

   · Evidence informing the 2025 market-value input; displayed series and growth include calculations: Amkor reports 2025 capital expenditures of USD xx.xx versus USD xx.xx in 2024, covering packaging, testing and facilities. The amount is a buyer-spending constraint, not tester-only spending.
   ([sec.gov](https://www.sec.gov/Archives/edgar/data/xx.xx/xx.xx/amkr-xx.xx.htm))

   · Evidence informing the 2026 market-value input; displayed series and growth include calculations: The filing's USD xx.xx-xx.xx 2026 capital-expenditure expectation is primarily increased by Arizona construction. It cannot be treated as an equivalent tester award or annual tester-market increment.
   ([sec.gov](https://www.sec.gov/Archives/edgar/data/xx.xx/xx.xx/amkr-xx.xx.htm))

   · Evidence informing the 2028 market-value input; displayed series and growth include calculations: Standardized tester investment, customer-consigned equipment and equipment-redeployment risks qualify the conversion from announced capacity projects to incremental tester purchases. No project investment is added directly to the 2028 forecast.
   ([sec.gov](https://www.sec.gov/Archives/edgar/data/xx.xx/xx.xx/amkr-xx.xx.htm))

   · Evidence informing the 2029 market-value input; displayed series and growth include calculations: The buyer's broad spending and commitment disclosures support retaining procurement-conversion and reuse uncertainty rather than equating project completion with tester sales.
   ([sec.gov](https://www.sec.gov/Archives/edgar/data/xx.xx/xx.xx/amkr-xx.xx.htm))

2. CE marking - European Commission

   · European Commission guidance assigns conformity assessment and declaration responsibilities to manufacturers and compliance responsibilities to importers and distributors for covered EEA products.
   ([single-market-economy.ec.europa.eu](https://single-market-economy.ec.europa.eu/single-market/goods/ce-marking_en))

3. Amkor Technology Announces Phase 2 of Arizona Advanced Packaging and Test Campus; Expands Investment to $12 Billion

   · The Arizona announcement concerns a specific United States project, supporting project-specific rather than Americas-wide commitment assumptions.
   ([ir.amkor.com](https://ir.amkor.com/news-releases/news-release-details/amkor-technology-announces-phase-xx.xx-arizona-advanced-packaging))

4. Complexo Eletroeletrônico e de Semicondutores - Ministério do Desenvolvimento, Indústria, Comércio e Serviços

   · Brasil Semicon is a national program; the overview does not establish eligibility for investments elsewhere in the Americas.
   ([gov.br](https://www.gov.br/mdic/pt-br/composicao/sdic/dial/complexo-eletroeletronico-e-de-semicondutores))

5. Frequently Asked Questions - Import Control - International Trade Administration Commission

   · South Africa's used-goods treatment illustrates a national import condition within EMEA.
   ([itac.org.za](https://itac.org.za/import-control/faqs/))

6. GCC Unified Guide for Customs Procedures at First Points of Entry

   · The GCC's 2015 first-point-of-entry guide requires commercial importer identification and competent-authority approvals for restricted goods; it does not classify a particular tester.
   ([gcc-sg.org](https://gcc-sg.org/en/MediaCenter/DigitalLibrary/Documents/xx.xx.pdf))

7. NTR - ASEAN Member States' National Trade Repositories

   · The ASEAN Trade Repository directs traders to national information covering tariffs, origin, non-tariff measures, procedures, and documentation; this supports endpoint-specific diligence.
   ([atr.asean.org](https://atr.asean.org/read/national-trade-repositories-asean-member-countries/xx.xx))

8. Australia-New Zealand Closer Economic Relations Trade Agreement

· Australia's official ANZCERTA overview ties goods preferences to qualifying origin and describes mutual-recognition arrangements; stock location alone does not establish those conditions. ([dfat.gov.au](https://www.dfat.gov.au/trade/agreements/in-force/anzcerta/australia-new-zealand-closer-economic-relations-trade-agreement))

9. The EEA Agreement - Norway and the EU

· Norway's government explains that the EEA extends internal-market participation to Norway and Iceland but excludes the EU customs union and common trade policy. ([norway.no](https://www.norway.no/en/missions/eu/areas-of-cooperation/the-eea-agreement/))

10. BRICS New Delhi Declaration: Building for Resilience, Innovation, Cooperation and Sustainability

· The September xx.xx 2026 New Delhi Declaration describes industrial-competency initiatives and cooperation respecting national priorities; it is not transaction-specific tester authorization. ([eoiriyadh.gov.in](https://www.eoiriyadh.gov.in/section/news/brics-new-delhi-declaration-building-for-resilience-innovation-cooperation-and-sustainability/))

11. Apulia G7 Leaders' Communiqué

· The 2024 Apulia communiqué welcomes a semiconductor G7 point-of-contact group for coordination on industry issues; it does not establish customer qualification. ([consilium.europa.eu](https://www.consilium.europa.eu/media/fttjqncg/apulia-g7-leaders-communique.pdf))

12. Navigating NATO procurement - GOV.UK

· UK guidance updated January xx.xx 2026 describes decentralized NATO procurement and the NSPA Source File as a supplier invitation channel, supporting procuring-body-specific access analysis. ([gov.uk](https://www.gov.uk/government/publications/navigating-nato-procurement/navigating-nato-procurement))

13. Advantest - FY2024 Consolidated Financial Results Presentation, April 25, 2025

· Evidence informing the 2023 market-value input; displayed series and growth include calculations: Quarterly product-revenue disclosures support calendar-2023 totals of JPY xx.xx for SoC testers and JPY xx.xx for memory testers, before modeled scope adjustments. ([advantest.com](https://www.advantest.com/document/en/investors/ir-library/result/JE_BIZ_250425_slide.pdf))

· Evidence informing the 2024 market-value input; displayed series and growth include calculations: Quarterly product-revenue disclosures support calendar-2024 totals of JPY xx.xx for SoC testers and JPY xx.xx for memory testers; handling, services and system-level testing are disclosed separately. ([advantest.com](https://www.advantest.com/document/en/investors/ir-library/result/JE_BIZ_250425_slide.pdf))

14. Advantest - FY2025 Third Quarter Financial Results Presentation, January 28, 2026

· Evidence informing the 2025 market-value input; displayed series and growth include calculations: The disclosed January-March 2025 quarter and April-December 2025 quarters produce calendar-2025 SoC tester revenue of JPY xx.xx and memory tester revenue of JPY xx.xx. These are supplier revenues, not a published global market total. ([advantest.com](https://www.advantest.com/document/en/investors/ir-library/result/JE_BIZ_260128_slide.pdf))

15. Advantest - FY2026 First Quarter Financial Results Presentation, July 29, 2026

· Evidence informing the 2026 market-value input; displayed series and growth include calculations: The presentation reports January-March 2026 SoC/memory revenues of JPY xx.xx/xx.xx and April-June revenues of JPY xx.xx/xx.xx. July guidance forecasts fiscal-2026 SoC/memory revenues of JPY xx.xx/xx.xx and supplies the fiscal-to-calendar bridge. Guidance is not realized revenue. ([advantest.com](https://www.advantest.com/document/en/investors/ir-library/result/JE_BIZ_260729_slide.pdf))

· Evidence informing the 2040 market-value input; displayed series and growth include calculations: Current equipment revenue and company-specific capacity plans constrain the forecast starting point, not the assumed long-run growth rate or the 2040 result. ([advantest.com](https://www.advantest.com/document/en/investors/ir-library/result/JE_BIZ_260729_slide.pdf))

16. Teradyne, Inc. - Form 10-K for the Year Ended December 31, 2025
    - Evidence informing the 2023 market-value input; displayed series and growth include calculations: The revenue-disaggregation table reports 2023 point-in-time SoC revenue of USD xx.xx and memory revenue of USD xx.xx. Replacement parts require a further modeled deduction. ([investors.teradyne.com](https://investors.teradyne.com/sec-filings/all-sec-filings/content/xx.xx-xx.xx-xx.xx/xx.xx-xx.xx-xx.xx.pdf))
    - Evidence informing the 2024 market-value input; displayed series and growth include calculations: The filing reports 2024 point-in-time SoC revenue of USD xx.xx and memory revenue of USD xx.xx separately from over-time revenue and IST. ([investors.teradyne.com](https://investors.teradyne.com/sec-filings/all-sec-filings/content/xx.xx-xx.xx-xx.xx/xx.xx-xx.xx-xx.xx.pdf))
    - Evidence informing the 2025 market-value input; displayed series and growth include calculations: The filing reports 2025 point-in-time SoC revenue of USD xx.xx and memory revenue of USD xx.xx. Point-in-time recognition includes products and replacement parts and is therefore an equipment proxy rather than an exact complete-system subtotal. ([investors.teradyne.com](https://investors.teradyne.com/sec-filings/all-sec-filings/content/xx.xx-xx.xx-xx.xx/xx.xx-xx.xx-xx.xx.pdf))
17. Teradyne, Inc. - Form 10-Q for the Quarterly Period Ended June 28, 2026
    - Evidence informing the 2026 market-value input; displayed series and growth include calculations: First-half 2026 point-in-time revenue was USD xx.xx for SoC and USD xx.xx for memory. Comparable first-half 2025 amounts were USD xx.xx and USD xx.xx independently establishing strong realized growth before the modeled second half. ([investors.teradyne.com](https://investors.teradyne.com/sec-filings/all-sec-filings/content/xx.xx-xx.xx-xx.xx/xx.xx-xx.xx-xx.xx.pdf))
18. Cohu, Inc. - Form 10-K for the Fiscal Year Ended December 27, 2025
    - Evidence informing the 2023 market-value input; displayed series and growth include calculations: Cohu reports 2023 systems-semiconductor test and inspection revenue of USD xx.xx. Only an assumed complete-tester and eligible-device portion enters this market. ([sec.gov](https://www.sec.gov/Archives/edgar/data/xx.xx/xx.xx/cohu20251227_10k.htm))
    - Evidence informing the 2024 market-value input; displayed series and growth include calculations: Cohu reports 2024 systems-semiconductor test and inspection revenue of USD xx.xx separately from non-systems revenue. ([sec.gov](https://www.sec.gov/Archives/edgar/data/xx.xx/xx.xx/cohu20251227_10k.htm))
    - Evidence informing the 2025 market-value input; displayed series and growth include calculations: Cohu reports 2025 systems-semiconductor test and inspection revenue of USD xx.xx. Automation, inspection, interfaces and recurring services prevent attribution of the whole company to SoC testers. ([sec.gov](https://www.sec.gov/Archives/edgar/data/xx.xx/xx.xx/cohu20251227_10k.htm))
19. Hangzhou Changchuan Technology Co., Ltd. - 2025 Annual Report
    - Evidence informing the 2024 market-value input; displayed series and growth include calculations: The product table reports 2024 tester revenue of CNY xx.xx, distinct from handlers and other products. Its SoC-eligible portion remains modeled. ([static.cninfo.com.cn](https://static.cninfo.com.cn/finalpage/2026-xx.xx-xx.xx/xx.xx.PDF))
    - Evidence informing the 2025 market-value input; displayed series and growth include calculations: The product table reports 2025 tester revenue of CNY xx.xx. The filing's broader analog and digital portfolio requires a scope adjustment rather than inclusion of all tester revenue. ([static.cninfo.com.cn](https://static.cninfo.com.cn/finalpage/2026-xx.xx-xx.xx/xx.xx.PDF))

20. YC Corporation - Business Report for the Year Ended December 31, 2025
    - Evidence informing the 2023 market-value input; displayed series and growth include calculations: The sales table reports KRW xx.xx for the 2023 memory-wafer-tester, semiconductor-equipment, parts, modification and related category. Complete-equipment attribution requires a deduction. ([kind.krx.co.kr](https://kind.krx.co.kr/external/2026/xx.xx/xx.xx/xx.xx/xx.xx/xx.xx.htm))
    - Evidence informing the 2024 market-value input; displayed series and growth include calculations: The comparable 2024 category revenue is KRW xx.xx, not an independently isolated complete-tester total. ([kind.krx.co.kr](https://kind.krx.co.kr/external/2026/xx.xx/xx.xx/xx.xx/xx.xx/xx.xx.htm))
    - Evidence informing the 2025 market-value input; displayed series and growth include calculations: The comparable 2025 category revenue is KRW xx.xx. Parts, modifications and other equipment remain a material scope uncertainty. ([kind.krx.co.kr](https://kind.krx.co.kr/external/2026/xx.xx/xx.xx/xx.xx/xx.xx/xx.xx.htm))
21. Chroma ESG - About Chroma: 2025 Group Financial and Operating Profile
    - Evidence informing the 2025 market-value input; displayed series and growth include calculations: Chroma's own disclosure states 2025 group consolidated revenue of USD xx.xx. This broad corporate amount constrains, but does not directly measure, its eligible complete-SoC-tester revenue. ([csr.chromaate.com](https://csr.chromaate.com/en/esg-en/green-chroma-en/brand-en))
22. Chroma ESG - Green Revenue and Financial Performance, 2025
    - Evidence informing the 2024 market-value input; displayed series and growth include calculations: Chroma reports 2025 consolidated revenue growth of xx.xx%. The model uses this company growth rate to backcast its small 2024 scoped revenue budget at a constant conversion basis, not as an observed 2024 tester subtotal. ([csr.chromaate.com](https://csr.chromaate.com/en/esg-en/green-chroma-en/green-revenue-en))
    - Evidence informing the 2025 market-value input; displayed series and growth include calculations: The disclosure distinguishes broad measurement products and SLT demand, reinforcing the need to exclude unrelated corporate revenue from the SoC/memory tester estimate. ([csr.chromaate.com](https://csr.chromaate.com/en/esg-en/green-chroma-en/green-revenue-en))
23. Federal Reserve Board - Foreign Exchange Rates, G.5A, January 5, 2026
    - Evidence informing the 2023 market-value input; displayed series and growth include calculations: The official annual-average exchange-rate release supplies the currency-conversion benchmark; the model uses JPY xx.xx per USD for its large calendar-2023 Japanese revenue anchor and an explicitly rounded KRW conversion for the smaller Korean budget. ([fred.stlouisfed.org](https://fred.stlouisfed.org/series/AEXJPUS/))
    - Evidence informing the 2024 market-value input; displayed series and growth include calculations: The model uses JPY xx.xx per USD for calendar 2024; small CNY and KRW budgets use disclosed approximate conversion assumptions close to the official annual averages. ([fred.stlouisfed.org](https://fred.stlouisfed.org/series/AEXJPUS/))
    - Evidence informing the 2025 market-value input; displayed series and growth include calculations: The model uses JPY xx.xx per USD for calendar 2025. CNY xx.xx and KRW xx.xx per USD are rounded modeling conventions, not the release's exact observations. ([fred.stlouisfed.org](https://fred.stlouisfed.org/series/AEXJPUS/))
24. SEMI - 2018 Global Semiconductor Equipment Sales Jump to Record USD 64.5 Billion
    - Evidence informing the 2017 market-value input; displayed series and growth include calculations: The association's member-billings release reports xx.xx% growth in total test equipment sales in 2018. Its inverse supplies the 2017 historical proxy; it is not a direct observation of the narrower captured market. ([www1.semi.org](https://www1.semi.org/en/2018-global-semiconductor-equipment-sales-jump-record-xx.xx-billion))
    - Evidence informing the 2018 market-value input; displayed series and growth include calculations: The release reports approximately USD xx.xx of total semiconductor-equipment sales in 2018, used only with the 2019 equipment total as a disclosed broad-cycle proxy. ([www1.semi.org](https://www1.semi.org/en/2018-global-semiconductor-equipment-sales-jump-record-xx.xx-billion))

25. SEMI - 2020 Global Semiconductor Equipment Sales Surge 19% to Industry Record USD 71.2 Billion
    · Evidence informing the 2018 market-value input; displayed series and growth include calculations: The release reports 2019 total equipment billings of USD xx.xx. Relative to the published approximate 2018 total, this supplies a broad-equipment downturn proxy, not an observed SoC/memory tester growth rate. ([semi.org](https://www.semi.org/en/news-media-press/semi-press-releases/annual-global-semiconductor-equipment-sales))
    · Evidence informing the 2019 market-value input; displayed series and growth include calculations: Reported 2020 total-test-equipment growth of xx.xx% supplies the inverse bridge into 2019. ([semi.org](https://www.semi.org/en/news-media-press/semi-press-releases/annual-global-semiconductor-equipment-sales))
    · Evidence informing the 2020 market-value input; displayed series and growth include calculations: The association's member-submitted billings dataset reports xx.xx% total-test-equipment growth in 2020, used as a historical demand-cycle proxy. ([semi.org](https://www.semi.org/en/news-media-press/semi-press-releases/annual-global-semiconductor-equipment-sales))
26. SEMI - 2021 Global Semiconductor Equipment Sales Surge 44% to Industry Record USD 102.6 Billion
    · Evidence informing the 2020 market-value input; displayed series and growth include calculations: Reported total-test-equipment sales growth of xx.xx% in 2021 supports the inverse bridge from the 2021 estimate to 2020. ([semi.org](https://www.semi.org/en/news-media-press-releases/semi-press-releases/2021-global-semiconductor-equipment-sales-surge-xx.xx%xx.xx-to-industry-record-%xx.xx-billion-semi-reports))
    · Evidence informing the 2021 market-value input; displayed series and growth include calculations: The xx.xx% test-equipment increase is a member-billings observation for a broader equipment class, not the final market value returned here. ([semi.org](https://www.semi.org/en/news-media-press-releases/semi-press-releases/2021-global-semiconductor-equipment-sales-surge-xx.xx%xx.xx-to-industry-record-%xx.xx-billion-semi-reports))
27. SEMI - Global Semiconductor Equipment Billings Reach Industry Record USD 107.6 Billion in 2022
    · Evidence informing the 2021 market-value input; displayed series and growth include calculations: The release reports a xx.xx% contraction in total-test-equipment billings in 2022, supporting the inverse historical bridge into 2021. ([semi.org](https://www.semi.org/en/news-media-press-releases/semi-press-releases/global-semiconductor-equipment-billings-reach-industry-record-%xx.xx-billion-in-2022-semi-reports))
28. SEMI - Global Semiconductor Equipment Billings Slip to USD 106.3 Billion in 2023
    · Evidence informing the 2023 market-value input; displayed series and growth include calculations: The xx.xx% broader test-equipment decline supplies a historical-cycle constraint and one small-supplier backcast assumption, not the target-market level. ([semi.org](https://www.semi.org/en/news-media-press-releases/semi-press-releases/global-semiconductor-equipment-billings-slip-to-%xx.xx-billion-in-2023-semi-reports))
29. SEMI - Global Semiconductor Equipment Billings Surged to USD 117 Billion in 2024
    · Evidence informing the 2024 market-value input; displayed series and growth include calculations: Realized total-test-equipment billings increased xx.xx% in 2024. This independently checks the direction and approximate magnitude of the modeled target-market recovery without substituting the broader category for this market. ([semi.org](https://www.semi.org/en/semi-press-release/global-semiconductor-equipment-billings-surged-to-xx.xx-billion-dollars-in-2024-semi-reports))
30. SEMI - Global Semiconductor Equipment Billings Reached USD 135 Billion in 2025
    · Evidence informing the 2025 market-value input; displayed series and growth include calculations: The association reports realized total-test-equipment billings growth of xx.xx% in 2025. The modeled target-market increase of approximately xx.xx% is directionally consistent; differing product boundaries prevent an exact reconciliation. ([semi.org](https://www.semi.org/en/SEMI-Reports-Global-Semiconductor-Equipment-Billings-Reached-xx.xx-Billion-in-2025))

31. Advantest - Annual Securities Report and Business Report for the Year Ended March 31, 2026
    - Evidence informing the 2025 market-value input; displayed series and growth include calculations: Note xx.xx identifies customer operating leases of semiconductor test systems and JPY xx.xx of future payments receivable at March xx.xx 2025. This establishes a small supplier-specific leasing activity, not annual global leasing revenue. ([advantest.com](https://www.advantest.com/document/en/investors/ir-library/report/IR_SecuritiesandBusinesReport_84th_en.pdf))
    - Evidence informing the 2026 market-value input; displayed series and growth include calculations: Future customer lease payments receivable were JPY xx.xx at March xx.xx 2026; disclosed terms were one to three years and noncancelable. These figures qualify any assumption that OEM leasing is necessarily large or offers flexible exit. ([advantest.com](https://www.advantest.com/document/en/investors/ir-library/report/IR_SecuritiesandBusinesReport_84th_en.pdf))

16.1. BRICS

Table 192. BRICS SoC & Memory Semiconductor Tester Market, by Country growth contribution, 2025-2032

Category	2025 value (USD Million)	2032 value (USD Million)	Added value (USD Million)	2025 share (%)	2032 share (%)	Change (pp)	Growth share (%)	CAGR (%)
Brazil	xx.xx	xx.xx	xx.xx	xx.xx	xx.xx	xx.xx	xx.xx	xx.xx
China	xx.xx	xx.xx	xx.xx	xx.xx	xx.xx	xx.xx	xx.xx	xx.xx
India	xx.xx	xx.xx	xx.xx	xx.xx	xx.xx	xx.xx	xx.xx	xx.xx
Russia	xx.xx	xx.xx	xx.xx	xx.xx	xx.xx	xx.xx	xx.xx	xx.xx
South Africa	xx.xx	xx.xx	xx.xx	xx.xx	xx.xx	xx.xx	xx.xx	xx.xx
Scope total	**xx.xx**	**xx.xx**	**xx.xx**	**xx.xx**	**xx.xx**	**xx.xx**	**xx.xx**	**xx.xx**

Table 193. BRICS SoC & Memory Semiconductor Tester Market Size, by Group, 2017-2040 (USD Million)

Group	2017	2024	2025	2026	2027	2032	2040	CAGR (%)
Brazil	xx.xx	xx.xx	xx.xx	xx.xx	xx.xx	xx.xx	xx.xx	xx.xx
China	xx.xx	xx.xx	xx.xx	xx.xx	xx.xx	xx.xx	xx.xx	xx.xx
India	xx.xx	xx.xx	xx.xx	xx.xx	xx.xx	xx.xx	xx.xx	xx.xx
Russia	xx.xx	xx.xx	xx.xx	xx.xx	xx.xx	xx.xx	xx.xx	xx.xx
South Africa	xx.xx	xx.xx	xx.xx	xx.xx	xx.xx	xx.xx	xx.xx	xx.xx

Table 194. BRICS SoC & Memory Semiconductor Tester Market Size, by Tester Type, 2017-2040 (USD Million)

Tester Type	2017	2024	2025	2026	2027	2032	2040	CAGR (%)
Combined SoC & Memory Testers	xx.xx	xx.xx	xx.xx	xx.xx	xx.xx	xx.xx	xx.xx	xx.xx
Memory Testers	xx.xx	xx.xx	xx.xx	xx.xx	xx.xx	xx.xx	xx.xx	xx.xx
SoC Testers	xx.xx	xx.xx	xx.xx	xx.xx	xx.xx	xx.xx	xx.xx	xx.xx
Total	**xx.xx**	**xx.xx**	**xx.xx**	**xx.xx**	**xx.xx**	**xx.xx**	**xx.xx**	**xx.xx**

Table 195. BRICS SoC & Memory Semiconductor Tester Market Size, by Memory Testers, 2017-2040 (USD Million)

Memory Testers	2017	2024	2025	2026	2027	2032	2040	CAGR (%)
DRAM Testers	xx.xx	xx.xx	xx.xx	xx.xx	xx.xx	xx.xx	xx.xx	xx.xx
Multi-Family Memory Testers	xx.xx	xx.xx	xx.xx	xx.xx	xx.xx	xx.xx	xx.xx	xx.xx
Nonvolatile Memory Testers	xx.xx	xx.xx	xx.xx	xx.xx	xx.xx	xx.xx	xx.xx	xx.xx
SRAM Testers	xx.xx	xx.xx	xx.xx	xx.xx	xx.xx	xx.xx	xx.xx	xx.xx
Total	**xx.xx**	**xx.xx**	**xx.xx**	**xx.xx**	**xx.xx**	**xx.xx**	**xx.xx**	**xx.xx**

Table 196. BRICS SoC & Memory Semiconductor Tester Market Size, by Platform Architecture, 2017-2040 (USD Million)

Platform Architecture	2017	2024	2025	2026	2027	2032	2040	CAGR (%)
Open-Standard ATE Platforms	xx.xx	xx.xx	xx.xx	xx.xx	xx.xx	xx.xx	xx.xx	xx.xx
Proprietary ATE Platforms	xx.xx	xx.xx	xx.xx	xx.xx	xx.xx	xx.xx	xx.xx	xx.xx
Total	**xx.xx**	**xx.xx**	**xx.xx**	**xx.xx**	**xx.xx**	**xx.xx**	**xx.xx**	**xx.xx**

Table 197. BRICS SoC & Memory Semiconductor Tester Market Size, by Test Purpose, 2017-2040 (USD Million)

Test Purpose	2017	2024	2025	2026	2027	2032	2040	CAGR (%)
Combined Engineering and Production Testing	xx.xx	xx.xx	xx.xx	xx.xx	xx.xx	xx.xx	xx.xx	xx.xx
Engineering Evaluation and Characterization	xx.xx	xx.xx	xx.xx	xx.xx	xx.xx	xx.xx	xx.xx	xx.xx
Production Testing	xx.xx	xx.xx	xx.xx	xx.xx	xx.xx	xx.xx	xx.xx	xx.xx
Total	**xx.xx**	**xx.xx**	**xx.xx**	**xx.xx**	**xx.xx**	**xx.xx**	**xx.xx**	**xx.xx**

Table 198. BRICS SoC & Memory Semiconductor Tester Market Size, by Semiconductor End Market, 2017-2040 (USD Million)

Semiconductor End Market	2017	2024	2025	2026	2027	2032	2040	CAGR (%)
Aerospace and Defense	xx.xx	xx.xx	xx.xx	xx.xx	xx.xx	xx.xx	xx.xx	xx.xx
Automotive	xx.xx	xx.xx	xx.xx	xx.xx	xx.xx	xx.xx	xx.xx	xx.xx
Communications	xx.xx	xx.xx	xx.xx	xx.xx	xx.xx	xx.xx	xx.xx	xx.xx
Computing	xx.xx	xx.xx	xx.xx	xx.xx	xx.xx	xx.xx	xx.xx	xx.xx
Consumer Electronics	xx.xx	xx.xx	xx.xx	xx.xx	xx.xx	xx.xx	xx.xx	xx.xx
Industrial Electronics	xx.xx	xx.xx	xx.xx	xx.xx	xx.xx	xx.xx	xx.xx	xx.xx
Total	**xx.xx**	**xx.xx**	**xx.xx**	**xx.xx**	**xx.xx**	**xx.xx**	**xx.xx**	**xx.xx**

Table 199. BRICS SoC & Memory Semiconductor Tester Market Size, by Buyer Type, 2017-2040 (USD Million)

Buyer Type	2017	2024	2025	2026	2027	2032	2040	CAGR (%)
Fabless Semiconductor Companies	xx.xx	xx.xx	xx.xx	xx.xx	xx.xx	xx.xx	xx.xx	xx.xx
Integrated Device Manufacturers	xx.xx	xx.xx	xx.xx	xx.xx	xx.xx	xx.xx	xx.xx	xx.xx
Outsourced Assembly and Test Providers	xx.xx	xx.xx	xx.xx	xx.xx	xx.xx	xx.xx	xx.xx	xx.xx
Research and Academic Institutions	xx.xx	xx.xx	xx.xx	xx.xx	xx.xx	xx.xx	xx.xx	xx.xx
Semiconductor Design and IP Service Providers	xx.xx	xx.xx	xx.xx	xx.xx	xx.xx	xx.xx	xx.xx	xx.xx
Semiconductor Foundries	xx.xx	xx.xx	xx.xx	xx.xx	xx.xx	xx.xx	xx.xx	xx.xx
System Companies	xx.xx	xx.xx	xx.xx	xx.xx	xx.xx	xx.xx	xx.xx	xx.xx
Total	**xx.xx**	**xx.xx**	**xx.xx**	**xx.xx**	**xx.xx**	**xx.xx**	**xx.xx**	**xx.xx**

Table 200. BRICS SoC & Memory Semiconductor Tester Market Size, by Acquisition Model, 2017-2040 (USD Million)

Acquisition Model	2017	2024	2025	2026	2027	2032	2040	CAGR (%)
Equipment Leasing	xx.xx	xx.xx	xx.xx	xx.xx	xx.xx	xx.xx	xx.xx	xx.xx
Equipment Purchase	xx.xx	xx.xx	xx.xx	xx.xx	xx.xx	xx.xx	xx.xx	xx.xx
Total	**xx.xx**	**xx.xx**	**xx.xx**	**xx.xx**	**xx.xx**	**xx.xx**	**xx.xx**	**xx.xx**

Table 201. BRICS SoC & Memory Semiconductor Tester Market Size, by Sales Channel, 2017-2040 (USD Million)

Sales Channel	2017	2024	2025	2026	2027	2032	2040	CAGR (%)
Direct Sales	xx.xx	xx.xx	xx.xx	xx.xx	xx.xx	xx.xx	xx.xx	xx.xx
Distributor and Reseller Sales	xx.xx	xx.xx	xx.xx	xx.xx	xx.xx	xx.xx	xx.xx	xx.xx
Total	**xx.xx**	**xx.xx**	**xx.xx**	**xx.xx**	**xx.xx**	**xx.xx**	**xx.xx**	**xx.xx**

Table 202. BRICS SoC & Memory Semiconductor Tester Market Size, by Test Insertion, 2017-2040 (USD Million)

Test Insertion	2017	2024	2025	2026	2027	2032	2040	CAGR (%)
In-Process Assembly Test	xx.xx	xx.xx	xx.xx	xx.xx	xx.xx	xx.xx	xx.xx	xx.xx
Multi-Insertion Test	xx.xx	xx.xx	xx.xx	xx.xx	xx.xx	xx.xx	xx.xx	xx.xx
Packaged-Device Test	xx.xx	xx.xx	xx.xx	xx.xx	xx.xx	xx.xx	xx.xx	xx.xx
Singulated-Die Test	xx.xx	xx.xx	xx.xx	xx.xx	xx.xx	xx.xx	xx.xx	xx.xx
Wafer-Level Test	xx.xx	xx.xx	xx.xx	xx.xx	xx.xx	xx.xx	xx.xx	xx.xx
Total	**xx.xx**	**xx.xx**	**xx.xx**	**xx.xx**	**xx.xx**	**xx.xx**	**xx.xx**	**xx.xx**

Sources & Evidence

1. Advantest - FY2024 Consolidated Financial Results Presentation, April 25, 2025

   • Evidence informing the 2023 market-value input; displayed series and growth include calculations: Quarterly product-revenue disclosures support calendar-2023 totals of JPY xx.xx for SoC testers and JPY xx.xx for memory testers, before modeled scope adjustments. ([advantest.com](https://www.advantest.com/document/en/investors/ir-library/result/JE_BIZ_250425_slide.pdf))

   • Evidence informing the 2024 market-value input; displayed series and growth include calculations: Quarterly product-revenue disclosures support calendar-2024 totals of JPY xx.xx for SoC testers and JPY xx.xx for memory testers; handling, services and system-level testing are disclosed separately. ([advantest.com](https://www.advantest.com/document/en/investors/ir-library/result/JE_BIZ_250425_slide.pdf))

2. Advantest - FY2025 Third Quarter Financial Results Presentation, January 28, 2026

- Evidence informing the 2025 market-value input; displayed series and growth include calculations: The disclosed January-March 2025 quarter and April-December 2025 quarters produce calendar-2025 SoC tester revenue of JPY xx.xx and memory tester revenue of JPY xx.xx. These are supplier revenues, not a published global market total. ([advantest.com](https://www.advantest.com/document/en/investors/ir-library/result/JE_BIZ_260128_slide.pdf))
- Evidence informing base-year allocation inputs; displayed values and growth are calculated: China deliveries constrain the base country equipment-demand proxy.
- Evidence informing base-year allocation inputs; displayed values and growth are calculated: Quarterly product disclosures reconstruct calendar-2025 SoC revenue of JPY xx.xx, before the inherited eligible-SoC scope deduction.
- Evidence informing base-year allocation inputs; displayed values and growth are calculated: Quarterly memory revenue totals JPY xx.xx for calendar 2025, anchoring the memory equipment pool rather than a published global share.
- Evidence informing base-year allocation inputs; displayed values and growth are calculated: January-March memory revenue of JPY xx.xx supports the fiscal-to-calendar application-mix bridge.
- Evidence informing base-year allocation inputs; displayed values and growth are calculated: Quarterly SoC revenues of JPY xx.xx, xx.xx, xx.xx and xx.xx reconstruct calendar-2025 revenue of JPY xx.xx, the supplier revenue ceiling used for modeled eligible OPENSTAR attribution. ([advantest.com](https://www.advantest.com/document/en/investors/ir-library/result/JE_BIZ_260128_slide.pdf))
- Evidence informing base-year allocation inputs; displayed values and growth are calculated: Reported quarters support the calendar-2025 SoC revenue bridge used to estimate Computing's equipment weight. ([advantest.com](https://www.advantest.com/document/en/investors/ir-library/result/JE_BIZ_260128_slide.pdf))
- Evidence informing base-year allocation inputs; displayed values and growth are calculated: The same quarterly equipment revenues constrain the combined Computing/Communications budget before modeled separation. ([advantest.com](https://www.advantest.com/document/en/investors/ir-library/result/JE_BIZ_260128_slide.pdf))
- Evidence informing base-year allocation inputs; displayed values and growth are calculated: The quarterly product table independently reproduces calendar-2025 SoC revenue of JPY xx.xx and memory revenue of JPY xx.xx. These constrain the inherited equipment-revenue scale but do not disclose an acquisition-model split. ([advantest.com](https://www.advantest.com/document/en/investors/ir-library/result/JE_BIZ_260128_slide.pdf))
- Evidence informing base-year allocation inputs; displayed values and growth are calculated: Quarterly product disclosures reconstruct calendar-2025 SoC revenue of JPY xx.xx and memory revenue of JPY xx.xx, supporting the retained scoped manufacturer budget rather than an observed channel share. ([advantest.com](https://www.advantest.com/document/en/investors/ir-library/result/JE_BIZ_260128_slide.pdf))
- Evidence informing base-year allocation inputs; displayed values and growth are calculated: The manufacturer equipment budget provides the economic scale against which inherited intermediary penetration is allocated; the presentation does not quantify reseller receipts. ([advantest.com](https://www.advantest.com/document/en/investors/ir-library/result/JE_BIZ_260128_slide.pdf))
- Evidence informing base-year allocation inputs; displayed values and growth are calculated: Quarterly memory-system receipts reconstruct calendar-2025 revenue of JPY xx.xx, an input to the shared diversified-memory equipment budget.
- Evidence informing forecast-year allocation inputs; displayed values and growth are calculated: Quarterly memory-system receipts reconstruct calendar-2025 revenue of JPY xx.xx, an input to the shared diversified-memory equipment budget.
- Evidence informing base-year allocation inputs; displayed values and growth are calculated: The observed memory receipts constrain the parent purchasing budget from which the modeled intermediate-assembly portion is attributed; no insertion split is disclosed.
- Evidence informing forecast-year allocation inputs; displayed values and growth are calculated: The observed memory receipts constrain the parent purchasing budget from which the modeled intermediate-assembly portion is attributed; no insertion split is disclosed.
- Evidence informing base-year allocation inputs; displayed values and growth are calculated: Product-line receipts support the common equipment-budget bridge carried into the package-test allocation and its forecast starting weights.
- Evidence informing forecast-year allocation inputs; displayed values and growth are calculated: Product-line receipts support the common equipment-budget bridge carried into the package-test allocation and its forecast starting weights.

3. Advantest - FY2026 First Quarter Financial Results Presentation, July 29, 2026

· Evidence informing the 2026 market-value input; displayed series and growth include calculations: The presentation reports January-March 2026 SoC/memory revenues of JPY xx.xx/xx.xx and April-June revenues of JPY xx.xx/xx.xx. July guidance forecasts fiscal-2026 SoC/memory revenues of JPY xx.xx/xx.xx and supplies the fiscal-to-calendar bridge. Guidance is not realized revenue. ([advantest.com](https://www.advantest.com/document/en/investors/ir-library/result/JE_BIZ_260729_slide.pdf))

· Evidence informing the 2040 market-value input; displayed series and growth include calculations: Current equipment revenue and company-specific capacity plans constrain the forecast starting point, not the assumed long-run growth rate or the 2040 result. ([advantest.com](https://www.advantest.com/document/en/investors/ir-library/result/JE_BIZ_260729_slide.pdf))

· Evidence informing forecast-year allocation inputs; displayed values and growth are calculated: Actual quarterly SoC revenue and FY2026 product guidance constrain the inherited 2026 supplier bridge used to forecast relative category weights.

· Evidence informing forecast-year allocation inputs; displayed values and growth are calculated: January-March and April-June memory revenue of JPY xx.xx/xx.xx and FY2026 guidance of JPY xx.xx constrain the calendar bridge.

· Evidence informing base-year allocation inputs; displayed values and growth are calculated: Rounded fiscal DRAM mixes are xx.xx% for FY2024 and xx.xx% for FY2025; FY2026 guidance is xx.xx%. Calendar conversion and co-primary deductions are modeled.

· Evidence informing forecast-year allocation inputs; displayed values and growth are calculated: Rounded fiscal DRAM mixes are xx.xx% for FY2024 and xx.xx% for FY2025; FY2026 guidance is xx.xx%. Calendar conversion and co-primary deductions are modeled.

· Evidence informing base-year allocation inputs; displayed values and growth are calculated: Corresponding nonvolatile mixes are xx.xx%, xx.xx% and guided xx.xx%, qualifying an exclusively DRAM-led outlook without verifying future global shares.

· Evidence informing forecast-year allocation inputs; displayed values and growth are calculated: Corresponding nonvolatile mixes are xx.xx%, xx.xx% and guided xx.xx%, qualifying an exclusively DRAM-led outlook without verifying future global shares.

· Evidence informing base-year allocation inputs; displayed values and growth are calculated: Own SoC sales mix is approximately xx.xx% Computing/Communications in FY24 and xx.xx% in FY25; 2026 demand commentary constrains forecast direction, not the final share. ([advantest.com](https://www.advantest.com/document/en/investors/ir-library/result/JE_BIZ_260729_slide.pdf))

· Evidence informing forecast-year allocation inputs; displayed values and growth are calculated: Own SoC sales mix is approximately xx.xx% Computing/Communications in FY24 and xx.xx% in FY25; 2026 demand commentary constrains forecast direction, not the final share. ([advantest.com](https://www.advantest.com/document/en/investors/ir-library/result/JE_BIZ_260729_slide.pdf))

· Evidence informing base-year allocation inputs; displayed values and growth are calculated: Reported combined application proportions constrain the common budget; the separate Communications allocation and future mix remain modeled. ([advantest.com](https://www.advantest.com/document/en/investors/ir-library/result/JE_BIZ_260729_slide.pdf))

· Evidence informing forecast-year allocation inputs; displayed values and growth are calculated: Reported combined application proportions constrain the common budget; the separate Communications allocation and future mix remain modeled. ([advantest.com](https://www.advantest.com/document/en/investors/ir-library/result/JE_BIZ_260729_slide.pdf))

4. Teradyne, Inc. - Form 10-K for the Year Ended December 31, 2025

- Evidence informing the 2023 market-value input; displayed series and growth include calculations: The revenue-disaggregation table reports 2023 point-in-time SoC revenue of USD xx.xx and memory revenue of USD xx.xx. Replacement parts require a further modeled deduction. ([investors.teradyne.com](https://investors.teradyne.com/sec-filings/all-sec-filings/content/xx.xx-xx.xx-xx.xx/xx.xx-xx.xx-xx.xx.pdf))
- Evidence informing the 2024 market-value input; displayed series and growth include calculations: The filing reports 2024 point-in-time SoC revenue of USD xx.xx and memory revenue of USD xx.xx separately from over-time revenue and IST. ([investors.teradyne.com](https://investors.teradyne.com/sec-filings/all-sec-filings/content/xx.xx-xx.xx-xx.xx/xx.xx-xx.xx-xx.xx.pdf))
- Evidence informing the 2025 market-value input; displayed series and growth include calculations: The filing reports 2025 point-in-time SoC revenue of USD xx.xx and memory revenue of USD xx.xx. Point-in-time recognition includes products and replacement parts and is therefore an equipment proxy rather than an exact complete-system subtotal. ([investors.teradyne.com](https://investors.teradyne.com/sec-filings/all-sec-filings/content/xx.xx-xx.xx-xx.xx/xx.xx-xx.xx-xx.xx.pdf))
- Evidence informing base-year allocation inputs; displayed values and growth are calculated: 2025 point-in-time SoC revenue is USD xx.xx; equipment and eligible-device deductions remain modeled.
- Evidence informing base-year allocation inputs; displayed values and growth are calculated: 2025 point-in-time memory revenue is USD xx.xx; replacement parts require the inherited equipment adjustment.
- Evidence informing base-year allocation inputs; displayed values and growth are calculated: The filing identifies DRAM/HBM commercial activity; it does not disclose the modeled annual DRAM configuration fraction.
- Evidence informing base-year allocation inputs; displayed values and growth are calculated: Magnum flash-memory activity supports nonvolatile category participation, not the assumed annual sales fraction.
- Evidence informing base-year allocation inputs; displayed values and growth are calculated: Separately reported specifying and purchasing customers support treating commercial roles distinctly, without adding overlapping customer percentages.
- Evidence informing forecast-year allocation inputs; displayed values and growth are calculated: Separately reported specifying and purchasing customers support treating commercial roles distinctly, without adding overlapping customer percentages.
- Evidence informing base-year allocation inputs; displayed values and growth are calculated: Reported 2024-2025 product revenues supply a realized-demand challenge, but do not identify engineering-only sales; the allocation retains this attribution limitation. ([investors.teradyne.com](https://investors.teradyne.com/sec-filings/all-sec-filings/content/xx.xx-xx.xx-xx.xx/xx.xx-xx.xx-xx.xx.pdf))
- Evidence informing forecast-year allocation inputs; displayed values and growth are calculated: Reported 2024-2025 product revenues supply a realized-demand challenge, but do not identify engineering-only sales; the allocation retains this attribution limitation. ([investors.teradyne.com](https://investors.teradyne.com/sec-filings/all-sec-filings/content/xx.xx-xx.xx-xx.xx/xx.xx-xx.xx-xx.xx.pdf))
- Evidence informing base-year allocation inputs; displayed values and growth are calculated: Point-in-time SoC revenue grew approximately xx.xx% while memory declined approximately xx.xx%, qualifying uniform-growth assumptions rather than directly establishing purpose shares. ([investors.teradyne.com](https://investors.teradyne.com/sec-filings/all-sec-filings/content/xx.xx-xx.xx-xx.xx/xx.xx-xx.xx-xx.xx.pdf))
- Evidence informing forecast-year allocation inputs; displayed values and growth are calculated: Point-in-time SoC revenue grew approximately xx.xx% while memory declined approximately xx.xx%, qualifying uniform-growth assumptions rather than directly establishing purpose shares. ([investors.teradyne.com](https://investors.teradyne.com/sec-filings/all-sec-filings/content/xx.xx-xx.xx-xx.xx/xx.xx-xx.xx-xx.xx.pdf))
- Evidence informing base-year allocation inputs; displayed values and growth are calculated: Distinguishes platform specifiers from purchasing customers, supporting the requirement for an accepted joint remit rather than inferring it from platform selection. ([investors.teradyne.com](https://investors.teradyne.com/sec-filings/all-sec-filings/content/xx.xx-xx.xx-xx.xx/xx.xx-xx.xx-xx.xx.pdf))
- Evidence informing forecast-year allocation inputs; displayed values and growth are calculated: Distinguishes platform specifiers from purchasing customers, supporting the requirement for an accepted joint remit rather than inferring it from platform selection.

5. Teradyne, Inc. - Form 10-Q for the Quarterly Period Ended June 28, 2026
   - Evidence informing the 2026 market-value input; displayed series and growth include calculations: First-half 2026 point-in-time revenue was USD xx.xx for SoC and USD xx.xx for memory. Comparable first-half 2025 amounts were USD xx.xx and USD xx.xx independently establishing strong realized growth before the modeled second half. ([investors.teradyne.com](https://investors.teradyne.com/sec-filings/all-sec-filings/content/xx.xx-xx.xx-xx.xx/xx.xx-xx.xx-xx.xx.pdf))
   - Evidence informing forecast-year allocation inputs; displayed values and growth are calculated: First-half 2026 point-in-time SoC revenue of USD xx.xx anchors the scoped and annualized SoC forecast input.
   - Evidence informing forecast-year allocation inputs; displayed values and growth are calculated: First-half 2026 point-in-time memory revenue of USD xx.xx anchors the memory forecast pool; second-half realization remains assumed.
   - Evidence informing forecast-year allocation inputs; displayed values and growth are calculated: The observed memory pool constrains the forecast numerator to which the explicitly assumed small SRAM fraction is applied; SRAM sales are not separately disclosed.
   - Evidence informing forecast-year allocation inputs; displayed values and growth are calculated: The observed memory pool constrains modeled multi-family attribution, but does not independently establish co-primary configuration sales.
   - Evidence informing forecast-year allocation inputs; displayed values and growth are calculated: The scoped memory forecast pool supplies one bounded source of combined-configuration value; the co-primary fraction remains assumed.
6. Cohu, Inc. - Form 10-K for the Fiscal Year Ended December 27, 2025
   - Evidence informing the 2023 market-value input; displayed series and growth include calculations: Cohu reports 2023 systems-semiconductor test and inspection revenue of USD xx.xx. Only an assumed complete-tester and eligible-device portion enters this market. ([sec.gov](https://www.sec.gov/Archives/edgar/data/xx.xx/xx.xx/cohu20251227_10k.htm))
   - Evidence informing the 2024 market-value input; displayed series and growth include calculations: Cohu reports 2024 systems-semiconductor test and inspection revenue of USD xx.xx separately from non-systems revenue. ([sec.gov](https://www.sec.gov/Archives/edgar/data/xx.xx/xx.xx/cohu20251227_10k.htm))
   - Evidence informing the 2025 market-value input; displayed series and growth include calculations: Cohu reports 2025 systems-semiconductor test and inspection revenue of USD xx.xx. Automation, inspection, interfaces and recurring services prevent attribution of the whole company to SoC testers. ([sec.gov](https://www.sec.gov/Archives/edgar/data/xx.xx/xx.xx/cohu20251227_10k.htm))
   - Evidence informing base-year allocation inputs; displayed values and growth are calculated: Cohu describes a primarily direct commercial model supported by targeted independent representatives, supporting direct attribution where the manufacturer remains the contractual seller. ([sec.gov](https://www.sec.gov/Archives/edgar/data/xx.xx/xx.xx/cohu20251227_10k.htm))
   - Evidence informing forecast-year allocation inputs; displayed values and growth are calculated: Cohu describes a primarily direct commercial model supported by targeted independent representatives, supporting direct attribution where the manufacturer remains the contractual seller. ([sec.gov](https://www.sec.gov/Archives/edgar/data/xx.xx/xx.xx/cohu20251227_10k.htm))
   - Evidence informing base-year allocation inputs; displayed values and growth are calculated: Independent-representative commissions are identified in selling expenses; representation alone does not establish title-taking equipment resale or a numerical distributor share. ([sec.gov](https://www.sec.gov/Archives/edgar/data/xx.xx/xx.xx/cohu20251227_10k.htm))
   - Evidence informing forecast-year allocation inputs; displayed values and growth are calculated: Independent-representative commissions are identified in selling expenses; representation alone does not establish title-taking equipment resale or a numerical distributor share. ([sec.gov](https://www.sec.gov/Archives/edgar/data/xx.xx/xx.xx/cohu20251227_10k.htm))

7. Hangzhou Changchuan Technology Co., Ltd. - 2025 Annual Report
   - Evidence informing the 2024 market-value input; displayed series and growth include calculations: The product table reports 2024 tester revenue of CNY xx.xx, distinct from handlers and other products. Its SoC-eligible portion remains modeled. ([static.cninfo.com.cn](https://static.cninfo.com.cn/finalpage/2026-xx.xx-xx.xx/xx.xx.PDF))
   - Evidence informing the 2025 market-value input; displayed series and growth include calculations: The product table reports 2025 tester revenue of CNY xx.xx. The filing's broader analog and digital portfolio requires a scope adjustment rather than inclusion of all tester revenue. ([static.cninfo.com.cn](https://static.cninfo.com.cn/finalpage/2026-xx.xx-xx.xx/xx.xx.PDF))
8. YC Corporation - Business Report for the Year Ended December 31, 2025
   - Evidence informing the 2023 market-value input; displayed series and growth include calculations: The sales table reports KRW xx.xx for the 2023 memory-wafer-tester, semiconductor-equipment, parts, modification and related category. Complete-equipment attribution requires a deduction. ([kind.krx.co.kr](https://kind.krx.co.kr/external/2026/xx.xx/xx.xx/xx.xx/xx.xx/xx.xx.htm))
   - Evidence informing the 2024 market-value input; displayed series and growth include calculations: The comparable 2024 category revenue is KRW xx.xx, not an independently isolated complete-tester total. ([kind.krx.co.kr](https://kind.krx.co.kr/external/2026/xx.xx/xx.xx/xx.xx/xx.xx/xx.xx.htm))
   - Evidence informing the 2025 market-value input; displayed series and growth include calculations: The comparable 2025 category revenue is KRW xx.xx. Parts, modifications and other equipment remain a material scope uncertainty. ([kind.krx.co.kr](https://kind.krx.co.kr/external/2026/xx.xx/xx.xx/xx.xx/xx.xx/xx.xx.htm))
   - Evidence informing base-year allocation inputs; displayed values and growth are calculated: YC reports KRW xx.xx in a broad memory-wafer-tester, parts, modification and related revenue category, constraining the inherited equipment budget.
   - Evidence informing base-year allocation inputs; displayed values and growth are calculated: The company's own business description establishes DRAM equipment activity; the assumed xx.xx% allocation is not disclosed.
   - Evidence informing base-year allocation inputs; displayed values and growth are calculated: NAND equipment participation establishes the nonvolatile commercial mapping; the assumed xx.xx% allocation is not an observed split.
9. Chroma ESG - About Chroma: 2025 Group Financial and Operating Profile
   - Evidence informing the 2025 market-value input; displayed series and growth include calculations: Chroma's own disclosure states 2025 group consolidated revenue of USD xx.xx. This broad corporate amount constrains, but does not directly measure, its eligible complete-SoC-tester revenue. ([csr.chromaate.com](https://csr.chromaate.com/en/esg-en/green-chroma-en/brand-en))
10. Chroma ESG - Green Revenue and Financial Performance, 2025
    - Evidence informing the 2024 market-value input; displayed series and growth include calculations: Chroma reports 2025 consolidated revenue growth of xx.xx%. The model uses this company growth rate to backcast its small 2024 scoped revenue budget at a constant conversion basis, not as an observed 2024 tester subtotal. ([csr.chromaate.com](https://csr.chromaate.com/en/esg-en/green-chroma-en/green-revenue-en))
    - Evidence informing the 2025 market-value input; displayed series and growth include calculations: The disclosure distinguishes broad measurement products and SLT demand, reinforcing the need to exclude unrelated corporate revenue from the SoC/memory tester estimate. ([csr.chromaate.com](https://csr.chromaate.com/en/esg-en/green-chroma-en/green-revenue-en))

11. Federal Reserve Board - Foreign Exchange Rates, G.5A, January 5, 2026

    · Evidence informing the 2023 market-value input; displayed series and growth include calculations: The official annual-average exchange-rate release supplies the currency-conversion benchmark; the model uses JPY xx.xx per USD for its large calendar-2023 Japanese revenue anchor and an explicitly rounded KRW conversion for the smaller Korean budget. ([fred.stlouisfed.org](https://fred.stlouisfed.org/series/AEXJPUS/))

    · Evidence informing the 2024 market-value input; displayed series and growth include calculations: The model uses JPY xx.xx per USD for calendar 2024; small CNY and KRW budgets use disclosed approximate conversion assumptions close to the official annual averages. ([fred.stlouisfed.org](https://fred.stlouisfed.org/series/AEXJPUS/))

    · Evidence informing the 2025 market-value input; displayed series and growth include calculations: The model uses JPY xx.xx per USD for calendar 2025. CNY xx.xx and KRW xx.xx per USD are rounded modeling conventions, not the release's exact observations. ([fred.stlouisfed.org](https://fred.stlouisfed.org/series/AEXJPUS/))

12. SEMI - 2018 Global Semiconductor Equipment Sales Jump to Record USD 64.5 Billion

    · Evidence informing the 2017 market-value input; displayed series and growth include calculations: The association's member-billings release reports xx.xx% growth in total test equipment sales in 2018. Its inverse supplies the 2017 historical proxy; it is not a direct observation of the narrower captured market. ([www1.semi.org](https://www1.semi.org/en/2018-global-semiconductor-equipment-sales-jump-record-xx.xx-billion))

    · Evidence informing the 2018 market-value input; displayed series and growth include calculations: The release reports approximately USD xx.xx of total semiconductor-equipment sales in 2018, used only with the 2019 equipment total as a disclosed broad-cycle proxy. ([www1.semi.org](https://www1.semi.org/en/2018-global-semiconductor-equipment-sales-jump-record-xx.xx-billion))

13. SEMI - 2020 Global Semiconductor Equipment Sales Surge 19% to Industry Record USD 71.2 Billion

    · Evidence informing the 2018 market-value input; displayed series and growth include calculations: The release reports 2019 total equipment billings of USD xx.xx. Relative to the published approximate 2018 total, this supplies a broad-equipment downturn proxy, not an observed SoC/memory tester growth rate. ([semi.org](https://www.semi.org/en/news-media-press/semi-press-releases/annual-global-semiconductor-equipment-sales))

    · Evidence informing the 2019 market-value input; displayed series and growth include calculations: Reported 2020 total-test-equipment growth of xx.xx% supplies the inverse bridge into 2019. ([semi.org](https://www.semi.org/en/news-media-press/semi-press-releases/annual-global-semiconductor-equipment-sales))

    · Evidence informing the 2020 market-value input; displayed series and growth include calculations: The association's member-submitted billings dataset reports xx.xx% total-test-equipment growth in 2020, used as a historical demand-cycle proxy. ([semi.org](https://www.semi.org/en/news-media-press/semi-press-releases/annual-global-semiconductor-equipment-sales))

14. SEMI - 2021 Global Semiconductor Equipment Sales Surge 44% to Industry Record USD 102.6 Billion

    · Evidence informing the 2020 market-value input; displayed series and growth include calculations: Reported total-test-equipment sales growth of xx.xx% in 2021 supports the inverse bridge from the 2021 estimate to 2020. ([semi.org](https://www.semi.org/en/news-media-press-releases/semi-press-releases/2021-global-semiconductor-equipment-sales-surge-xx.xx%xx.xx-to-industry-record-%xx.xx-billion-semi-reports))

    · Evidence informing the 2021 market-value input; displayed series and growth include calculations: The xx.xx% test-equipment increase is a member-billings observation for a broader equipment class, not the final market value returned here. ([semi.org](https://www.semi.org/en/news-media-press-releases/semi-press-releases/2021-global-semiconductor-equipment-sales-surge-xx.xx%xx.xx-to-industry-record-%xx.xx-billion-semi-reports))

15. SEMI - Global Semiconductor Equipment Billings Reach Industry Record USD 107.6 Billion in 2022

    · Evidence informing the 2021 market-value input; displayed series and growth include calculations: The release reports a xx.xx% contraction in total-test-equipment billings in 2022, supporting the inverse historical bridge into 2021. ([semi.org](https://www.semi.org/en/news-media-press-releases/semi-press-releases/global-semiconductor-equipment-billings-reach-industry-record-%xx.xx-billion-in-2022-semi-reports))

16. SEMI - Global Semiconductor Equipment Billings Slip to USD 106.3 Billion in 2023
· Evidence informing the 2023 market-value input; displayed series and growth include calculations: The xx.xx% broader test-equipment decline supplies a historical-cycle constraint and one small-supplier backcast assumption, not the target-market level.
([semi.org](https://www.semi.org/en/news-media-press-releases/semi-press-releases/global-semiconductor-equipment-billings-slip-to-%xx.xx-billion-in-2023-semi-reports))
17. SEMI - Global Semiconductor Equipment Billings Surged to USD 117 Billion in 2024
· Evidence informing the 2024 market-value input; displayed series and growth include calculations: Realized total-test-equipment billings increased xx.xx% in 2024. This independently checks the direction and approximate magnitude of the modeled target-market recovery without substituting the broader category for this market.
([semi.org](https://www.semi.org/en/semi-press-release/global-semiconductor-equipment-billings-surged-to-xx.xx-billion-dollars-in-2024-semi-reports))
18. SEMI - Global Semiconductor Equipment Billings Reached USD 135 Billion in 2025
· Evidence informing the 2025 market-value input; displayed series and growth include calculations: The association reports realized total-test-equipment billings growth of xx.xx% in 2025. The modeled target-market increase of approximately xx.xx% is directionally consistent; differing product boundaries prevent an exact reconciliation.
([semi.org](https://www.semi.org/en/SEMI-Reports-Global-Semiconductor-Equipment-Billings-Reached-xx.xx-Billion-in-2025))

19. Advantest - Annual Securities Report and Business Report for the Year Ended March 31, 2026

- Evidence informing the 2025 market-value input; displayed series and growth include calculations: Note xx.xx identifies customer operating leases of semiconductor test systems and JPY xx.xx of future payments receivable at March xx.xx 2025. This establishes a small supplier-specific leasing activity, not annual global leasing revenue. ([advantest.com](https://www.advantest.com/document/en/investors/ir-library/report/IR_SecuritiesandBusinesReport_84th_en.pdf))
- Evidence informing the 2026 market-value input; displayed series and growth include calculations: Future customer lease payments receivable were JPY xx.xx at March xx.xx 2026; disclosed terms were one to three years and noncancelable. These figures qualify any assumption that OEM leasing is necessarily large or offers flexible exit. ([advantest.com](https://www.advantest.com/document/en/investors/ir-library/report/IR_SecuritiesandBusinesReport_84th_en.pdf))
- Evidence informing base-year allocation inputs; displayed values and growth are calculated: Named NVIDIA-group customer receipts constrain direct fabless purchasing; fiscal/calendar and eligible-equipment attribution remain modeled.
- Evidence informing forecast-year allocation inputs; displayed values and growth are calculated: Named NVIDIA-group customer receipts constrain direct fabless purchasing; fiscal/calendar and eligible-equipment attribution remain modeled.
- Evidence informing base-year allocation inputs; displayed values and growth are calculated: Named TSMC customer receipts anchor the foundry purchasing model; other suppliers and foundries require explicit coverage assumptions.
- Evidence informing forecast-year allocation inputs; displayed values and growth are calculated: Named TSMC customer receipts anchor the foundry purchasing model; other suppliers and foundries require explicit coverage assumptions.
- Evidence informing base-year allocation inputs; displayed values and growth are calculated: The equipment-revenue policy recognizes product revenue when control transfers on contractual delivery or acceptance, supporting the purchase classification rather than service-revenue attribution. ([advantest.com](https://www.advantest.com/document/en/investors/ir-library/report/IR_SecuritiesandBusinesReport_84th_en.pdf))
- Evidence informing forecast-year allocation inputs; displayed values and growth are calculated: The equipment-revenue policy recognizes product revenue when control transfers on contractual delivery or acceptance, supporting the purchase classification rather than service-revenue attribution. ([advantest.com](https://www.advantest.com/document/en/investors/ir-library/report/IR_SecuritiesandBusinesReport_84th_en.pdf))
- Evidence informing base-year allocation inputs; displayed values and growth are calculated: Note xx.xx discloses customer operating leases, one-to-three-year noncancelable terms, and remaining payments of JPY xx.xx and JPY xx.xx at March xx.xx 2025 and March xx.xx 2026. These constrain contractual and adoption assumptions, not annual global leasing revenue or the final forecast share. ([advantest.com](https://www.advantest.com/document/en/investors/ir-library/report/IR_SecuritiesandBusinesReport_84th_en.pdf))
- Evidence informing forecast-year allocation inputs; displayed values and growth are calculated: Note xx.xx discloses customer operating leases, one-to-three-year noncancelable terms, and remaining payments of JPY xx.xx and JPY xx.xx at March xx.xx 2025 and March xx.xx 2026. These constrain contractual and adoption assumptions, not annual global leasing revenue or the final forecast share. ([advantest.com](https://www.advantest.com/document/en/investors/ir-library/report/IR_SecuritiesandBusinesReport_84th_en.pdf))
- Evidence informing base-year allocation inputs; displayed values and growth are calculated: Wholly owned regional test-system sales subsidiaries establish consolidated manufacturer selling, while customer operating leases establish an OEM leasing route; both support the contractual-role allocation premise. ([advantest.com](https://www.advantest.com/document/en/investors/ir-library/report/IR_SecuritiesandBusinesReport_84th_en.pdf))
- Evidence informing forecast-year allocation inputs; displayed values and growth are calculated: Wholly owned regional test-system sales subsidiaries establish consolidated manufacturer selling, while customer operating leases establish an OEM leasing route; both support the contractual-role allocation premise. ([advantest.com](https://www.advantest.com/document/en/investors/ir-library/report/IR_SecuritiesandBusinesReport_84th_en.pdf))
- Evidence informing base-year allocation inputs; displayed values and growth are calculated: Future customer lease payments of JPY xx.xx at March xx.xx 2025 and JPY xx.xx at March xx.xx 2026 are supplier-specific receivables, not annual global merchant lease revenue; they limit rather than verify the leasing assumptions. ([advantest.com](https://www.advantest.com/document/en/investors/ir-library/report/IR_SecuritiesandBusines

20. Amkor Technology, Inc. - Form 10-K for the Year Ended December 31, 2025

- Evidence informing the 2025 market-value input; displayed series and growth include calculations: Amkor reports 2025 capital expenditures of USD xx.xx versus USD xx.xx in 2024, covering packaging, testing and facilities. The amount is a buyer-spending constraint, not tester-only spending. ([sec.gov](https://www.sec.gov/Archives/edgar/data/xx.xx/xx.xx/amkr-xx.xx.htm))
- Evidence informing the 2026 market-value input; displayed series and growth include calculations: The filing's USD xx.xx-xx.xx 2026 capital-expenditure expectation is primarily increased by Arizona construction. It cannot be treated as an equivalent tester award or annual tester-market increment. ([sec.gov](https://www.sec.gov/Archives/edgar/data/xx.xx/xx.xx/amkr-xx.xx.htm))
- Evidence informing the 2028 market-value input; displayed series and growth include calculations: Standardized tester investment, customer-consigned equipment and equipment-redeployment risks qualify the conversion from announced capacity projects to incremental tester purchases. No project investment is added directly to the 2028 forecast. ([sec.gov](https://www.sec.gov/Archives/edgar/data/xx.xx/xx.xx/amkr-xx.xx.htm))
- Evidence informing the 2029 market-value input; displayed series and growth include calculations: The buyer's broad spending and commitment disclosures support retaining procurement-conversion and reuse uncertainty rather than equating project completion with tester sales. ([sec.gov](https://www.sec.gov/Archives/edgar/data/xx.xx/xx.xx/amkr-xx.xx.htm))
- Evidence informing base-year allocation inputs; displayed values and growth are calculated: The test-equipment accounting-life extension from five to seven years constrains the annualized production denominator against which engineering purchasing is compared. ([sec.gov](https://www.sec.gov/Archives/edgar/data/xx.xx/xx.xx/amkr-xx.xx.htm))
- Evidence informing forecast-year allocation inputs; displayed values and growth are calculated: The test-equipment accounting-life extension from five to seven years constrains the annualized production denominator against which engineering purchasing is compared. ([sec.gov](https://www.sec.gov/Archives/edgar/data/xx.xx/xx.xx/amkr-xx.xx.htm))
- Evidence informing base-year allocation inputs; displayed values and growth are calculated: Seven-year test-equipment accounting life anchors the selected purchasing-frequency proxy; broad capital expenditure is not treated as tester-only spending. ([sec.gov](https://www.sec.gov/Archives/edgar/data/xx.xx/xx.xx/amkr-xx.xx.htm))
- Evidence informing forecast-year allocation inputs; displayed values and growth are calculated: Seven-year test-equipment accounting life anchors the selected purchasing-frequency proxy; broad capital expenditure is not treated as tester-only spending. ([sec.gov](https://www.sec.gov/Archives/edgar/data/xx.xx/xx.xx/amkr-xx.xx.htm))
- Evidence informing base-year allocation inputs; displayed values and growth are calculated: Standardized platforms and customer-consigned testers qualify ownership and reuse attribution; these conditions do not establish accepted joint-purpose deployment. ([sec.gov](https://www.sec.gov/Archives/edgar/data/xx.xx/xx.xx/amkr-xx.xx.htm))
- Evidence informing forecast-year allocation inputs; displayed values and growth are calculated: Standardized platforms and customer-consigned testers qualify ownership and reuse attribution; these conditions do not establish accepted joint-purpose deployment. ([sec.gov](https://www.sec.gov/Archives/edgar/data/xx.xx/xx.xx/amkr-xx.xx.htm))
- Evidence informing base-year allocation inputs; displayed values and growth are calculated: The buyer reports approximately xx.xx% Computing sales and standardized tester investment, providing a representativeness and reuse check, not equipment-market weights. ([sec.gov](https://www.sec.gov/Archives/edgar/data/xx.xx/xx.xx/amkr-xx.xx.htm))
- Evidence informing forecast-year allocation inputs; displayed values and growth are calculated: The buyer reports approximately xx.xx% Computing sales and standardized tester investment, providing a representativeness and reuse check, not equipment-market weights. ([sec.gov](https://www.sec.gov/Archives/edgar/data/xx.xx/xx.xx/amkr-xx.xx.htm))
- Evidence informing base-year allocation inputs; displayed values and growth are calculated: Approximately xx.xx% Communications sales and customer-consigned equipment demonstrate why operator revenue and ownership cannot directly determine tester purchasing shares. ([sec.gov](https://www.sec.gov/Archives/edgar/data/xx.xx/xx.xx/amkr-xx.xx.htm))
- Evidence informing forecast-year allocation inputs; displayed values and growth are calculated: Approximately xx.xx% Communications sales and customer-consigned equipment demonstrate why operator revenue and ownership cannot directly determine tester purchasing shares. ([sec.gov](https://www.sec.gov/Archives/edgar/data/xx.xx/xx.xx/amkr-xx.xx.htm))
- Evidence informing base-year allocation inputs; displayed values and growth are calculated: Approximately xx.xx% Consumer sales provide a buyer-specific countercheck; shared-platform practices do not quantify

21. Micron Technology, Inc. - Form 10-K for the Fiscal Year Ended August 28, 2025
    - Evidence informing base-year allocation inputs; displayed values and growth are calculated: India's disclosed component assembly/test location supports the base procurement pipeline, not a reported spending amount.
22. Micron - Celebrates Opening of India's First Semiconductor Assembly and Test Facility, February 28, 2026
    - Evidence informing forecast-year allocation inputs; displayed values and growth are calculated: Commercial commencement and aggregate shipment expectations support a post-2025 expansion premise; they do not measure tester expenditure.
23. HT Micron - Quality Management and Brazilian Operating Scope
    - Evidence informing base-year allocation inputs; displayed values and growth are calculated: Company disclosure establishes Brazilian semiconductor encapsulation and testing activity, but not tester-only expenditure.
    - Evidence informing forecast-year allocation inputs; displayed values and growth are calculated: Company disclosure establishes Brazilian semiconductor encapsulation and testing activity, but not tester-only expenditure.
24. NXP Semiconductors - 2025 Annual Report and Financial Statements
    - Evidence informing base-year allocation inputs; displayed values and growth are calculated: Disclosed China back-end activity supports a local equipment-purchaser pool.
    - Evidence informing forecast-year allocation inputs; displayed values and growth are calculated: Disclosed China back-end activity supports a local equipment-purchaser pool.
25. Brazil MDIC - Complexo Eletroeletrônico e de Semicondutores
    - Evidence informing forecast-year allocation inputs; displayed values and growth are calculated: Brasil Semicon is national policy context; its overview does not establish a particular eligible tester purchase or fiscal benefit.

26. Teradyne - Magnum 2 Memory Test Solution
    - Evidence informing base-year allocation inputs; displayed values and growth are calculated: Magnum xx.xx lists SRAM applications, establishing a commercial category mapping without supplying a revenue weight.
    - Evidence informing forecast-year allocation inputs; displayed values and growth are calculated: Magnum xx.xx lists SRAM applications, establishing a commercial category mapping without supplying a revenue weight.
    - Evidence informing base-year allocation inputs; displayed values and growth are calculated: DRAM, SRAM, NOR and NAND capability overlaps support mutually exclusive configuration attribution rather than adding advertised capabilities as sales.
    - Evidence informing forecast-year allocation inputs; displayed values and growth are calculated: DRAM, SRAM, NOR and NAND capability overlaps support mutually exclusive configuration attribution rather than adding advertised capabilities as sales.
    - Evidence informing base-year allocation inputs; displayed values and growth are calculated: Low-end SoC and memory applications identify a candidate combined-capability pool; actual joint customer mandates and numerical fractions remain unmeasured.
    - Evidence informing forecast-year allocation inputs; displayed values and growth are calculated: Low-end SoC and memory applications identify a candidate combined-capability pool; actual joint customer mandates and numerical fractions remain unmeasured.
    - Evidence informing base-year allocation inputs; displayed values and growth are calculated: Separately identifies an engineering configuration, supporting purpose classification and the direction of the modeled realization difference, not its exact numerical price ratio. ([teradyne.com](https://www.teradyne.com/products/magnum-xx.xx/))
    - Evidence informing forecast-year allocation inputs; displayed values and growth are calculated: Separately identifies an engineering configuration, supporting purpose classification and the direction of the modeled realization difference, not its exact numerical price ratio. ([teradyne.com](https://www.teradyne.com/products/magnum-xx.xx/))
    - Evidence informing base-year allocation inputs; displayed values and growth are calculated: Separately identifies production configurations, supporting production-purpose attribution rather than classification from family-wide capability alone. ([teradyne.com](https://www.teradyne.com/products/magnum-xx.xx/))
    - Evidence informing forecast-year allocation inputs; displayed values and growth are calculated: Separately identifies production configurations, supporting production-purpose attribution rather than classification from family-wide capability alone. ([teradyne.com](https://www.teradyne.com/products/magnum-xx.xx/))
    - Evidence informing base-year allocation inputs; displayed values and growth are calculated: Engineering programs can transfer to production versions; this supports conditional continuity but does not measure joint-purpose purchases or the forecast adoption multiplier. ([teradyne.com](https://www.teradyne.com/products/magnum-xx.xx/))
    - Evidence informing forecast-year allocation inputs; displayed values and growth are calculated: Engineering programs can transfer to production versions; this supports conditional continuity but does not measure joint-purpose purchases or the forecast adoption multiplier. ([teradyne.com](https://www.teradyne.com/products/magnum-xx.xx/))
27. Advantest - T5835 Memory Test System
    - Evidence informing base-year allocation inputs; displayed values and growth are calculated: T5835 is commercially positioned for both DRAM and NAND, supporting the cross-family classification premise but not the modeled co-primary revenue fraction.
    - Evidence informing forecast-year allocation inputs; displayed values and growth are calculated: T5835 is commercially positioned for both DRAM and NAND, supporting the cross-family classification premise but not the modeled co-primary revenue fraction.

28. Advantest - T5503HS2 Memory Test System
    - Evidence informing base-year allocation inputs; displayed values and growth are calculated: DRAM/HBM product positioning establishes category mapping; the documented installed-T5503 upgrade path supports retaining upgrade-substitution uncertainty rather than assuming universal replacement.
    - Evidence informing forecast-year allocation inputs; displayed values and growth are calculated: DRAM/HBM product positioning establishes category mapping; the documented installed-T5503 upgrade path supports retaining upgrade-substitution uncertainty rather than assuming universal replacement.
29. Advantest will Showcase Latest Memory Test Solutions at Future of Memory and Storage 2024
    - Evidence informing base-year allocation inputs; displayed values and growth are calculated: The August xx.xx 2024 announcement identifies T5835 among promoted memory offerings, establishing pre-base-year commercial positioning without proving customer acceptance or sales mix.
30. Advantest - V93000 SoC Test Systems
    - Evidence informing base-year allocation inputs; displayed values and growth are calculated: Advantest classifies V93000 as a SoC Test System, supporting the commercial mapping of its reported SoC equipment pool without establishing a sales percentage.
    - Evidence informing forecast-year allocation inputs; displayed values and growth are calculated: Advantest classifies V93000 as a SoC Test System, supporting the commercial mapping of its reported SoC equipment pool without establishing a sales percentage.
    - Evidence informing base-year allocation inputs; displayed values and growth are calculated: V93000 documentation identifies reusable programs and interface hardware across generations and supplier-developed SmarTest software. These support the retained-investment condition, not a measured switching rate or forecast share. ([advantest.com](https://www.advantest.com/en/products/semiconductor-test-system/soc/v93000/))
    - Evidence informing forecast-year allocation inputs; displayed values and growth are calculated: V93000 documentation identifies reusable programs and interface hardware across generations and supplier-developed SmarTest software. These support the retained-investment condition, not a measured switching rate or forecast share. ([advantest.com](https://www.advantest.com/en/products/semiconductor-test-system/soc/v93000/))
31. Emerson Electric Co. - Form 10-K for the Year Ended September 30, 2025
    - Evidence informing base-year allocation inputs; displayed values and growth are calculated: Reported Test & Measurement sales of USD xx.xx in FY2025 and USD xx.xx in FY2024 constrain the broad NI revenue proxy, not complete SoC/memory tester revenue. ([ir.emerson.com](https://ir.emerson.com/sec-filings/all-sec-filings/content/xx.xx-xx.xx-xx.xx/emr-xx.xx.htm))
32. Emerson Electric Co. - Form 10-Q for the Quarter Ended December 31, 2025
    - Evidence informing base-year allocation inputs; displayed values and growth are calculated: December-quarter Test & Measurement sales of USD xx.xx versus USD xx.xx supply the approximate calendar bridge. Prior-period segment presentation was reclassified, limiting level comparability. ([sec.gov](https://www.sec.gov/Archives/edgar/data/xx.xx/xx.xx/emr-xx.xx.htm))
33. National Instruments Corporation - 2022 Annual Report
    - Evidence informing base-year allocation inputs; displayed values and growth are calculated: Semiconductor and Electronics represented approximately xx.xx% of NI's 2022 revenue, with approximately half from production test and half from R&D test. These historical mix observations calibrate, but do not verify, the 2025 scoped equipment budget. ([sec.gov](https://www.sec.gov/Archives/edgar/data/xx.xx/xx.xx/ny20006399x3_ars.pdf))

34. Advantest - FY2025 Financial Briefing, April 27, 2026

· Evidence informing base-year allocation inputs; displayed values and growth are calculated: Automotive/industrial/consumer/DDIC represented approximately xx.xx% and xx.xx% of fiscal SoC sales in FY2024 and FY2025, rounded to five-percentage-point increments. These application proportions constrain the mainstream equipment attribution. ([advantest.com](https://www.advantest.com/document/en/investors/ir-library/result/JE_BIZ_260427_slide.pdf))

· Evidence informing forecast-year allocation inputs; displayed values and growth are calculated: Automotive/industrial/consumer/DDIC represented approximately xx.xx% and xx.xx% of fiscal SoC sales in FY2024 and FY2025, rounded to five-percentage-point increments. These application proportions constrain the mainstream equipment attribution. ([advantest.com](https://www.advantest.com/document/en/investors/ir-library/result/JE_BIZ_260427_slide.pdf))

· Evidence informing base-year allocation inputs; displayed values and growth are calculated: Fiscal SoC sales increased from JPY xx.xx to JPY xx.xx, while computing/communications represented approximately xx.xx% of FY2025 SoC sales. This supports differentiated application-growth assumptions, not a directly observed proprietary share or future allocation. ([advantest.com](https://www.advantest.com/document/en/investors/ir-library/result/JE_BIZ_260427_slide.pdf))

· Evidence informing forecast-year allocation inputs; displayed values and growth are calculated: Fiscal SoC sales increased from JPY xx.xx to JPY xx.xx, while computing/communications represented approximately xx.xx% of FY2025 SoC sales. This supports differentiated application-growth assumptions, not a directly observed proprietary share or future allocation. ([advantest.com](https://www.advantest.com/document/en/investors/ir-library/result/JE_BIZ_260427_slide.pdf))

35. Advantest - Annual Report 2005

· Evidence informing base-year allocation inputs; displayed values and growth are calculated: The report identifies T2000's OPENSTAR basis and publicly available specifications developed through the Semiconductor Test Consortium. This supports historical standards classification only; its historical market-share statements are not used. ([www3.advantest.com](https://www3.advantest.com/documents/xx.xx/xx.xx/pdf_investor_AR2005_en.pdf))

· Evidence informing forecast-year allocation inputs; displayed values and growth are calculated: The report identifies T2000's OPENSTAR basis and publicly available specifications developed through the Semiconductor Test Consortium. This supports historical standards classification only; its historical market-share statements are not used. ([www3.advantest.com](https://www3.advantest.com/documents/xx.xx/xx.xx/pdf_investor_AR2005_en.pdf))

36. Advantest - What Is ATE (Automated Test Equipment)? Roles, Systems & Future Outlook

· Evidence informing base-year allocation inputs; displayed values and growth are calculated: Current company positioning identifies T2000 as open architecture and associates it with microcontroller and automotive applications, supporting continuity of the classification premise without measuring sales. ([advantest.com](https://www.advantest.com/en/semiconductor-basics/automated-test-equipment/))

· Evidence informing forecast-year allocation inputs; displayed values and growth are calculated: Current company positioning identifies T2000 as open architecture and associates it with microcontroller and automotive applications, supporting continuity of the classification premise without measuring sales. ([advantest.com](https://www.advantest.com/en/semiconductor-basics/automated-test-equipment/))

· Evidence informing base-year allocation inputs; displayed values and growth are calculated: The company distinguishes V93000's supplier-specific architecture from T2000's open-architecture positioning, supporting platform-level rather than supplier-wide classification. ([advantest.com](https://www.advantest.com/en/semiconductor-basics/automated-test-equipment/))

· Evidence informing forecast-year allocation inputs; displayed values and growth are calculated: The company distinguishes V93000's supplier-specific architecture from T2000's open-architecture positioning, supporting platform-level rather than supplier-wide classification. ([advantest.com](https://www.advantest.com/en/semiconductor-basics/automated-test-equipment/))

37. NI - What Is the Semiconductor Test System (STS)?

· Evidence informing base-year allocation inputs; displayed values and growth are calculated: STS is an integrated PXI-based ATE offering with broad RF, mixed-signal and MEMS positioning. This establishes the architecture and turnkey commercial model while requiring deductions for applications outside the captured SoC/memory boundary. ([ni.com](https://www.ni.com/en/shop/electronic-test-instrumentation/what-is-the-semiconductor-test-system.html))

· Evidence informing forecast-year allocation inputs; displayed values and growth are calculated: STS is an integrated PXI-based ATE offering with broad RF, mixed-signal and MEMS positioning. This establishes the architecture and turnkey commercial model while requiring deductions for applications outside the captured SoC/memory boundary. ([ni.com](https://www.ni.com/en/shop/electronic-test-instrumentation/what-is-the-semiconductor-test-system.html))

38. Marvin Test Solutions - PXIe Semiconductor Test System, TS-960e Series

· Evidence informing base-year allocation inputs; displayed values and growth are calculated: TS-960e is marketed as a complete integrated PXI Express semiconductor system for SoC applications, including proprietary application elements. It establishes commercial category participation, not the modeled smaller-system shipment count or price. ([marvintest.com](https://www.marvintest.com/Product/TS-960e-Series))

39. Emerson Electric Co. - Form 10-Q for the Quarter Ended June 30, 2026

· Evidence informing forecast-year allocation inputs; displayed values and growth are calculated: Nine-month Test & Measurement revenue of USD xx.xx versus USD xx.xx provides the broad growth calibration for the assumed 2026 eligible-equipment increase. Semiconductor and aerospace/defense both contributed, so the disclosure does not isolate open-standard SoC/memory sales. ([ir.emerson.com](https://ir.emerson.com/sec-filings/all-sec-filings/content/xx.xx-xx.xx-xx.xx/emr-xx.xx.htm))

40. PXI Systems Alliance - What Is PXI

· Evidence informing base-year allocation inputs; displayed values and growth are calculated: The association defines PXI as an open modular standard with a multi-vendor ecosystem and distinguishes its building blocks from completed application systems. This supports the governing-architecture boundary, not sales weights. ([pxisa.org](https://pxisa.org/what-is-pxi/))

· Evidence informing forecast-year allocation inputs; displayed values and growth are calculated: The association defines PXI as an open modular standard with a multi-vendor ecosystem and distinguishes its building blocks from completed application systems. This supports the governing-architecture boundary, not sales weights. ([pxisa.org](https://pxisa.org/what-is-pxi/))

41. Test Services - UTAC Group

- Evidence informing base-year allocation inputs; displayed values and growth are calculated: Reports xx.xx+ test engineers alongside 2,000+ testers, anchoring the engineering-station proxy used in the base model and carried into the forecast; it does not disclose purpose sales shares. ([utacgroup.com](https://utacgroup.com/test-services/))
- Evidence informing forecast-year allocation inputs; displayed values and growth are calculated: Reports xx.xx+ test engineers alongside 2,000+ testers, anchoring the engineering-station proxy used in the base model and carried into the forecast; it does not disclose purpose sales shares. ([utacgroup.com](https://utacgroup.com/test-services/))
- Evidence informing base-year allocation inputs; displayed values and growth are calculated: The 2,000+ tester fleet provides an operator-stock benchmark that is converted to annual value only through the disclosed purchasing-frequency assumptions. ([utacgroup.com](https://utacgroup.com/test-services/))
- Evidence informing forecast-year allocation inputs; displayed values and growth are calculated: The 2,000+ tester fleet provides an operator-stock benchmark that is converted to annual value only through the disclosed purchasing-frequency assumptions. ([utacgroup.com](https://utacgroup.com/test-services/))
- Evidence informing base-year allocation inputs; displayed values and growth are calculated: Advertises engineering services and production testing within the same business, supporting commercial coexistence but not the assumed accepted joint-purpose percentage or future adoption. ([utacgroup.com](https://utacgroup.com/test-services/))
- Evidence informing forecast-year allocation inputs; displayed values and growth are calculated: Advertises engineering services and production testing within the same business, supporting commercial coexistence but not the assumed accepted joint-purpose percentage or future adoption. ([utacgroup.com](https://utacgroup.com/test-services/))

42. Efforts to Provide Value Through Business - Advantest

- Evidence informing base-year allocation inputs; displayed values and growth are calculated: States typical customer equipment use of xx.xx-xx.xx years, providing a longer-use sensitivity for the stock-to-purchasing-value bridge rather than a measured engineering share. ([advantest.com](https://www.advantest.com/en/about/sustainability/society/responding-product-liability/))
- Evidence informing base-year allocation inputs; displayed values and growth are calculated: The xx.xx-xx.xx-year use period constrains replacement assumptions and is distinguished from the buyer accounting-life proxy used in the working model. ([advantest.com](https://www.advantest.com/en/about/sustainability/society/responding-product-liability/))

43. A New Approach for IC Test - Leveraging the Strength of the PXI Platform - NI

- Evidence informing base-year allocation inputs; displayed values and growth are calculated: Describes scalable characterization and production configurations and the commercial constraints of traditional laboratory ATE, supporting a distinct engineering purchasing model. ([ni.com](https://www.ni.com/en/shop/electronic-test-instrumentation/what-is-the-semiconductor-test-system/a-new-approach-for-ic-test---leveraging-the-strength-of-the-pxi-.html))
- Evidence informing forecast-year allocation inputs; displayed values and growth are calculated: Describes scalable characterization and production configurations and the commercial constraints of traditional laboratory ATE, supporting a distinct engineering purchasing model. ([ni.com](https://www.ni.com/en/shop/electronic-test-instrumentation/what-is-the-semiconductor-test-system/a-new-approach-for-ic-test---leveraging-the-strength-of-the-pxi-.html))
- Evidence informing base-year allocation inputs; displayed values and growth are calculated: Shared hardware and software support a continuity scenario, but the record provides neither accepted joint-deployment revenue nor future penetration; both remain explicit assumptions. ([ni.com](https://www.ni.com/en/shop/electronic-test-instrumentation/what-is-the-semiconductor-test-system/a-new-approach-for-ic-test---leveraging-the-strength-of-the-pxi-.html))
- Evidence informing forecast-year allocation inputs; displayed values and growth are calculated: Shared hardware and software support a continuity scenario, but the record provides neither accepted joint-deployment revenue nor future penetration; both remain explicit assumptions. ([ni.com](https://www.ni.com/en/shop/electronic-test-instrumentation/what-is-the-semiconductor-test-system/a-new-approach-for-ic-test---leveraging-the-strength-of-the-pxi-.html))

44. Teradyne - 2025 Annual Report to Shareholders
- Evidence informing base-year allocation inputs; displayed values and growth are calculated: The USD xx.xx Compute application weight anchors the scoped Computing allocation. ([investors.teradyne.com](https://investors.teradyne.com/sec-filings/all-sec-filings/content/xx.xx-xx.xx-xx.xx/xx.xx-xx.xx-xx.xx.pdf))
- Evidence informing base-year allocation inputs; displayed values and growth are calculated: The USD xx.xx Mobility weight and networking exposure support the modeled Communications bridge. ([investors.teradyne.com](https://investors.teradyne.com/sec-filings/all-sec-filings/content/xx.xx-xx.xx-xx.xx/xx.xx-xx.xx-xx.xx.pdf))
- Evidence informing base-year allocation inputs; displayed values and growth are calculated: Published application buckets constrain the budget, but the consumer carve-out is an explicit attribution assumption. ([investors.teradyne.com](https://investors.teradyne.com/sec-filings/all-sec-filings/content/xx.xx-xx.xx-xx.xx/xx.xx-xx.xx-xx.xx.pdf))
- Evidence informing base-year allocation inputs; displayed values and growth are calculated: USD xx.xx Auto-Industrial revenue supplies the pre-exclusion pool, not an observed Automotive subtotal. ([investors.teradyne.com](https://investors.teradyne.com/sec-filings/all-sec-filings/content/xx.xx-xx.xx-xx.xx/xx.xx-xx.xx-xx.xx.pdf))
- Evidence informing base-year allocation inputs; displayed values and growth are calculated: The shared Auto-Industrial pool constrains Industrial Electronics after scope and end-use adjustments. ([investors.teradyne.com](https://investors.teradyne.com/sec-filings/all-sec-filings/content/xx.xx-xx.xx-xx.xx/xx.xx-xx.xx-xx.xx.pdf))
- Evidence informing base-year allocation inputs; displayed values and growth are calculated: The application budget constrains the modeled specialized tail; separate Product Test defense revenue is excluded. ([investors.teradyne.com](https://investors.teradyne.com/sec-filings/all-sec-filings/content/xx.xx-xx.xx-xx.xx/xx.xx-xx.xx-xx.xx.pdf))

45. TSMC - 2025 Form 20-F
- Evidence informing base-year allocation inputs; displayed values and growth are calculated: 2025 HPC revenue of NT$xx.xx anchors the adjusted logic-demand proxy; networking is separated by assumption. ([investor.tsmc.com](https://investor.tsmc.com/sites/ir/sec-filings/2025_20F%20Report.pdf))
- Evidence informing base-year allocation inputs; displayed values and growth are calculated: Smartphone revenue of NT$xx.xx and networking within HPC constrain Communications, with an explicit equipment-intensity bridge. ([investor.tsmc.com](https://investor.tsmc.com/sites/ir/sec-filings/2025_20F%20Report.pdf))

46. Micron Technology - Form 10-K for the Year Ended August 28, 2025
- Evidence informing base-year allocation inputs; displayed values and growth are calculated: Cloud, data-center and client business revenues constrain Computing's memory-equipment proxy, not equipment receipts directly. ([s25.q4cdn.com](https://s25.q4cdn.com/xx.xx/files/doc_financials/2025/ar/2025-Form-xx.xx-K.pdf))
- Evidence informing base-year allocation inputs; displayed values and growth are calculated: Mobile/client and data-center revenues provide the economic pool for modeled mobile and networking attribution. ([s25.q4cdn.com](https://s25.q4cdn.com/xx.xx/files/doc_financials/2025/ar/2025-Form-xx.xx-K.pdf))
- Evidence informing base-year allocation inputs; displayed values and growth are calculated: USD xx.xx Automotive and Embedded revenue constrains the modeled consumer-memory tail. ([s25.q4cdn.com](https://s25.q4cdn.com/xx.xx/files/doc_financials/2025/ar/2025-Form-xx.xx-K.pdf))
- Evidence informing base-year allocation inputs; displayed values and growth are calculated: The embedded business supplies a bounded activity proxy requiring scope, realization and end-use adjustments. ([s25.q4cdn.com](https://s25.q4cdn.com/xx.xx/files/doc_financials/2025/ar/2025-Form-xx.xx-K.pdf))
- Evidence informing base-year allocation inputs; displayed values and growth are calculated: The embedded business constrains Industrial Electronics memory activity; its equipment conversion is assumed. ([s25.q4cdn.com](https://s25.q4cdn.com/xx.xx/files/doc_financials/2025/ar/2025-Form-xx.xx-K.pdf))
- Evidence informing base-year allocation inputs; displayed values and growth are calculated: The embedded pool bounds the specialized-memory tail; no separate defense revenue is reported. ([s25.q4cdn.com](https://s25.q4cdn.com/xx.xx/files/doc_financials/2025/ar/2025-Form-xx.xx-K.pdf))

47. Semiconductor Industry Association - 2025 Factbook

· Evidence informing base-year allocation inputs; displayed values and growth are calculated: 2024 PC/Computer semiconductor demand of xx.xx% enters only the scope-adjusted secondary-supplier proxy. ([semiconductors.org](https://www.semiconductors.org/wp-content/uploads/2025/xx.xx/2025-SIA-Factbook-FINAL-xx.xx.pdf))

· Evidence informing base-year allocation inputs; displayed values and growth are calculated: 2024 Communications demand of xx.xx% is adjusted for eligible equipment scope before use. ([semiconductors.org](https://www.semiconductors.org/wp-content/uploads/2025/xx.xx/2025-SIA-Factbook-FINAL-xx.xx.pdf))

· Evidence informing base-year allocation inputs; displayed values and growth are calculated: Consumer semiconductor demand of xx.xx% anchors the adjusted minor-application weights. ([semiconductors.org](https://www.semiconductors.org/wp-content/uploads/2025/xx.xx/2025-SIA-Factbook-FINAL-xx.xx.pdf))

· Evidence informing base-year allocation inputs; displayed values and growth are calculated: Automotive demand of xx.xx% is reduced for non-SoC exposure in the commercial proxy. ([semiconductors.org](https://www.semiconductors.org/wp-content/uploads/2025/xx.xx/2025-SIA-Factbook-FINAL-xx.xx.pdf))

· Evidence informing base-year allocation inputs; displayed values and growth are calculated: Industrial demand of xx.xx% anchors a scope-adjusted weight, not a tester-equipment share. ([semiconductors.org](https://www.semiconductors.org/wp-content/uploads/2025/xx.xx/2025-SIA-Factbook-FINAL-xx.xx.pdf))

· Evidence informing base-year allocation inputs; displayed values and growth are calculated: Government demand of xx.xx%, including military, constrains the specialized end-use proxy. ([semiconductors.org](https://www.semiconductors.org/wp-content/uploads/2025/xx.xx/2025-SIA-Factbook-FINAL-xx.xx.pdf))

48. WSTS - Semiconductor Market Insights, October 2024

- Evidence informing base-year allocation inputs; displayed values and growth are calculated: The detailed Consumer definition includes entertainment products, household white goods and personal wearables, supporting consistent end-use attribution. ([semiconductors.org](https://www.semiconductors.org/wp-content/uploads/2025/xx.xx/WSTS-Presentation-Subscription-Oct2024.pdf))
- Evidence informing forecast-year allocation inputs; displayed values and growth are calculated: The detailed Consumer definition includes entertainment products, household white goods and personal wearables, supporting consistent end-use attribution. ([semiconductors.org](https://www.semiconductors.org/wp-content/uploads/2025/xx.xx/WSTS-Presentation-Subscription-Oct2024.pdf))
- Evidence informing base-year allocation inputs; displayed values and growth are calculated: Industrial includes professional test, control and measuring equipment, distinguishing it from household consumer equipment. ([semiconductors.org](https://www.semiconductors.org/wp-content/uploads/2025/xx.xx/WSTS-Presentation-Subscription-Oct2024.pdf))
- Evidence informing forecast-year allocation inputs; displayed values and growth are calculated: Industrial includes professional test, control and measuring equipment, distinguishing it from household consumer equipment. ([semiconductors.org](https://www.semiconductors.org/wp-content/uploads/2025/xx.xx/WSTS-Presentation-Subscription-Oct2024.pdf))
- Evidence informing base-year allocation inputs; displayed values and growth are calculated: Government is defined as military and aerospace in the detailed end-use illustration, supporting the retained category mapping. ([semiconductors.org](https://www.semiconductors.org/wp-content/uploads/2025/xx.xx/WSTS-Presentation-Subscription-Oct2024.pdf))
- Evidence informing forecast-year allocation inputs; displayed values and growth are calculated: Government is defined as military and aerospace in the detailed end-use illustration, supporting the retained category mapping. ([semiconductors.org](https://www.semiconductors.org/wp-content/uploads/2025/xx.xx/WSTS-Presentation-Subscription-Oct2024.pdf))

49. NXP Semiconductors - Form 10-K for the Year Ended December 31, 2025

- Evidence informing base-year allocation inputs; displayed values and growth are calculated: 2025 Automotive revenue of USD xx.xx, down xx.xx%, qualifies assumptions of immediate equipment-demand acceleration. ([sec.gov](https://www.sec.gov/Archives/edgar/data/xx.xx/xx.xx/nxpi-xx.xx.htm))
- Evidence informing forecast-year allocation inputs; displayed values and growth are calculated: 2025 Automotive revenue of USD xx.xx, down xx.xx%, qualifies assumptions of immediate equipment-demand acceleration. ([sec.gov](https://www.sec.gov/Archives/edgar/data/xx.xx/xx.xx/nxpi-xx.xx.htm))
- Evidence informing base-year allocation inputs; displayed values and growth are calculated: Industrial & IoT revenue of USD xx.xx increased xx.xx%, constraining the near-term recovery assumption rather than measuring tester sales. ([sec.gov](https://www.sec.gov/Archives/edgar/data/xx.xx/xx.xx/nxpi-xx.xx.htm))
- Evidence informing forecast-year allocation inputs; displayed values and growth are calculated: Industrial & IoT revenue of USD xx.xx increased xx.xx%, constraining the near-term recovery assumption rather than measuring tester sales. ([sec.gov](https://www.sec.gov/Archives/edgar/data/xx.xx/xx.xx/nxpi-xx.xx.htm))

50. NXP Semiconductors - Product Longevity
    - Evidence informing forecast-year allocation inputs; displayed values and growth are calculated: Participating products have minimum xx.xx- or xx.xx-year longevity periods; these do not establish tester replacement or support periods.
    ([nxp.com](https://www.nxp.com/products/nxp-product-information/nxp-product-programs/product-longevity%3APRDCT_LONGEVITY_HM))
    - Evidence informing forecast-year allocation inputs; displayed values and growth are calculated: The disclosed longevity condition supports retaining lifecycle uncertainty rather than inferring automatic recurring equipment purchases.
    ([nxp.com](https://www.nxp.com/products/nxp-product-information/nxp-product-programs/product-longevity%3APRDCT_LONGEVITY_HM))
51. DLA ASSIST-QuickSearch - MIL-PRF-38535 Document Details
    - Evidence informing base-year allocation inputs; displayed values and growth are calculated: The official record concerns covered microcircuits and manufacturer qualification, not tester-brand approval or equipment awards; no qualification-derived revenue premium is assumed.
    ([quicksearch.dla.mil](https://quicksearch.dla.mil/qsDocDetails.aspx?ident_number=xx.xx))
    - Evidence informing forecast-year allocation inputs; displayed values and growth are calculated: The official record concerns covered microcircuits and manufacturer qualification, not tester-brand approval or equipment awards; no qualification-derived revenue premium is assumed.
    ([quicksearch.dla.mil](https://quicksearch.dla.mil/qsDocDetails.aspx?ident_number=xx.xx))
52. ASE Technology Holding - Fourth Quarter and Full Year 2025 Financial Results, Form 6-K, February 5, 2026
    - Evidence informing base-year allocation inputs; displayed values and growth are calculated: ASE reports USD xx.xx of 2025 testing-equipment capital expenditure, a monetary purchasing anchor before complete-tester scope deductions.
    - Evidence informing forecast-year allocation inputs; displayed values and growth are calculated: ASE reports USD xx.xx of 2025 testing-equipment capital expenditure, a monetary purchasing anchor before complete-tester scope deductions.
53. ChipMOS - FY2025 and Fourth Quarter 2025 Investor Presentation
    - Evidence informing base-year allocation inputs; displayed values and growth are calculated: The presentation reports TWD xx.xx of 2025 capital expenditure and a xx.xx% testing allocation; currency and complete-tester attribution are modeled bridges.
    - Evidence informing forecast-year allocation inputs; displayed values and growth are calculated: The presentation reports TWD xx.xx of 2025 capital expenditure and a xx.xx% testing allocation; currency and complete-tester attribution are modeled bridges.
54. Alchip - Advanced Testing Services
    - Evidence informing base-year allocation inputs; displayed values and growth are calculated: Alchip identifies an owned V93K hosted at a test house. This supports category and ownership attribution, not annual purchase quantities, prices or the forecast.
    - Evidence informing forecast-year allocation inputs; displayed values and growth are calculated: Alchip identifies an owned V93K hosted at a test house. This supports category and ownership attribution, not annual purchase quantities, prices or the forecast.
55. University of Utah Nanofab - Verigy Tester
    - Evidence informing base-year allocation inputs; displayed values and growth are calculated: The university lists a V93000 SoC platform and access arrangement. This establishes an institutional equipment category, not a 2025 purchase or future procurement.
    - Evidence informing forecast-year allocation inputs; displayed values and growth are calculated: The university lists a V93000 SoC platform and access arrangement. This establishes an institutional equipment category, not a 2025 purchase or future procurement.

56. TEAM A.T.E. - Services

- Evidence informing base-year allocation inputs; displayed values and growth are calculated: The company describes pre-owned purchases and sales across SoC and memory ATE, supporting inclusion of eligible secondary-market purchases. Its undated offering page supplies category evidence, not 2025 transaction value. ([team-ate.com](https://www.team-ate.com/services))
- Evidence informing forecast-year allocation inputs; displayed values and growth are calculated: The company describes pre-owned purchases and sales across SoC and memory ATE, supporting inclusion of eligible secondary-market purchases. Its undated offering page supplies category evidence, not 2025 transaction value. ([team-ate.com](https://www.team-ate.com/services))
- Evidence informing base-year allocation inputs; displayed values and growth are calculated: System rentals, rent-to-own arrangements and leases establish a third-party equipment-access route. The stated field-service limitation qualifies universal availability; neither the offering nor its category list supplies numerical leasing weights. ([team-ate.com](https://www.team-ate.com/services))
- Evidence informing forecast-year allocation inputs; displayed values and growth are calculated: System rentals, rent-to-own arrangements and leases establish a third-party equipment-access route. The stated field-service limitation qualifies universal availability; neither the offering nor its category list supplies numerical leasing weights. ([team-ate.com](https://www.team-ate.com/services))
- Evidence informing base-year allocation inputs; displayed values and growth are calculated: The company distinguishes its representation activities from inventory-based equipment transactions, supporting role-specific classification rather than assigning every represented OEM transaction to resale. ([team-ate.com](https://www.team-ate.com/services))
- Evidence informing forecast-year allocation inputs; displayed values and growth are calculated: The company distinguishes its representation activities from inventory-based equipment transactions, supporting role-specific classification rather than assigning every represented OEM transaction to resale. ([team-ate.com](https://www.team-ate.com/services))
- Evidence informing base-year allocation inputs; displayed values and growth are calculated: Purchasing surplus equipment for inventory, SoC/memory equipment offerings and rental/lease arrangements establish merchant commercial routes. The absence of a worldwide field-service organization qualifies support assumptions but supplies no revenue weight. ([team-ate.com](https://www.team-ate.com/services))
- Evidence informing forecast-year allocation inputs; displayed values and growth are calculated: Purchasing surplus equipment for inventory, SoC/memory equipment offerings and rental/lease arrangements establish merchant commercial routes. The absence of a worldwide field-service organization qualifies support assumptions but supplies no revenue weight. ([team-ate.com](https://www.team-ate.com/services))

57. Advantest Pre-Owned Solutions - Business

- Evidence informing base-year allocation inputs; displayed values and growth are calculated: The OEM's pre-owned business includes equipment resale, license switching, installation and maintenance support. This supports the purchase boundary beyond new equipment, without establishing resale revenue or a future share. ([advantest.com](https://www.advantest.com/en/customer-services/apo/business/))
- Evidence informing forecast-year allocation inputs; displayed values and growth are calculated: The OEM's pre-owned business includes equipment resale, license switching, installation and maintenance support. This supports the purchase boundary beyond new equipment, without establishing resale revenue or a future share. ([advantest.com](https://www.advantest.com/en/customer-services/apo/business/))
- Evidence informing base-year allocation inputs; displayed values and growth are calculated: OEM-managed pre-owned transactions include license switching, installation and maintenance, supporting direct classification when the consolidated manufacturer is the seller regardless of equipment age. ([advantest.com](https://www.advantest.com/en/customer-services/apo/business/))
- Evidence informing forecast-year allocation inputs; displayed values and growth are calculated: OEM-managed pre-owned transactions include license switching, installation and maintenance, supporting direct classification when the consolidated manufacturer is the seller regardless of equipment age. ([advantest.com](https://www.advantest.com/en/customer-services/apo/business/))
- Evidence informing base-year allocation inputs; displayed values and growth are calculated: The OEM-managed resale alternative qualifies an assumption that all pre-owned equipment passes through independent resellers and provides a commercial counterforce to merchant growth, without measuring its magnitude. ([advantest.com](https://www.advantest.com/en/customer-services/apo/business/))
- Evidence informing forecast-year allocation inputs; displayed values and growth are calculated: The OEM-managed resale alternative qualifies an assumption that all pre-owned equipment passes through independent resellers and provides a commercial counterforce to merchant growth, without measuring its magnitude. ([advantest.com](https://www.advantest.com/en/customer-services/apo/business/))

58. IFRS Foundation - IFRIC Update March 2023: Definition of a Lease-Substitution Rights

- Evidence informing base-year allocation inputs; displayed values and growth are calculated: The identified-asset, control and substantive-substitution criteria support distinguishing equipment leasing from outsourced testing services. This is a classification premise for both anchors, not evidence of market prevalence. ([ifrs.org](https://www.ifrs.org/news-and-events/updates/ifric/2023/ifric-update-march-2023/))
- Evidence informing forecast-year allocation inputs; displayed values and growth are calculated: The identified-asset, control and substantive-substitution criteria support distinguishing equipment leasing from outsourced testing services. This is a classification premise for both anchors, not evidence of market prevalence. ([ifrs.org](https://www.ifrs.org/news-and-events/updates/ifric/2023/ifric-update-march-2023/))

59. Spirox Corporation - 2025 Annual Report

- Evidence informing base-year allocation inputs; displayed values and growth are calculated: Consolidated revenue decreased from NTD xx.xx in 2024 to NTD xx.xx in 2025, providing a mixed-product intermediary countercheck to uniform channel growth rather than a global allocation weight. ([file.spirox.com.tw](https://file.spirox.com.tw/Annual%20Reports/2025/xx.xx%E5%B9%B4%E5%BA%A6%E5%B9%B4%E5%A0%B1%xx.xx%E8%8B%B1%E6%xx.xx%xx.xx%xx.xx.pdf))
- Evidence informing forecast-year allocation inputs; displayed values and growth are calculated: Consolidated revenue decreased from NTD xx.xx in 2024 to NTD xx.xx in 2025, providing a mixed-product intermediary countercheck to uniform channel growth rather than a global allocation weight. ([file.spirox.com.tw](https://file.spirox.com.tw/Annual%20Reports/2025/xx.xx%E5%B9%B4%E5%BA%A6%E5%B9%B4%E5%A0%B1%xx.xx%E8%8B%B1%E6%xx.xx%xx.xx%xx.xx.pdf))
- Evidence informing base-year allocation inputs; displayed values and growth are calculated: Semiconductor-equipment revenue was NTD xx.xx in 2025, separately from service and maintenance. Agency/distribution, own products and adjacent equipment prevent attributing the full amount to merchant SoC/memory tester sales. ([file.spirox.com.tw](https://file.spirox.com.tw/Annual%20Reports/2025/xx.xx%E5%B9%B4%E5%BA%A6%E5%B9%B4%E5%A0%B1%xx.xx%E8%8B%B1%E6%xx.xx%xx.xx%xx.xx.pdf))
- Evidence informing forecast-year allocation inputs; displayed values and growth are calculated: Semiconductor-equipment revenue was NTD xx.xx in 2025, separately from service and maintenance. Agency/distribution, own products and adjacent equipment prevent attributing the full amount to merchant SoC/memory tester sales. ([file.spirox.com.tw](https://file.spirox.com.tw/Annual%20Reports/2025/xx.xx%E5%B9%B4%E5%BA%A6%E5%B9%B4%E5%A0%B1%xx.xx%E8%8B%B1%E6%xx.xx%xx.xx%xx.xx.pdf))

60. KYEC (2449) - Q4 2025 Investor Update

- Evidence informing base-year allocation inputs; displayed values and growth are calculated: KYEC reports 2025 wafer-probe revenue at xx.xx%; this is a buyer-activity input requiring the disclosed equipment-value and coverage corrections, not a directly observed tester share.
- Evidence informing forecast-year allocation inputs; displayed values and growth are calculated: KYEC reports 2025 wafer-probe revenue at xx.xx%; this is a buyer-activity input requiring the disclosed equipment-value and coverage corrections, not a directly observed tester share.
- Evidence informing base-year allocation inputs; displayed values and growth are calculated: Reported final-test revenue of xx.xx% supplies the conventional package-test proxy before the assumed exclusion of adjacent activity.
- Evidence informing forecast-year allocation inputs; displayed values and growth are calculated: Reported final-test revenue of xx.xx% supplies the conventional package-test proxy before the assumed exclusion of adjacent activity.
- Evidence informing base-year allocation inputs; displayed values and growth are calculated: The company's xx.xx% data-processing application mix anchors the modeled addressable advanced-SoC purchasing cohort; it does not measure bare-die equipment sales.
- Evidence informing forecast-year allocation inputs; displayed values and growth are calculated: The company's xx.xx% data-processing application mix anchors the modeled addressable advanced-SoC purchasing cohort; it does not measure bare-die equipment sales.
- Evidence informing base-year allocation inputs; displayed values and growth are calculated: The same application-mix input constrains the intermediate-assembly cohort; reported capital expenditure is a broad spending cross-check, not insertion-specific equipment revenue.
- Evidence informing forecast-year allocation inputs; displayed values and growth are calculated: The same application-mix input constrains the intermediate-assembly cohort; reported capital expenditure is a broad spending cross-check, not insertion-specific equipment revenue.

61. Advantest to Showcase Latest Test Solutions at SEMICON Southeast Asia 2025, May 20-22
    - Evidence informing base-year allocation inputs; displayed values and growth are calculated: The May xx.xx 2025 announcement identifies a die-level handler linked with a tester for singulated dies, establishing a base-year commercial offering but not its delivered equipment receipts.
    - Evidence informing forecast-year allocation inputs; displayed values and growth are calculated: The May xx.xx 2025 announcement identifies a die-level handler linked with a tester for singulated dies, establishing a base-year commercial offering but not its delivered equipment receipts.
    - Evidence informing base-year allocation inputs; displayed values and growth are calculated: The same dated offering includes partially assembled dies. Only attributable tester receipts, not the handler value, enter the allocation model.
    - Evidence informing forecast-year allocation inputs; displayed values and growth are calculated: The same dated offering includes partially assembled dies. Only attributable tester receipts, not the handler value, enter the allocation model.
62. Teradyne - Second-Quarter 2025 Earnings Call Prepared Remarks, July 30, 2025
    - Evidence informing base-year allocation inputs; displayed values and growth are calculated: July xx.xx 2025 prepared remarks report an HBM4 post-stack win and state that the new insertion was not pervasive, qualifying the assumed intermediate-assembly uptake.
    - Evidence informing forecast-year allocation inputs; displayed values and growth are calculated: July xx.xx 2025 prepared remarks report an HBM4 post-stack win and state that the new insertion was not pervasive, qualifying the assumed intermediate-assembly uptake.
    - Evidence informing base-year allocation inputs; displayed values and growth are calculated: The remarks distinguish new system purchases from upgrades of existing capacity. This supports retaining reuse and incremental-receipt adjustments rather than equating every new deployment opportunity with a full new tester.
    - Evidence informing forecast-year allocation inputs; displayed values and growth are calculated: The remarks distinguish new system purchases from upgrades of existing capacity. This supports retaining reuse and incremental-receipt adjustments rather than equating every new deployment opportunity with a full new tester.
63. Teradyne Introduces Integrated Test Solution for AI and Data Center Devices in Collaboration with Tokyo Electron
    - Evidence informing forecast-year allocation inputs; displayed values and growth are calculated: The June xx.xx 2026 coordinated singulated-device offering supports commercial availability relevant to the forecast; it does not establish 2025 sales or the modeled 2032 penetration.
    - Evidence informing forecast-year allocation inputs; displayed values and growth are calculated: The offering references multiple advanced-packaging points, but this is not evidence that an individual delivery has accepted multi-insertion coverage.
64. Amkor Technology - IC Semiconductor Test Services
    - Evidence informing base-year allocation inputs; displayed values and growth are calculated: The company's service description separates wafer probe, testing between assembly steps and final testing, supporting the insertion mapping rather than a sales weight or complete-tester purchase requirement.
    - Evidence informing forecast-year allocation inputs; displayed values and growth are calculated: The company's service description separates wafer probe, testing between assembly steps and final testing, supporting the insertion mapping rather than a sales weight or complete-tester purchase requirement.

16.2. G7

Table 203. G7 SoC & Memory Semiconductor Tester Market, by Country growth contribution, 2025-2032

Category	2025 value (USD Million)	2032 value (USD Million)	Added value (USD Million)	2025 share (%)	2032 share (%)	Change (pp)	Growth share (%)	CAGR (%)
Canada	xx.xx	xx.xx	xx.xx	xx.xx	xx.xx	xx.xx	xx.xx	xx.xx
France	xx.xx	xx.xx	xx.xx	xx.xx	xx.xx	xx.xx	xx.xx	xx.xx
Germany	xx.xx	xx.xx	xx.xx	xx.xx	xx.xx	xx.xx	xx.xx	xx.xx
Italy	xx.xx	xx.xx	xx.xx	xx.xx	xx.xx	xx.xx	xx.xx	xx.xx
Japan	xx.xx	xx.xx	xx.xx	xx.xx	xx.xx	xx.xx	xx.xx	xx.xx
United Kingdom	xx.xx	xx.xx	xx.xx	xx.xx	xx.xx	xx.xx	xx.xx	xx.xx
United States	xx.xx	xx.xx	xx.xx	xx.xx	xx.xx	xx.xx	xx.xx	xx.xx
Scope total	**xx.xx**	**xx.xx**	**xx.xx**	**xx.xx**	**xx.xx**	**xx.xx**	**xx.xx**	**xx.xx**

Table 204. G7 SoC & Memory Semiconductor Tester Market Size, by Group, 2017-2040 (USD Million)

Group	2017	2024	2025	2026	2027	2032	2040	CAGR (%)
Canada	xx.xx	xx.xx	xx.xx	xx.xx	xx.xx	xx.xx	xx.xx	xx.xx
France	xx.xx	xx.xx	xx.xx	xx.xx	xx.xx	xx.xx	xx.xx	xx.xx
Germany	xx.xx	xx.xx	xx.xx	xx.xx	xx.xx	xx.xx	xx.xx	xx.xx
Italy	xx.xx	xx.xx	xx.xx	xx.xx	xx.xx	xx.xx	xx.xx	xx.xx
Japan	xx.xx	xx.xx	xx.xx	xx.xx	xx.xx	xx.xx	xx.xx	xx.xx
United Kingdom	xx.xx	xx.xx	xx.xx	xx.xx	xx.xx	xx.xx	xx.xx	xx.xx
United States	xx.xx	xx.xx	xx.xx	xx.xx	xx.xx	xx.xx	xx.xx	xx.xx

Table 205. G7 SoC & Memory Semiconductor Tester Market Size, by Tester Type, 2017-2040 (USD Million)

Tester Type	2017	2024	2025	2026	2027	2032	2040	CAGR (%)
Combined SoC & Memory Testers	xx.xx	xx.xx	xx.xx	xx.xx	xx.xx	xx.xx	xx.xx	xx.xx
Memory Testers	xx.xx	xx.xx	xx.xx	xx.xx	xx.xx	xx.xx	xx.xx	xx.xx
SoC Testers	xx.xx	xx.xx	xx.xx	xx.xx	xx.xx	xx.xx	xx.xx	xx.xx
Total	**xx.xx**	**xx.xx**	**xx.xx**	**xx.xx**	**xx.xx**	**xx.xx**	**xx.xx**	**xx.xx**

Table 206. G7 SoC & Memory Semiconductor Tester Market Size, by Memory Testers, 2017-2040 (USD Million)

Memory Testers	2017	2024	2025	2026	2027	2032	2040	CAGR (%)
DRAM Testers	xx.xx	xx.xx	xx.xx	xx.xx	xx.xx	xx.xx	xx.xx	xx.xx
Multi-Family Memory Testers	xx.xx	xx.xx	xx.xx	xx.xx	xx.xx	xx.xx	xx.xx	xx.xx
Nonvolatile Memory Testers	xx.xx	xx.xx	xx.xx	xx.xx	xx.xx	xx.xx	xx.xx	xx.xx
SRAM Testers	xx.xx	xx.xx	xx.xx	xx.xx	xx.xx	xx.xx	xx.xx	xx.xx
Total	**xx.xx**	**xx.xx**	**xx.xx**	**xx.xx**	**xx.xx**	**xx.xx**	**xx.xx**	**xx.xx**

Table 207. G7 SoC & Memory Semiconductor Tester Market Size, by Platform Architecture, 2017-2040 (USD Million)

Platform Architecture	2017	2024	2025	2026	2027	2032	2040	CAGR (%)
Open-Standard ATE Platforms	xx.xx	xx.xx	xx.xx	xx.xx	xx.xx	xx.xx	xx.xx	xx.xx
Proprietary ATE Platforms	xx.xx	xx.xx	xx.xx	xx.xx	xx.xx	xx.xx	xx.xx	xx.xx
Total	**xx.xx**	**xx.xx**	**xx.xx**	**xx.xx**	**xx.xx**	**xx.xx**	**xx.xx**	**xx.xx**

Table 208. G7 SoC & Memory Semiconductor Tester Market Size, by Test Purpose, 2017-2040 (USD Million)

Test Purpose	2017	2024	2025	2026	2027	2032	2040	CAGR (%)
Combined Engineering and Production Testing	xx.xx	xx.xx	xx.xx	xx.xx	xx.xx	xx.xx	xx.xx	xx.xx
Engineering Evaluation and Characterization	xx.xx	xx.xx	xx.xx	xx.xx	xx.xx	xx.xx	xx.xx	xx.xx
Production Testing	xx.xx	xx.xx	xx.xx	xx.xx	xx.xx	xx.xx	xx.xx	xx.xx
Total	**xx.xx**	**xx.xx**	**xx.xx**	**xx.xx**	**xx.xx**	**xx.xx**	**xx.xx**	**xx.xx**

Table 209. G7 SoC & Memory Semiconductor Tester Market Size, by Semiconductor End Market, 2017-2040 (USD Million)

Semiconductor End Market	2017	2024	2025	2026	2027	2032	2040	CAGR (%)
Aerospace and Defense	xx.xx	xx.xx	xx.xx	xx.xx	xx.xx	xx.xx	xx.xx	xx.xx
Automotive	xx.xx	xx.xx	xx.xx	xx.xx	xx.xx	xx.xx	xx.xx	xx.xx
Communications	xx.xx	xx.xx	xx.xx	xx.xx	xx.xx	xx.xx	xx.xx	xx.xx
Computing	xx.xx	xx.xx	xx.xx	xx.xx	xx.xx	xx.xx	xx.xx	xx.xx
Consumer Electronics	xx.xx	xx.xx	xx.xx	xx.xx	xx.xx	xx.xx	xx.xx	xx.xx
Industrial Electronics	xx.xx	xx.xx	xx.xx	xx.xx	xx.xx	xx.xx	xx.xx	xx.xx
Total	**xx.xx**	**xx.xx**	**xx.xx**	**xx.xx**	**xx.xx**	**xx.xx**	**xx.xx**	**xx.xx**

Table 210. G7 SoC & Memory Semiconductor Tester Market Size, by Buyer Type, 2017-2040 (USD Million)

Buyer Type	2017	2024	2025	2026	2027	2032	2040	CAGR (%)
Fabless Semiconductor Companies	xx.xx	xx.xx	xx.xx	xx.xx	xx.xx	xx.xx	xx.xx	xx.xx
Integrated Device Manufacturers	xx.xx	xx.xx	xx.xx	xx.xx	xx.xx	xx.xx	xx.xx	xx.xx
Outsourced Assembly and Test Providers	xx.xx	xx.xx	xx.xx	xx.xx	xx.xx	xx.xx	xx.xx	xx.xx
Research and Academic Institutions	xx.xx	xx.xx	xx.xx	xx.xx	xx.xx	xx.xx	xx.xx	xx.xx
Semiconductor Design and IP Service Providers	xx.xx	xx.xx	xx.xx	xx.xx	xx.xx	xx.xx	xx.xx	xx.xx
Semiconductor Foundries	xx.xx	xx.xx	xx.xx	xx.xx	xx.xx	xx.xx	xx.xx	xx.xx
System Companies	xx.xx	xx.xx	xx.xx	xx.xx	xx.xx	xx.xx	xx.xx	xx.xx
Total	**xx.xx**	**xx.xx**	**xx.xx**	**xx.xx**	**xx.xx**	**xx.xx**	**xx.xx**	**xx.xx**

Table 211. G7 SoC & Memory Semiconductor Tester Market Size, by Acquisition Model, 2017-2040 (USD Million)

Acquisition Model	2017	2024	2025	2026	2027	2032	2040	CAGR (%)
Equipment Leasing	xx.xx	xx.xx	xx.xx	xx.xx	xx.xx	xx.xx	xx.xx	xx.xx
Equipment Purchase	xx.xx	xx.xx	xx.xx	xx.xx	xx.xx	xx.xx	xx.xx	xx.xx
Total	**xx.xx**	**xx.xx**	**xx.xx**	**xx.xx**	**xx.xx**	**xx.xx**	**xx.xx**	**xx.xx**

Table 212. G7 SoC & Memory Semiconductor Tester Market Size, by Sales Channel, 2017-2040 (USD Million)

Sales Channel	2017	2024	2025	2026	2027	2032	2040	CAGR (%)
Direct Sales	xx.xx	xx.xx	xx.xx	xx.xx	xx.xx	xx.xx	xx.xx	xx.xx
Distributor and Reseller Sales	xx.xx	xx.xx	xx.xx	xx.xx	xx.xx	xx.xx	xx.xx	xx.xx
Total	**xx.xx**	**xx.xx**	**xx.xx**	**xx.xx**	**xx.xx**	**xx.xx**	**xx.xx**	**xx.xx**

Table 213. G7 SoC & Memory Semiconductor Tester Market Size, by Test Insertion, 2017-2040 (USD Million)

Test Insertion	2017	2024	2025	2026	2027	2032	2040	CAGR (%)
In-Process Assembly Test	xx.xx	xx.xx	xx.xx	xx.xx	xx.xx	xx.xx	xx.xx	xx.xx
Multi-Insertion Test	xx.xx	xx.xx	xx.xx	xx.xx	xx.xx	xx.xx	xx.xx	xx.xx
Packaged-Device Test	xx.xx	xx.xx	xx.xx	xx.xx	xx.xx	xx.xx	xx.xx	xx.xx
Singulated-Die Test	xx.xx	xx.xx	xx.xx	xx.xx	xx.xx	xx.xx	xx.xx	xx.xx
Wafer-Level Test	xx.xx	xx.xx	xx.xx	xx.xx	xx.xx	xx.xx	xx.xx	xx.xx
Total	**xx.xx**	**xx.xx**	**xx.xx**	**xx.xx**	**xx.xx**	**xx.xx**	**xx.xx**	**xx.xx**

Sources & Evidence

1. Advantest - FY2024 Consolidated Financial Results Presentation, April 25, 2025

   • Evidence informing the 2023 market-value input; displayed series and growth include calculations: Quarterly product-revenue disclosures support calendar-2023 totals of JPY xx.xx for SoC testers and JPY xx.xx for memory testers, before modeled scope adjustments. ([advantest.com](https://www.advantest.com/document/en/investors/ir-library/result/JE_BIZ_250425_slide.pdf))

   • Evidence informing the 2024 market-value input; displayed series and growth include calculations: Quarterly product-revenue disclosures support calendar-2024 totals of JPY xx.xx for SoC testers and JPY xx.xx for memory testers; handling, services and system-level testing are disclosed separately. ([advantest.com](https://www.advantest.com/document/en/investors/ir-library/result/JE_BIZ_250425_slide.pdf))

2. Advantest - FY2025 Third Quarter Financial Results Presentation, January 28, 2026

- Evidence informing the 2025 market-value input; displayed series and growth include calculations: The disclosed January-March 2025 quarter and April-December 2025 quarters produce calendar-2025 SoC tester revenue of JPY xx.xx and memory tester revenue of JPY xx.xx. These are supplier revenues, not a published global market total. ([advantest.com](https://www.advantest.com/document/en/investors/ir-library/result/JE_BIZ_260128_slide.pdf))
- Evidence informing base-year allocation inputs; displayed values and growth are calculated: Japan deliveries constrain the base country equipment-demand proxy.
- Evidence informing base-year allocation inputs; displayed values and growth are calculated: Quarterly product disclosures reconstruct calendar-2025 SoC revenue of JPY xx.xx, before the inherited eligible-SoC scope deduction.
- Evidence informing base-year allocation inputs; displayed values and growth are calculated: Quarterly memory revenue totals JPY xx.xx for calendar 2025, anchoring the memory equipment pool rather than a published global share.
- Evidence informing base-year allocation inputs; displayed values and growth are calculated: January-March memory revenue of JPY xx.xx supports the fiscal-to-calendar application-mix bridge.
- Evidence informing base-year allocation inputs; displayed values and growth are calculated: Quarterly SoC revenues of JPY xx.xx, xx.xx, xx.xx and xx.xx reconstruct calendar-2025 revenue of JPY xx.xx, the supplier revenue ceiling used for modeled eligible OPENSTAR attribution. ([advantest.com](https://www.advantest.com/document/en/investors/ir-library/result/JE_BIZ_260128_slide.pdf))
- Evidence informing base-year allocation inputs; displayed values and growth are calculated: Reported quarters support the calendar-2025 SoC revenue bridge used to estimate Computing's equipment weight. ([advantest.com](https://www.advantest.com/document/en/investors/ir-library/result/JE_BIZ_260128_slide.pdf))
- Evidence informing base-year allocation inputs; displayed values and growth are calculated: The same quarterly equipment revenues constrain the combined Computing/Communications budget before modeled separation. ([advantest.com](https://www.advantest.com/document/en/investors/ir-library/result/JE_BIZ_260128_slide.pdf))
- Evidence informing base-year allocation inputs; displayed values and growth are calculated: The quarterly product table independently reproduces calendar-2025 SoC revenue of JPY xx.xx and memory revenue of JPY xx.xx. These constrain the inherited equipment-revenue scale but do not disclose an acquisition-model split. ([advantest.com](https://www.advantest.com/document/en/investors/ir-library/result/JE_BIZ_260128_slide.pdf))
- Evidence informing base-year allocation inputs; displayed values and growth are calculated: Quarterly product disclosures reconstruct calendar-2025 SoC revenue of JPY xx.xx and memory revenue of JPY xx.xx, supporting the retained scoped manufacturer budget rather than an observed channel share. ([advantest.com](https://www.advantest.com/document/en/investors/ir-library/result/JE_BIZ_260128_slide.pdf))
- Evidence informing base-year allocation inputs; displayed values and growth are calculated: The manufacturer equipment budget provides the economic scale against which inherited intermediary penetration is allocated; the presentation does not quantify reseller receipts. ([advantest.com](https://www.advantest.com/document/en/investors/ir-library/result/JE_BIZ_260128_slide.pdf))
- Evidence informing base-year allocation inputs; displayed values and growth are calculated: Quarterly memory-system receipts reconstruct calendar-2025 revenue of JPY xx.xx, an input to the shared diversified-memory equipment budget.
- Evidence informing forecast-year allocation inputs; displayed values and growth are calculated: Quarterly memory-system receipts reconstruct calendar-2025 revenue of JPY xx.xx, an input to the shared diversified-memory equipment budget.
- Evidence informing base-year allocation inputs; displayed values and growth are calculated: The observed memory receipts constrain the parent purchasing budget from which the modeled intermediate-assembly portion is attributed; no insertion split is disclosed.
- Evidence informing forecast-year allocation inputs; displayed values and growth are calculated: The observed memory receipts constrain the parent purchasing budget from which the modeled intermediate-assembly portion is attributed; no insertion split is disclosed.
- Evidence informing base-year allocation inputs; displayed values and growth are calculated: Product-line receipts support the common equipment-budget bridge carried into the package-test allocation and its forecast starting weights.
- Evidence informing forecast-year allocation inputs; displayed values and growth are calculated: Product-line receipts support the common equipment-budget bridge carried into the package-test allocation and its forecast starting weights.

3. Advantest - FY2026 First Quarter Financial Results Presentation, July 29, 2026

· Evidence informing the 2026 market-value input; displayed series and growth include calculations: The presentation reports January-March 2026 SoC/memory revenues of JPY xx.xx/xx.xx and April-June revenues of JPY xx.xx/xx.xx. July guidance forecasts fiscal-2026 SoC/memory revenues of JPY xx.xx/xx.xx and supplies the fiscal-to-calendar bridge. Guidance is not realized revenue. ([advantest.com](https://www.advantest.com/document/en/investors/ir-library/result/JE_BIZ_260729_slide.pdf))

· Evidence informing the 2040 market-value input; displayed series and growth include calculations: Current equipment revenue and company-specific capacity plans constrain the forecast starting point, not the assumed long-run growth rate or the 2040 result. ([advantest.com](https://www.advantest.com/document/en/investors/ir-library/result/JE_BIZ_260729_slide.pdf))

· Evidence informing forecast-year allocation inputs; displayed values and growth are calculated: Actual quarterly SoC revenue and FY2026 product guidance constrain the inherited 2026 supplier bridge used to forecast relative category weights.

· Evidence informing forecast-year allocation inputs; displayed values and growth are calculated: January-March and April-June memory revenue of JPY xx.xx/xx.xx and FY2026 guidance of JPY xx.xx constrain the calendar bridge.

· Evidence informing base-year allocation inputs; displayed values and growth are calculated: Rounded fiscal DRAM mixes are xx.xx% for FY2024 and xx.xx% for FY2025; FY2026 guidance is xx.xx%. Calendar conversion and co-primary deductions are modeled.

· Evidence informing forecast-year allocation inputs; displayed values and growth are calculated: Rounded fiscal DRAM mixes are xx.xx% for FY2024 and xx.xx% for FY2025; FY2026 guidance is xx.xx%. Calendar conversion and co-primary deductions are modeled.

· Evidence informing base-year allocation inputs; displayed values and growth are calculated: Corresponding nonvolatile mixes are xx.xx%, xx.xx% and guided xx.xx%, qualifying an exclusively DRAM-led outlook without verifying future global shares.

· Evidence informing forecast-year allocation inputs; displayed values and growth are calculated: Corresponding nonvolatile mixes are xx.xx%, xx.xx% and guided xx.xx%, qualifying an exclusively DRAM-led outlook without verifying future global shares.

· Evidence informing base-year allocation inputs; displayed values and growth are calculated: Own SoC sales mix is approximately xx.xx% Computing/Communications in FY24 and xx.xx% in FY25; 2026 demand commentary constrains forecast direction, not the final share. ([advantest.com](https://www.advantest.com/document/en/investors/ir-library/result/JE_BIZ_260729_slide.pdf))

· Evidence informing forecast-year allocation inputs; displayed values and growth are calculated: Own SoC sales mix is approximately xx.xx% Computing/Communications in FY24 and xx.xx% in FY25; 2026 demand commentary constrains forecast direction, not the final share. ([advantest.com](https://www.advantest.com/document/en/investors/ir-library/result/JE_BIZ_260729_slide.pdf))

· Evidence informing base-year allocation inputs; displayed values and growth are calculated: Reported combined application proportions constrain the common budget; the separate Communications allocation and future mix remain modeled. ([advantest.com](https://www.advantest.com/document/en/investors/ir-library/result/JE_BIZ_260729_slide.pdf))

· Evidence informing forecast-year allocation inputs; displayed values and growth are calculated: Reported combined application proportions constrain the common budget; the separate Communications allocation and future mix remain modeled. ([advantest.com](https://www.advantest.com/document/en/investors/ir-library/result/JE_BIZ_260729_slide.pdf))

4. Teradyne, Inc. - Form 10-K for the Year Ended December 31, 2025
   - Evidence informing the 2023 market-value input; displayed series and growth include calculations: The revenue-disaggregation table reports 2023 point-in-time SoC revenue of USD xx.xx and memory revenue of USD xx.xx. Replacement parts require a further modeled deduction. ([investors.teradyne.com](https://investors.teradyne.com/sec-filings/all-sec-filings/content/xx.xx-xx.xx-xx.xx/xx.xx-xx.xx-xx.xx.pdf))
   - Evidence informing the 2024 market-value input; displayed series and growth include calculations: The filing reports 2024 point-in-time SoC revenue of USD xx.xx and memory revenue of USD xx.xx separately from over-time revenue and IST. ([investors.teradyne.com](https://investors.teradyne.com/sec-filings/all-sec-filings/content/xx.xx-xx.xx-xx.xx/xx.xx-xx.xx-xx.xx.pdf))
   - Evidence informing the 2025 market-value input; displayed series and growth include calculations: The filing reports 2025 point-in-time SoC revenue of USD xx.xx and memory revenue of USD xx.xx. Point-in-time recognition includes products and replacement parts and is therefore an equipment proxy rather than an exact complete-system subtotal. ([investors.teradyne.com](https://investors.teradyne.com/sec-filings/all-sec-filings/content/xx.xx-xx.xx-xx.xx/xx.xx-xx.xx-xx.xx.pdf))
   - Evidence informing base-year allocation inputs; displayed values and growth are calculated: Customer-site geography and broader revenue disclosures support the scoped national destination bridge.
   - Evidence informing base-year allocation inputs; displayed values and growth are calculated: 2025 point-in-time SoC revenue is USD xx.xx; equipment and eligible-device deductions remain modeled.
   - Evidence informing base-year allocation inputs; displayed values and growth are calculated: 2025 point-in-time memory revenue is USD xx.xx; replacement parts require the inherited equipment adjustment.
   - Evidence informing base-year allocation inputs; displayed values and growth are calculated: The filing identifies DRAM/HBM commercial activity; it does not disclose the modeled annual DRAM configuration fraction.
   - Evidence informing base-year allocation inputs; displayed values and growth are calculated: Magnum flash-memory activity supports nonvolatile category participation, not the assumed annual sales fraction.
   - Evidence informing base-year allocation inputs; displayed values and growth are calculated: Separately reported specifying and purchasing customers support treating commercial roles distinctly, without adding overlapping customer percentages.
   - Evidence informing forecast-year allocation inputs; displayed values and growth are calculated: Separately reported specifying and purchasing customers support treating commercial roles distinctly, without adding overlapping customer percentages.
   - Evidence informing base-year allocation inputs; displayed values and growth are calculated: Reported 2024-2025 product revenues supply a realized-demand challenge, but do not identify engineering-only sales; the allocation retains this attribution limitation. ([investors.teradyne.com](https://investors.teradyne.com/sec-filings/all-sec-filings/content/xx.xx-xx.xx-xx.xx/xx.xx-xx.xx-xx.xx.pdf))
   - Evidence informing forecast-year allocation inputs; displayed values and growth are calculated: Reported 2024-2025 product revenues supply a realized-demand challenge, but do not identify engineering-only sales; the allocation retains this attribution limitation. ([investors.teradyne.com](https://investors.teradyne.com/sec-filings/all-sec-filings/content/xx.xx-xx.xx-xx.xx/xx.xx-xx.xx-xx.xx.pdf))
   - Evidence informing base-year allocation inputs; displayed values and growth are calculated: Point-in-time SoC revenue grew approximately xx.xx% while memory declined approximately xx.xx%, qualifying uniform-growth assumptions rather than directly establishing purpose shares. ([investors.teradyne.com](https://investors.teradyne.com/sec-filings/all-sec-filings/content/xx.xx-xx.xx-xx.xx/xx.xx-xx.xx-xx.xx.pdf))
   - Evidence informing forecast-year allocation inputs; displayed values and growth are calculated: Point-in-time SoC revenue grew approximately xx.xx% while memory declined approximately xx.xx%, qualifying uniform-growth assumptions rather than directly establishing purpose shares. ([investors.teradyne.com](https://investors.teradyne.com/sec-filings/all-sec-filings/content/xx.xx-xx.xx-xx.xx/xx.xx-xx.xx-xx.xx.pdf))
   - Evidence informing base-year allocation inputs; displayed values and growth are calculated: Distinguishes platform specifiers from purchasing customers, supporting the requirement for an accepted joint remit rather than inferring it from platform selection. ([investors.teradyne.com](https://investors.teradyne.com/sec-filings/all-sec-filings/content/xx.xx-xx.xx-xx.xx/xx.xx-xx.xx-xx.xx.pdf))
   - Evidence informing forecast-year allocation inputs; displayed values and growth are calculated: Distinguishes

5. Teradyne, Inc. - Form 10-Q for the Quarterly Period Ended June 28, 2026
   - Evidence informing the 2026 market-value input; displayed series and growth include calculations: First-half 2026 point-in-time revenue was USD xx.xx for SoC and USD xx.xx for memory. Comparable first-half 2025 amounts were USD xx.xx and USD xx.xx independently establishing strong realized growth before the modeled second half. ([investors.teradyne.com](https://investors.teradyne.com/sec-filings/all-sec-filings/content/xx.xx-xx.xx-xx.xx/xx.xx-xx.xx-xx.xx.pdf))
   - Evidence informing forecast-year allocation inputs; displayed values and growth are calculated: First-half 2026 point-in-time SoC revenue of USD xx.xx anchors the scoped and annualized SoC forecast input.
   - Evidence informing forecast-year allocation inputs; displayed values and growth are calculated: First-half 2026 point-in-time memory revenue of USD xx.xx anchors the memory forecast pool; second-half realization remains assumed.
   - Evidence informing forecast-year allocation inputs; displayed values and growth are calculated: The observed memory pool constrains the forecast numerator to which the explicitly assumed small SRAM fraction is applied; SRAM sales are not separately disclosed.
   - Evidence informing forecast-year allocation inputs; displayed values and growth are calculated: The observed memory pool constrains modeled multi-family attribution, but does not independently establish co-primary configuration sales.
   - Evidence informing forecast-year allocation inputs; displayed values and growth are calculated: The scoped memory forecast pool supplies one bounded source of combined-configuration value; the co-primary fraction remains assumed.
6. Cohu, Inc. - Form 10-K for the Fiscal Year Ended December 27, 2025
   - Evidence informing the 2023 market-value input; displayed series and growth include calculations: Cohu reports 2023 systems-semiconductor test and inspection revenue of USD xx.xx. Only an assumed complete-tester and eligible-device portion enters this market. ([sec.gov](https://www.sec.gov/Archives/edgar/data/xx.xx/xx.xx/cohu20251227_10k.htm))
   - Evidence informing the 2024 market-value input; displayed series and growth include calculations: Cohu reports 2024 systems-semiconductor test and inspection revenue of USD xx.xx separately from non-systems revenue. ([sec.gov](https://www.sec.gov/Archives/edgar/data/xx.xx/xx.xx/cohu20251227_10k.htm))
   - Evidence informing the 2025 market-value input; displayed series and growth include calculations: Cohu reports 2025 systems-semiconductor test and inspection revenue of USD xx.xx. Automation, inspection, interfaces and recurring services prevent attribution of the whole company to SoC testers. ([sec.gov](https://www.sec.gov/Archives/edgar/data/xx.xx/xx.xx/cohu20251227_10k.htm))
   - Evidence informing base-year allocation inputs; displayed values and growth are calculated: Cohu describes a primarily direct commercial model supported by targeted independent representatives, supporting direct attribution where the manufacturer remains the contractual seller. ([sec.gov](https://www.sec.gov/Archives/edgar/data/xx.xx/xx.xx/cohu20251227_10k.htm))
   - Evidence informing forecast-year allocation inputs; displayed values and growth are calculated: Cohu describes a primarily direct commercial model supported by targeted independent representatives, supporting direct attribution where the manufacturer remains the contractual seller. ([sec.gov](https://www.sec.gov/Archives/edgar/data/xx.xx/xx.xx/cohu20251227_10k.htm))
   - Evidence informing base-year allocation inputs; displayed values and growth are calculated: Independent-representative commissions are identified in selling expenses; representation alone does not establish title-taking equipment resale or a numerical distributor share. ([sec.gov](https://www.sec.gov/Archives/edgar/data/xx.xx/xx.xx/cohu20251227_10k.htm))
   - Evidence informing forecast-year allocation inputs; displayed values and growth are calculated: Independent-representative commissions are identified in selling expenses; representation alone does not establish title-taking equipment resale or a numerical distributor share. ([sec.gov](https://www.sec.gov/Archives/edgar/data/xx.xx/xx.xx/cohu20251227_10k.htm))

7. Hangzhou Changchuan Technology Co., Ltd. - 2025 Annual Report
   - Evidence informing the 2024 market-value input; displayed series and growth include calculations: The product table reports 2024 tester revenue of CNY xx.xx, distinct from handlers and other products. Its SoC-eligible portion remains modeled. ([static.cninfo.com.cn](https://static.cninfo.com.cn/finalpage/2026-xx.xx-xx.xx/xx.xx.PDF))
   - Evidence informing the 2025 market-value input; displayed series and growth include calculations: The product table reports 2025 tester revenue of CNY xx.xx. The filing's broader analog and digital portfolio requires a scope adjustment rather than inclusion of all tester revenue. ([static.cninfo.com.cn](https://static.cninfo.com.cn/finalpage/2026-xx.xx-xx.xx/xx.xx.PDF))
8. YC Corporation - Business Report for the Year Ended December 31, 2025
   - Evidence informing the 2023 market-value input; displayed series and growth include calculations: The sales table reports KRW xx.xx for the 2023 memory-wafer-tester, semiconductor-equipment, parts, modification and related category. Complete-equipment attribution requires a deduction. ([kind.krx.co.kr](https://kind.krx.co.kr/external/2026/xx.xx/xx.xx/xx.xx/xx.xx/xx.xx.htm))
   - Evidence informing the 2024 market-value input; displayed series and growth include calculations: The comparable 2024 category revenue is KRW xx.xx, not an independently isolated complete-tester total. ([kind.krx.co.kr](https://kind.krx.co.kr/external/2026/xx.xx/xx.xx/xx.xx/xx.xx/xx.xx.htm))
   - Evidence informing the 2025 market-value input; displayed series and growth include calculations: The comparable 2025 category revenue is KRW xx.xx. Parts, modifications and other equipment remain a material scope uncertainty. ([kind.krx.co.kr](https://kind.krx.co.kr/external/2026/xx.xx/xx.xx/xx.xx/xx.xx/xx.xx.htm))
   - Evidence informing base-year allocation inputs; displayed values and growth are calculated: YC reports KRW xx.xx in a broad memory-wafer-tester, parts, modification and related revenue category, constraining the inherited equipment budget.
   - Evidence informing base-year allocation inputs; displayed values and growth are calculated: The company's own business description establishes DRAM equipment activity; the assumed xx.xx% allocation is not disclosed.
   - Evidence informing base-year allocation inputs; displayed values and growth are calculated: NAND equipment participation establishes the nonvolatile commercial mapping; the assumed xx.xx% allocation is not an observed split.
9. Chroma ESG - About Chroma: 2025 Group Financial and Operating Profile
   - Evidence informing the 2025 market-value input; displayed series and growth include calculations: Chroma's own disclosure states 2025 group consolidated revenue of USD xx.xx. This broad corporate amount constrains, but does not directly measure, its eligible complete-SoC-tester revenue. ([csr.chromaate.com](https://csr.chromaate.com/en/esg-en/green-chroma-en/brand-en))
10. Chroma ESG - Green Revenue and Financial Performance, 2025
    - Evidence informing the 2024 market-value input; displayed series and growth include calculations: Chroma reports 2025 consolidated revenue growth of xx.xx%. The model uses this company growth rate to backcast its small 2024 scoped revenue budget at a constant conversion basis, not as an observed 2024 tester subtotal. ([csr.chromaate.com](https://csr.chromaate.com/en/esg-en/green-chroma-en/green-revenue-en))
    - Evidence informing the 2025 market-value input; displayed series and growth include calculations: The disclosure distinguishes broad measurement products and SLT demand, reinforcing the need to exclude unrelated corporate revenue from the SoC/memory tester estimate. ([csr.chromaate.com](https://csr.chromaate.com/en/esg-en/green-chroma-en/green-revenue-en))

11. Federal Reserve Board - Foreign Exchange Rates, G.5A, January 5, 2026

· Evidence informing the 2023 market-value input; displayed series and growth include calculations: The official annual-average exchange-rate release supplies the currency-conversion benchmark; the model uses JPY xx.xx per USD for its large calendar-2023 Japanese revenue anchor and an explicitly rounded KRW conversion for the smaller Korean budget. ([fred.stlouisfed.org](https://fred.stlouisfed.org/series/AEXJPUS/))

· Evidence informing the 2024 market-value input; displayed series and growth include calculations: The model uses JPY xx.xx per USD for calendar 2024; small CNY and KRW budgets use disclosed approximate conversion assumptions close to the official annual averages. ([fred.stlouisfed.org](https://fred.stlouisfed.org/series/AEXJPUS/))

· Evidence informing the 2025 market-value input; displayed series and growth include calculations: The model uses JPY xx.xx per USD for calendar 2025. CNY xx.xx and KRW xx.xx per USD are rounded modeling conventions, not the release's exact observations. ([fred.stlouisfed.org](https://fred.stlouisfed.org/series/AEXJPUS/))

12. SEMI - 2018 Global Semiconductor Equipment Sales Jump to Record USD 64.5 Billion

· Evidence informing the 2017 market-value input; displayed series and growth include calculations: The association's member-billings release reports xx.xx% growth in total test equipment sales in 2018. Its inverse supplies the 2017 historical proxy; it is not a direct observation of the narrower captured market. ([www1.semi.org](https://www1.semi.org/en/2018-global-semiconductor-equipment-sales-jump-record-xx.xx-billion))

· Evidence informing the 2018 market-value input; displayed series and growth include calculations: The release reports approximately USD xx.xx of total semiconductor-equipment sales in 2018, used only with the 2019 equipment total as a disclosed broad-cycle proxy. ([www1.semi.org](https://www1.semi.org/en/2018-global-semiconductor-equipment-sales-jump-record-xx.xx-billion))

13. SEMI - 2020 Global Semiconductor Equipment Sales Surge 19% to Industry Record USD 71.2 Billion

· Evidence informing the 2018 market-value input; displayed series and growth include calculations: The release reports 2019 total equipment billings of USD xx.xx. Relative to the published approximate 2018 total, this supplies a broad-equipment downturn proxy, not an observed SoC/memory tester growth rate. ([semi.org](https://www.semi.org/en/news-media-press/semi-press-releases/annual-global-semiconductor-equipment-sales))

· Evidence informing the 2019 market-value input; displayed series and growth include calculations: Reported 2020 total-test-equipment growth of xx.xx% supplies the inverse bridge into 2019. ([semi.org](https://www.semi.org/en/news-media-press/semi-press-releases/annual-global-semiconductor-equipment-sales))

· Evidence informing the 2020 market-value input; displayed series and growth include calculations: The association's member-submitted billings dataset reports xx.xx% total-test-equipment growth in 2020, used as a historical demand-cycle proxy. ([semi.org](https://www.semi.org/en/news-media-press/semi-press-releases/annual-global-semiconductor-equipment-sales))

14. SEMI - 2021 Global Semiconductor Equipment Sales Surge 44% to Industry Record USD 102.6 Billion

· Evidence informing the 2020 market-value input; displayed series and growth include calculations: Reported total-test-equipment sales growth of xx.xx% in 2021 supports the inverse bridge from the 2021 estimate to 2020. ([semi.org](https://www.semi.org/en/news-media-press-releases/semi-press-releases/2021-global-semiconductor-equipment-sales-surge-xx.xx%xx.xx-to-industry-record-%xx.xx-billion-semi-reports))

· Evidence informing the 2021 market-value input; displayed series and growth include calculations: The xx.xx% test-equipment increase is a member-billings observation for a broader equipment class, not the final market value returned here. ([semi.org](https://www.semi.org/en/news-media-press-releases/semi-press-releases/2021-global-semiconductor-equipment-sales-surge-xx.xx%xx.xx-to-industry-record-%xx.xx-billion-semi-reports))

15. SEMI - Global Semiconductor Equipment Billings Reach Industry Record USD 107.6 Billion in 2022

· Evidence informing the 2021 market-value input; displayed series and growth include calculations: The release reports a xx.xx% contraction in total-test-equipment billings in 2022, supporting the inverse historical bridge into 2021. ([semi.org](https://www.semi.org/en/news-media-press-releases/semi-press-releases/global-semiconductor-equipment-billings-reach-industry-record-%xx.xx-billion-in-2022-semi-reports))

16. SEMI - Global Semiconductor Equipment Billings Slip to USD 106.3 Billion in 2023
· Evidence informing the 2023 market-value input; displayed series and growth include calculations: The xx.xx% broader test-equipment decline supplies a historical-cycle constraint and one small-supplier backcast assumption, not the target-market level.
([semi.org](https://www.semi.org/en/news-media-press-releases/semi-press-releases/global-semiconductor-equipment-billings-slip-to-%xx.xx-billion-in-2023-semi-reports))
17. SEMI - Global Semiconductor Equipment Billings Surged to USD 117 Billion in 2024
· Evidence informing the 2024 market-value input; displayed series and growth include calculations: Realized total-test-equipment billings increased xx.xx% in 2024. This independently checks the direction and approximate magnitude of the modeled target-market recovery without substituting the broader category for this market.
([semi.org](https://www.semi.org/en/semi-press-release/global-semiconductor-equipment-billings-surged-to-xx.xx-billion-dollars-in-2024-semi-reports))
18. SEMI - Global Semiconductor Equipment Billings Reached USD 135 Billion in 2025
· Evidence informing the 2025 market-value input; displayed series and growth include calculations: The association reports realized total-test-equipment billings growth of xx.xx% in 2025. The modeled target-market increase of approximately xx.xx% is directionally consistent; differing product boundaries prevent an exact reconciliation.
([semi.org](https://www.semi.org/en/SEMI-Reports-Global-Semiconductor-Equipment-Billings-Reached-xx.xx-Billion-in-2025))

19. Advantest - Annual Securities Report and Business Report for the Year Ended March 31, 2026

- Evidence informing the 2025 market-value input; displayed series and growth include calculations: Note xx.xx identifies customer operating leases of semiconductor test systems and JPY xx.xx of future payments receivable at March xx.xx 2025. This establishes a small supplier-specific leasing activity, not annual global leasing revenue. ([advantest.com](https://www.advantest.com/document/en/investors/ir-library/report/IR_SecuritiesandBusinesReport_84th_en.pdf))
- Evidence informing the 2026 market-value input; displayed series and growth include calculations: Future customer lease payments receivable were JPY xx.xx at March xx.xx 2026; disclosed terms were one to three years and noncancelable. These figures qualify any assumption that OEM leasing is necessarily large or offers flexible exit. ([advantest.com](https://www.advantest.com/document/en/investors/ir-library/report/IR_SecuritiesandBusinesReport_84th_en.pdf))
- Evidence informing base-year allocation inputs; displayed values and growth are calculated: Named NVIDIA-group customer receipts constrain direct fabless purchasing; fiscal/calendar and eligible-equipment attribution remain modeled.
- Evidence informing forecast-year allocation inputs; displayed values and growth are calculated: Named NVIDIA-group customer receipts constrain direct fabless purchasing; fiscal/calendar and eligible-equipment attribution remain modeled.
- Evidence informing base-year allocation inputs; displayed values and growth are calculated: Named TSMC customer receipts anchor the foundry purchasing model; other suppliers and foundries require explicit coverage assumptions.
- Evidence informing forecast-year allocation inputs; displayed values and growth are calculated: Named TSMC customer receipts anchor the foundry purchasing model; other suppliers and foundries require explicit coverage assumptions.
- Evidence informing base-year allocation inputs; displayed values and growth are calculated: The equipment-revenue policy recognizes product revenue when control transfers on contractual delivery or acceptance, supporting the purchase classification rather than service-revenue attribution. ([advantest.com](https://www.advantest.com/document/en/investors/ir-library/report/IR_SecuritiesandBusinesReport_84th_en.pdf))
- Evidence informing forecast-year allocation inputs; displayed values and growth are calculated: The equipment-revenue policy recognizes product revenue when control transfers on contractual delivery or acceptance, supporting the purchase classification rather than service-revenue attribution. ([advantest.com](https://www.advantest.com/document/en/investors/ir-library/report/IR_SecuritiesandBusinesReport_84th_en.pdf))
- Evidence informing base-year allocation inputs; displayed values and growth are calculated: Note xx.xx discloses customer operating leases, one-to-three-year noncancelable terms, and remaining payments of JPY xx.xx and JPY xx.xx at March xx.xx 2025 and March xx.xx 2026. These constrain contractual and adoption assumptions, not annual global leasing revenue or the final forecast share. ([advantest.com](https://www.advantest.com/document/en/investors/ir-library/report/IR_SecuritiesandBusinesReport_84th_en.pdf))
- Evidence informing forecast-year allocation inputs; displayed values and growth are calculated: Note xx.xx discloses customer operating leases, one-to-three-year noncancelable terms, and remaining payments of JPY xx.xx and JPY xx.xx at March xx.xx 2025 and March xx.xx 2026. These constrain contractual and adoption assumptions, not annual global leasing revenue or the final forecast share. ([advantest.com](https://www.advantest.com/document/en/investors/ir-library/report/IR_SecuritiesandBusinesReport_84th_en.pdf))
- Evidence informing base-year allocation inputs; displayed values and growth are calculated: Wholly owned regional test-system sales subsidiaries establish consolidated manufacturer selling, while customer operating leases establish an OEM leasing route; both support the contractual-role allocation premise. ([advantest.com](https://www.advantest.com/document/en/investors/ir-library/report/IR_SecuritiesandBusinesReport_84th_en.pdf))
- Evidence informing forecast-year allocation inputs; displayed values and growth are calculated: Wholly owned regional test-system sales subsidiaries establish consolidated manufacturer selling, while customer operating leases establish an OEM leasing route; both support the contractual-role allocation premise. ([advantest.com](https://www.advantest.com/document/en/investors/ir-library/report/IR_SecuritiesandBusinesReport_84th_en.pdf))
- Evidence informing base-year allocation inputs; displayed values and growth are calculated: Future customer lease payments of JPY xx.xx at March xx.xx 2025 and JPY xx.xx at March xx.xx 2026 are supplier-specific receivables, not annual global merchant lease revenue; they limit rather than verify the leasing assumptions. ([advantest.com](https://www.advantest.com/document/en/investors/ir-library/report/IR_SecuritiesandBusinesReport_84th_en.pdf))

20. Amkor Technology, Inc. - Form 10-K for the Year Ended December 31, 2025

- Evidence informing the 2025 market-value input; displayed series and growth include calculations: Amkor reports 2025 capital expenditures of USD xx.xx versus USD xx.xx in 2024, covering packaging, testing and facilities. The amount is a buyer-spending constraint, not tester-only spending. ([sec.gov](https://www.sec.gov/Archives/edgar/data/xx.xx/xx.xx/amkr-xx.xx.htm))
- Evidence informing the 2026 market-value input; displayed series and growth include calculations: The filing's USD xx.xx-xx.xx 2026 capital-expenditure expectation is primarily increased by Arizona construction. It cannot be treated as an equivalent tester award or annual tester-market increment. ([sec.gov](https://www.sec.gov/Archives/edgar/data/xx.xx/xx.xx/amkr-xx.xx.htm))
- Evidence informing the 2028 market-value input; displayed series and growth include calculations: Standardized tester investment, customer-consigned equipment and equipment-redeployment risks qualify the conversion from announced capacity projects to incremental tester purchases. No project investment is added directly to the 2028 forecast. ([sec.gov](https://www.sec.gov/Archives/edgar/data/xx.xx/xx.xx/amkr-xx.xx.htm))
- Evidence informing the 2029 market-value input; displayed series and growth include calculations: The buyer's broad spending and commitment disclosures support retaining procurement-conversion and reuse uncertainty rather than equating project completion with tester sales. ([sec.gov](https://www.sec.gov/Archives/edgar/data/xx.xx/xx.xx/amkr-xx.xx.htm))
- Evidence informing base-year allocation inputs; displayed values and growth are calculated: The test-equipment accounting-life extension from five to seven years constrains the annualized production denominator against which engineering purchasing is compared. ([sec.gov](https://www.sec.gov/Archives/edgar/data/xx.xx/xx.xx/amkr-xx.xx.htm))
- Evidence informing forecast-year allocation inputs; displayed values and growth are calculated: The test-equipment accounting-life extension from five to seven years constrains the annualized production denominator against which engineering purchasing is compared. ([sec.gov](https://www.sec.gov/Archives/edgar/data/xx.xx/xx.xx/amkr-xx.xx.htm))
- Evidence informing base-year allocation inputs; displayed values and growth are calculated: Seven-year test-equipment accounting life anchors the selected purchasing-frequency proxy; broad capital expenditure is not treated as tester-only spending. ([sec.gov](https://www.sec.gov/Archives/edgar/data/xx.xx/xx.xx/amkr-xx.xx.htm))
- Evidence informing forecast-year allocation inputs; displayed values and growth are calculated: Seven-year test-equipment accounting life anchors the selected purchasing-frequency proxy; broad capital expenditure is not treated as tester-only spending. ([sec.gov](https://www.sec.gov/Archives/edgar/data/xx.xx/xx.xx/amkr-xx.xx.htm))
- Evidence informing base-year allocation inputs; displayed values and growth are calculated: Standardized platforms and customer-consigned testers qualify ownership and reuse attribution; these conditions do not establish accepted joint-purpose deployment. ([sec.gov](https://www.sec.gov/Archives/edgar/data/xx.xx/xx.xx/amkr-xx.xx.htm))
- Evidence informing forecast-year allocation inputs; displayed values and growth are calculated: Standardized platforms and customer-consigned testers qualify ownership and reuse attribution; these conditions do not establish accepted joint-purpose deployment. ([sec.gov](https://www.sec.gov/Archives/edgar/data/xx.xx/xx.xx/amkr-xx.xx.htm))
- Evidence informing base-year allocation inputs; displayed values and growth are calculated: The buyer reports approximately xx.xx% Computing sales and standardized tester investment, providing a representativeness and reuse check, not equipment-market weights. ([sec.gov](https://www.sec.gov/Archives/edgar/data/xx.xx/xx.xx/amkr-xx.xx.htm))
- Evidence informing forecast-year allocation inputs; displayed values and growth are calculated: The buyer reports approximately xx.xx% Computing sales and standardized tester investment, providing a representativeness and reuse check, not equipment-market weights. ([sec.gov](https://www.sec.gov/Archives/edgar/data/xx.xx/xx.xx/amkr-xx.xx.htm))
- Evidence informing base-year allocation inputs; displayed values and growth are calculated: Approximately xx.xx% Communications sales and customer-consigned equipment demonstrate why operator revenue and ownership cannot directly determine tester purchasing shares. ([sec.gov](https://www.sec.gov/Archives/edgar/data/xx.xx/xx.xx/amkr-xx.xx.htm))
- Evidence informing forecast-year allocation inputs; displayed values and growth are calculated: Approximately xx.xx% Communications sales and customer-consigned equipment demonstrate why operator revenue and ownership cannot directly determine tester purchasing shares. ([sec.gov](https://www.sec.gov/Archives/edgar/data/xx.xx/xx.xx/amkr-xx.xx.htm))
- Evidence informing base-year allocation inputs; displayed values and growth are calculated: Approximately xx.xx% Consumer sales provide a buyer-specific countercheck; shared-platform practices do not quantify

21. Intel Corporation - Form 10-K for the Year Ended December 27, 2025
    - Evidence informing forecast-year allocation inputs; displayed values and growth are calculated: Discontinued Germany expansion constrains the forecast; no canceled-project tester increment is included.
22. Amkor - Announces Phase 2 of Arizona Advanced Packaging and Test Campus, September 8, 2026
    - Evidence informing forecast-year allocation inputs; displayed values and growth are calculated: Phase-two construction and completion expectations support delayed procurement conversion, not a 2025 equipment award.
23. NIST - Appendix: The CHIPS Program Office Vision for Success, Two Years Later, January 2025
    - Evidence informing forecast-year allocation inputs; displayed values and growth are calculated: Device-manufacturing and packaging project locations constrain the national expansion opportunity; award ceilings are not tester spending.
24. Teradyne - Magnum 2 Memory Test Solution
    - Evidence informing base-year allocation inputs; displayed values and growth are calculated: Magnum xx.xx lists SRAM applications, establishing a commercial category mapping without supplying a revenue weight.
    - Evidence informing forecast-year allocation inputs; displayed values and growth are calculated: Magnum xx.xx lists SRAM applications, establishing a commercial category mapping without supplying a revenue weight.
    - Evidence informing base-year allocation inputs; displayed values and growth are calculated: DRAM, SRAM, NOR and NAND capability overlaps support mutually exclusive configuration attribution rather than adding advertised capabilities as sales.
    - Evidence informing forecast-year allocation inputs; displayed values and growth are calculated: DRAM, SRAM, NOR and NAND capability overlaps support mutually exclusive configuration attribution rather than adding advertised capabilities as sales.
    - Evidence informing base-year allocation inputs; displayed values and growth are calculated: Low-end SoC and memory applications identify a candidate combined-capability pool; actual joint customer mandates and numerical fractions remain unmeasured.
    - Evidence informing forecast-year allocation inputs; displayed values and growth are calculated: Low-end SoC and memory applications identify a candidate combined-capability pool; actual joint customer mandates and numerical fractions remain unmeasured.
    - Evidence informing base-year allocation inputs; displayed values and growth are calculated: Separately identifies an engineering configuration, supporting purpose classification and the direction of the modeled realization difference, not its exact numerical price ratio. ([teradyne.com](https://www.teradyne.com/products/magnum-xx.xx/))
    - Evidence informing forecast-year allocation inputs; displayed values and growth are calculated: Separately identifies an engineering configuration, supporting purpose classification and the direction of the modeled realization difference, not its exact numerical price ratio. ([teradyne.com](https://www.teradyne.com/products/magnum-xx.xx/))
    - Evidence informing base-year allocation inputs; displayed values and growth are calculated: Separately identifies production configurations, supporting production-purpose attribution rather than classification from family-wide capability alone. ([teradyne.com](https://www.teradyne.com/products/magnum-xx.xx/))
    - Evidence informing forecast-year allocation inputs; displayed values and growth are calculated: Separately identifies production configurations, supporting production-purpose attribution rather than classification from family-wide capability alone. ([teradyne.com](https://www.teradyne.com/products/magnum-xx.xx/))
    - Evidence informing base-year allocation inputs; displayed values and growth are calculated: Engineering programs can transfer to production versions; this supports conditional continuity but does not measure joint-purpose purchases or the forecast adoption multiplier. ([teradyne.com](https://www.teradyne.com/products/magnum-xx.xx/))
    - Evidence informing forecast-year allocation inputs; displayed values and growth are calculated: Engineering programs can transfer to production versions; this supports conditional continuity but does not measure joint-purpose purchases or the forecast adoption multiplier. ([teradyne.com](https://www.teradyne.com/products/magnum-xx.xx/))

25. Advantest - T5835 Memory Test System
    - Evidence informing base-year allocation inputs; displayed values and growth are calculated: T5835 is commercially positioned for both DRAM and NAND, supporting the cross-family classification premise but not the modeled co-primary revenue fraction.
    - Evidence informing forecast-year allocation inputs; displayed values and growth are calculated: T5835 is commercially positioned for both DRAM and NAND, supporting the cross-family classification premise but not the modeled co-primary revenue fraction.
26. Advantest - T5503HS2 Memory Test System
    - Evidence informing base-year allocation inputs; displayed values and growth are calculated: DRAM/HBM product positioning establishes category mapping; the documented installed-T5503 upgrade path supports retaining upgrade-substitution uncertainty rather than assuming universal replacement.
    - Evidence informing forecast-year allocation inputs; displayed values and growth are calculated: DRAM/HBM product positioning establishes category mapping; the documented installed-T5503 upgrade path supports retaining upgrade-substitution uncertainty rather than assuming universal replacement.
27. Advantest will Showcase Latest Memory Test Solutions at Future of Memory and Storage 2024
    - Evidence informing base-year allocation inputs; displayed values and growth are calculated: The August xx.xx 2024 announcement identifies T5835 among promoted memory offerings, establishing pre-base-year commercial positioning without proving customer acceptance or sales mix.
28. Advantest - V93000 SoC Test Systems
    - Evidence informing base-year allocation inputs; displayed values and growth are calculated: Advantest classifies V93000 as a SoC Test System, supporting the commercial mapping of its reported SoC equipment pool without establishing a sales percentage.
    - Evidence informing forecast-year allocation inputs; displayed values and growth are calculated: Advantest classifies V93000 as a SoC Test System, supporting the commercial mapping of its reported SoC equipment pool without establishing a sales percentage.
    - Evidence informing base-year allocation inputs; displayed values and growth are calculated: V93000 documentation identifies reusable programs and interface hardware across generations and supplier-developed SmarTest software. These support the retained-investment condition, not a measured switching rate or forecast share. ([advantest.com](https://www.advantest.com/en/products/semiconductor-test-system/soc/v93000/))
    - Evidence informing forecast-year allocation inputs; displayed values and growth are calculated: V93000 documentation identifies reusable programs and interface hardware across generations and supplier-developed SmarTest software. These support the retained-investment condition, not a measured switching rate or forecast share. ([advantest.com](https://www.advantest.com/en/products/semiconductor-test-system/soc/v93000/))
29. Emerson Electric Co. - Form 10-K for the Year Ended September 30, 2025
    - Evidence informing base-year allocation inputs; displayed values and growth are calculated: Reported Test & Measurement sales of USD xx.xx in FY2025 and USD xx.xx in FY2024 constrain the broad NI revenue proxy, not complete SoC/memory tester revenue. ([ir.emerson.com](https://ir.emerson.com/sec-filings/all-sec-filings/content/xx.xx-xx.xx-xx.xx/emr-xx.xx.htm))
30. Emerson Electric Co. - Form 10-Q for the Quarter Ended December 31, 2025
    - Evidence informing base-year allocation inputs; displayed values and growth are calculated: December-quarter Test & Measurement sales of USD xx.xx versus USD xx.xx supply the approximate calendar bridge. Prior-period segment presentation was reclassified, limiting level comparability. ([sec.gov](https://www.sec.gov/Archives/edgar/data/xx.xx/xx.xx/emr-xx.xx.htm))
31. National Instruments Corporation - 2022 Annual Report
    - Evidence informing base-year allocation inputs; displayed values and growth are calculated: Semiconductor and Electronics represented approximately xx.xx% of NI's 2022 revenue, with approximately half from production test and half from R&D test. These historical mix observations calibrate, but do not verify, the 2025 scoped equipment budget. ([sec.gov](https://www.sec.gov/Archives/edgar/data/xx.xx/xx.xx/ny20006399x3_ars.pdf))

32. Advantest - FY2025 Financial Briefing, April 27, 2026

· Evidence informing base-year allocation inputs; displayed values and growth are calculated: Automotive/industrial/consumer/DDIC represented approximately xx.xx% and xx.xx% of fiscal SoC sales in FY2024 and FY2025, rounded to five-percentage-point increments. These application proportions constrain the mainstream equipment attribution. ([advantest.com](https://www.advantest.com/document/en/investors/ir-library/result/JE_BIZ_260427_slide.pdf))

· Evidence informing forecast-year allocation inputs; displayed values and growth are calculated: Automotive/industrial/consumer/DDIC represented approximately xx.xx% and xx.xx% of fiscal SoC sales in FY2024 and FY2025, rounded to five-percentage-point increments. These application proportions constrain the mainstream equipment attribution. ([advantest.com](https://www.advantest.com/document/en/investors/ir-library/result/JE_BIZ_260427_slide.pdf))

· Evidence informing base-year allocation inputs; displayed values and growth are calculated: Fiscal SoC sales increased from JPY xx.xx to JPY xx.xx, while computing/communications represented approximately xx.xx% of FY2025 SoC sales. This supports differentiated application-growth assumptions, not a directly observed proprietary share or future allocation. ([advantest.com](https://www.advantest.com/document/en/investors/ir-library/result/JE_BIZ_260427_slide.pdf))

· Evidence informing forecast-year allocation inputs; displayed values and growth are calculated: Fiscal SoC sales increased from JPY xx.xx to JPY xx.xx, while computing/communications represented approximately xx.xx% of FY2025 SoC sales. This supports differentiated application-growth assumptions, not a directly observed proprietary share or future allocation. ([advantest.com](https://www.advantest.com/document/en/investors/ir-library/result/JE_BIZ_260427_slide.pdf))

33. Advantest - Annual Report 2005

· Evidence informing base-year allocation inputs; displayed values and growth are calculated: The report identifies T2000's OPENSTAR basis and publicly available specifications developed through the Semiconductor Test Consortium. This supports historical standards classification only; its historical market-share statements are not used. ([www3.advantest.com](https://www3.advantest.com/documents/xx.xx/xx.xx/pdf_investor_AR2005_en.pdf))

· Evidence informing forecast-year allocation inputs; displayed values and growth are calculated: The report identifies T2000's OPENSTAR basis and publicly available specifications developed through the Semiconductor Test Consortium. This supports historical standards classification only; its historical market-share statements are not used. ([www3.advantest.com](https://www3.advantest.com/documents/xx.xx/xx.xx/pdf_investor_AR2005_en.pdf))

34. Advantest - What Is ATE (Automated Test Equipment)? Roles, Systems & Future Outlook

· Evidence informing base-year allocation inputs; displayed values and growth are calculated: Current company positioning identifies T2000 as open architecture and associates it with microcontroller and automotive applications, supporting continuity of the classification premise without measuring sales. ([advantest.com](https://www.advantest.com/en/semiconductor-basics/automated-test-equipment/))

· Evidence informing forecast-year allocation inputs; displayed values and growth are calculated: Current company positioning identifies T2000 as open architecture and associates it with microcontroller and automotive applications, supporting continuity of the classification premise without measuring sales. ([advantest.com](https://www.advantest.com/en/semiconductor-basics/automated-test-equipment/))

· Evidence informing base-year allocation inputs; displayed values and growth are calculated: The company distinguishes V93000's supplier-specific architecture from T2000's open-architecture positioning, supporting platform-level rather than supplier-wide classification. ([advantest.com](https://www.advantest.com/en/semiconductor-basics/automated-test-equipment/))

· Evidence informing forecast-year allocation inputs; displayed values and growth are calculated: The company distinguishes V93000's supplier-specific architecture from T2000's open-architecture positioning, supporting platform-level rather than supplier-wide classification. ([advantest.com](https://www.advantest.com/en/semiconductor-basics/automated-test-equipment/))

35. NI - What Is the Semiconductor Test System (STS)?

· Evidence informing base-year allocation inputs; displayed values and growth are calculated: STS is an integrated PXI-based ATE offering with broad RF, mixed-signal and MEMS positioning. This establishes the architecture and turnkey commercial model while requiring deductions for applications outside the captured SoC/memory boundary. ([ni.com](https://www.ni.com/en/shop/electronic-test-instrumentation/what-is-the-semiconductor-test-system.html))

· Evidence informing forecast-year allocation inputs; displayed values and growth are calculated: STS is an integrated PXI-based ATE offering with broad RF, mixed-signal and MEMS positioning. This establishes the architecture and turnkey commercial model while requiring deductions for applications outside the captured SoC/memory boundary. ([ni.com](https://www.ni.com/en/shop/electronic-test-instrumentation/what-is-the-semiconductor-test-system.html))

36. Marvin Test Solutions - PXIe Semiconductor Test System, TS-960e Series

· Evidence informing base-year allocation inputs; displayed values and growth are calculated: TS-960e is marketed as a complete integrated PXI Express semiconductor system for SoC applications, including proprietary application elements. It establishes commercial category participation, not the modeled smaller-system shipment count or price. ([marvintest.com](https://www.marvintest.com/Product/TS-960e-Series))

37. Emerson Electric Co. - Form 10-Q for the Quarter Ended June 30, 2026

· Evidence informing forecast-year allocation inputs; displayed values and growth are calculated: Nine-month Test & Measurement revenue of USD xx.xx versus USD xx.xx provides the broad growth calibration for the assumed 2026 eligible-equipment increase. Semiconductor and aerospace/defense both contributed, so the disclosure does not isolate open-standard SoC/memory sales. ([ir.emerson.com](https://ir.emerson.com/sec-filings/all-sec-filings/content/xx.xx-xx.xx-xx.xx/emr-xx.xx.htm))

38. PXI Systems Alliance - What Is PXI

· Evidence informing base-year allocation inputs; displayed values and growth are calculated: The association defines PXI as an open modular standard with a multi-vendor ecosystem and distinguishes its building blocks from completed application systems. This supports the governing-architecture boundary, not sales weights. ([pxisa.org](https://pxisa.org/what-is-pxi/))

· Evidence informing forecast-year allocation inputs; displayed values and growth are calculated: The association defines PXI as an open modular standard with a multi-vendor ecosystem and distinguishes its building blocks from completed application systems. This supports the governing-architecture boundary, not sales weights. ([pxisa.org](https://pxisa.org/what-is-pxi/))

39. Test Services - UTAC Group
    - Evidence informing base-year allocation inputs; displayed values and growth are calculated: Reports xx.xx+ test engineers alongside 2,000+ testers, anchoring the engineering-station proxy used in the base model and carried into the forecast; it does not disclose purpose sales shares. ([utacgroup.com](https://utacgroup.com/test-services/))
    - Evidence informing forecast-year allocation inputs; displayed values and growth are calculated: Reports xx.xx+ test engineers alongside 2,000+ testers, anchoring the engineering-station proxy used in the base model and carried into the forecast; it does not disclose purpose sales shares. ([utacgroup.com](https://utacgroup.com/test-services/))
    - Evidence informing base-year allocation inputs; displayed values and growth are calculated: The 2,000+ tester fleet provides an operator-stock benchmark that is converted to annual value only through the disclosed purchasing-frequency assumptions. ([utacgroup.com](https://utacgroup.com/test-services/))
    - Evidence informing forecast-year allocation inputs; displayed values and growth are calculated: The 2,000+ tester fleet provides an operator-stock benchmark that is converted to annual value only through the disclosed purchasing-frequency assumptions. ([utacgroup.com](https://utacgroup.com/test-services/))
    - Evidence informing base-year allocation inputs; displayed values and growth are calculated: Advertises engineering services and production testing within the same business, supporting commercial coexistence but not the assumed accepted joint-purpose percentage or future adoption. ([utacgroup.com](https://utacgroup.com/test-services/))
    - Evidence informing forecast-year allocation inputs; displayed values and growth are calculated: Advertises engineering services and production testing within the same business, supporting commercial coexistence but not the assumed accepted joint-purpose percentage or future adoption. ([utacgroup.com](https://utacgroup.com/test-services/))
40. Efforts to Provide Value Through Business - Advantest
    - Evidence informing base-year allocation inputs; displayed values and growth are calculated: States typical customer equipment use of xx.xx-xx.xx years, providing a longer-use sensitivity for the stock-to-purchasing-value bridge rather than a measured engineering share. ([advantest.com](https://www.advantest.com/en/about/sustainability/society/responding-product-liability/))
    - Evidence informing base-year allocation inputs; displayed values and growth are calculated: The xx.xx-xx.xx-year use period constrains replacement assumptions and is distinguished from the buyer accounting-life proxy used in the working model. ([advantest.com](https://www.advantest.com/en/about/sustainability/society/responding-product-liability/))
41. A New Approach for IC Test - Leveraging the Strength of the PXI Platform - NI
    - Evidence informing base-year allocation inputs; displayed values and growth are calculated: Describes scalable characterization and production configurations and the commercial constraints of traditional laboratory ATE, supporting a distinct engineering purchasing model. ([ni.com](https://www.ni.com/en/shop/electronic-test-instrumentation/what-is-the-semiconductor-test-system/a-new-approach-for-ic-test---leveraging-the-strength-of-the-pxi-.html))
    - Evidence informing forecast-year allocation inputs; displayed values and growth are calculated: Describes scalable characterization and production configurations and the commercial constraints of traditional laboratory ATE, supporting a distinct engineering purchasing model. ([ni.com](https://www.ni.com/en/shop/electronic-test-instrumentation/what-is-the-semiconductor-test-system/a-new-approach-for-ic-test---leveraging-the-strength-of-the-pxi-.html))
    - Evidence informing base-year allocation inputs; displayed values and growth are calculated: Shared hardware and software support a continuity scenario, but the record provides neither accepted joint-deployment revenue nor future penetration; both remain explicit assumptions. ([ni.com](https://www.ni.com/en/shop/electronic-test-instrumentation/what-is-the-semiconductor-test-system/a-new-approach-for-ic-test---leveraging-the-strength-of-the-pxi-.html))
    - Evidence informing forecast-year allocation inputs; displayed values and growth are calculated: Shared hardware and software support a continuity scenario, but the record provides neither accepted joint-deployment revenue nor future penetration; both remain explicit assumptions. ([ni.com](https://www.ni.com/en/shop/electronic-test-instrumentation/what-is-the-semiconductor-test-system/a-new-approach-for-ic-test---leveraging-the-strength-of-the-pxi-.html))

42. Teradyne - 2025 Annual Report to Shareholders

· Evidence informing base-year allocation inputs; displayed values and growth are calculated: The USD xx.xx Compute application weight anchors the scoped Computing allocation. ([investors.teradyne.com](https://investors.teradyne.com/sec-filings/all-sec-filings/content/xx.xx-xx.xx-xx.xx/xx.xx-xx.xx-xx.xx.pdf))

· Evidence informing base-year allocation inputs; displayed values and growth are calculated: The USD xx.xx Mobility weight and networking exposure support the modeled Communications bridge. ([investors.teradyne.com](https://investors.teradyne.com/sec-filings/all-sec-filings/content/xx.xx-xx.xx-xx.xx/xx.xx-xx.xx-xx.xx.pdf))

· Evidence informing base-year allocation inputs; displayed values and growth are calculated: Published application buckets constrain the budget, but the consumer carve-out is an explicit attribution assumption. ([investors.teradyne.com](https://investors.teradyne.com/sec-filings/all-sec-filings/content/xx.xx-xx.xx-xx.xx/xx.xx-xx.xx-xx.xx.pdf))

· Evidence informing base-year allocation inputs; displayed values and growth are calculated: USD xx.xx Auto-Industrial revenue supplies the pre-exclusion pool, not an observed Automotive subtotal. ([investors.teradyne.com](https://investors.teradyne.com/sec-filings/all-sec-filings/content/xx.xx-xx.xx-xx.xx/xx.xx-xx.xx-xx.xx.pdf))

· Evidence informing base-year allocation inputs; displayed values and growth are calculated: The shared Auto-Industrial pool constrains Industrial Electronics after scope and end-use adjustments. ([investors.teradyne.com](https://investors.teradyne.com/sec-filings/all-sec-filings/content/xx.xx-xx.xx-xx.xx/xx.xx-xx.xx-xx.xx.pdf))

· Evidence informing base-year allocation inputs; displayed values and growth are calculated: The application budget constrains the modeled specialized tail; separate Product Test defense revenue is excluded. ([investors.teradyne.com](https://investors.teradyne.com/sec-filings/all-sec-filings/content/xx.xx-xx.xx-xx.xx/xx.xx-xx.xx-xx.xx.pdf))

43. TSMC - 2025 Form 20-F

· Evidence informing base-year allocation inputs; displayed values and growth are calculated: 2025 HPC revenue of NT$xx.xx anchors the adjusted logic-demand proxy; networking is separated by assumption. ([investor.tsmc.com](https://investor.tsmc.com/sites/ir/sec-filings/2025_20F%20Report.pdf))

· Evidence informing base-year allocation inputs; displayed values and growth are calculated: Smartphone revenue of NT$xx.xx and networking within HPC constrain Communications, with an explicit equipment-intensity bridge. ([investor.tsmc.com](https://investor.tsmc.com/sites/ir/sec-filings/2025_20F%20Report.pdf))

44. Micron Technology - Form 10-K for the Year Ended August 28, 2025

· Evidence informing base-year allocation inputs; displayed values and growth are calculated: Cloud, data-center and client business revenues constrain Computing's memory-equipment proxy, not equipment receipts directly. ([s25.q4cdn.com](https://s25.q4cdn.com/xx.xx/files/doc_financials/2025/ar/2025-Form-xx.xx-K.pdf))

· Evidence informing base-year allocation inputs; displayed values and growth are calculated: Mobile/client and data-center revenues provide the economic pool for modeled mobile and networking attribution. ([s25.q4cdn.com](https://s25.q4cdn.com/xx.xx/files/doc_financials/2025/ar/2025-Form-xx.xx-K.pdf))

· Evidence informing base-year allocation inputs; displayed values and growth are calculated: USD xx.xx Automotive and Embedded revenue constrains the modeled consumer-memory tail. ([s25.q4cdn.com](https://s25.q4cdn.com/xx.xx/files/doc_financials/2025/ar/2025-Form-xx.xx-K.pdf))

· Evidence informing base-year allocation inputs; displayed values and growth are calculated: The embedded business supplies a bounded activity proxy requiring scope, realization and end-use adjustments. ([s25.q4cdn.com](https://s25.q4cdn.com/xx.xx/files/doc_financials/2025/ar/2025-Form-xx.xx-K.pdf))

· Evidence informing base-year allocation inputs; displayed values and growth are calculated: The embedded business constrains Industrial Electronics memory activity; its equipment conversion is assumed. ([s25.q4cdn.com](https://s25.q4cdn.com/xx.xx/files/doc_financials/2025/ar/2025-Form-xx.xx-K.pdf))

· Evidence informing base-year allocation inputs; displayed values and growth are calculated: The embedded pool bounds the specialized-memory tail; no separate defense revenue is reported. ([s25.q4cdn.com](https://s25.q4cdn.com/xx.xx/files/doc_financials/2025/ar/2025-Form-xx.xx-K.pdf))

45. Semiconductor Industry Association - 2025 Factbook

· Evidence informing base-year allocation inputs; displayed values and growth are calculated: 2024 PC/Computer semiconductor demand of xx.xx% enters only the scope-adjusted secondary-supplier proxy. ([semiconductors.org](https://www.semiconductors.org/wp-content/uploads/2025/xx.xx/2025-SIA-Factbook-FINAL-xx.xx.pdf))

· Evidence informing base-year allocation inputs; displayed values and growth are calculated: 2024 Communications demand of xx.xx% is adjusted for eligible equipment scope before use. ([semiconductors.org](https://www.semiconductors.org/wp-content/uploads/2025/xx.xx/2025-SIA-Factbook-FINAL-xx.xx.pdf))

· Evidence informing base-year allocation inputs; displayed values and growth are calculated: Consumer semiconductor demand of xx.xx% anchors the adjusted minor-application weights. ([semiconductors.org](https://www.semiconductors.org/wp-content/uploads/2025/xx.xx/2025-SIA-Factbook-FINAL-xx.xx.pdf))

· Evidence informing base-year allocation inputs; displayed values and growth are calculated: Automotive demand of xx.xx% is reduced for non-SoC exposure in the commercial proxy. ([semiconductors.org](https://www.semiconductors.org/wp-content/uploads/2025/xx.xx/2025-SIA-Factbook-FINAL-xx.xx.pdf))

· Evidence informing base-year allocation inputs; displayed values and growth are calculated: Industrial demand of xx.xx% anchors a scope-adjusted weight, not a tester-equipment share. ([semiconductors.org](https://www.semiconductors.org/wp-content/uploads/2025/xx.xx/2025-SIA-Factbook-FINAL-xx.xx.pdf))

· Evidence informing base-year allocation inputs; displayed values and growth are calculated: Government demand of xx.xx%, including military, constrains the specialized end-use proxy. ([semiconductors.org](https://www.semiconductors.org/wp-content/uploads/2025/xx.xx/2025-SIA-Factbook-FINAL-xx.xx.pdf))

46. WSTS - Semiconductor Market Insights, October 2024

· Evidence informing base-year allocation inputs; displayed values and growth are calculated: The detailed Consumer definition includes entertainment products, household white goods and personal wearables, supporting consistent end-use attribution. ([semiconductors.org](https://www.semiconductors.org/wp-content/uploads/2025/xx.xx/WSTS-Presentation-Subscription-Oct2024.pdf))

· Evidence informing forecast-year allocation inputs; displayed values and growth are calculated: The detailed Consumer definition includes entertainment products, household white goods and personal wearables, supporting consistent end-use attribution. ([semiconductors.org](https://www.semiconductors.org/wp-content/uploads/2025/xx.xx/WSTS-Presentation-Subscription-Oct2024.pdf))

· Evidence informing base-year allocation inputs; displayed values and growth are calculated: Industrial includes professional test, control and measuring equipment, distinguishing it from household consumer equipment. ([semiconductors.org](https://www.semiconductors.org/wp-content/uploads/2025/xx.xx/WSTS-Presentation-Subscription-Oct2024.pdf))

· Evidence informing forecast-year allocation inputs; displayed values and growth are calculated: Industrial includes professional test, control and measuring equipment, distinguishing it from household consumer equipment. ([semiconductors.org](https://www.semiconductors.org/wp-content/uploads/2025/xx.xx/WSTS-Presentation-Subscription-Oct2024.pdf))

· Evidence informing base-year allocation inputs; displayed values and growth are calculated: Government is defined as military and aerospace in the detailed end-use illustration, supporting the retained category mapping. ([semiconductors.org](https://www.semiconductors.org/wp-content/uploads/2025/xx.xx/WSTS-Presentation-Subscription-Oct2024.pdf))

· Evidence informing forecast-year allocation inputs; displayed values and growth are calculated: Government is defined as military and aerospace in the detailed end-use illustration, supporting the retained category mapping. ([semiconductors.org](https://www.semiconductors.org/wp-content/uploads/2025/xx.xx/WSTS-Presentation-Subscription-Oct2024.pdf))

47. NXP Semiconductors - Form 10-K for the Year Ended December 31, 2025

· Evidence informing base-year allocation inputs; displayed values and growth are calculated: 2025 Automotive revenue of USD xx.xx, down xx.xx%, qualifies assumptions of immediate equipment-demand acceleration. ([sec.gov](https://www.sec.gov/Archives/edgar/data/xx.xx/xx.xx/nxpi-xx.xx.htm))

· Evidence informing forecast-year allocation inputs; displayed values and growth are calculated: 2025 Automotive revenue of USD xx.xx, down xx.xx%, qualifies assumptions of immediate equipment-demand acceleration. ([sec.gov](https://www.sec.gov/Archives/edgar/data/xx.xx/xx.xx/nxpi-xx.xx.htm))

· Evidence informing base-year allocation inputs; displayed values and growth are calculated: Industrial & IoT revenue of USD xx.xx increased xx.xx%, constraining the near-term recovery assumption rather than measuring tester sales. ([sec.gov](https://www.sec.gov/Archives/edgar/data/xx.xx/xx.xx/nxpi-xx.xx.htm))

· Evidence informing forecast-year allocation inputs; displayed values and growth are calculated: Industrial & IoT revenue of USD xx.xx increased xx.xx%, constraining the near-term recovery assumption rather than measuring tester sales. ([sec.gov](https://www.sec.gov/Archives/edgar/data/xx.xx/xx.xx/nxpi-xx.xx.htm))

48. NXP Semiconductors - Product Longevity
    - Evidence informing forecast-year allocation inputs; displayed values and growth are calculated: Participating products have minimum xx.xx- or xx.xx-year longevity periods; these do not establish tester replacement or support periods.
    ([nxp.com](https://www.nxp.com/products/nxp-product-information/nxp-product-programs/product-longevity%3APRDCT_LONGEVITY_HM))
    - Evidence informing forecast-year allocation inputs; displayed values and growth are calculated: The disclosed longevity condition supports retaining lifecycle uncertainty rather than inferring automatic recurring equipment purchases.
    ([nxp.com](https://www.nxp.com/products/nxp-product-information/nxp-product-programs/product-longevity%3APRDCT_LONGEVITY_HM))
49. DLA ASSIST-QuickSearch - MIL-PRF-38535 Document Details
    - Evidence informing base-year allocation inputs; displayed values and growth are calculated: The official record concerns covered microcircuits and manufacturer qualification, not tester-brand approval or equipment awards; no qualification-derived revenue premium is assumed.
    ([quicksearch.dla.mil](https://quicksearch.dla.mil/qsDocDetails.aspx?ident_number=xx.xx))
    - Evidence informing forecast-year allocation inputs; displayed values and growth are calculated: The official record concerns covered microcircuits and manufacturer qualification, not tester-brand approval or equipment awards; no qualification-derived revenue premium is assumed.
    ([quicksearch.dla.mil](https://quicksearch.dla.mil/qsDocDetails.aspx?ident_number=xx.xx))
50. ASE Technology Holding - Fourth Quarter and Full Year 2025 Financial Results, Form 6-K, February 5, 2026
    - Evidence informing base-year allocation inputs; displayed values and growth are calculated: ASE reports USD xx.xx of 2025 testing-equipment capital expenditure, a monetary purchasing anchor before complete-tester scope deductions.
    - Evidence informing forecast-year allocation inputs; displayed values and growth are calculated: ASE reports USD xx.xx of 2025 testing-equipment capital expenditure, a monetary purchasing anchor before complete-tester scope deductions.
51. ChipMOS - FY2025 and Fourth Quarter 2025 Investor Presentation
    - Evidence informing base-year allocation inputs; displayed values and growth are calculated: The presentation reports TWD xx.xx of 2025 capital expenditure and a xx.xx% testing allocation; currency and complete-tester attribution are modeled bridges.
    - Evidence informing forecast-year allocation inputs; displayed values and growth are calculated: The presentation reports TWD xx.xx of 2025 capital expenditure and a xx.xx% testing allocation; currency and complete-tester attribution are modeled bridges.
52. Alchip - Advanced Testing Services
    - Evidence informing base-year allocation inputs; displayed values and growth are calculated: Alchip identifies an owned V93K hosted at a test house. This supports category and ownership attribution, not annual purchase quantities, prices or the forecast.
    - Evidence informing forecast-year allocation inputs; displayed values and growth are calculated: Alchip identifies an owned V93K hosted at a test house. This supports category and ownership attribution, not annual purchase quantities, prices or the forecast.
53. University of Utah Nanofab - Verigy Tester
    - Evidence informing base-year allocation inputs; displayed values and growth are calculated: The university lists a V93000 SoC platform and access arrangement. This establishes an institutional equipment category, not a 2025 purchase or future procurement.
    - Evidence informing forecast-year allocation inputs; displayed values and growth are calculated: The university lists a V93000 SoC platform and access arrangement. This establishes an institutional equipment category, not a 2025 purchase or future procurement.

54. TEAM A.T.E. - Services

- Evidence informing base-year allocation inputs; displayed values and growth are calculated: The company describes pre-owned purchases and sales across SoC and memory ATE, supporting inclusion of eligible secondary-market purchases. Its undated offering page supplies category evidence, not 2025 transaction value. ([team-ate.com](https://www.team-ate.com/services))
- Evidence informing forecast-year allocation inputs; displayed values and growth are calculated: The company describes pre-owned purchases and sales across SoC and memory ATE, supporting inclusion of eligible secondary-market purchases. Its undated offering page supplies category evidence, not 2025 transaction value. ([team-ate.com](https://www.team-ate.com/services))
- Evidence informing base-year allocation inputs; displayed values and growth are calculated: System rentals, rent-to-own arrangements and leases establish a third-party equipment-access route. The stated field-service limitation qualifies universal availability; neither the offering nor its category list supplies numerical leasing weights. ([team-ate.com](https://www.team-ate.com/services))
- Evidence informing forecast-year allocation inputs; displayed values and growth are calculated: System rentals, rent-to-own arrangements and leases establish a third-party equipment-access route. The stated field-service limitation qualifies universal availability; neither the offering nor its category list supplies numerical leasing weights. ([team-ate.com](https://www.team-ate.com/services))
- Evidence informing base-year allocation inputs; displayed values and growth are calculated: The company distinguishes its representation activities from inventory-based equipment transactions, supporting role-specific classification rather than assigning every represented OEM transaction to resale. ([team-ate.com](https://www.team-ate.com/services))
- Evidence informing forecast-year allocation inputs; displayed values and growth are calculated: The company distinguishes its representation activities from inventory-based equipment transactions, supporting role-specific classification rather than assigning every represented OEM transaction to resale. ([team-ate.com](https://www.team-ate.com/services))
- Evidence informing base-year allocation inputs; displayed values and growth are calculated: Purchasing surplus equipment for inventory, SoC/memory equipment offerings and rental/lease arrangements establish merchant commercial routes. The absence of a worldwide field-service organization qualifies support assumptions but supplies no revenue weight. ([team-ate.com](https://www.team-ate.com/services))
- Evidence informing forecast-year allocation inputs; displayed values and growth are calculated: Purchasing surplus equipment for inventory, SoC/memory equipment offerings and rental/lease arrangements establish merchant commercial routes. The absence of a worldwide field-service organization qualifies support assumptions but supplies no revenue weight. ([team-ate.com](https://www.team-ate.com/services))

55. Advantest Pre-Owned Solutions - Business

- Evidence informing base-year allocation inputs; displayed values and growth are calculated: The OEM's pre-owned business includes equipment resale, license switching, installation and maintenance support. This supports the purchase boundary beyond new equipment, without establishing resale revenue or a future share. ([advantest.com](https://www.advantest.com/en/customer-services/apo/business/))
- Evidence informing forecast-year allocation inputs; displayed values and growth are calculated: The OEM's pre-owned business includes equipment resale, license switching, installation and maintenance support. This supports the purchase boundary beyond new equipment, without establishing resale revenue or a future share. ([advantest.com](https://www.advantest.com/en/customer-services/apo/business/))
- Evidence informing base-year allocation inputs; displayed values and growth are calculated: OEM-managed pre-owned transactions include license switching, installation and maintenance, supporting direct classification when the consolidated manufacturer is the seller regardless of equipment age. ([advantest.com](https://www.advantest.com/en/customer-services/apo/business/))
- Evidence informing forecast-year allocation inputs; displayed values and growth are calculated: OEM-managed pre-owned transactions include license switching, installation and maintenance, supporting direct classification when the consolidated manufacturer is the seller regardless of equipment age. ([advantest.com](https://www.advantest.com/en/customer-services/apo/business/))
- Evidence informing base-year allocation inputs; displayed values and growth are calculated: The OEM-managed resale alternative qualifies an assumption that all pre-owned equipment passes through independent resellers and provides a commercial counterforce to merchant growth, without measuring its magnitude. ([advantest.com](https://www.advantest.com/en/customer-services/apo/business/))
- Evidence informing forecast-year allocation inputs; displayed values and growth are calculated: The OEM-managed resale alternative qualifies an assumption that all pre-owned equipment passes through independent resellers and provides a commercial counterforce to merchant growth, without measuring its magnitude. ([advantest.com](https://www.advantest.com/en/customer-services/apo/business/))

56. IFRS Foundation - IFRIC Update March 2023: Definition of a Lease-Substitution Rights

- Evidence informing base-year allocation inputs; displayed values and growth are calculated: The identified-asset, control and substantive-substitution criteria support distinguishing equipment leasing from outsourced testing services. This is a classification premise for both anchors, not evidence of market prevalence. ([ifrs.org](https://www.ifrs.org/news-and-events/updates/ifric/2023/ifric-update-march-2023/))
- Evidence informing forecast-year allocation inputs; displayed values and growth are calculated: The identified-asset, control and substantive-substitution criteria support distinguishing equipment leasing from outsourced testing services. This is a classification premise for both anchors, not evidence of market prevalence. ([ifrs.org](https://www.ifrs.org/news-and-events/updates/ifric/2023/ifric-update-march-2023/))

57. Spirox Corporation - 2025 Annual Report

- Evidence informing base-year allocation inputs; displayed values and growth are calculated: Consolidated revenue decreased from NTD xx.xx in 2024 to NTD xx.xx in 2025, providing a mixed-product intermediary countercheck to uniform channel growth rather than a global allocation weight. ([file.spirox.com.tw](https://file.spirox.com.tw/Annual%20Reports/2025/xx.xx%E5%B9%B4%E5%BA%A6%E5%B9%B4%E5%A0%B1%xx.xx%E8%8B%B1%E6%xx.xx%xx.xx%xx.xx.pdf))
- Evidence informing forecast-year allocation inputs; displayed values and growth are calculated: Consolidated revenue decreased from NTD xx.xx in 2024 to NTD xx.xx in 2025, providing a mixed-product intermediary countercheck to uniform channel growth rather than a global allocation weight. ([file.spirox.com.tw](https://file.spirox.com.tw/Annual%20Reports/2025/xx.xx%E5%B9%B4%E5%BA%A6%E5%B9%B4%E5%A0%B1%xx.xx%E8%8B%B1%E6%xx.xx%xx.xx%xx.xx.pdf))
- Evidence informing base-year allocation inputs; displayed values and growth are calculated: Semiconductor-equipment revenue was NTD xx.xx in 2025, separately from service and maintenance. Agency/distribution, own products and adjacent equipment prevent attributing the full amount to merchant SoC/memory tester sales. ([file.spirox.com.tw](https://file.spirox.com.tw/Annual%20Reports/2025/xx.xx%E5%B9%B4%E5%BA%A6%E5%B9%B4%E5%A0%B1%xx.xx%E8%8B%B1%E6%xx.xx%xx.xx%xx.xx.pdf))
- Evidence informing forecast-year allocation inputs; displayed values and growth are calculated: Semiconductor-equipment revenue was NTD xx.xx in 2025, separately from service and maintenance. Agency/distribution, own products and adjacent equipment prevent attributing the full amount to merchant SoC/memory tester sales. ([file.spirox.com.tw](https://file.spirox.com.tw/Annual%20Reports/2025/xx.xx%E5%B9%B4%E5%BA%A6%E5%B9%B4%E5%A0%B1%xx.xx%E8%8B%B1%E6%xx.xx%xx.xx%xx.xx.pdf))

58. KYEC (2449) - Q4 2025 Investor Update

- Evidence informing base-year allocation inputs; displayed values and growth are calculated: KYEC reports 2025 wafer-probe revenue at xx.xx%; this is a buyer-activity input requiring the disclosed equipment-value and coverage corrections, not a directly observed tester share.
- Evidence informing forecast-year allocation inputs; displayed values and growth are calculated: KYEC reports 2025 wafer-probe revenue at xx.xx%; this is a buyer-activity input requiring the disclosed equipment-value and coverage corrections, not a directly observed tester share.
- Evidence informing base-year allocation inputs; displayed values and growth are calculated: Reported final-test revenue of xx.xx% supplies the conventional package-test proxy before the assumed exclusion of adjacent activity.
- Evidence informing forecast-year allocation inputs; displayed values and growth are calculated: Reported final-test revenue of xx.xx% supplies the conventional package-test proxy before the assumed exclusion of adjacent activity.
- Evidence informing base-year allocation inputs; displayed values and growth are calculated: The company's xx.xx% data-processing application mix anchors the modeled addressable advanced-SoC purchasing cohort; it does not measure bare-die equipment sales.
- Evidence informing forecast-year allocation inputs; displayed values and growth are calculated: The company's xx.xx% data-processing application mix anchors the modeled addressable advanced-SoC purchasing cohort; it does not measure bare-die equipment sales.
- Evidence informing base-year allocation inputs; displayed values and growth are calculated: The same application-mix input constrains the intermediate-assembly cohort; reported capital expenditure is a broad spending cross-check, not insertion-specific equipment revenue.
- Evidence informing forecast-year allocation inputs; displayed values and growth are calculated: The same application-mix input constrains the intermediate-assembly cohort; reported capital expenditure is a broad spending cross-check, not insertion-specific equipment revenue.

59. Advantest to Showcase Latest Test Solutions at SEMICON Southeast Asia 2025, May 20-22
    - Evidence informing base-year allocation inputs; displayed values and growth are calculated: The May xx.xx 2025 announcement identifies a die-level handler linked with a tester for singulated dies, establishing a base-year commercial offering but not its delivered equipment receipts.
    - Evidence informing forecast-year allocation inputs; displayed values and growth are calculated: The May xx.xx 2025 announcement identifies a die-level handler linked with a tester for singulated dies, establishing a base-year commercial offering but not its delivered equipment receipts.
    - Evidence informing base-year allocation inputs; displayed values and growth are calculated: The same dated offering includes partially assembled dies. Only attributable tester receipts, not the handler value, enter the allocation model.
    - Evidence informing forecast-year allocation inputs; displayed values and growth are calculated: The same dated offering includes partially assembled dies. Only attributable tester receipts, not the handler value, enter the allocation model.
60. Teradyne - Second-Quarter 2025 Earnings Call Prepared Remarks, July 30, 2025
    - Evidence informing base-year allocation inputs; displayed values and growth are calculated: July xx.xx 2025 prepared remarks report an HBM4 post-stack win and state that the new insertion was not pervasive, qualifying the assumed intermediate-assembly uptake.
    - Evidence informing forecast-year allocation inputs; displayed values and growth are calculated: July xx.xx 2025 prepared remarks report an HBM4 post-stack win and state that the new insertion was not pervasive, qualifying the assumed intermediate-assembly uptake.
    - Evidence informing base-year allocation inputs; displayed values and growth are calculated: The remarks distinguish new system purchases from upgrades of existing capacity. This supports retaining reuse and incremental-receipt adjustments rather than equating every new deployment opportunity with a full new tester.
    - Evidence informing forecast-year allocation inputs; displayed values and growth are calculated: The remarks distinguish new system purchases from upgrades of existing capacity. This supports retaining reuse and incremental-receipt adjustments rather than equating every new deployment opportunity with a full new tester.
61. Teradyne Introduces Integrated Test Solution for AI and Data Center Devices in Collaboration with Tokyo Electron
    - Evidence informing forecast-year allocation inputs; displayed values and growth are calculated: The June xx.xx 2026 coordinated singulated-device offering supports commercial availability relevant to the forecast; it does not establish 2025 sales or the modeled 2032 penetration.
    - Evidence informing forecast-year allocation inputs; displayed values and growth are calculated: The offering references multiple advanced-packaging points, but this is not evidence that an individual delivery has accepted multi-insertion coverage.
62. Amkor Technology - IC Semiconductor Test Services
    - Evidence informing base-year allocation inputs; displayed values and growth are calculated: The company's service description separates wafer probe, testing between assembly steps and final testing, supporting the insertion mapping rather than a sales weight or complete-tester purchase requirement.
    - Evidence informing forecast-year allocation inputs; displayed values and growth are calculated: The company's service description separates wafer probe, testing between assembly steps and final testing, supporting the insertion mapping rather than a sales weight or complete-tester purchase requirement.

16.3. ASEAN

Table 214. ASEAN SoC & Memory Semiconductor Tester Market, by Country growth contribution, 2025-2032

Category	2025 value (USD Million)	2032 value (USD Million)	Added value (USD Million)	2025 share (%)	2032 share (%)	Change (pp)	Growth share (%)	CAGR (%)
Brunei	xx.xx	xx.xx	xx.xx	xx.xx	xx.xx	xx.xx	xx.xx	xx.xx
Cambodia	xx.xx	xx.xx	xx.xx	xx.xx	xx.xx	xx.xx	xx.xx	xx.xx
Indonesia	xx.xx	xx.xx	xx.xx	xx.xx	xx.xx	xx.xx	xx.xx	xx.xx
Lao People's Democratic Republic	xx.xx	xx.xx	xx.xx	xx.xx	xx.xx	xx.xx	xx.xx	xx.xx
Malaysia	xx.xx	xx.xx	xx.xx	xx.xx	xx.xx	xx.xx	xx.xx	xx.xx
Myanmar	xx.xx	xx.xx	xx.xx	xx.xx	xx.xx	xx.xx	xx.xx	xx.xx
Philippines	xx.xx	xx.xx	xx.xx	xx.xx	xx.xx	xx.xx	xx.xx	xx.xx
Singapore	xx.xx	xx.xx	xx.xx	xx.xx	xx.xx	xx.xx	xx.xx	xx.xx
Thailand	xx.xx	xx.xx	xx.xx	xx.xx	xx.xx	xx.xx	xx.xx	xx.xx
Vietnam	xx.xx	xx.xx	xx.xx	xx.xx	xx.xx	xx.xx	xx.xx	xx.xx
Scope total	**xx.xx**	**xx.xx**	**xx.xx**	**xx.xx**	**xx.xx**	**xx.xx**	**xx.xx**	**xx.xx**

Table 215. ASEAN SoC & Memory Semiconductor Tester Market Size, by Group, 2017-2040 (USD Million)

Group	2017	2024	2025	2026	2027	2032	2040	CAGR (%)
Brunei	xx.xx	xx.xx	xx.xx	xx.xx	xx.xx	xx.xx	xx.xx	xx.xx
Cambodia	xx.xx	xx.xx	xx.xx	xx.xx	xx.xx	xx.xx	xx.xx	xx.xx
Indonesia	xx.xx	xx.xx	xx.xx	xx.xx	xx.xx	xx.xx	xx.xx	xx.xx
Lao People's Democratic Republic	xx.xx	xx.xx	xx.xx	xx.xx	xx.xx	xx.xx	xx.xx	xx.xx
Malaysia	xx.xx	xx.xx	xx.xx	xx.xx	xx.xx	xx.xx	xx.xx	xx.xx
Myanmar	xx.xx	xx.xx	xx.xx	xx.xx	xx.xx	xx.xx	xx.xx	xx.xx
Philippines	xx.xx	xx.xx	xx.xx	xx.xx	xx.xx	xx.xx	xx.xx	xx.xx
Singapore	xx.xx	xx.xx	xx.xx	xx.xx	xx.xx	xx.xx	xx.xx	xx.xx
Thailand	xx.xx	xx.xx	xx.xx	xx.xx	xx.xx	xx.xx	xx.xx	xx.xx
Vietnam	xx.xx	xx.xx	xx.xx	xx.xx	xx.xx	xx.xx	xx.xx	xx.xx

Table 216. ASEAN SoC & Memory Semiconductor Tester Market Size, by Tester Type, 2017-2040 (USD Million)

Tester Type	2017	2024	2025	2026	2027	2032	2040	CAGR (%)
Combined SoC & Memory Testers	xx.xx	xx.xx	xx.xx	xx.xx	xx.xx	xx.xx	xx.xx	xx.xx
Memory Testers	xx.xx	xx.xx	xx.xx	xx.xx	xx.xx	xx.xx	xx.xx	xx.xx
SoC Testers	xx.xx	xx.xx	xx.xx	xx.xx	xx.xx	xx.xx	xx.xx	xx.xx
Total	**xx.xx**	**xx.xx**	**xx.xx**	**xx.xx**	**xx.xx**	**xx.xx**	**xx.xx**	**xx.xx**

Table 217. ASEAN SoC & Memory Semiconductor Tester Market Size, by Memory Testers, 2017-2040 (USD Million)

Memory Testers	2017	2024	2025	2026	2027	2032	2040	CAGR (%)
DRAM Testers	xx.xx	xx.xx	xx.xx	xx.xx	xx.xx	xx.xx	xx.xx	xx.xx
Multi-Family Memory Testers	xx.xx	xx.xx	xx.xx	xx.xx	xx.xx	xx.xx	xx.xx	xx.xx
Nonvolatile Memory Testers	xx.xx	xx.xx	xx.xx	xx.xx	xx.xx	xx.xx	xx.xx	xx.xx
SRAM Testers	xx.xx	xx.xx	xx.xx	xx.xx	xx.xx	xx.xx	xx.xx	xx.xx
Total	**xx.xx**	**xx.xx**	**xx.xx**	**xx.xx**	**xx.xx**	**xx.xx**	**xx.xx**	**xx.xx**

Table 218. ASEAN SoC & Memory Semiconductor Tester Market Size, by Platform Architecture, 2017-2040 (USD Million)

Platform Architecture	2017	2024	2025	2026	2027	2032	2040	CAGR (%)
Open-Standard ATE Platforms	xx.xx	xx.xx	xx.xx	xx.xx	xx.xx	xx.xx	xx.xx	xx.xx
Proprietary ATE Platforms	xx.xx	xx.xx	xx.xx	xx.xx	xx.xx	xx.xx	xx.xx	xx.xx
Total	**xx.xx**	**xx.xx**	**xx.xx**	**xx.xx**	**xx.xx**	**xx.xx**	**xx.xx**	**xx.xx**

Table 219. ASEAN SoC & Memory Semiconductor Tester Market Size, by Test Purpose, 2017-2040 (USD Million)

Test Purpose	2017	2024	2025	2026	2027	2032	2040	CAGR (%)
Combined Engineering and Production Testing	xx.xx	xx.xx	xx.xx	xx.xx	xx.xx	xx.xx	xx.xx	xx.xx
Engineering Evaluation and Characterization	xx.xx	xx.xx	xx.xx	xx.xx	xx.xx	xx.xx	xx.xx	xx.xx
Production Testing	xx.xx	xx.xx	xx.xx	xx.xx	xx.xx	xx.xx	xx.xx	xx.xx
Total	**xx.xx**	**xx.xx**	**xx.xx**	**xx.xx**	**xx.xx**	**xx.xx**	**xx.xx**	**xx.xx**

Table 220. ASEAN SoC & Memory Semiconductor Tester Market Size, by Semiconductor End Market, 2017-2040 (USD Million)

Semiconductor End Market	2017	2024	2025	2026	2027	2032	2040	CAGR (%)
Aerospace and Defense	xx.xx	xx.xx	xx.xx	xx.xx	xx.xx	xx.xx	xx.xx	xx.xx
Automotive	xx.xx	xx.xx	xx.xx	xx.xx	xx.xx	xx.xx	xx.xx	xx.xx
Communications	xx.xx	xx.xx	xx.xx	xx.xx	xx.xx	xx.xx	xx.xx	xx.xx
Computing	xx.xx	xx.xx	xx.xx	xx.xx	xx.xx	xx.xx	xx.xx	xx.xx
Consumer Electronics	xx.xx	xx.xx	xx.xx	xx.xx	xx.xx	xx.xx	xx.xx	xx.xx
Industrial Electronics	xx.xx	xx.xx	xx.xx	xx.xx	xx.xx	xx.xx	xx.xx	xx.xx
Total	**xx.xx**	**xx.xx**	**xx.xx**	**xx.xx**	**xx.xx**	**xx.xx**	**xx.xx**	**xx.xx**

Table 221. ASEAN SoC & Memory Semiconductor Tester Market Size, by Buyer Type, 2017-2040 (USD Million)

Buyer Type	2017	2024	2025	2026	2027	2032	2040	CAGR (%)
Fabless Semiconductor Companies	xx.xx	xx.xx	xx.xx	xx.xx	xx.xx	xx.xx	xx.xx	xx.xx
Integrated Device Manufacturers	xx.xx	xx.xx	xx.xx	xx.xx	xx.xx	xx.xx	xx.xx	xx.xx
Outsourced Assembly and Test Providers	xx.xx	xx.xx	xx.xx	xx.xx	xx.xx	xx.xx	xx.xx	xx.xx
Research and Academic Institutions	xx.xx	xx.xx	xx.xx	xx.xx	xx.xx	xx.xx	xx.xx	xx.xx
Semiconductor Design and IP Service Providers	xx.xx	xx.xx	xx.xx	xx.xx	xx.xx	xx.xx	xx.xx	xx.xx
Semiconductor Foundries	xx.xx	xx.xx	xx.xx	xx.xx	xx.xx	xx.xx	xx.xx	xx.xx
System Companies	xx.xx	xx.xx	xx.xx	xx.xx	xx.xx	xx.xx	xx.xx	xx.xx
Total	**xx.xx**	**xx.xx**	**xx.xx**	**xx.xx**	**xx.xx**	**xx.xx**	**xx.xx**	**xx.xx**

Table 222. ASEAN SoC & Memory Semiconductor Tester Market Size, by Acquisition Model, 2017-2040 (USD Million)

Acquisition Model	2017	2024	2025	2026	2027	2032	2040	CAGR (%)
Equipment Leasing	xx.xx	xx.xx	xx.xx	xx.xx	xx.xx	xx.xx	xx.xx	xx.xx
Equipment Purchase	xx.xx	xx.xx	xx.xx	xx.xx	xx.xx	xx.xx	xx.xx	xx.xx
Total	**xx.xx**	**xx.xx**	**xx.xx**	**xx.xx**	**xx.xx**	**xx.xx**	**xx.xx**	**xx.xx**

Table 223. ASEAN SoC & Memory Semiconductor Tester Market Size, by Sales Channel, 2017-2040 (USD Million)

Sales Channel	2017	2024	2025	2026	2027	2032	2040	CAGR (%)
Direct Sales	xx.xx	xx.xx	xx.xx	xx.xx	xx.xx	xx.xx	xx.xx	xx.xx
Distributor and Reseller Sales	xx.xx	xx.xx	xx.xx	xx.xx	xx.xx	xx.xx	xx.xx	xx.xx
Total	**xx.xx**	**xx.xx**	**xx.xx**	**xx.xx**	**xx.xx**	**xx.xx**	**xx.xx**	**xx.xx**

Table 224. ASEAN SoC & Memory Semiconductor Tester Market Size, by Test Insertion, 2017-2040 (USD Million)

Test Insertion	2017	2024	2025	2026	2027	2032	2040	CAGR (%)
In-Process Assembly Test	xx.xx	xx.xx	xx.xx	xx.xx	xx.xx	xx.xx	xx.xx	xx.xx
Multi-Insertion Test	xx.xx	xx.xx	xx.xx	xx.xx	xx.xx	xx.xx	xx.xx	xx.xx
Packaged-Device Test	xx.xx	xx.xx	xx.xx	xx.xx	xx.xx	xx.xx	xx.xx	xx.xx
Singulated-Die Test	xx.xx	xx.xx	xx.xx	xx.xx	xx.xx	xx.xx	xx.xx	xx.xx
Wafer-Level Test	xx.xx	xx.xx	xx.xx	xx.xx	xx.xx	xx.xx	xx.xx	xx.xx
Total	**xx.xx**	**xx.xx**	**xx.xx**	**xx.xx**	**xx.xx**	**xx.xx**	**xx.xx**	**xx.xx**

Sources & Evidence

1. Advantest - FY2024 Consolidated Financial Results Presentation, April 25, 2025

   • Evidence informing the 2023 market-value input; displayed series and growth include calculations: Quarterly product-revenue disclosures support calendar-2023 totals of JPY xx.xx for SoC testers and JPY xx.xx for memory testers, before modeled scope adjustments. ([advantest.com](https://www.advantest.com/document/en/investors/ir-library/result/JE_BIZ_250425_slide.pdf))

   • Evidence informing the 2024 market-value input; displayed series and growth include calculations: Quarterly product-revenue disclosures support calendar-2024 totals of JPY xx.xx for SoC testers and JPY xx.xx for memory testers; handling, services and system-level testing are disclosed separately. ([advantest.com](https://www.advantest.com/document/en/investors/ir-library/result/JE_BIZ_250425_slide.pdf))

2. Advantest - FY2025 Third Quarter Financial Results Presentation, January 28, 2026

- Evidence informing the 2025 market-value input; displayed series and growth include calculations: The disclosed January-March 2025 quarter and April-December 2025 quarters produce calendar-2025 SoC tester revenue of JPY xx.xx and memory tester revenue of JPY xx.xx. These are supplier revenues, not a published global market total. ([advantest.com](https://www.advantest.com/document/en/investors/ir-library/result/JE_BIZ_260128_slide.pdf))
- Evidence informing base-year allocation inputs; displayed values and growth are calculated: Quarterly product disclosures reconstruct calendar-2025 SoC revenue of JPY xx.xx, before the inherited eligible-SoC scope deduction.
- Evidence informing base-year allocation inputs; displayed values and growth are calculated: Quarterly memory revenue totals JPY xx.xx for calendar 2025, anchoring the memory equipment pool rather than a published global share.
- Evidence informing base-year allocation inputs; displayed values and growth are calculated: January-March memory revenue of JPY xx.xx supports the fiscal-to-calendar application-mix bridge.
- Evidence informing base-year allocation inputs; displayed values and growth are calculated: Quarterly SoC revenues of JPY xx.xx, xx.xx, xx.xx and xx.xx reconstruct calendar-2025 revenue of JPY xx.xx, the supplier revenue ceiling used for modeled eligible OPENSTAR attribution. ([advantest.com](https://www.advantest.com/document/en/investors/ir-library/result/JE_BIZ_260128_slide.pdf))
- Evidence informing base-year allocation inputs; displayed values and growth are calculated: Reported quarters support the calendar-2025 SoC revenue bridge used to estimate Computing's equipment weight. ([advantest.com](https://www.advantest.com/document/en/investors/ir-library/result/JE_BIZ_260128_slide.pdf))
- Evidence informing base-year allocation inputs; displayed values and growth are calculated: The same quarterly equipment revenues constrain the combined Computing/Communications budget before modeled separation. ([advantest.com](https://www.advantest.com/document/en/investors/ir-library/result/JE_BIZ_260128_slide.pdf))
- Evidence informing base-year allocation inputs; displayed values and growth are calculated: The quarterly product table independently reproduces calendar-2025 SoC revenue of JPY xx.xx and memory revenue of JPY xx.xx. These constrain the inherited equipment-revenue scale but do not disclose an acquisition-model split. ([advantest.com](https://www.advantest.com/document/en/investors/ir-library/result/JE_BIZ_260128_slide.pdf))
- Evidence informing base-year allocation inputs; displayed values and growth are calculated: Quarterly product disclosures reconstruct calendar-2025 SoC revenue of JPY xx.xx and memory revenue of JPY xx.xx, supporting the retained scoped manufacturer budget rather than an observed channel share. ([advantest.com](https://www.advantest.com/document/en/investors/ir-library/result/JE_BIZ_260128_slide.pdf))
- Evidence informing base-year allocation inputs; displayed values and growth are calculated: The manufacturer equipment budget provides the economic scale against which inherited intermediary penetration is allocated; the presentation does not quantify reseller receipts. ([advantest.com](https://www.advantest.com/document/en/investors/ir-library/result/JE_BIZ_260128_slide.pdf))
- Evidence informing base-year allocation inputs; displayed values and growth are calculated: Quarterly memory-system receipts reconstruct calendar-2025 revenue of JPY xx.xx, an input to the shared diversified-memory equipment budget.
- Evidence informing forecast-year allocation inputs; displayed values and growth are calculated: Quarterly memory-system receipts reconstruct calendar-2025 revenue of JPY xx.xx, an input to the shared diversified-memory equipment budget.
- Evidence informing base-year allocation inputs; displayed values and growth are calculated: The observed memory receipts constrain the parent purchasing budget from which the modeled intermediate-assembly portion is attributed; no insertion split is disclosed.
- Evidence informing forecast-year allocation inputs; displayed values and growth are calculated: The observed memory receipts constrain the parent purchasing budget from which the modeled intermediate-assembly portion is attributed; no insertion split is disclosed.
- Evidence informing base-year allocation inputs; displayed values and growth are calculated: Product-line receipts support the common equipment-budget bridge carried into the package-test allocation and its forecast starting weights.
- Evidence informing forecast-year allocation inputs; displayed values and growth are calculated: Product-line receipts support the common equipment-budget bridge carried into the package-test allocation and its forecast starting weights.

3. Advantest - FY2026 First Quarter Financial Results Presentation, July 29, 2026

· Evidence informing the 2026 market-value input; displayed series and growth include calculations: The presentation reports January-March 2026 SoC/memory revenues of JPY xx.xx/xx.xx and April-June revenues of JPY xx.xx/xx.xx. July guidance forecasts fiscal-2026 SoC/memory revenues of JPY xx.xx/xx.xx and supplies the fiscal-to-calendar bridge. Guidance is not realized revenue. ([advantest.com](https://www.advantest.com/document/en/investors/ir-library/result/JE_BIZ_260729_slide.pdf))

· Evidence informing the 2040 market-value input; displayed series and growth include calculations: Current equipment revenue and company-specific capacity plans constrain the forecast starting point, not the assumed long-run growth rate or the 2040 result. ([advantest.com](https://www.advantest.com/document/en/investors/ir-library/result/JE_BIZ_260729_slide.pdf))

· Evidence informing forecast-year allocation inputs; displayed values and growth are calculated: Actual quarterly SoC revenue and FY2026 product guidance constrain the inherited 2026 supplier bridge used to forecast relative category weights.

· Evidence informing forecast-year allocation inputs; displayed values and growth are calculated: January-March and April-June memory revenue of JPY xx.xx/xx.xx and FY2026 guidance of JPY xx.xx constrain the calendar bridge.

· Evidence informing base-year allocation inputs; displayed values and growth are calculated: Rounded fiscal DRAM mixes are xx.xx% for FY2024 and xx.xx% for FY2025; FY2026 guidance is xx.xx%. Calendar conversion and co-primary deductions are modeled.

· Evidence informing forecast-year allocation inputs; displayed values and growth are calculated: Rounded fiscal DRAM mixes are xx.xx% for FY2024 and xx.xx% for FY2025; FY2026 guidance is xx.xx%. Calendar conversion and co-primary deductions are modeled.

· Evidence informing base-year allocation inputs; displayed values and growth are calculated: Corresponding nonvolatile mixes are xx.xx%, xx.xx% and guided xx.xx%, qualifying an exclusively DRAM-led outlook without verifying future global shares.

· Evidence informing forecast-year allocation inputs; displayed values and growth are calculated: Corresponding nonvolatile mixes are xx.xx%, xx.xx% and guided xx.xx%, qualifying an exclusively DRAM-led outlook without verifying future global shares.

· Evidence informing base-year allocation inputs; displayed values and growth are calculated: Own SoC sales mix is approximately xx.xx% Computing/Communications in FY24 and xx.xx% in FY25; 2026 demand commentary constrains forecast direction, not the final share. ([advantest.com](https://www.advantest.com/document/en/investors/ir-library/result/JE_BIZ_260729_slide.pdf))

· Evidence informing forecast-year allocation inputs; displayed values and growth are calculated: Own SoC sales mix is approximately xx.xx% Computing/Communications in FY24 and xx.xx% in FY25; 2026 demand commentary constrains forecast direction, not the final share. ([advantest.com](https://www.advantest.com/document/en/investors/ir-library/result/JE_BIZ_260729_slide.pdf))

· Evidence informing base-year allocation inputs; displayed values and growth are calculated: Reported combined application proportions constrain the common budget; the separate Communications allocation and future mix remain modeled. ([advantest.com](https://www.advantest.com/document/en/investors/ir-library/result/JE_BIZ_260729_slide.pdf))

· Evidence informing forecast-year allocation inputs; displayed values and growth are calculated: Reported combined application proportions constrain the common budget; the separate Communications allocation and future mix remain modeled. ([advantest.com](https://www.advantest.com/document/en/investors/ir-library/result/JE_BIZ_260729_slide.pdf))

4. Teradyne, Inc. - Form 10-K for the Year Ended December 31, 2025
   - Evidence informing the 2023 market-value input; displayed series and growth include calculations: The revenue-disaggregation table reports 2023 point-in-time SoC revenue of USD xx.xx and memory revenue of USD xx.xx. Replacement parts require a further modeled deduction. ([investors.teradyne.com](https://investors.teradyne.com/sec-filings/all-sec-filings/content/xx.xx-xx.xx-xx.xx/xx.xx-xx.xx-xx.xx.pdf))
   - Evidence informing the 2024 market-value input; displayed series and growth include calculations: The filing reports 2024 point-in-time SoC revenue of USD xx.xx and memory revenue of USD xx.xx separately from over-time revenue and IST. ([investors.teradyne.com](https://investors.teradyne.com/sec-filings/all-sec-filings/content/xx.xx-xx.xx-xx.xx/xx.xx-xx.xx-xx.xx.pdf))
   - Evidence informing the 2025 market-value input; displayed series and growth include calculations: The filing reports 2025 point-in-time SoC revenue of USD xx.xx and memory revenue of USD xx.xx. Point-in-time recognition includes products and replacement parts and is therefore an equipment proxy rather than an exact complete-system subtotal. ([investors.teradyne.com](https://investors.teradyne.com/sec-filings/all-sec-filings/content/xx.xx-xx.xx-xx.xx/xx.xx-xx.xx-xx.xx.pdf))
   - Evidence informing base-year allocation inputs; displayed values and growth are calculated: Malaysia customer-site revenue is an input to the eligible equipment-demand model.
   - Evidence informing base-year allocation inputs; displayed values and growth are calculated: Philippines customer-site revenue is an input to the eligible equipment-demand model.
   - Evidence informing base-year allocation inputs; displayed values and growth are calculated: Singapore customer-site revenue is an input to the eligible equipment-demand model.
   - Evidence informing base-year allocation inputs; displayed values and growth are calculated: Thailand customer-site revenue is an input to the eligible equipment-demand model.
   - Evidence informing base-year allocation inputs; displayed values and growth are calculated: 2025 point-in-time SoC revenue is USD xx.xx; equipment and eligible-device deductions remain modeled.
   - Evidence informing base-year allocation inputs; displayed values and growth are calculated: 2025 point-in-time memory revenue is USD xx.xx; replacement parts require the inherited equipment adjustment.
   - Evidence informing base-year allocation inputs; displayed values and growth are calculated: The filing identifies DRAM/HBM commercial activity; it does not disclose the modeled annual DRAM configuration fraction.
   - Evidence informing base-year allocation inputs; displayed values and growth are calculated: Magnum flash-memory activity supports nonvolatile category participation, not the assumed annual sales fraction.
   - Evidence informing base-year allocation inputs; displayed values and growth are calculated: Separately reported specifying and purchasing customers support treating commercial roles distinctly, without adding overlapping customer percentages.
   - Evidence informing forecast-year allocation inputs; displayed values and growth are calculated: Separately reported specifying and purchasing customers support treating commercial roles distinctly, without adding overlapping customer percentages.
   - Evidence informing base-year allocation inputs; displayed values and growth are calculated: Reported 2024-2025 product revenues supply a realized-demand challenge, but do not identify engineering-only sales; the allocation retains this attribution limitation. ([investors.teradyne.com](https://investors.teradyne.com/sec-filings/all-sec-filings/content/xx.xx-xx.xx-xx.xx/xx.xx-xx.xx-xx.xx.pdf))
   - Evidence informing forecast-year allocation inputs; displayed values and growth are calculated: Reported 2024-2025 product revenues supply a realized-demand challenge, but do not identify engineering-only sales; the allocation retains this attribution limitation. ([investors.teradyne.com](https://investors.teradyne.com/sec-filings/all-sec-filings/content/xx.xx-xx.xx-xx.xx/xx.xx-xx.xx-xx.xx.pdf))
   - Evidence informing base-year allocation inputs; displayed values and growth are calculated: Point-in-time SoC revenue grew approximately xx.xx% while memory declined approximately xx.xx%, qualifying uniform-growth assumptions rather than directly establishing purpose shares. ([investors.teradyne.com](https://investors.teradyne.com/sec-filings/all-sec-filings/content/xx.xx-xx.xx-xx.xx/xx.xx-xx.xx-xx.xx.pdf))
   - Evidence informing forecast-year allocation inputs; displayed values and growth are calculated: Point-in-time SoC revenue grew approximately xx.xx% while memory declined approximately xx.xx%, qualifying uniform-growth assumptions rather than directly establishing purpose shares. ([investors.teradyne.com](https://investors.teradyne.com/sec-filings/all-sec-filings/content/xx.xx-xx.xx-xx.xx/xx.xx-xx.xx-xx.xx.pdf))

5. Teradyne, Inc. - Form 10-Q for the Quarterly Period Ended June 28, 2026

· Evidence informing the 2026 market-value input; displayed series and growth include calculations: First-half 2026 point-in-time revenue was USD xx.xx for SoC and USD xx.xx for memory. Comparable first-half 2025 amounts were USD xx.xx and USD xx.xx independently establishing strong realized growth before the modeled second half. ([investors.teradyne.com](https://investors.teradyne.com/sec-filings/all-sec-filings/content/xx.xx-xx.xx-xx.xx/xx.xx-xx.xx-xx.xx.pdf))

· Evidence informing forecast-year allocation inputs; displayed values and growth are calculated: First-half 2026 point-in-time SoC revenue of USD xx.xx anchors the scoped and annualized SoC forecast input.

· Evidence informing forecast-year allocation inputs; displayed values and growth are calculated: First-half 2026 point-in-time memory revenue of USD xx.xx anchors the memory forecast pool; second-half realization remains assumed.

· Evidence informing forecast-year allocation inputs; displayed values and growth are calculated: The observed memory pool constrains the forecast numerator to which the explicitly assumed small SRAM fraction is applied; SRAM sales are not separately disclosed.

· Evidence informing forecast-year allocation inputs; displayed values and growth are calculated: The observed memory pool constrains modeled multi-family attribution, but does not independently establish co-primary configuration sales.

· Evidence informing forecast-year allocation inputs; displayed values and growth are calculated: The scoped memory forecast pool supplies one bounded source of combined-configuration value; the co-primary fraction remains assumed.

6. Cohu, Inc. - Form 10-K for the Fiscal Year Ended December 27, 2025
   - Evidence informing the 2023 market-value input; displayed series and growth include calculations: Cohu reports 2023 systems-semiconductor test and inspection revenue of USD xx.xx. Only an assumed complete-tester and eligible-device portion enters this market. ([sec.gov](https://www.sec.gov/Archives/edgar/data/xx.xx/xx.xx/cohu20251227_10k.htm))
   - Evidence informing the 2024 market-value input; displayed series and growth include calculations: Cohu reports 2024 systems-semiconductor test and inspection revenue of USD xx.xx separately from non-systems revenue. ([sec.gov](https://www.sec.gov/Archives/edgar/data/xx.xx/xx.xx/cohu20251227_10k.htm))
   - Evidence informing the 2025 market-value input; displayed series and growth include calculations: Cohu reports 2025 systems-semiconductor test and inspection revenue of USD xx.xx. Automation, inspection, interfaces and recurring services prevent attribution of the whole company to SoC testers. ([sec.gov](https://www.sec.gov/Archives/edgar/data/xx.xx/xx.xx/cohu20251227_10k.htm))
   - Evidence informing base-year allocation inputs; displayed values and growth are calculated: Shipment-destination revenue corroborates a material Philippines purchaser pool, with substantial product-scope exclusions.
   - Evidence informing base-year allocation inputs; displayed values and growth are calculated: Shipment-destination revenue corroborates a material Malaysia purchaser pool, with substantial product-scope exclusions.
   - Evidence informing base-year allocation inputs; displayed values and growth are calculated: Cohu describes a primarily direct commercial model supported by targeted independent representatives, supporting direct attribution where the manufacturer remains the contractual seller. ([sec.gov](https://www.sec.gov/Archives/edgar/data/xx.xx/xx.xx/cohu20251227_10k.htm))
   - Evidence informing forecast-year allocation inputs; displayed values and growth are calculated: Cohu describes a primarily direct commercial model supported by targeted independent representatives, supporting direct attribution where the manufacturer remains the contractual seller. ([sec.gov](https://www.sec.gov/Archives/edgar/data/xx.xx/xx.xx/cohu20251227_10k.htm))
   - Evidence informing base-year allocation inputs; displayed values and growth are calculated: Independent-representative commissions are identified in selling expenses; representation alone does not establish title-taking equipment resale or a numerical distributor share. ([sec.gov](https://www.sec.gov/Archives/edgar/data/xx.xx/xx.xx/cohu20251227_10k.htm))
   - Evidence informing forecast-year allocation inputs; displayed values and growth are calculated: Independent-representative commissions are identified in selling expenses; representation alone does not establish title-taking equipment resale or a numerical distributor share. ([sec.gov](https://www.sec.gov/Archives/edgar/data/xx.xx/xx.xx/cohu20251227_10k.htm))
7. Hangzhou Changchuan Technology Co., Ltd. - 2025 Annual Report
   - Evidence informing the 2024 market-value input; displayed series and growth include calculations: The product table reports 2024 tester revenue of CNY xx.xx, distinct from handlers and other products. Its SoC-eligible portion remains modeled. ([static.cninfo.com.cn](https://static.cninfo.com.cn/finalpage/2026-xx.xx-xx.xx/xx.xx.PDF))
   - Evidence informing the 2025 market-value input; displayed series and growth include calculations: The product table reports 2025 tester revenue of CNY xx.xx. The filing's broader analog and digital portfolio requires a scope adjustment rather than inclusion of all tester revenue. ([static.cninfo.com.cn](https://static.cninfo.com.cn/finalpage/2026-xx.xx-xx.xx/xx.xx.PDF))

8. YC Corporation - Business Report for the Year Ended December 31, 2025
   - Evidence informing the 2023 market-value input; displayed series and growth include calculations: The sales table reports KRW xx.xx for the 2023 memory-wafer-tester, semiconductor-equipment, parts, modification and related category. Complete-equipment attribution requires a deduction. ([kind.krx.co.kr](https://kind.krx.co.kr/external/2026/xx.xx/xx.xx/xx.xx/xx.xx/xx.xx.htm))
   - Evidence informing the 2024 market-value input; displayed series and growth include calculations: The comparable 2024 category revenue is KRW xx.xx, not an independently isolated complete-tester total. ([kind.krx.co.kr](https://kind.krx.co.kr/external/2026/xx.xx/xx.xx/xx.xx/xx.xx/xx.xx.htm))
   - Evidence informing the 2025 market-value input; displayed series and growth include calculations: The comparable 2025 category revenue is KRW xx.xx. Parts, modifications and other equipment remain a material scope uncertainty. ([kind.krx.co.kr](https://kind.krx.co.kr/external/2026/xx.xx/xx.xx/xx.xx/xx.xx/xx.xx.htm))
   - Evidence informing base-year allocation inputs; displayed values and growth are calculated: YC reports KRW xx.xx in a broad memory-wafer-tester, parts, modification and related revenue category, constraining the inherited equipment budget.
   - Evidence informing base-year allocation inputs; displayed values and growth are calculated: The company's own business description establishes DRAM equipment activity; the assumed xx.xx% allocation is not disclosed.
   - Evidence informing base-year allocation inputs; displayed values and growth are calculated: NAND equipment participation establishes the nonvolatile commercial mapping; the assumed xx.xx% allocation is not an observed split.
9. Chroma ESG - About Chroma: 2025 Group Financial and Operating Profile
   - Evidence informing the 2025 market-value input; displayed series and growth include calculations: Chroma's own disclosure states 2025 group consolidated revenue of USD xx.xx. This broad corporate amount constrains, but does not directly measure, its eligible complete-SoC-tester revenue. ([csr.chromaate.com](https://csr.chromaate.com/en/esg-en/green-chroma-en/brand-en))
10. Chroma ESG - Green Revenue and Financial Performance, 2025
   - Evidence informing the 2024 market-value input; displayed series and growth include calculations: Chroma reports 2025 consolidated revenue growth of xx.xx%. The model uses this company growth rate to backcast its small 2024 scoped revenue budget at a constant conversion basis, not as an observed 2024 tester subtotal. ([csr.chromaate.com](https://csr.chromaate.com/en/esg-en/green-chroma-en/green-revenue-en))
   - Evidence informing the 2025 market-value input; displayed series and growth include calculations: The disclosure distinguishes broad measurement products and SLT demand, reinforcing the need to exclude unrelated corporate revenue from the SoC/memory tester estimate. ([csr.chromaate.com](https://csr.chromaate.com/en/esg-en/green-chroma-en/green-revenue-en))
11. Federal Reserve Board - Foreign Exchange Rates, G.5A, January 5, 2026
   - Evidence informing the 2023 market-value input; displayed series and growth include calculations: The official annual-average exchange-rate release supplies the currency-conversion benchmark; the model uses JPY xx.xx per USD for its large calendar-2023 Japanese revenue anchor and an explicitly rounded KRW conversion for the smaller Korean budget. ([fred.stlouisfed.org](https://fred.stlouisfed.org/series/AEXJPUS/))
   - Evidence informing the 2024 market-value input; displayed series and growth include calculations: The model uses JPY xx.xx per USD for calendar 2024; small CNY and KRW budgets use disclosed approximate conversion assumptions close to the official annual averages. ([fred.stlouisfed.org](https://fred.stlouisfed.org/series/AEXJPUS/))
   - Evidence informing the 2025 market-value input; displayed series and growth include calculations: The model uses JPY xx.xx per USD for calendar 2025. CNY xx.xx and KRW xx.xx per USD are rounded modeling conventions, not the release's exact observations. ([fred.stlouisfed.org](https://fred.stlouisfed.org/series/AEXJPUS/))

12. SEMI - 2018 Global Semiconductor Equipment Sales Jump to Record USD 64.5 Billion

· Evidence informing the 2017 market-value input; displayed series and growth include calculations: The association's member-billings release reports xx.xx% growth in total test equipment sales in 2018. Its inverse supplies the 2017 historical proxy; it is not a direct observation of the narrower captured market. ([www1.semi.org](https://www1.semi.org/en/2018-global-semiconductor-equipment-sales-jump-record-xx.xx-billion))

· Evidence informing the 2018 market-value input; displayed series and growth include calculations: The release reports approximately USD xx.xx of total semiconductor-equipment sales in 2018, used only with the 2019 equipment total as a disclosed broad-cycle proxy. ([www1.semi.org](https://www1.semi.org/en/2018-global-semiconductor-equipment-sales-jump-record-xx.xx-billion))

13. SEMI - 2020 Global Semiconductor Equipment Sales Surge 19% to Industry Record USD 71.2 Billion

· Evidence informing the 2018 market-value input; displayed series and growth include calculations: The release reports 2019 total equipment billings of USD xx.xx. Relative to the published approximate 2018 total, this supplies a broad-equipment downturn proxy, not an observed SoC/memory tester growth rate. ([semi.org](https://www.semi.org/en/news-media-press/semi-press-releases/annual-global-semiconductor-equipment-sales))

· Evidence informing the 2019 market-value input; displayed series and growth include calculations: Reported 2020 total-test-equipment growth of xx.xx% supplies the inverse bridge into 2019. ([semi.org](https://www.semi.org/en/news-media-press/semi-press-releases/annual-global-semiconductor-equipment-sales))

· Evidence informing the 2020 market-value input; displayed series and growth include calculations: The association's member-submitted billings dataset reports xx.xx% total-test-equipment growth in 2020, used as a historical demand-cycle proxy. ([semi.org](https://www.semi.org/en/news-media-press/semi-press-releases/annual-global-semiconductor-equipment-sales))

14. SEMI - 2021 Global Semiconductor Equipment Sales Surge 44% to Industry Record USD 102.6 Billion

· Evidence informing the 2020 market-value input; displayed series and growth include calculations: Reported total-test-equipment sales growth of xx.xx% in 2021 supports the inverse bridge from the 2021 estimate to 2020. ([semi.org](https://www.semi.org/en/news-media-press-releases/semi-press-releases/2021-global-semiconductor-equipment-sales-surge-xx.xx%xx.xx-to-industry-record-%xx.xx-billion-semi-reports))

· Evidence informing the 2021 market-value input; displayed series and growth include calculations: The xx.xx% test-equipment increase is a member-billings observation for a broader equipment class, not the final market value returned here. ([semi.org](https://www.semi.org/en/news-media-press-releases/semi-press-releases/2021-global-semiconductor-equipment-sales-surge-xx.xx%xx.xx-to-industry-record-%xx.xx-billion-semi-reports))

15. SEMI - Global Semiconductor Equipment Billings Reach Industry Record USD 107.6 Billion in 2022

· Evidence informing the 2021 market-value input; displayed series and growth include calculations: The release reports a xx.xx% contraction in total-test-equipment billings in 2022, supporting the inverse historical bridge into 2021. ([semi.org](https://www.semi.org/en/news-media-press-releases/semi-press-releases/global-semiconductor-equipment-billings-reach-industry-record-%xx.xx-billion-in-2022-semi-reports))

16. SEMI - Global Semiconductor Equipment Billings Slip to USD 106.3 Billion in 2023

· Evidence informing the 2023 market-value input; displayed series and growth include calculations: The xx.xx% broader test-equipment decline supplies a historical-cycle constraint and one small-supplier backcast assumption, not the target-market level. ([semi.org](https://www.semi.org/en/news-media-press-releases/semi-press-releases/global-semiconductor-equipment-billings-slip-to-%xx.xx-billion-in-2023-semi-reports))

17. SEMI - Global Semiconductor Equipment Billings Surged to USD 117 Billion in 2024

· Evidence informing the 2024 market-value input; displayed series and growth include calculations: Realized total-test-equipment billings increased xx.xx% in 2024. This independently checks the direction and approximate magnitude of the modeled target-market recovery without substituting the broader category for this market. ([semi.org](https://www.semi.org/en/semi-press-release/global-semiconductor-equipment-billings-surged-to-xx.xx-billion-dollars-in-2024-semi-reports))

18. SEMI - Global Semiconductor Equipment Billings Reached USD 135 Billion in 2025

· Evidence informing the 2025 market-value input; displayed series and growth include calculations: The association reports realized total-test-equipment billings growth of xx.xx% in 2025. The modeled target-market increase of approximately xx.xx% is directionally consistent; differing product boundaries prevent an exact reconciliation.
([semi.org](https://www.semi.org/en/SEMI-Reports-Global-Semiconductor-Equipment-Billings-Reached-xx.xx-Billion-in-2025))

19. Advantest - Annual Securities Report and Business Report for the Year Ended March 31, 2026

- Evidence informing the 2025 market-value input; displayed series and growth include calculations: Note xx.xx identifies customer operating leases of semiconductor test systems and JPY xx.xx of future payments receivable at March xx.xx 2025. This establishes a small supplier-specific leasing activity, not annual global leasing revenue. ([advantest.com](https://www.advantest.com/document/en/investors/ir-library/report/IR_SecuritiesandBusinesReport_84th_en.pdf))
- Evidence informing the 2026 market-value input; displayed series and growth include calculations: Future customer lease payments receivable were JPY xx.xx at March xx.xx 2026; disclosed terms were one to three years and noncancelable. These figures qualify any assumption that OEM leasing is necessarily large or offers flexible exit. ([advantest.com](https://www.advantest.com/document/en/investors/ir-library/report/IR_SecuritiesandBusinesReport_84th_en.pdf))
- Evidence informing base-year allocation inputs; displayed values and growth are calculated: Named NVIDIA-group customer receipts constrain direct fabless purchasing; fiscal/calendar and eligible-equipment attribution remain modeled.
- Evidence informing forecast-year allocation inputs; displayed values and growth are calculated: Named NVIDIA-group customer receipts constrain direct fabless purchasing; fiscal/calendar and eligible-equipment attribution remain modeled.
- Evidence informing base-year allocation inputs; displayed values and growth are calculated: Named TSMC customer receipts anchor the foundry purchasing model; other suppliers and foundries require explicit coverage assumptions.
- Evidence informing forecast-year allocation inputs; displayed values and growth are calculated: Named TSMC customer receipts anchor the foundry purchasing model; other suppliers and foundries require explicit coverage assumptions.
- Evidence informing base-year allocation inputs; displayed values and growth are calculated: The equipment-revenue policy recognizes product revenue when control transfers on contractual delivery or acceptance, supporting the purchase classification rather than service-revenue attribution. ([advantest.com](https://www.advantest.com/document/en/investors/ir-library/report/IR_SecuritiesandBusinesReport_84th_en.pdf))
- Evidence informing forecast-year allocation inputs; displayed values and growth are calculated: The equipment-revenue policy recognizes product revenue when control transfers on contractual delivery or acceptance, supporting the purchase classification rather than service-revenue attribution. ([advantest.com](https://www.advantest.com/document/en/investors/ir-library/report/IR_SecuritiesandBusinesReport_84th_en.pdf))
- Evidence informing base-year allocation inputs; displayed values and growth are calculated: Note xx.xx discloses customer operating leases, one-to-three-year noncancelable terms, and remaining payments of JPY xx.xx and JPY xx.xx at March xx.xx 2025 and March xx.xx 2026. These constrain contractual and adoption assumptions, not annual global leasing revenue or the final forecast share. ([advantest.com](https://www.advantest.com/document/en/investors/ir-library/report/IR_SecuritiesandBusinesReport_84th_en.pdf))
- Evidence informing forecast-year allocation inputs; displayed values and growth are calculated: Note xx.xx discloses customer operating leases, one-to-three-year noncancelable terms, and remaining payments of JPY xx.xx and JPY xx.xx at March xx.xx 2025 and March xx.xx 2026. These constrain contractual and adoption assumptions, not annual global leasing revenue or the final forecast share. ([advantest.com](https://www.advantest.com/document/en/investors/ir-library/report/IR_SecuritiesandBusinesReport_84th_en.pdf))
- Evidence informing base-year allocation inputs; displayed values and growth are calculated: Wholly owned regional test-system sales subsidiaries establish consolidated manufacturer selling, while customer operating leases establish an OEM leasing route; both support the contractual-role allocation premise. ([advantest.com](https://www.advantest.com/document/en/investors/ir-library/report/IR_SecuritiesandBusinesReport_84th_en.pdf))
- Evidence informing forecast-year allocation inputs; displayed values and growth are calculated: Wholly owned regional test-system sales subsidiaries establish consolidated manufacturer selling, while customer operating leases establish an OEM leasing route; both support the contractual-role allocation premise. ([advantest.com](https://www.advantest.com/document/en/investors/ir-library/report/IR_SecuritiesandBusinesReport_84th_en.pdf))
- Evidence informing base-year allocation inputs; displayed values and growth are calculated: Future customer lease payments of JPY xx.xx at March xx.xx 2025 and JPY xx.xx at March xx.xx 2026 are supplier-specific receivables, not annual global merchant lease revenue; they limit rather than verify the leasing assumptions. ([advantest.com](https://www.advantest.com/document/en/investors/ir-library/report/IR_SecuritiesandBusines

20. Amkor Technology, Inc. - Form 10-K for the Year Ended December 31, 2025

- Evidence informing the 2025 market-value input; displayed series and growth include calculations: Amkor reports 2025 capital expenditures of USD xx.xx versus USD xx.xx in 2024, covering packaging, testing and facilities. The amount is a buyer-spending constraint, not tester-only spending. ([sec.gov](https://www.sec.gov/Archives/edgar/data/xx.xx/xx.xx/amkr-xx.xx.htm))
- Evidence informing the 2026 market-value input; displayed series and growth include calculations: The filing's USD xx.xx-xx.xx 2026 capital-expenditure expectation is primarily increased by Arizona construction. It cannot be treated as an equivalent tester award or annual tester-market increment. ([sec.gov](https://www.sec.gov/Archives/edgar/data/xx.xx/xx.xx/amkr-xx.xx.htm))
- Evidence informing the 2028 market-value input; displayed series and growth include calculations: Standardized tester investment, customer-consigned equipment and equipment-redeployment risks qualify the conversion from announced capacity projects to incremental tester purchases. No project investment is added directly to the 2028 forecast. ([sec.gov](https://www.sec.gov/Archives/edgar/data/xx.xx/xx.xx/amkr-xx.xx.htm))
- Evidence informing the 2029 market-value input; displayed series and growth include calculations: The buyer's broad spending and commitment disclosures support retaining procurement-conversion and reuse uncertainty rather than equating project completion with tester sales. ([sec.gov](https://www.sec.gov/Archives/edgar/data/xx.xx/xx.xx/amkr-xx.xx.htm))
- Evidence informing base-year allocation inputs; displayed values and growth are calculated: Vietnam operating assets support the local purchaser pool; future equipment conversion remains assumed.
- Evidence informing forecast-year allocation inputs; displayed values and growth are calculated: Vietnam operating assets support the local purchaser pool; future equipment conversion remains assumed.
- Evidence informing base-year allocation inputs; displayed values and growth are calculated: The test-equipment accounting-life extension from five to seven years constrains the annualized production denominator against which engineering purchasing is compared. ([sec.gov](https://www.sec.gov/Archives/edgar/data/xx.xx/xx.xx/amkr-xx.xx.htm))
- Evidence informing forecast-year allocation inputs; displayed values and growth are calculated: The test-equipment accounting-life extension from five to seven years constrains the annualized production denominator against which engineering purchasing is compared. ([sec.gov](https://www.sec.gov/Archives/edgar/data/xx.xx/xx.xx/amkr-xx.xx.htm))
- Evidence informing base-year allocation inputs; displayed values and growth are calculated: Seven-year test-equipment accounting life anchors the selected purchasing-frequency proxy; broad capital expenditure is not treated as tester-only spending. ([sec.gov](https://www.sec.gov/Archives/edgar/data/xx.xx/xx.xx/amkr-xx.xx.htm))
- Evidence informing forecast-year allocation inputs; displayed values and growth are calculated: Seven-year test-equipment accounting life anchors the selected purchasing-frequency proxy; broad capital expenditure is not treated as tester-only spending. ([sec.gov](https://www.sec.gov/Archives/edgar/data/xx.xx/xx.xx/amkr-xx.xx.htm))
- Evidence informing base-year allocation inputs; displayed values and growth are calculated: Standardized platforms and customer-consigned testers qualify ownership and reuse attribution; these conditions do not establish accepted joint-purpose deployment. ([sec.gov](https://www.sec.gov/Archives/edgar/data/xx.xx/xx.xx/amkr-xx.xx.htm))
- Evidence informing forecast-year allocation inputs; displayed values and growth are calculated: Standardized platforms and customer-consigned testers qualify ownership and reuse attribution; these conditions do not establish accepted joint-purpose deployment. ([sec.gov](https://www.sec.gov/Archives/edgar/data/xx.xx/xx.xx/amkr-xx.xx.htm))
- Evidence informing base-year allocation inputs; displayed values and growth are calculated: The buyer reports approximately xx.xx% Computing sales and standardized tester investment, providing a representativeness and reuse check, not equipment-market weights. ([sec.gov](https://www.sec.gov/Archives/edgar/data/xx.xx/xx.xx/amkr-xx.xx.htm))
- Evidence informing forecast-year allocation inputs; displayed values and growth are calculated: The buyer reports approximately xx.xx% Computing sales and standardized tester investment, providing a representativeness and reuse check, not equipment-market weights. ([sec.gov](https://www.sec.gov/Archives/edgar/data/xx.xx/xx.xx/amkr-xx.xx.htm))
- Evidence informing base-year allocation inputs; displayed values and growth are calculated: Approximately xx.xx% Communications sales and customer-consigned equipment demonstrate why operator revenue and ownership cannot directly determine tester purchasing shares. ([sec.gov](https://www.sec.gov/Archives/edgar/data/xx.xx/xx.xx/amkr-xx.xx.htm))
- Evidence informing forecast-year allocation inputs; displayed values and growth are calculated: Approximately xx.xx% Communications sales and customer-consigned equipment demonstrate why operator

21. Intel Corporation - Form 10-K for the Year Ended December 27, 2025
    - Evidence informing forecast-year allocation inputs; displayed values and growth are calculated: Assembly/test consolidation into Malaysia supports a relative expansion premise, not the exact multiplier.
    - Evidence informing forecast-year allocation inputs; displayed values and growth are calculated: Assembly/test consolidation into Vietnam supports a relative expansion premise, not the exact multiplier.
22. Micron Technology, Inc. - Form 10-K for the Fiscal Year Ended August 28, 2025
    - Evidence informing base-year allocation inputs; displayed values and growth are calculated: Component assembly/test locations support a Malaysia equipment-purchaser pool.
    - Evidence informing forecast-year allocation inputs; displayed values and growth are calculated: Component assembly/test locations support a Malaysia equipment-purchaser pool.
    - Evidence informing base-year allocation inputs; displayed values and growth are calculated: Singapore manufacturing and assembly/test activity supports an equipment-purchaser pool.
    - Evidence informing forecast-year allocation inputs; displayed values and growth are calculated: Singapore manufacturing and assembly/test activity supports an equipment-purchaser pool.
23. NXP Semiconductors - 2025 Annual Report and Financial Statements
    - Evidence informing base-year allocation inputs; displayed values and growth are calculated: Disclosed Malaysia back-end activity supports a local equipment-purchaser pool.
    - Evidence informing forecast-year allocation inputs; displayed values and growth are calculated: Disclosed Malaysia back-end activity supports a local equipment-purchaser pool.
    - Evidence informing base-year allocation inputs; displayed values and growth are calculated: Disclosed Thailand back-end activity supports a local equipment-purchaser pool.
    - Evidence informing forecast-year allocation inputs; displayed values and growth are calculated: Disclosed Thailand back-end activity supports a local equipment-purchaser pool.

24. Teradyne - Magnum 2 Memory Test Solution
    - Evidence informing base-year allocation inputs; displayed values and growth are calculated: Magnum xx.xx lists SRAM applications, establishing a commercial category mapping without supplying a revenue weight.
    - Evidence informing forecast-year allocation inputs; displayed values and growth are calculated: Magnum xx.xx lists SRAM applications, establishing a commercial category mapping without supplying a revenue weight.
    - Evidence informing base-year allocation inputs; displayed values and growth are calculated: DRAM, SRAM, NOR and NAND capability overlaps support mutually exclusive configuration attribution rather than adding advertised capabilities as sales.
    - Evidence informing forecast-year allocation inputs; displayed values and growth are calculated: DRAM, SRAM, NOR and NAND capability overlaps support mutually exclusive configuration attribution rather than adding advertised capabilities as sales.
    - Evidence informing base-year allocation inputs; displayed values and growth are calculated: Low-end SoC and memory applications identify a candidate combined-capability pool; actual joint customer mandates and numerical fractions remain unmeasured.
    - Evidence informing forecast-year allocation inputs; displayed values and growth are calculated: Low-end SoC and memory applications identify a candidate combined-capability pool; actual joint customer mandates and numerical fractions remain unmeasured.
    - Evidence informing base-year allocation inputs; displayed values and growth are calculated: Separately identifies an engineering configuration, supporting purpose classification and the direction of the modeled realization difference, not its exact numerical price ratio. ([teradyne.com](https://www.teradyne.com/products/magnum-xx.xx/))
    - Evidence informing forecast-year allocation inputs; displayed values and growth are calculated: Separately identifies an engineering configuration, supporting purpose classification and the direction of the modeled realization difference, not its exact numerical price ratio. ([teradyne.com](https://www.teradyne.com/products/magnum-xx.xx/))
    - Evidence informing base-year allocation inputs; displayed values and growth are calculated: Separately identifies production configurations, supporting production-purpose attribution rather than classification from family-wide capability alone. ([teradyne.com](https://www.teradyne.com/products/magnum-xx.xx/))
    - Evidence informing forecast-year allocation inputs; displayed values and growth are calculated: Separately identifies production configurations, supporting production-purpose attribution rather than classification from family-wide capability alone. ([teradyne.com](https://www.teradyne.com/products/magnum-xx.xx/))
    - Evidence informing base-year allocation inputs; displayed values and growth are calculated: Engineering programs can transfer to production versions; this supports conditional continuity but does not measure joint-purpose purchases or the forecast adoption multiplier. ([teradyne.com](https://www.teradyne.com/products/magnum-xx.xx/))
    - Evidence informing forecast-year allocation inputs; displayed values and growth are calculated: Engineering programs can transfer to production versions; this supports conditional continuity but does not measure joint-purpose purchases or the forecast adoption multiplier. ([teradyne.com](https://www.teradyne.com/products/magnum-xx.xx/))
25. Advantest - T5835 Memory Test System
    - Evidence informing base-year allocation inputs; displayed values and growth are calculated: T5835 is commercially positioned for both DRAM and NAND, supporting the cross-family classification premise but not the modeled co-primary revenue fraction.
    - Evidence informing forecast-year allocation inputs; displayed values and growth are calculated: T5835 is commercially positioned for both DRAM and NAND, supporting the cross-family classification premise but not the modeled co-primary revenue fraction.

26. Advantest - T5503HS2 Memory Test System
    - Evidence informing base-year allocation inputs; displayed values and growth are calculated: DRAM/HBM product positioning establishes category mapping; the documented installed-T5503 upgrade path supports retaining upgrade-substitution uncertainty rather than assuming universal replacement.
    - Evidence informing forecast-year allocation inputs; displayed values and growth are calculated: DRAM/HBM product positioning establishes category mapping; the documented installed-T5503 upgrade path supports retaining upgrade-substitution uncertainty rather than assuming universal replacement.
27. Advantest will Showcase Latest Memory Test Solutions at Future of Memory and Storage 2024
    - Evidence informing base-year allocation inputs; displayed values and growth are calculated: The August xx.xx 2024 announcement identifies T5835 among promoted memory offerings, establishing pre-base-year commercial positioning without proving customer acceptance or sales mix.
28. Advantest - V93000 SoC Test Systems
    - Evidence informing base-year allocation inputs; displayed values and growth are calculated: Advantest classifies V93000 as a SoC Test System, supporting the commercial mapping of its reported SoC equipment pool without establishing a sales percentage.
    - Evidence informing forecast-year allocation inputs; displayed values and growth are calculated: Advantest classifies V93000 as a SoC Test System, supporting the commercial mapping of its reported SoC equipment pool without establishing a sales percentage.
    - Evidence informing base-year allocation inputs; displayed values and growth are calculated: V93000 documentation identifies reusable programs and interface hardware across generations and supplier-developed SmarTest software. These support the retained-investment condition, not a measured switching rate or forecast share. ([advantest.com](https://www.advantest.com/en/products/semiconductor-test-system/soc/v93000/))
    - Evidence informing forecast-year allocation inputs; displayed values and growth are calculated: V93000 documentation identifies reusable programs and interface hardware across generations and supplier-developed SmarTest software. These support the retained-investment condition, not a measured switching rate or forecast share. ([advantest.com](https://www.advantest.com/en/products/semiconductor-test-system/soc/v93000/))
29. Emerson Electric Co. - Form 10-K for the Year Ended September 30, 2025
    - Evidence informing base-year allocation inputs; displayed values and growth are calculated: Reported Test & Measurement sales of USD xx.xx in FY2025 and USD xx.xx in FY2024 constrain the broad NI revenue proxy, not complete SoC/memory tester revenue. ([ir.emerson.com](https://ir.emerson.com/sec-filings/all-sec-filings/content/xx.xx-xx.xx-xx.xx/emr-xx.xx.htm))
30. Emerson Electric Co. - Form 10-Q for the Quarter Ended December 31, 2025
    - Evidence informing base-year allocation inputs; displayed values and growth are calculated: December-quarter Test & Measurement sales of USD xx.xx versus USD xx.xx supply the approximate calendar bridge. Prior-period segment presentation was reclassified, limiting level comparability. ([sec.gov](https://www.sec.gov/Archives/edgar/data/xx.xx/xx.xx/emr-xx.xx.htm))
31. National Instruments Corporation - 2022 Annual Report
    - Evidence informing base-year allocation inputs; displayed values and growth are calculated: Semiconductor and Electronics represented approximately xx.xx% of NI's 2022 revenue, with approximately half from production test and half from R&D test. These historical mix observations calibrate, but do not verify, the 2025 scoped equipment budget. ([sec.gov](https://www.sec.gov/Archives/edgar/data/xx.xx/xx.xx/ny20006399x3_ars.pdf))

32. Advantest - FY2025 Financial Briefing, April 27, 2026

· Evidence informing base-year allocation inputs; displayed values and growth are calculated: Automotive/industrial/consumer/DDIC represented approximately xx.xx% and xx.xx% of fiscal SoC sales in FY2024 and FY2025, rounded to five-percentage-point increments. These application proportions constrain the mainstream equipment attribution. ([advantest.com](https://www.advantest.com/document/en/investors/ir-library/result/JE_BIZ_260427_slide.pdf))

· Evidence informing forecast-year allocation inputs; displayed values and growth are calculated: Automotive/industrial/consumer/DDIC represented approximately xx.xx% and xx.xx% of fiscal SoC sales in FY2024 and FY2025, rounded to five-percentage-point increments. These application proportions constrain the mainstream equipment attribution. ([advantest.com](https://www.advantest.com/document/en/investors/ir-library/result/JE_BIZ_260427_slide.pdf))

· Evidence informing base-year allocation inputs; displayed values and growth are calculated: Fiscal SoC sales increased from JPY xx.xx to JPY xx.xx, while computing/communications represented approximately xx.xx% of FY2025 SoC sales. This supports differentiated application-growth assumptions, not a directly observed proprietary share or future allocation. ([advantest.com](https://www.advantest.com/document/en/investors/ir-library/result/JE_BIZ_260427_slide.pdf))

· Evidence informing forecast-year allocation inputs; displayed values and growth are calculated: Fiscal SoC sales increased from JPY xx.xx to JPY xx.xx, while computing/communications represented approximately xx.xx% of FY2025 SoC sales. This supports differentiated application-growth assumptions, not a directly observed proprietary share or future allocation. ([advantest.com](https://www.advantest.com/document/en/investors/ir-library/result/JE_BIZ_260427_slide.pdf))

33. Advantest - Annual Report 2005

· Evidence informing base-year allocation inputs; displayed values and growth are calculated: The report identifies T2000's OPENSTAR basis and publicly available specifications developed through the Semiconductor Test Consortium. This supports historical standards classification only; its historical market-share statements are not used. ([www3.advantest.com](https://www3.advantest.com/documents/xx.xx/xx.xx/pdf_investor_AR2005_en.pdf))

· Evidence informing forecast-year allocation inputs; displayed values and growth are calculated: The report identifies T2000's OPENSTAR basis and publicly available specifications developed through the Semiconductor Test Consortium. This supports historical standards classification only; its historical market-share statements are not used. ([www3.advantest.com](https://www3.advantest.com/documents/xx.xx/xx.xx/pdf_investor_AR2005_en.pdf))

34. Advantest - What Is ATE (Automated Test Equipment)? Roles, Systems & Future Outlook

· Evidence informing base-year allocation inputs; displayed values and growth are calculated: Current company positioning identifies T2000 as open architecture and associates it with microcontroller and automotive applications, supporting continuity of the classification premise without measuring sales. ([advantest.com](https://www.advantest.com/en/semiconductor-basics/automated-test-equipment/))

· Evidence informing forecast-year allocation inputs; displayed values and growth are calculated: Current company positioning identifies T2000 as open architecture and associates it with microcontroller and automotive applications, supporting continuity of the classification premise without measuring sales. ([advantest.com](https://www.advantest.com/en/semiconductor-basics/automated-test-equipment/))

· Evidence informing base-year allocation inputs; displayed values and growth are calculated: The company distinguishes V93000's supplier-specific architecture from T2000's open-architecture positioning, supporting platform-level rather than supplier-wide classification. ([advantest.com](https://www.advantest.com/en/semiconductor-basics/automated-test-equipment/))

· Evidence informing forecast-year allocation inputs; displayed values and growth are calculated: The company distinguishes V93000's supplier-specific architecture from T2000's open-architecture positioning, supporting platform-level rather than supplier-wide classification. ([advantest.com](https://www.advantest.com/en/semiconductor-basics/automated-test-equipment/))

35. NI - What Is the Semiconductor Test System (STS)?

· Evidence informing base-year allocation inputs; displayed values and growth are calculated: STS is an integrated PXI-based ATE offering with broad RF, mixed-signal and MEMS positioning. This establishes the architecture and turnkey commercial model while requiring deductions for applications outside the captured SoC/memory boundary. ([ni.com](https://www.ni.com/en/shop/electronic-test-instrumentation/what-is-the-semiconductor-test-system.html))

· Evidence informing forecast-year allocation inputs; displayed values and growth are calculated: STS is an integrated PXI-based ATE offering with broad RF, mixed-signal and MEMS positioning. This establishes the architecture and turnkey commercial model while requiring deductions for applications outside the captured SoC/memory boundary. ([ni.com](https://www.ni.com/en/shop/electronic-test-instrumentation/what-is-the-semiconductor-test-system.html))

36. Marvin Test Solutions - PXIe Semiconductor Test System, TS-960e Series

· Evidence informing base-year allocation inputs; displayed values and growth are calculated: TS-960e is marketed as a complete integrated PXI Express semiconductor system for SoC applications, including proprietary application elements. It establishes commercial category participation, not the modeled smaller-system shipment count or price. ([marvintest.com](https://www.marvintest.com/Product/TS-960e-Series))

37. Emerson Electric Co. - Form 10-Q for the Quarter Ended June 30, 2026

· Evidence informing forecast-year allocation inputs; displayed values and growth are calculated: Nine-month Test & Measurement revenue of USD xx.xx versus USD xx.xx provides the broad growth calibration for the assumed 2026 eligible-equipment increase. Semiconductor and aerospace/defense both contributed, so the disclosure does not isolate open-standard SoC/memory sales. ([ir.emerson.com](https://ir.emerson.com/sec-filings/all-sec-filings/content/xx.xx-xx.xx-xx.xx/emr-xx.xx.htm))

38. PXI Systems Alliance - What Is PXI

· Evidence informing base-year allocation inputs; displayed values and growth are calculated: The association defines PXI as an open modular standard with a multi-vendor ecosystem and distinguishes its building blocks from completed application systems. This supports the governing-architecture boundary, not sales weights. ([pxisa.org](https://pxisa.org/what-is-pxi/))

· Evidence informing forecast-year allocation inputs; displayed values and growth are calculated: The association defines PXI as an open modular standard with a multi-vendor ecosystem and distinguishes its building blocks from completed application systems. This supports the governing-architecture boundary, not sales weights. ([pxisa.org](https://pxisa.org/what-is-pxi/))

39. Test Services - UTAC Group
    - Evidence informing base-year allocation inputs; displayed values and growth are calculated: Reports xx.xx+ test engineers alongside 2,000+ testers, anchoring the engineering-station proxy used in the base model and carried into the forecast; it does not disclose purpose sales shares. ([utacgroup.com](https://utacgroup.com/test-services/))
    - Evidence informing forecast-year allocation inputs; displayed values and growth are calculated: Reports xx.xx+ test engineers alongside 2,000+ testers, anchoring the engineering-station proxy used in the base model and carried into the forecast; it does not disclose purpose sales shares. ([utacgroup.com](https://utacgroup.com/test-services/))
    - Evidence informing base-year allocation inputs; displayed values and growth are calculated: The 2,000+ tester fleet provides an operator-stock benchmark that is converted to annual value only through the disclosed purchasing-frequency assumptions. ([utacgroup.com](https://utacgroup.com/test-services/))
    - Evidence informing forecast-year allocation inputs; displayed values and growth are calculated: The 2,000+ tester fleet provides an operator-stock benchmark that is converted to annual value only through the disclosed purchasing-frequency assumptions. ([utacgroup.com](https://utacgroup.com/test-services/))
    - Evidence informing base-year allocation inputs; displayed values and growth are calculated: Advertises engineering services and production testing within the same business, supporting commercial coexistence but not the assumed accepted joint-purpose percentage or future adoption. ([utacgroup.com](https://utacgroup.com/test-services/))
    - Evidence informing forecast-year allocation inputs; displayed values and growth are calculated: Advertises engineering services and production testing within the same business, supporting commercial coexistence but not the assumed accepted joint-purpose percentage or future adoption. ([utacgroup.com](https://utacgroup.com/test-services/))
40. Efforts to Provide Value Through Business - Advantest
    - Evidence informing base-year allocation inputs; displayed values and growth are calculated: States typical customer equipment use of xx.xx-xx.xx years, providing a longer-use sensitivity for the stock-to-purchasing-value bridge rather than a measured engineering share. ([advantest.com](https://www.advantest.com/en/about/sustainability/society/responding-product-liability/))
    - Evidence informing base-year allocation inputs; displayed values and growth are calculated: The xx.xx-xx.xx-year use period constrains replacement assumptions and is distinguished from the buyer accounting-life proxy used in the working model. ([advantest.com](https://www.advantest.com/en/about/sustainability/society/responding-product-liability/))
41. A New Approach for IC Test - Leveraging the Strength of the PXI Platform - NI
    - Evidence informing base-year allocation inputs; displayed values and growth are calculated: Describes scalable characterization and production configurations and the commercial constraints of traditional laboratory ATE, supporting a distinct engineering purchasing model. ([ni.com](https://www.ni.com/en/shop/electronic-test-instrumentation/what-is-the-semiconductor-test-system/a-new-approach-for-ic-test---leveraging-the-strength-of-the-pxi-.html))
    - Evidence informing forecast-year allocation inputs; displayed values and growth are calculated: Describes scalable characterization and production configurations and the commercial constraints of traditional laboratory ATE, supporting a distinct engineering purchasing model. ([ni.com](https://www.ni.com/en/shop/electronic-test-instrumentation/what-is-the-semiconductor-test-system/a-new-approach-for-ic-test---leveraging-the-strength-of-the-pxi-.html))
    - Evidence informing base-year allocation inputs; displayed values and growth are calculated: Shared hardware and software support a continuity scenario, but the record provides neither accepted joint-deployment revenue nor future penetration; both remain explicit assumptions. ([ni.com](https://www.ni.com/en/shop/electronic-test-instrumentation/what-is-the-semiconductor-test-system/a-new-approach-for-ic-test---leveraging-the-strength-of-the-pxi-.html))
    - Evidence informing forecast-year allocation inputs; displayed values and growth are calculated: Shared hardware and software support a continuity scenario, but the record provides neither accepted joint-deployment revenue nor future penetration; both remain explicit assumptions. ([ni.com](https://www.ni.com/en/shop/electronic-test-instrumentation/what-is-the-semiconductor-test-system/a-new-approach-for-ic-test---leveraging-the-strength-of-the-pxi-.html))

42. Teradyne - 2025 Annual Report to Shareholders

- Evidence informing base-year allocation inputs; displayed values and growth are calculated: The USD xx.xx Compute application weight anchors the scoped Computing allocation. ([investors.teradyne.com](https://investors.teradyne.com/sec-filings/all-sec-filings/content/xx.xx-xx.xx-xx.xx/xx.xx-xx.xx-xx.xx.pdf))
- Evidence informing base-year allocation inputs; displayed values and growth are calculated: The USD xx.xx Mobility weight and networking exposure support the modeled Communications bridge. ([investors.teradyne.com](https://investors.teradyne.com/sec-filings/all-sec-filings/content/xx.xx-xx.xx-xx.xx/xx.xx-xx.xx-xx.xx.pdf))
- Evidence informing base-year allocation inputs; displayed values and growth are calculated: Published application buckets constrain the budget, but the consumer carve-out is an explicit attribution assumption. ([investors.teradyne.com](https://investors.teradyne.com/sec-filings/all-sec-filings/content/xx.xx-xx.xx-xx.xx/xx.xx-xx.xx-xx.xx.pdf))
- Evidence informing base-year allocation inputs; displayed values and growth are calculated: USD xx.xx Auto-Industrial revenue supplies the pre-exclusion pool, not an observed Automotive subtotal. ([investors.teradyne.com](https://investors.teradyne.com/sec-filings/all-sec-filings/content/xx.xx-xx.xx-xx.xx/xx.xx-xx.xx-xx.xx.pdf))
- Evidence informing base-year allocation inputs; displayed values and growth are calculated: The shared Auto-Industrial pool constrains Industrial Electronics after scope and end-use adjustments. ([investors.teradyne.com](https://investors.teradyne.com/sec-filings/all-sec-filings/content/xx.xx-xx.xx-xx.xx/xx.xx-xx.xx-xx.xx.pdf))
- Evidence informing base-year allocation inputs; displayed values and growth are calculated: The application budget constrains the modeled specialized tail; separate Product Test defense revenue is excluded. ([investors.teradyne.com](https://investors.teradyne.com/sec-filings/all-sec-filings/content/xx.xx-xx.xx-xx.xx/xx.xx-xx.xx-xx.xx.pdf))

43. TSMC - 2025 Form 20-F

- Evidence informing base-year allocation inputs; displayed values and growth are calculated: 2025 HPC revenue of NT$xx.xx anchors the adjusted logic-demand proxy; networking is separated by assumption. ([investor.tsmc.com](https://investor.tsmc.com/sites/ir/sec-filings/2025_20F%20Report.pdf))
- Evidence informing base-year allocation inputs; displayed values and growth are calculated: Smartphone revenue of NT$xx.xx and networking within HPC constrain Communications, with an explicit equipment-intensity bridge. ([investor.tsmc.com](https://investor.tsmc.com/sites/ir/sec-filings/2025_20F%20Report.pdf))

44. Micron Technology - Form 10-K for the Year Ended August 28, 2025

- Evidence informing base-year allocation inputs; displayed values and growth are calculated: Cloud, data-center and client business revenues constrain Computing's memory-equipment proxy, not equipment receipts directly. ([s25.q4cdn.com](https://s25.q4cdn.com/xx.xx/files/doc_financials/2025/ar/2025-Form-xx.xx-K.pdf))
- Evidence informing base-year allocation inputs; displayed values and growth are calculated: Mobile/client and data-center revenues provide the economic pool for modeled mobile and networking attribution. ([s25.q4cdn.com](https://s25.q4cdn.com/xx.xx/files/doc_financials/2025/ar/2025-Form-xx.xx-K.pdf))
- Evidence informing base-year allocation inputs; displayed values and growth are calculated: USD xx.xx Automotive and Embedded revenue constrains the modeled consumer-memory tail. ([s25.q4cdn.com](https://s25.q4cdn.com/xx.xx/files/doc_financials/2025/ar/2025-Form-xx.xx-K.pdf))
- Evidence informing base-year allocation inputs; displayed values and growth are calculated: The embedded business supplies a bounded activity proxy requiring scope, realization and end-use adjustments. ([s25.q4cdn.com](https://s25.q4cdn.com/xx.xx/files/doc_financials/2025/ar/2025-Form-xx.xx-K.pdf))
- Evidence informing base-year allocation inputs; displayed values and growth are calculated: The embedded business constrains Industrial Electronics memory activity; its equipment conversion is assumed. ([s25.q4cdn.com](https://s25.q4cdn.com/xx.xx/files/doc_financials/2025/ar/2025-Form-xx.xx-K.pdf))
- Evidence informing base-year allocation inputs; displayed values and growth are calculated: The embedded pool bounds the specialized-memory tail; no separate defense revenue is reported. ([s25.q4cdn.com](https://s25.q4cdn.com/xx.xx/files/doc_financials/2025/ar/2025-Form-xx.xx-K.pdf))

45. Semiconductor Industry Association - 2025 Factbook

· Evidence informing base-year allocation inputs; displayed values and growth are calculated: 2024 PC/Computer semiconductor demand of xx.xx% enters only the scope-adjusted secondary-supplier proxy. ([semiconductors.org](https://www.semiconductors.org/wp-content/uploads/2025/xx.xx/2025-SIA-Factbook-FINAL-xx.xx.pdf))

· Evidence informing base-year allocation inputs; displayed values and growth are calculated: 2024 Communications demand of xx.xx% is adjusted for eligible equipment scope before use. ([semiconductors.org](https://www.semiconductors.org/wp-content/uploads/2025/xx.xx/2025-SIA-Factbook-FINAL-xx.xx.pdf))

· Evidence informing base-year allocation inputs; displayed values and growth are calculated: Consumer semiconductor demand of xx.xx% anchors the adjusted minor-application weights. ([semiconductors.org](https://www.semiconductors.org/wp-content/uploads/2025/xx.xx/2025-SIA-Factbook-FINAL-xx.xx.pdf))

· Evidence informing base-year allocation inputs; displayed values and growth are calculated: Automotive demand of xx.xx% is reduced for non-SoC exposure in the commercial proxy. ([semiconductors.org](https://www.semiconductors.org/wp-content/uploads/2025/xx.xx/2025-SIA-Factbook-FINAL-xx.xx.pdf))

· Evidence informing base-year allocation inputs; displayed values and growth are calculated: Industrial demand of xx.xx% anchors a scope-adjusted weight, not a tester-equipment share. ([semiconductors.org](https://www.semiconductors.org/wp-content/uploads/2025/xx.xx/2025-SIA-Factbook-FINAL-xx.xx.pdf))

· Evidence informing base-year allocation inputs; displayed values and growth are calculated: Government demand of xx.xx%, including military, constrains the specialized end-use proxy. ([semiconductors.org](https://www.semiconductors.org/wp-content/uploads/2025/xx.xx/2025-SIA-Factbook-FINAL-xx.xx.pdf))

46. WSTS - Semiconductor Market Insights, October 2024

· Evidence informing base-year allocation inputs; displayed values and growth are calculated: The detailed Consumer definition includes entertainment products, household white goods and personal wearables, supporting consistent end-use attribution. ([semiconductors.org](https://www.semiconductors.org/wp-content/uploads/2025/xx.xx/WSTS-Presentation-Subscription-Oct2024.pdf))

· Evidence informing forecast-year allocation inputs; displayed values and growth are calculated: The detailed Consumer definition includes entertainment products, household white goods and personal wearables, supporting consistent end-use attribution. ([semiconductors.org](https://www.semiconductors.org/wp-content/uploads/2025/xx.xx/WSTS-Presentation-Subscription-Oct2024.pdf))

· Evidence informing base-year allocation inputs; displayed values and growth are calculated: Industrial includes professional test, control and measuring equipment, distinguishing it from household consumer equipment. ([semiconductors.org](https://www.semiconductors.org/wp-content/uploads/2025/xx.xx/WSTS-Presentation-Subscription-Oct2024.pdf))

· Evidence informing forecast-year allocation inputs; displayed values and growth are calculated: Industrial includes professional test, control and measuring equipment, distinguishing it from household consumer equipment. ([semiconductors.org](https://www.semiconductors.org/wp-content/uploads/2025/xx.xx/WSTS-Presentation-Subscription-Oct2024.pdf))

· Evidence informing base-year allocation inputs; displayed values and growth are calculated: Government is defined as military and aerospace in the detailed end-use illustration, supporting the retained category mapping. ([semiconductors.org](https://www.semiconductors.org/wp-content/uploads/2025/xx.xx/WSTS-Presentation-Subscription-Oct2024.pdf))

· Evidence informing forecast-year allocation inputs; displayed values and growth are calculated: Government is defined as military and aerospace in the detailed end-use illustration, supporting the retained category mapping. ([semiconductors.org](https://www.semiconductors.org/wp-content/uploads/2025/xx.xx/WSTS-Presentation-Subscription-Oct2024.pdf))

47. NXP Semiconductors - Form 10-K for the Year Ended December 31, 2025

· Evidence informing base-year allocation inputs; displayed values and growth are calculated: 2025 Automotive revenue of USD xx.xx, down xx.xx%, qualifies assumptions of immediate equipment-demand acceleration. ([sec.gov](https://www.sec.gov/Archives/edgar/data/xx.xx/xx.xx/nxpi-xx.xx.htm))

· Evidence informing forecast-year allocation inputs; displayed values and growth are calculated: 2025 Automotive revenue of USD xx.xx, down xx.xx%, qualifies assumptions of immediate equipment-demand acceleration. ([sec.gov](https://www.sec.gov/Archives/edgar/data/xx.xx/xx.xx/nxpi-xx.xx.htm))

· Evidence informing base-year allocation inputs; displayed values and growth are calculated: Industrial & IoT revenue of USD xx.xx increased xx.xx%, constraining the near-term recovery assumption rather than measuring tester sales. ([sec.gov](https://www.sec.gov/Archives/edgar/data/xx.xx/xx.xx/nxpi-xx.xx.htm))

· Evidence informing forecast-year allocation inputs; displayed values and growth are calculated: Industrial & IoT revenue of USD xx.xx increased xx.xx%, constraining the near-term recovery assumption rather than measuring tester sales. ([sec.gov](https://www.sec.gov/Archives/edgar/data/xx.xx/xx.xx/nxpi-xx.xx.htm))

48. NXP Semiconductors - Product Longevity
    - Evidence informing forecast-year allocation inputs; displayed values and growth are calculated: Participating products have minimum xx.xx- or xx.xx-year longevity periods; these do not establish tester replacement or support periods.
    ([nxp.com](https://www.nxp.com/products/nxp-product-information/nxp-product-programs/product-longevity%3APRDCT_LONGEVITY_HM))
    - Evidence informing forecast-year allocation inputs; displayed values and growth are calculated: The disclosed longevity condition supports retaining lifecycle uncertainty rather than inferring automatic recurring equipment purchases.
    ([nxp.com](https://www.nxp.com/products/nxp-product-information/nxp-product-programs/product-longevity%3APRDCT_LONGEVITY_HM))
49. DLA ASSIST-QuickSearch - MIL-PRF-38535 Document Details
    - Evidence informing base-year allocation inputs; displayed values and growth are calculated: The official record concerns covered microcircuits and manufacturer qualification, not tester-brand approval or equipment awards; no qualification-derived revenue premium is assumed.
    ([quicksearch.dla.mil](https://quicksearch.dla.mil/qsDocDetails.aspx?ident_number=xx.xx))
    - Evidence informing forecast-year allocation inputs; displayed values and growth are calculated: The official record concerns covered microcircuits and manufacturer qualification, not tester-brand approval or equipment awards; no qualification-derived revenue premium is assumed.
    ([quicksearch.dla.mil](https://quicksearch.dla.mil/qsDocDetails.aspx?ident_number=xx.xx))
50. ASE Technology Holding - Fourth Quarter and Full Year 2025 Financial Results, Form 6-K, February 5, 2026
    - Evidence informing base-year allocation inputs; displayed values and growth are calculated: ASE reports USD xx.xx of 2025 testing-equipment capital expenditure, a monetary purchasing anchor before complete-tester scope deductions.
    - Evidence informing forecast-year allocation inputs; displayed values and growth are calculated: ASE reports USD xx.xx of 2025 testing-equipment capital expenditure, a monetary purchasing anchor before complete-tester scope deductions.
51. ChipMOS - FY2025 and Fourth Quarter 2025 Investor Presentation
    - Evidence informing base-year allocation inputs; displayed values and growth are calculated: The presentation reports TWD xx.xx of 2025 capital expenditure and a xx.xx% testing allocation; currency and complete-tester attribution are modeled bridges.
    - Evidence informing forecast-year allocation inputs; displayed values and growth are calculated: The presentation reports TWD xx.xx of 2025 capital expenditure and a xx.xx% testing allocation; currency and complete-tester attribution are modeled bridges.
52. Alchip - Advanced Testing Services
    - Evidence informing base-year allocation inputs; displayed values and growth are calculated: Alchip identifies an owned V93K hosted at a test house. This supports category and ownership attribution, not annual purchase quantities, prices or the forecast.
    - Evidence informing forecast-year allocation inputs; displayed values and growth are calculated: Alchip identifies an owned V93K hosted at a test house. This supports category and ownership attribution, not annual purchase quantities, prices or the forecast.
53. University of Utah Nanofab - Verigy Tester
    - Evidence informing base-year allocation inputs; displayed values and growth are calculated: The university lists a V93000 SoC platform and access arrangement. This establishes an institutional equipment category, not a 2025 purchase or future procurement.
    - Evidence informing forecast-year allocation inputs; displayed values and growth are calculated: The university lists a V93000 SoC platform and access arrangement. This establishes an institutional equipment category, not a 2025 purchase or future procurement.

54. TEAM A.T.E. - Services

- Evidence informing base-year allocation inputs; displayed values and growth are calculated: The company describes pre-owned purchases and sales across SoC and memory ATE, supporting inclusion of eligible secondary-market purchases. Its undated offering page supplies category evidence, not 2025 transaction value. ([team-ate.com](https://www.team-ate.com/services))
- Evidence informing forecast-year allocation inputs; displayed values and growth are calculated: The company describes pre-owned purchases and sales across SoC and memory ATE, supporting inclusion of eligible secondary-market purchases. Its undated offering page supplies category evidence, not 2025 transaction value. ([team-ate.com](https://www.team-ate.com/services))
- Evidence informing base-year allocation inputs; displayed values and growth are calculated: System rentals, rent-to-own arrangements and leases establish a third-party equipment-access route. The stated field-service limitation qualifies universal availability; neither the offering nor its category list supplies numerical leasing weights. ([team-ate.com](https://www.team-ate.com/services))
- Evidence informing forecast-year allocation inputs; displayed values and growth are calculated: System rentals, rent-to-own arrangements and leases establish a third-party equipment-access route. The stated field-service limitation qualifies universal availability; neither the offering nor its category list supplies numerical leasing weights. ([team-ate.com](https://www.team-ate.com/services))
- Evidence informing base-year allocation inputs; displayed values and growth are calculated: The company distinguishes its representation activities from inventory-based equipment transactions, supporting role-specific classification rather than assigning every represented OEM transaction to resale. ([team-ate.com](https://www.team-ate.com/services))
- Evidence informing forecast-year allocation inputs; displayed values and growth are calculated: The company distinguishes its representation activities from inventory-based equipment transactions, supporting role-specific classification rather than assigning every represented OEM transaction to resale. ([team-ate.com](https://www.team-ate.com/services))
- Evidence informing base-year allocation inputs; displayed values and growth are calculated: Purchasing surplus equipment for inventory, SoC/memory equipment offerings and rental/lease arrangements establish merchant commercial routes. The absence of a worldwide field-service organization qualifies support assumptions but supplies no revenue weight. ([team-ate.com](https://www.team-ate.com/services))
- Evidence informing forecast-year allocation inputs; displayed values and growth are calculated: Purchasing surplus equipment for inventory, SoC/memory equipment offerings and rental/lease arrangements establish merchant commercial routes. The absence of a worldwide field-service organization qualifies support assumptions but supplies no revenue weight. ([team-ate.com](https://www.team-ate.com/services))

55. Advantest Pre-Owned Solutions - Business

- Evidence informing base-year allocation inputs; displayed values and growth are calculated: The OEM's pre-owned business includes equipment resale, license switching, installation and maintenance support. This supports the purchase boundary beyond new equipment, without establishing resale revenue or a future share. ([advantest.com](https://www.advantest.com/en/customer-services/apo/business/))
- Evidence informing forecast-year allocation inputs; displayed values and growth are calculated: The OEM's pre-owned business includes equipment resale, license switching, installation and maintenance support. This supports the purchase boundary beyond new equipment, without establishing resale revenue or a future share. ([advantest.com](https://www.advantest.com/en/customer-services/apo/business/))
- Evidence informing base-year allocation inputs; displayed values and growth are calculated: OEM-managed pre-owned transactions include license switching, installation and maintenance, supporting direct classification when the consolidated manufacturer is the seller regardless of equipment age. ([advantest.com](https://www.advantest.com/en/customer-services/apo/business/))
- Evidence informing forecast-year allocation inputs; displayed values and growth are calculated: OEM-managed pre-owned transactions include license switching, installation and maintenance, supporting direct classification when the consolidated manufacturer is the seller regardless of equipment age. ([advantest.com](https://www.advantest.com/en/customer-services/apo/business/))
- Evidence informing base-year allocation inputs; displayed values and growth are calculated: The OEM-managed resale alternative qualifies an assumption that all pre-owned equipment passes through independent resellers and provides a commercial counterforce to merchant growth, without measuring its magnitude. ([advantest.com](https://www.advantest.com/en/customer-services/apo/business/))
- Evidence informing forecast-year allocation inputs; displayed values and growth are calculated: The OEM-managed resale alternative qualifies an assumption that all pre-owned equipment passes through independent resellers and provides a commercial counterforce to merchant growth, without measuring its magnitude. ([advantest.com](https://www.advantest.com/en/customer-services/apo/business/))

56. IFRS Foundation - IFRIC Update March 2023: Definition of a Lease-Substitution Rights

- Evidence informing base-year allocation inputs; displayed values and growth are calculated: The identified-asset, control and substantive-substitution criteria support distinguishing equipment leasing from outsourced testing services. This is a classification premise for both anchors, not evidence of market prevalence. ([ifrs.org](https://www.ifrs.org/news-and-events/updates/ifric/2023/ifric-update-march-2023/))
- Evidence informing forecast-year allocation inputs; displayed values and growth are calculated: The identified-asset, control and substantive-substitution criteria support distinguishing equipment leasing from outsourced testing services. This is a classification premise for both anchors, not evidence of market prevalence. ([ifrs.org](https://www.ifrs.org/news-and-events/updates/ifric/2023/ifric-update-march-2023/))

57. Spirox Corporation - 2025 Annual Report

- Evidence informing base-year allocation inputs; displayed values and growth are calculated: Consolidated revenue decreased from NTD xx.xx in 2024 to NTD xx.xx in 2025, providing a mixed-product intermediary countercheck to uniform channel growth rather than a global allocation weight. ([file.spirox.com.tw](https://file.spirox.com.tw/Annual%20Reports/2025/xx.xx%E5%B9%B4%E5%BA%A6%E5%B9%B4%E5%A0%B1%xx.xx%E8%8B%B1%E6%xx.xx%xx.xx%xx.xx.pdf))
- Evidence informing forecast-year allocation inputs; displayed values and growth are calculated: Consolidated revenue decreased from NTD xx.xx in 2024 to NTD xx.xx in 2025, providing a mixed-product intermediary countercheck to uniform channel growth rather than a global allocation weight. ([file.spirox.com.tw](https://file.spirox.com.tw/Annual%20Reports/2025/xx.xx%E5%B9%B4%E5%BA%A6%E5%B9%B4%E5%A0%B1%xx.xx%E8%8B%B1%E6%xx.xx%xx.xx%xx.xx.pdf))
- Evidence informing base-year allocation inputs; displayed values and growth are calculated: Semiconductor-equipment revenue was NTD xx.xx in 2025, separately from service and maintenance. Agency/distribution, own products and adjacent equipment prevent attributing the full amount to merchant SoC/memory tester sales. ([file.spirox.com.tw](https://file.spirox.com.tw/Annual%20Reports/2025/xx.xx%E5%B9%B4%E5%BA%A6%E5%B9%B4%E5%A0%B1%xx.xx%E8%8B%B1%E6%xx.xx%xx.xx%xx.xx.pdf))
- Evidence informing forecast-year allocation inputs; displayed values and growth are calculated: Semiconductor-equipment revenue was NTD xx.xx in 2025, separately from service and maintenance. Agency/distribution, own products and adjacent equipment prevent attributing the full amount to merchant SoC/memory tester sales. ([file.spirox.com.tw](https://file.spirox.com.tw/Annual%20Reports/2025/xx.xx%E5%B9%B4%E5%BA%A6%E5%B9%B4%E5%A0%B1%xx.xx%E8%8B%B1%E6%xx.xx%xx.xx%xx.xx.pdf))

58. KYEC (2449) - Q4 2025 Investor Update

- Evidence informing base-year allocation inputs; displayed values and growth are calculated: KYEC reports 2025 wafer-probe revenue at xx.xx%; this is a buyer-activity input requiring the disclosed equipment-value and coverage corrections, not a directly observed tester share.
- Evidence informing forecast-year allocation inputs; displayed values and growth are calculated: KYEC reports 2025 wafer-probe revenue at xx.xx%; this is a buyer-activity input requiring the disclosed equipment-value and coverage corrections, not a directly observed tester share.
- Evidence informing base-year allocation inputs; displayed values and growth are calculated: Reported final-test revenue of xx.xx% supplies the conventional package-test proxy before the assumed exclusion of adjacent activity.
- Evidence informing forecast-year allocation inputs; displayed values and growth are calculated: Reported final-test revenue of xx.xx% supplies the conventional package-test proxy before the assumed exclusion of adjacent activity.
- Evidence informing base-year allocation inputs; displayed values and growth are calculated: The company's xx.xx% data-processing application mix anchors the modeled addressable advanced-SoC purchasing cohort; it does not measure bare-die equipment sales.
- Evidence informing forecast-year allocation inputs; displayed values and growth are calculated: The company's xx.xx% data-processing application mix anchors the modeled addressable advanced-SoC purchasing cohort; it does not measure bare-die equipment sales.
- Evidence informing base-year allocation inputs; displayed values and growth are calculated: The same application-mix input constrains the intermediate-assembly cohort; reported capital expenditure is a broad spending cross-check, not insertion-specific equipment revenue.
- Evidence informing forecast-year allocation inputs; displayed values and growth are calculated: The same application-mix input constrains the intermediate-assembly cohort; reported capital expenditure is a broad spending cross-check, not insertion-specific equipment revenue.

59. Advantest to Showcase Latest Test Solutions at SEMICON Southeast Asia 2025, May 20-22
    - Evidence informing base-year allocation inputs; displayed values and growth are calculated: The May xx.xx 2025 announcement identifies a die-level handler linked with a tester for singulated dies, establishing a base-year commercial offering but not its delivered equipment receipts.
    - Evidence informing forecast-year allocation inputs; displayed values and growth are calculated: The May xx.xx 2025 announcement identifies a die-level handler linked with a tester for singulated dies, establishing a base-year commercial offering but not its delivered equipment receipts.
    - Evidence informing base-year allocation inputs; displayed values and growth are calculated: The same dated offering includes partially assembled dies. Only attributable tester receipts, not the handler value, enter the allocation model.
    - Evidence informing forecast-year allocation inputs; displayed values and growth are calculated: The same dated offering includes partially assembled dies. Only attributable tester receipts, not the handler value, enter the allocation model.
60. Teradyne - Second-Quarter 2025 Earnings Call Prepared Remarks, July 30, 2025
    - Evidence informing base-year allocation inputs; displayed values and growth are calculated: July xx.xx 2025 prepared remarks report an HBM4 post-stack win and state that the new insertion was not pervasive, qualifying the assumed intermediate-assembly uptake.
    - Evidence informing forecast-year allocation inputs; displayed values and growth are calculated: July xx.xx 2025 prepared remarks report an HBM4 post-stack win and state that the new insertion was not pervasive, qualifying the assumed intermediate-assembly uptake.
    - Evidence informing base-year allocation inputs; displayed values and growth are calculated: The remarks distinguish new system purchases from upgrades of existing capacity. This supports retaining reuse and incremental-receipt adjustments rather than equating every new deployment opportunity with a full new tester.
    - Evidence informing forecast-year allocation inputs; displayed values and growth are calculated: The remarks distinguish new system purchases from upgrades of existing capacity. This supports retaining reuse and incremental-receipt adjustments rather than equating every new deployment opportunity with a full new tester.
61. Teradyne Introduces Integrated Test Solution for AI and Data Center Devices in Collaboration with Tokyo Electron
    - Evidence informing forecast-year allocation inputs; displayed values and growth are calculated: The June xx.xx 2026 coordinated singulated-device offering supports commercial availability relevant to the forecast; it does not establish 2025 sales or the modeled 2032 penetration.
    - Evidence informing forecast-year allocation inputs; displayed values and growth are calculated: The offering references multiple advanced-packaging points, but this is not evidence that an individual delivery has accepted multi-insertion coverage.
62. Amkor Technology - IC Semiconductor Test Services
    - Evidence informing base-year allocation inputs; displayed values and growth are calculated: The company's service description separates wafer probe, testing between assembly steps and final testing, supporting the insertion mapping rather than a sales weight or complete-tester purchase requirement.
    - Evidence informing forecast-year allocation inputs; displayed values and growth are calculated: The company's service description separates wafer probe, testing between assembly steps and final testing, supporting the insertion mapping rather than a sales weight or complete-tester purchase requirement.

16.4. NATO

Table 225. NATO SoC & Memory Semiconductor Tester Market, by Country growth contribution, 2025-2032

Category	2025 value (USD Million)	2032 value (USD Million)	Added value (USD Million)	2025 share (%)	2032 share (%)	Change (pp)	Growth share (%)	CAGR (%)
Albania	xx.xx	xx.xx	xx.xx	xx.xx	xx.xx	xx.xx	xx.xx	xx.xx
Belgium	xx.xx	xx.xx	xx.xx	xx.xx	xx.xx	xx.xx	xx.xx	xx.xx
Bulgaria	xx.xx	xx.xx	xx.xx	xx.xx	xx.xx	xx.xx	xx.xx	xx.xx
Canada	xx.xx	xx.xx	xx.xx	xx.xx	xx.xx	xx.xx	xx.xx	xx.xx
Croatia	xx.xx	xx.xx	xx.xx	xx.xx	xx.xx	xx.xx	xx.xx	xx.xx
Czech Republic	xx.xx	xx.xx	xx.xx	xx.xx	xx.xx	xx.xx	xx.xx	xx.xx
Denmark	xx.xx	xx.xx	xx.xx	xx.xx	xx.xx	xx.xx	xx.xx	xx.xx
Estonia	xx.xx	xx.xx	xx.xx	xx.xx	xx.xx	xx.xx	xx.xx	xx.xx
Finland	xx.xx	xx.xx	xx.xx	xx.xx	xx.xx	xx.xx	xx.xx	xx.xx
France	xx.xx	xx.xx	xx.xx	xx.xx	xx.xx	xx.xx	xx.xx	xx.xx
Germany	xx.xx	xx.xx	xx.xx	xx.xx	xx.xx	xx.xx	xx.xx	xx.xx
Greece	xx.xx	xx.xx	xx.xx	xx.xx	xx.xx	xx.xx	xx.xx	xx.xx
Hungary	xx.xx	xx.xx	xx.xx	xx.xx	xx.xx	xx.xx	xx.xx	xx.xx
Iceland	xx.xx	xx.xx	xx.xx	xx.xx	xx.xx	xx.xx	xx.xx	xx.xx
Italy	xx.xx	xx.xx	xx.xx	xx.xx	xx.xx	xx.xx	xx.xx	xx.xx
Latvia	xx.xx	xx.xx	xx.xx	xx.xx	xx.xx	xx.xx	xx.xx	xx.xx
Lithuania	xx.xx	xx.xx	xx.xx	xx.xx	xx.xx	xx.xx	xx.xx	xx.xx
Luxembourg	xx.xx	xx.xx	xx.xx	xx.xx	xx.xx	xx.xx	xx.xx	xx.xx
Montenegro	xx.xx	xx.xx	xx.xx	xx.xx	xx.xx	xx.xx	xx.xx	xx.xx
Netherlands	xx.xx	xx.xx	xx.xx	xx.xx	xx.xx	xx.xx	xx.xx	xx.xx
North Macedonia	xx.xx	xx.xx	xx.xx	xx.xx	xx.xx	xx.xx	xx.xx	xx.xx
Norway	xx.xx	xx.xx	xx.xx	xx.xx	xx.xx	xx.xx	xx.xx	xx.xx
Poland	xx.xx	xx.xx	xx.xx	xx.xx	xx.xx	xx.xx	xx.xx	xx.xx
Portugal	xx.xx	xx.xx	xx.xx	xx.xx	xx.xx	xx.xx	xx.xx	xx.xx
Romania	xx.xx	xx.xx	xx.xx	xx.xx	xx.xx	xx.xx	xx.xx	xx.xx
Slovakia	xx.xx	xx.xx	xx.xx	xx.xx	xx.xx	xx.xx	xx.xx	xx.xx
Slovenia	xx.xx	xx.xx	xx.xx	xx.xx	xx.xx	xx.xx	xx.xx	xx.xx
Spain	xx.xx	xx.xx	xx.xx	xx.xx	xx.xx	xx.xx	xx.xx	xx.xx
Sweden	xx.xx	xx.xx	xx.xx	xx.xx	xx.xx	xx.xx	xx.xx	xx.xx

Table 225 - continued

Category	2025 value (USD Million)	2032 value (USD Million)	Added value (USD Million)	2025 share (%)	2032 share (%)	Change (pp)	Growth share (%)	CAGR (%)
Turkey	xx.xx	xx.xx	xx.xx	xx.xx	xx.xx	xx.xx	xx.xx	xx.xx
United Kingdom	xx.xx	xx.xx	xx.xx	xx.xx	xx.xx	xx.xx	xx.xx	xx.xx
United States	xx.xx	xx.xx	xx.xx	xx.xx	xx.xx	xx.xx	xx.xx	xx.xx
Scope total	**xx.xx**	**xx.xx**	**xx.xx**	**xx.xx**	**xx.xx**	**xx.xx**	**xx.xx**	**xx.xx**

Table 226. NATO SoC & Memory Semiconductor Tester Market Size, by Group, 2017-2040 (USD Million)

Group	2017	2024	2025	2026	2027	2032	2040	CAGR (%)
Albania	xx.xx	xx.xx	xx.xx	xx.xx	xx.xx	xx.xx	xx.xx	xx.xx
Belgium	xx.xx	xx.xx	xx.xx	xx.xx	xx.xx	xx.xx	xx.xx	xx.xx
Bulgaria	xx.xx	xx.xx	xx.xx	xx.xx	xx.xx	xx.xx	xx.xx	xx.xx
Canada	xx.xx	xx.xx	xx.xx	xx.xx	xx.xx	xx.xx	xx.xx	xx.xx
Croatia	xx.xx	xx.xx	xx.xx	xx.xx	xx.xx	xx.xx	xx.xx	xx.xx
Czech Republic	xx.xx	xx.xx	xx.xx	xx.xx	xx.xx	xx.xx	xx.xx	xx.xx
Denmark	xx.xx	xx.xx	xx.xx	xx.xx	xx.xx	xx.xx	xx.xx	xx.xx
Estonia	xx.xx	xx.xx	xx.xx	xx.xx	xx.xx	xx.xx	xx.xx	xx.xx
Finland	xx.xx	xx.xx	xx.xx	xx.xx	xx.xx	xx.xx	xx.xx	xx.xx
France	xx.xx	xx.xx	xx.xx	xx.xx	xx.xx	xx.xx	xx.xx	xx.xx
Germany	xx.xx	xx.xx	xx.xx	xx.xx	xx.xx	xx.xx	xx.xx	xx.xx
Greece	xx.xx	xx.xx	xx.xx	xx.xx	xx.xx	xx.xx	xx.xx	xx.xx
Hungary	xx.xx	xx.xx	xx.xx	xx.xx	xx.xx	xx.xx	xx.xx	xx.xx
Iceland	xx.xx	xx.xx	xx.xx	xx.xx	xx.xx	xx.xx	xx.xx	xx.xx
Italy	xx.xx	xx.xx	xx.xx	xx.xx	xx.xx	xx.xx	xx.xx	xx.xx
Latvia	xx.xx	xx.xx	xx.xx	xx.xx	xx.xx	xx.xx	xx.xx	xx.xx
Lithuania	xx.xx	xx.xx	xx.xx	xx.xx	xx.xx	xx.xx	xx.xx	xx.xx
Luxembourg	xx.xx	xx.xx	xx.xx	xx.xx	xx.xx	xx.xx	xx.xx	xx.xx
Montenegro	xx.xx	xx.xx	xx.xx	xx.xx	xx.xx	xx.xx	xx.xx	xx.xx
Netherlands	xx.xx	xx.xx	xx.xx	xx.xx	xx.xx	xx.xx	xx.xx	xx.xx
North Macedonia	xx.xx	xx.xx	xx.xx	xx.xx	xx.xx	xx.xx	xx.xx	xx.xx
Norway	xx.xx	xx.xx	xx.xx	xx.xx	xx.xx	xx.xx	xx.xx	xx.xx
Poland	xx.xx	xx.xx	xx.xx	xx.xx	xx.xx	xx.xx	xx.xx	xx.xx

Table 226 - continued

Group	2017	2024	2025	2026	2027	2032	2040	CAGR (%)
Portugal	xx.xx	xx.xx	xx.xx	xx.xx	xx.xx	xx.xx	xx.xx	xx.xx
Romania	xx.xx	xx.xx	xx.xx	xx.xx	xx.xx	xx.xx	xx.xx	xx.xx
Slovakia	xx.xx	xx.xx	xx.xx	xx.xx	xx.xx	xx.xx	xx.xx	xx.xx
Slovenia	xx.xx	xx.xx	xx.xx	xx.xx	xx.xx	xx.xx	xx.xx	xx.xx
Spain	xx.xx	xx.xx	xx.xx	xx.xx	xx.xx	xx.xx	xx.xx	xx.xx
Sweden	xx.xx	xx.xx	xx.xx	xx.xx	xx.xx	xx.xx	xx.xx	xx.xx
Turkey	xx.xx	xx.xx	xx.xx	xx.xx	xx.xx	xx.xx	xx.xx	xx.xx
United Kingdom	xx.xx	xx.xx	xx.xx	xx.xx	xx.xx	xx.xx	xx.xx	xx.xx
United States	xx.xx	xx.xx	xx.xx	xx.xx	xx.xx	xx.xx	xx.xx	xx.xx

Table 227. NATO SoC & Memory Semiconductor Tester Market Size, by Tester Type, 2017-2040 (USD Million)

Tester Type	2017	2024	2025	2026	2027	2032	2040	CAGR (%)
Combined SoC & Memory Testers	xx.xx	xx.xx	xx.xx	xx.xx	xx.xx	xx.xx	xx.xx	xx.xx
Memory Testers	xx.xx	xx.xx	xx.xx	xx.xx	xx.xx	xx.xx	xx.xx	xx.xx
SoC Testers	xx.xx	xx.xx	xx.xx	xx.xx	xx.xx	xx.xx	xx.xx	xx.xx
Total	**xx.xx**	**xx.xx**	**xx.xx**	**xx.xx**	**xx.xx**	**xx.xx**	**xx.xx**	**xx.xx**

Table 228. NATO SoC & Memory Semiconductor Tester Market Size, by Memory Testers, 2017-2040 (USD Million)

Memory Testers	2017	2024	2025	2026	2027	2032	2040	CAGR (%)
DRAM Testers	xx.xx	xx.xx	xx.xx	xx.xx	xx.xx	xx.xx	xx.xx	xx.xx
Multi-Family Memory Testers	xx.xx	xx.xx	xx.xx	xx.xx	xx.xx	xx.xx	xx.xx	xx.xx
Nonvolatile Memory Testers	xx.xx	xx.xx	xx.xx	xx.xx	xx.xx	xx.xx	xx.xx	xx.xx
SRAM Testers	xx.xx	xx.xx	xx.xx	xx.xx	xx.xx	xx.xx	xx.xx	xx.xx
Total	**xx.xx**	**xx.xx**	**xx.xx**	**xx.xx**	**xx.xx**	**xx.xx**	**xx.xx**	**xx.xx**

Table 229. NATO SoC & Memory Semiconductor Tester Market Size, by Platform Architecture, 2017-2040 (USD Million)

Platform Architecture	2017	2024	2025	2026	2027	2032	2040	CAGR (%)
Open-Standard ATE Platforms	xx.xx	xx.xx	xx.xx	xx.xx	xx.xx	xx.xx	xx.xx	xx.xx
Proprietary ATE Platforms	xx.xx	xx.xx	xx.xx	xx.xx	xx.xx	xx.xx	xx.xx	xx.xx
Total	**xx.xx**	**xx.xx**	**xx.xx**	**xx.xx**	**xx.xx**	**xx.xx**	**xx.xx**	**xx.xx**

Table 230. NATO SoC & Memory Semiconductor Tester Market Size, by Test Purpose, 2017-2040 (USD Million)

Test Purpose	2017	2024	2025	2026	2027	2032	2040	CAGR (%)
Combined Engineering and Production Testing	xx.xx	xx.xx	xx.xx	xx.xx	xx.xx	xx.xx	xx.xx	xx.xx
Engineering Evaluation and Characterization	xx.xx	xx.xx	xx.xx	xx.xx	xx.xx	xx.xx	xx.xx	xx.xx
Production Testing	xx.xx	xx.xx	xx.xx	xx.xx	xx.xx	xx.xx	xx.xx	xx.xx
Total	**xx.xx**	**xx.xx**	**xx.xx**	**xx.xx**	**xx.xx**	**xx.xx**	**xx.xx**	**xx.xx**

Table 231. NATO SoC & Memory Semiconductor Tester Market Size, by Semiconductor End Market, 2017-2040 (USD Million)

Semiconductor End Market	2017	2024	2025	2026	2027	2032	2040	CAGR (%)
Aerospace and Defense	xx.xx	xx.xx	xx.xx	xx.xx	xx.xx	xx.xx	xx.xx	xx.xx
Automotive	xx.xx	xx.xx	xx.xx	xx.xx	xx.xx	xx.xx	xx.xx	xx.xx
Communications	xx.xx	xx.xx	xx.xx	xx.xx	xx.xx	xx.xx	xx.xx	xx.xx
Computing	xx.xx	xx.xx	xx.xx	xx.xx	xx.xx	xx.xx	xx.xx	xx.xx
Consumer Electronics	xx.xx	xx.xx	xx.xx	xx.xx	xx.xx	xx.xx	xx.xx	xx.xx
Industrial Electronics	xx.xx	xx.xx	xx.xx	xx.xx	xx.xx	xx.xx	xx.xx	xx.xx
Total	**xx.xx**	**xx.xx**	**xx.xx**	**xx.xx**	**xx.xx**	**xx.xx**	**xx.xx**	**xx.xx**

Table 232. NATO SoC & Memory Semiconductor Tester Market Size, by Buyer Type, 2017-2040 (USD Million)

Buyer Type	2017	2024	2025	2026	2027	2032	2040	CAGR (%)
Fabless Semiconductor Companies	xx.xx	xx.xx	xx.xx	xx.xx	xx.xx	xx.xx	xx.xx	xx.xx
Integrated Device Manufacturers	xx.xx	xx.xx	xx.xx	xx.xx	xx.xx	xx.xx	xx.xx	xx.xx
Outsourced Assembly and Test Providers	xx.xx	xx.xx	xx.xx	xx.xx	xx.xx	xx.xx	xx.xx	xx.xx

Table 232 - continued

Buyer Type	2017	2024	2025	2026	2027	2032	2040	CAGR (%)
Research and Academic Institutions	xx.xx	xx.xx	xx.xx	xx.xx	xx.xx	xx.xx	xx.xx	xx.xx
Semiconductor Design and IP Service Providers	xx.xx	xx.xx	xx.xx	xx.xx	xx.xx	xx.xx	xx.xx	xx.xx
Semiconductor Foundries	xx.xx	xx.xx	xx.xx	xx.xx	xx.xx	xx.xx	xx.xx	xx.xx
System Companies	xx.xx	xx.xx	xx.xx	xx.xx	xx.xx	xx.xx	xx.xx	xx.xx
Total	**xx.xx**	**xx.xx**	**xx.xx**	**xx.xx**	**xx.xx**	**xx.xx**	**xx.xx**	**xx.xx**

Table 233. NATO SoC & Memory Semiconductor Tester Market Size, by Acquisition Model, 2017-2040 (USD Million)

Acquisition Model	2017	2024	2025	2026	2027	2032	2040	CAGR (%)
Equipment Leasing	xx.xx	xx.xx	xx.xx	xx.xx	xx.xx	xx.xx	xx.xx	xx.xx
Equipment Purchase	xx.xx	xx.xx	xx.xx	xx.xx	xx.xx	xx.xx	xx.xx	xx.xx
Total	**xx.xx**	**xx.xx**	**xx.xx**	**xx.xx**	**xx.xx**	**xx.xx**	**xx.xx**	**xx.xx**

Table 234. NATO SoC & Memory Semiconductor Tester Market Size, by Sales Channel, 2017-2040 (USD Million)

Sales Channel	2017	2024	2025	2026	2027	2032	2040	CAGR (%)
Direct Sales	xx.xx	xx.xx	xx.xx	xx.xx	xx.xx	xx.xx	xx.xx	xx.xx
Distributor and Reseller Sales	xx.xx	xx.xx	xx.xx	xx.xx	xx.xx	xx.xx	xx.xx	xx.xx
Total	**xx.xx**	**xx.xx**	**xx.xx**	**xx.xx**	**xx.xx**	**xx.xx**	**xx.xx**	**xx.xx**

Table 235. NATO SoC & Memory Semiconductor Tester Market Size, by Test Insertion, 2017-2040 (USD Million)

Test Insertion	2017	2024	2025	2026	2027	2032	2040	CAGR (%)
In-Process Assembly Test	xx.xx	xx.xx	xx.xx	xx.xx	xx.xx	xx.xx	xx.xx	xx.xx
Multi-Insertion Test	xx.xx	xx.xx	xx.xx	xx.xx	xx.xx	xx.xx	xx.xx	xx.xx
Packaged-Device Test	xx.xx	xx.xx	xx.xx	xx.xx	xx.xx	xx.xx	xx.xx	xx.xx
Singulated-Die Test	xx.xx	xx.xx	xx.xx	xx.xx	xx.xx	xx.xx	xx.xx	xx.xx
Wafer-Level Test	xx.xx	xx.xx	xx.xx	xx.xx	xx.xx	xx.xx	xx.xx	xx.xx
Total	**xx.xx**	**xx.xx**	**xx.xx**	**xx.xx**	**xx.xx**	**xx.xx**	**xx.xx**	**xx.xx**

Sources & Evidence

1. Advantest - FY2024 Consolidated Financial Results Presentation, April 25, 2025

   · Evidence informing the 2023 market-value input; displayed series and growth include calculations: Quarterly product-revenue disclosures support calendar-2023 totals of JPY xx.xx for SoC testers and JPY xx.xx for memory testers, before modeled scope adjustments. ([advantest.com](https://www.advantest.com/document/en/investors/ir-library/result/JE_BIZ_250425_slide.pdf))

   · Evidence informing the 2024 market-value input; displayed series and growth include calculations: Quarterly product-revenue disclosures support calendar-2024 totals of JPY xx.xx for SoC testers and JPY xx.xx for memory testers; handling, services and system-level testing are disclosed separately. ([advantest.com](https://www.advantest.com/document/en/investors/ir-library/result/JE_BIZ_250425_slide.pdf))

2. Advantest - FY2025 Third Quarter Financial Results Presentation, January 28, 2026

- Evidence informing the 2025 market-value input; displayed series and growth include calculations: The disclosed January-March 2025 quarter and April-December 2025 quarters produce calendar-2025 SoC tester revenue of JPY xx.xx and memory tester revenue of JPY xx.xx. These are supplier revenues, not a published global market total. ([advantest.com](https://www.advantest.com/document/en/investors/ir-library/result/JE_BIZ_260128_slide.pdf))
- Evidence informing base-year allocation inputs; displayed values and growth are calculated: Quarterly product disclosures reconstruct calendar-2025 SoC revenue of JPY xx.xx, before the inherited eligible-SoC scope deduction.
- Evidence informing base-year allocation inputs; displayed values and growth are calculated: Quarterly memory revenue totals JPY xx.xx for calendar 2025, anchoring the memory equipment pool rather than a published global share.
- Evidence informing base-year allocation inputs; displayed values and growth are calculated: January-March memory revenue of JPY xx.xx supports the fiscal-to-calendar application-mix bridge.
- Evidence informing base-year allocation inputs; displayed values and growth are calculated: Quarterly SoC revenues of JPY xx.xx, xx.xx, xx.xx and xx.xx reconstruct calendar-2025 revenue of JPY xx.xx, the supplier revenue ceiling used for modeled eligible OPENSTAR attribution. ([advantest.com](https://www.advantest.com/document/en/investors/ir-library/result/JE_BIZ_260128_slide.pdf))
- Evidence informing base-year allocation inputs; displayed values and growth are calculated: Reported quarters support the calendar-2025 SoC revenue bridge used to estimate Computing's equipment weight. ([advantest.com](https://www.advantest.com/document/en/investors/ir-library/result/JE_BIZ_260128_slide.pdf))
- Evidence informing base-year allocation inputs; displayed values and growth are calculated: The same quarterly equipment revenues constrain the combined Computing/Communications budget before modeled separation. ([advantest.com](https://www.advantest.com/document/en/investors/ir-library/result/JE_BIZ_260128_slide.pdf))
- Evidence informing base-year allocation inputs; displayed values and growth are calculated: The quarterly product table independently reproduces calendar-2025 SoC revenue of JPY xx.xx and memory revenue of JPY xx.xx. These constrain the inherited equipment-revenue scale but do not disclose an acquisition-model split. ([advantest.com](https://www.advantest.com/document/en/investors/ir-library/result/JE_BIZ_260128_slide.pdf))
- Evidence informing base-year allocation inputs; displayed values and growth are calculated: Quarterly product disclosures reconstruct calendar-2025 SoC revenue of JPY xx.xx and memory revenue of JPY xx.xx, supporting the retained scoped manufacturer budget rather than an observed channel share. ([advantest.com](https://www.advantest.com/document/en/investors/ir-library/result/JE_BIZ_260128_slide.pdf))
- Evidence informing base-year allocation inputs; displayed values and growth are calculated: The manufacturer equipment budget provides the economic scale against which inherited intermediary penetration is allocated; the presentation does not quantify reseller receipts. ([advantest.com](https://www.advantest.com/document/en/investors/ir-library/result/JE_BIZ_260128_slide.pdf))
- Evidence informing base-year allocation inputs; displayed values and growth are calculated: Quarterly memory-system receipts reconstruct calendar-2025 revenue of JPY xx.xx, an input to the shared diversified-memory equipment budget.
- Evidence informing forecast-year allocation inputs; displayed values and growth are calculated: Quarterly memory-system receipts reconstruct calendar-2025 revenue of JPY xx.xx, an input to the shared diversified-memory equipment budget.
- Evidence informing base-year allocation inputs; displayed values and growth are calculated: The observed memory receipts constrain the parent purchasing budget from which the modeled intermediate-assembly portion is attributed; no insertion split is disclosed.
- Evidence informing forecast-year allocation inputs; displayed values and growth are calculated: The observed memory receipts constrain the parent purchasing budget from which the modeled intermediate-assembly portion is attributed; no insertion split is disclosed.
- Evidence informing base-year allocation inputs; displayed values and growth are calculated: Product-line receipts support the common equipment-budget bridge carried into the package-test allocation and its forecast starting weights.
- Evidence informing forecast-year allocation inputs; displayed values and growth are calculated: Product-line receipts support the common equipment-budget bridge carried into the package-test allocation and its forecast starting weights.

3. Advantest - FY2026 First Quarter Financial Results Presentation, July 29, 2026

- Evidence informing the 2026 market-value input; displayed series and growth include calculations: The presentation reports January-March 2026 SoC/memory revenues of JPY xx.xx/xx.xx and April-June revenues of JPY xx.xx/xx.xx. July guidance forecasts fiscal-2026 SoC/memory revenues of JPY xx.xx/xx.xx and supplies the fiscal-to-calendar bridge. Guidance is not realized revenue. ([advantest.com](https://www.advantest.com/document/en/investors/ir-library/result/JE_BIZ_260729_slide.pdf))
- Evidence informing the 2040 market-value input; displayed series and growth include calculations: Current equipment revenue and company-specific capacity plans constrain the forecast starting point, not the assumed long-run growth rate or the 2040 result. ([advantest.com](https://www.advantest.com/document/en/investors/ir-library/result/JE_BIZ_260729_slide.pdf))
- Evidence informing forecast-year allocation inputs; displayed values and growth are calculated: Actual quarterly SoC revenue and FY2026 product guidance constrain the inherited 2026 supplier bridge used to forecast relative category weights.
- Evidence informing forecast-year allocation inputs; displayed values and growth are calculated: January-March and April-June memory revenue of JPY xx.xx/xx.xx and FY2026 guidance of JPY xx.xx constrain the calendar bridge.
- Evidence informing base-year allocation inputs; displayed values and growth are calculated: Rounded fiscal DRAM mixes are xx.xx% for FY2024 and xx.xx% for FY2025; FY2026 guidance is xx.xx%. Calendar conversion and co-primary deductions are modeled.
- Evidence informing forecast-year allocation inputs; displayed values and growth are calculated: Rounded fiscal DRAM mixes are xx.xx% for FY2024 and xx.xx% for FY2025; FY2026 guidance is xx.xx%. Calendar conversion and co-primary deductions are modeled.
- Evidence informing base-year allocation inputs; displayed values and growth are calculated: Corresponding nonvolatile mixes are xx.xx%, xx.xx% and guided xx.xx%, qualifying an exclusively DRAM-led outlook without verifying future global shares.
- Evidence informing forecast-year allocation inputs; displayed values and growth are calculated: Corresponding nonvolatile mixes are xx.xx%, xx.xx% and guided xx.xx%, qualifying an exclusively DRAM-led outlook without verifying future global shares.
- Evidence informing base-year allocation inputs; displayed values and growth are calculated: Own SoC sales mix is approximately xx.xx% Computing/Communications in FY24 and xx.xx% in FY25; 2026 demand commentary constrains forecast direction, not the final share. ([advantest.com](https://www.advantest.com/document/en/investors/ir-library/result/JE_BIZ_260729_slide.pdf))
- Evidence informing forecast-year allocation inputs; displayed values and growth are calculated: Own SoC sales mix is approximately xx.xx% Computing/Communications in FY24 and xx.xx% in FY25; 2026 demand commentary constrains forecast direction, not the final share. ([advantest.com](https://www.advantest.com/document/en/investors/ir-library/result/JE_BIZ_260729_slide.pdf))
- Evidence informing base-year allocation inputs; displayed values and growth are calculated: Reported combined application proportions constrain the common budget; the separate Communications allocation and future mix remain modeled. ([advantest.com](https://www.advantest.com/document/en/investors/ir-library/result/JE_BIZ_260729_slide.pdf))
- Evidence informing forecast-year allocation inputs; displayed values and growth are calculated: Reported combined application proportions constrain the common budget; the separate Communications allocation and future mix remain modeled. ([advantest.com](https://www.advantest.com/document/en/investors/ir-library/result/JE_BIZ_260729_slide.pdf))

4. Teradyne, Inc. - Form 10-K for the Year Ended December 31, 2025
   - Evidence informing the 2023 market-value input; displayed series and growth include calculations: The revenue-disaggregation table reports 2023 point-in-time SoC revenue of USD xx.xx and memory revenue of USD xx.xx. Replacement parts require a further modeled deduction. ([investors.teradyne.com](https://investors.teradyne.com/sec-filings/all-sec-filings/content/xx.xx-xx.xx-xx.xx/xx.xx-xx.xx-xx.xx.pdf))
   - Evidence informing the 2024 market-value input; displayed series and growth include calculations: The filing reports 2024 point-in-time SoC revenue of USD xx.xx and memory revenue of USD xx.xx separately from over-time revenue and IST. ([investors.teradyne.com](https://investors.teradyne.com/sec-filings/all-sec-filings/content/xx.xx-xx.xx-xx.xx/xx.xx-xx.xx-xx.xx.pdf))
   - Evidence informing the 2025 market-value input; displayed series and growth include calculations: The filing reports 2025 point-in-time SoC revenue of USD xx.xx and memory revenue of USD xx.xx. Point-in-time recognition includes products and replacement parts and is therefore an equipment proxy rather than an exact complete-system subtotal. ([investors.teradyne.com](https://investors.teradyne.com/sec-filings/all-sec-filings/content/xx.xx-xx.xx-xx.xx/xx.xx-xx.xx-xx.xx.pdf))
   - Evidence informing base-year allocation inputs; displayed values and growth are calculated: Customer-site geography and broader revenue disclosures support the scoped national destination bridge.
   - Evidence informing base-year allocation inputs; displayed values and growth are calculated: 2025 point-in-time SoC revenue is USD xx.xx; equipment and eligible-device deductions remain modeled.
   - Evidence informing base-year allocation inputs; displayed values and growth are calculated: 2025 point-in-time memory revenue is USD xx.xx; replacement parts require the inherited equipment adjustment.
   - Evidence informing base-year allocation inputs; displayed values and growth are calculated: The filing identifies DRAM/HBM commercial activity; it does not disclose the modeled annual DRAM configuration fraction.
   - Evidence informing base-year allocation inputs; displayed values and growth are calculated: Magnum flash-memory activity supports nonvolatile category participation, not the assumed annual sales fraction.
   - Evidence informing base-year allocation inputs; displayed values and growth are calculated: Separately reported specifying and purchasing customers support treating commercial roles distinctly, without adding overlapping customer percentages.
   - Evidence informing forecast-year allocation inputs; displayed values and growth are calculated: Separately reported specifying and purchasing customers support treating commercial roles distinctly, without adding overlapping customer percentages.
   - Evidence informing base-year allocation inputs; displayed values and growth are calculated: Reported 2024-2025 product revenues supply a realized-demand challenge, but do not identify engineering-only sales; the allocation retains this attribution limitation. ([investors.teradyne.com](https://investors.teradyne.com/sec-filings/all-sec-filings/content/xx.xx-xx.xx-xx.xx/xx.xx-xx.xx-xx.xx.pdf))
   - Evidence informing forecast-year allocation inputs; displayed values and growth are calculated: Reported 2024-2025 product revenues supply a realized-demand challenge, but do not identify engineering-only sales; the allocation retains this attribution limitation. ([investors.teradyne.com](https://investors.teradyne.com/sec-filings/all-sec-filings/content/xx.xx-xx.xx-xx.xx/xx.xx-xx.xx-xx.xx.pdf))
   - Evidence informing base-year allocation inputs; displayed values and growth are calculated: Point-in-time SoC revenue grew approximately xx.xx% while memory declined approximately xx.xx%, qualifying uniform-growth assumptions rather than directly establishing purpose shares. ([investors.teradyne.com](https://investors.teradyne.com/sec-filings/all-sec-filings/content/xx.xx-xx.xx-xx.xx/xx.xx-xx.xx-xx.xx.pdf))
   - Evidence informing forecast-year allocation inputs; displayed values and growth are calculated: Point-in-time SoC revenue grew approximately xx.xx% while memory declined approximately xx.xx%, qualifying uniform-growth assumptions rather than directly establishing purpose shares. ([investors.teradyne.com](https://investors.teradyne.com/sec-filings/all-sec-filings/content/xx.xx-xx.xx-xx.xx/xx.xx-xx.xx-xx.xx.pdf))
   - Evidence informing base-year allocation inputs; displayed values and growth are calculated: Distinguishes platform specifiers from purchasing customers, supporting the requirement for an accepted joint remit rather than inferring it from platform selection. ([investors.teradyne.com](https://investors.teradyne.com/sec-filings/all-sec-filings/content/xx.xx-xx.xx-xx.xx/xx.xx-xx.xx-xx.xx.pdf))
   - Evidence informing forecast-year allocation inputs; displayed values and growth are calculated: Distinguishes

5. Teradyne, Inc. - Form 10-Q for the Quarterly Period Ended June 28, 2026
   - Evidence informing the 2026 market-value input; displayed series and growth include calculations: First-half 2026 point-in-time revenue was USD xx.xx for SoC and USD xx.xx for memory. Comparable first-half 2025 amounts were USD xx.xx and USD xx.xx independently establishing strong realized growth before the modeled second half. ([investors.teradyne.com](https://investors.teradyne.com/sec-filings/all-sec-filings/content/xx.xx-xx.xx-xx.xx/xx.xx-xx.xx-xx.xx.pdf))
   - Evidence informing forecast-year allocation inputs; displayed values and growth are calculated: First-half 2026 point-in-time SoC revenue of USD xx.xx anchors the scoped and annualized SoC forecast input.
   - Evidence informing forecast-year allocation inputs; displayed values and growth are calculated: First-half 2026 point-in-time memory revenue of USD xx.xx anchors the memory forecast pool; second-half realization remains assumed.
   - Evidence informing forecast-year allocation inputs; displayed values and growth are calculated: The observed memory pool constrains the forecast numerator to which the explicitly assumed small SRAM fraction is applied; SRAM sales are not separately disclosed.
   - Evidence informing forecast-year allocation inputs; displayed values and growth are calculated: The observed memory pool constrains modeled multi-family attribution, but does not independently establish co-primary configuration sales.
   - Evidence informing forecast-year allocation inputs; displayed values and growth are calculated: The scoped memory forecast pool supplies one bounded source of combined-configuration value; the co-primary fraction remains assumed.
6. Cohu, Inc. - Form 10-K for the Fiscal Year Ended December 27, 2025
   - Evidence informing the 2023 market-value input; displayed series and growth include calculations: Cohu reports 2023 systems-semiconductor test and inspection revenue of USD xx.xx. Only an assumed complete-tester and eligible-device portion enters this market. ([sec.gov](https://www.sec.gov/Archives/edgar/data/xx.xx/xx.xx/cohu20251227_10k.htm))
   - Evidence informing the 2024 market-value input; displayed series and growth include calculations: Cohu reports 2024 systems-semiconductor test and inspection revenue of USD xx.xx separately from non-systems revenue. ([sec.gov](https://www.sec.gov/Archives/edgar/data/xx.xx/xx.xx/cohu20251227_10k.htm))
   - Evidence informing the 2025 market-value input; displayed series and growth include calculations: Cohu reports 2025 systems-semiconductor test and inspection revenue of USD xx.xx. Automation, inspection, interfaces and recurring services prevent attribution of the whole company to SoC testers. ([sec.gov](https://www.sec.gov/Archives/edgar/data/xx.xx/xx.xx/cohu20251227_10k.htm))
   - Evidence informing base-year allocation inputs; displayed values and growth are calculated: Cohu describes a primarily direct commercial model supported by targeted independent representatives, supporting direct attribution where the manufacturer remains the contractual seller. ([sec.gov](https://www.sec.gov/Archives/edgar/data/xx.xx/xx.xx/cohu20251227_10k.htm))
   - Evidence informing forecast-year allocation inputs; displayed values and growth are calculated: Cohu describes a primarily direct commercial model supported by targeted independent representatives, supporting direct attribution where the manufacturer remains the contractual seller. ([sec.gov](https://www.sec.gov/Archives/edgar/data/xx.xx/xx.xx/cohu20251227_10k.htm))
   - Evidence informing base-year allocation inputs; displayed values and growth are calculated: Independent-representative commissions are identified in selling expenses; representation alone does not establish title-taking equipment resale or a numerical distributor share. ([sec.gov](https://www.sec.gov/Archives/edgar/data/xx.xx/xx.xx/cohu20251227_10k.htm))
   - Evidence informing forecast-year allocation inputs; displayed values and growth are calculated: Independent-representative commissions are identified in selling expenses; representation alone does not establish title-taking equipment resale or a numerical distributor share. ([sec.gov](https://www.sec.gov/Archives/edgar/data/xx.xx/xx.xx/cohu20251227_10k.htm))

7. Hangzhou Changchuan Technology Co., Ltd. - 2025 Annual Report
   · Evidence informing the 2024 market-value input; displayed series and growth include calculations: The product table reports 2024 tester revenue of CNY xx.xx, distinct from handlers and other products. Its SoC-eligible portion remains modeled. ([static.cninfo.com.cn](https://static.cninfo.com.cn/finalpage/2026-xx.xx-xx.xx/xx.xx.PDF))
   · Evidence informing the 2025 market-value input; displayed series and growth include calculations: The product table reports 2025 tester revenue of CNY xx.xx. The filing's broader analog and digital portfolio requires a scope adjustment rather than inclusion of all tester revenue. ([static.cninfo.com.cn](https://static.cninfo.com.cn/finalpage/2026-xx.xx-xx.xx/xx.xx.PDF))
8. YC Corporation - Business Report for the Year Ended December 31, 2025
   · Evidence informing the 2023 market-value input; displayed series and growth include calculations: The sales table reports KRW xx.xx for the 2023 memory-wafer-tester, semiconductor-equipment, parts, modification and related category. Complete-equipment attribution requires a deduction. ([kind.krx.co.kr](https://kind.krx.co.kr/external/2026/xx.xx/xx.xx/xx.xx/xx.xx/xx.xx.htm))
   · Evidence informing the 2024 market-value input; displayed series and growth include calculations: The comparable 2024 category revenue is KRW xx.xx, not an independently isolated complete-tester total. ([kind.krx.co.kr](https://kind.krx.co.kr/external/2026/xx.xx/xx.xx/xx.xx/xx.xx/xx.xx.htm))
   · Evidence informing the 2025 market-value input; displayed series and growth include calculations: The comparable 2025 category revenue is KRW xx.xx. Parts, modifications and other equipment remain a material scope uncertainty. ([kind.krx.co.kr](https://kind.krx.co.kr/external/2026/xx.xx/xx.xx/xx.xx/xx.xx/xx.xx.htm))
   · Evidence informing base-year allocation inputs; displayed values and growth are calculated: YC reports KRW xx.xx in a broad memory-wafer-tester, parts, modification and related revenue category, constraining the inherited equipment budget.
   · Evidence informing base-year allocation inputs; displayed values and growth are calculated: The company's own business description establishes DRAM equipment activity; the assumed xx.xx% allocation is not disclosed.
   · Evidence informing base-year allocation inputs; displayed values and growth are calculated: NAND equipment participation establishes the nonvolatile commercial mapping; the assumed xx.xx% allocation is not an observed split.
9. Chroma ESG - About Chroma: 2025 Group Financial and Operating Profile
   · Evidence informing the 2025 market-value input; displayed series and growth include calculations: Chroma's own disclosure states 2025 group consolidated revenue of USD xx.xx. This broad corporate amount constrains, but does not directly measure, its eligible complete-SoC-tester revenue. ([csr.chromaate.com](https://csr.chromaate.com/en/esg-en/green-chroma-en/brand-en))
10. Chroma ESG - Green Revenue and Financial Performance, 2025
   · Evidence informing the 2024 market-value input; displayed series and growth include calculations: Chroma reports 2025 consolidated revenue growth of xx.xx%. The model uses this company growth rate to backcast its small 2024 scoped revenue budget at a constant conversion basis, not as an observed 2024 tester subtotal. ([csr.chromaate.com](https://csr.chromaate.com/en/esg-en/green-chroma-en/green-revenue-en))
   · Evidence informing the 2025 market-value input; displayed series and growth include calculations: The disclosure distinguishes broad measurement products and SLT demand, reinforcing the need to exclude unrelated corporate revenue from the SoC/memory tester estimate. ([csr.chromaate.com](https://csr.chromaate.com/en/esg-en/green-chroma-en/green-revenue-en))

11. Federal Reserve Board - Foreign Exchange Rates, G.5A, January 5, 2026

    · Evidence informing the 2023 market-value input; displayed series and growth include calculations: The official annual-average exchange-rate release supplies the currency-conversion benchmark; the model uses JPY xx.xx per USD for its large calendar-2023 Japanese revenue anchor and an explicitly rounded KRW conversion for the smaller Korean budget. ([fred.stlouisfed.org](https://fred.stlouisfed.org/series/AEXJPUS/))

    · Evidence informing the 2024 market-value input; displayed series and growth include calculations: The model uses JPY xx.xx per USD for calendar 2024; small CNY and KRW budgets use disclosed approximate conversion assumptions close to the official annual averages. ([fred.stlouisfed.org](https://fred.stlouisfed.org/series/AEXJPUS/))

    · Evidence informing the 2025 market-value input; displayed series and growth include calculations: The model uses JPY xx.xx per USD for calendar 2025. CNY xx.xx and KRW xx.xx per USD are rounded modeling conventions, not the release's exact observations. ([fred.stlouisfed.org](https://fred.stlouisfed.org/series/AEXJPUS/))

12. SEMI - 2018 Global Semiconductor Equipment Sales Jump to Record USD 64.5 Billion

    · Evidence informing the 2017 market-value input; displayed series and growth include calculations: The association's member-billings release reports xx.xx% growth in total test equipment sales in 2018. Its inverse supplies the 2017 historical proxy; it is not a direct observation of the narrower captured market. ([www1.semi.org](https://www1.semi.org/en/2018-global-semiconductor-equipment-sales-jump-record-xx.xx-billion))

    · Evidence informing the 2018 market-value input; displayed series and growth include calculations: The release reports approximately USD xx.xx of total semiconductor-equipment sales in 2018, used only with the 2019 equipment total as a disclosed broad-cycle proxy. ([www1.semi.org](https://www1.semi.org/en/2018-global-semiconductor-equipment-sales-jump-record-xx.xx-billion))

13. SEMI - 2020 Global Semiconductor Equipment Sales Surge 19% to Industry Record USD 71.2 Billion

    · Evidence informing the 2018 market-value input; displayed series and growth include calculations: The release reports 2019 total equipment billings of USD xx.xx. Relative to the published approximate 2018 total, this supplies a broad-equipment downturn proxy, not an observed SoC/memory tester growth rate. ([semi.org](https://www.semi.org/en/news-media-press/semi-press-releases/annual-global-semiconductor-equipment-sales))

    · Evidence informing the 2019 market-value input; displayed series and growth include calculations: Reported 2020 total-test-equipment growth of xx.xx% supplies the inverse bridge into 2019. ([semi.org](https://www.semi.org/en/news-media-press/semi-press-releases/annual-global-semiconductor-equipment-sales))

    · Evidence informing the 2020 market-value input; displayed series and growth include calculations: The association's member-submitted billings dataset reports xx.xx% total-test-equipment growth in 2020, used as a historical demand-cycle proxy. ([semi.org](https://www.semi.org/en/news-media-press/semi-press-releases/annual-global-semiconductor-equipment-sales))

14. SEMI - 2021 Global Semiconductor Equipment Sales Surge 44% to Industry Record USD 102.6 Billion

    · Evidence informing the 2020 market-value input; displayed series and growth include calculations: Reported total-test-equipment sales growth of xx.xx% in 2021 supports the inverse bridge from the 2021 estimate to 2020. ([semi.org](https://www.semi.org/en/news-media-press-releases/semi-press-releases/2021-global-semiconductor-equipment-sales-surge-xx.xx%xx.xx-to-industry-record-%xx.xx-billion-semi-reports))

    · Evidence informing the 2021 market-value input; displayed series and growth include calculations: The xx.xx% test-equipment increase is a member-billings observation for a broader equipment class, not the final market value returned here. ([semi.org](https://www.semi.org/en/news-media-press-releases/semi-press-releases/2021-global-semiconductor-equipment-sales-surge-xx.xx%xx.xx-to-industry-record-%xx.xx-billion-semi-reports))

15. SEMI - Global Semiconductor Equipment Billings Reach Industry Record USD 107.6 Billion in 2022

    · Evidence informing the 2021 market-value input; displayed series and growth include calculations: The release reports a xx.xx% contraction in total-test-equipment billings in 2022, supporting the inverse historical bridge into 2021. ([semi.org](https://www.semi.org/en/news-media-press-releases/semi-press-releases/global-semiconductor-equipment-billings-reach-industry-record-%xx.xx-billion-in-2022-semi-reports))

16. SEMI - Global Semiconductor Equipment Billings Slip to USD 106.3 Billion in 2023
· Evidence informing the 2023 market-value input; displayed series and growth include calculations: The xx.xx% broader test-equipment decline supplies a historical-cycle constraint and one small-supplier backcast assumption, not the target-market level.
([semi.org](https://www.semi.org/en/news-media-press-releases/semi-press-releases/global-semiconductor-equipment-billings-slip-to-%xx.xx-billion-in-2023-semi-reports))

17. SEMI - Global Semiconductor Equipment Billings Surged to USD 117 Billion in 2024
· Evidence informing the 2024 market-value input; displayed series and growth include calculations: Realized total-test-equipment billings increased xx.xx% in 2024. This independently checks the direction and approximate magnitude of the modeled target-market recovery without substituting the broader category for this market.
([semi.org](https://www.semi.org/en/semi-press-release/global-semiconductor-equipment-billings-surged-to-xx.xx-billion-dollars-in-2024-semi-reports))

18. SEMI - Global Semiconductor Equipment Billings Reached USD 135 Billion in 2025
· Evidence informing the 2025 market-value input; displayed series and growth include calculations: The association reports realized total-test-equipment billings growth of xx.xx% in 2025. The modeled target-market increase of approximately xx.xx% is directionally consistent; differing product boundaries prevent an exact reconciliation.
([semi.org](https://www.semi.org/en/SEMI-Reports-Global-Semiconductor-Equipment-Billings-Reached-xx.xx-Billion-in-2025))

19. Advantest - Annual Securities Report and Business Report for the Year Ended March 31, 2026

- Evidence informing the 2025 market-value input; displayed series and growth include calculations: Note xx.xx identifies customer operating leases of semiconductor test systems and JPY xx.xx of future payments receivable at March xx.xx 2025. This establishes a small supplier-specific leasing activity, not annual global leasing revenue. ([advantest.com](https://www.advantest.com/document/en/investors/ir-library/report/IR_SecuritiesandBusinesReport_84th_en.pdf))
- Evidence informing the 2026 market-value input; displayed series and growth include calculations: Future customer lease payments receivable were JPY xx.xx at March xx.xx 2026; disclosed terms were one to three years and noncancelable. These figures qualify any assumption that OEM leasing is necessarily large or offers flexible exit. ([advantest.com](https://www.advantest.com/document/en/investors/ir-library/report/IR_SecuritiesandBusinesReport_84th_en.pdf))
- Evidence informing base-year allocation inputs; displayed values and growth are calculated: Named NVIDIA-group customer receipts constrain direct fabless purchasing; fiscal/calendar and eligible-equipment attribution remain modeled.
- Evidence informing forecast-year allocation inputs; displayed values and growth are calculated: Named NVIDIA-group customer receipts constrain direct fabless purchasing; fiscal/calendar and eligible-equipment attribution remain modeled.
- Evidence informing base-year allocation inputs; displayed values and growth are calculated: Named TSMC customer receipts anchor the foundry purchasing model; other suppliers and foundries require explicit coverage assumptions.
- Evidence informing forecast-year allocation inputs; displayed values and growth are calculated: Named TSMC customer receipts anchor the foundry purchasing model; other suppliers and foundries require explicit coverage assumptions.
- Evidence informing base-year allocation inputs; displayed values and growth are calculated: The equipment-revenue policy recognizes product revenue when control transfers on contractual delivery or acceptance, supporting the purchase classification rather than service-revenue attribution. ([advantest.com](https://www.advantest.com/document/en/investors/ir-library/report/IR_SecuritiesandBusinesReport_84th_en.pdf))
- Evidence informing forecast-year allocation inputs; displayed values and growth are calculated: The equipment-revenue policy recognizes product revenue when control transfers on contractual delivery or acceptance, supporting the purchase classification rather than service-revenue attribution. ([advantest.com](https://www.advantest.com/document/en/investors/ir-library/report/IR_SecuritiesandBusinesReport_84th_en.pdf))
- Evidence informing base-year allocation inputs; displayed values and growth are calculated: Note xx.xx discloses customer operating leases, one-to-three-year noncancelable terms, and remaining payments of JPY xx.xx and JPY xx.xx at March xx.xx 2025 and March xx.xx 2026. These constrain contractual and adoption assumptions, not annual global leasing revenue or the final forecast share. ([advantest.com](https://www.advantest.com/document/en/investors/ir-library/report/IR_SecuritiesandBusinesReport_84th_en.pdf))
- Evidence informing forecast-year allocation inputs; displayed values and growth are calculated: Note xx.xx discloses customer operating leases, one-to-three-year noncancelable terms, and remaining payments of JPY xx.xx and JPY xx.xx at March xx.xx 2025 and March xx.xx 2026. These constrain contractual and adoption assumptions, not annual global leasing revenue or the final forecast share. ([advantest.com](https://www.advantest.com/document/en/investors/ir-library/report/IR_SecuritiesandBusinesReport_84th_en.pdf))
- Evidence informing base-year allocation inputs; displayed values and growth are calculated: Wholly owned regional test-system sales subsidiaries establish consolidated manufacturer selling, while customer operating leases establish an OEM leasing route; both support the contractual-role allocation premise. ([advantest.com](https://www.advantest.com/document/en/investors/ir-library/report/IR_SecuritiesandBusinesReport_84th_en.pdf))
- Evidence informing forecast-year allocation inputs; displayed values and growth are calculated: Wholly owned regional test-system sales subsidiaries establish consolidated manufacturer selling, while customer operating leases establish an OEM leasing route; both support the contractual-role allocation premise. ([advantest.com](https://www.advantest.com/document/en/investors/ir-library/report/IR_SecuritiesandBusinesReport_84th_en.pdf))
- Evidence informing base-year allocation inputs; displayed values and growth are calculated: Future customer lease payments of JPY xx.xx at March xx.xx 2025 and JPY xx.xx at March xx.xx 2026 are supplier-specific receivables, not annual global merchant lease revenue; they limit rather than verify the leasing assumptions. ([advantest.com](https://www.advantest.com/document/en/investors/ir-library/report/IR_SecuritiesandBusinesReport_84th_en.pdf))

20. Amkor Technology, Inc. - Form 10-K for the Year Ended December 31, 2025

- Evidence informing the 2025 market-value input; displayed series and growth include calculations: Amkor reports 2025 capital expenditures of USD xx.xx versus USD xx.xx in 2024, covering packaging, testing and facilities. The amount is a buyer-spending constraint, not tester-only spending. ([sec.gov](https://www.sec.gov/Archives/edgar/data/xx.xx/xx.xx/amkr-xx.xx.htm))
- Evidence informing the 2026 market-value input; displayed series and growth include calculations: The filing's USD xx.xx-xx.xx 2026 capital-expenditure expectation is primarily increased by Arizona construction. It cannot be treated as an equivalent tester award or annual tester-market increment. ([sec.gov](https://www.sec.gov/Archives/edgar/data/xx.xx/xx.xx/amkr-xx.xx.htm))
- Evidence informing the 2028 market-value input; displayed series and growth include calculations: Standardized tester investment, customer-consigned equipment and equipment-redeployment risks qualify the conversion from announced capacity projects to incremental tester purchases. No project investment is added directly to the 2028 forecast. ([sec.gov](https://www.sec.gov/Archives/edgar/data/xx.xx/xx.xx/amkr-xx.xx.htm))
- Evidence informing the 2029 market-value input; displayed series and growth include calculations: The buyer's broad spending and commitment disclosures support retaining procurement-conversion and reuse uncertainty rather than equating project completion with tester sales. ([sec.gov](https://www.sec.gov/Archives/edgar/data/xx.xx/xx.xx/amkr-xx.xx.htm))
- Evidence informing base-year allocation inputs; displayed values and growth are calculated: Portugal operating assets support an eligible production and engineering purchaser pool.
- Evidence informing forecast-year allocation inputs; displayed values and growth are calculated: Portugal operating assets support an eligible production and engineering purchaser pool.
- Evidence informing base-year allocation inputs; displayed values and growth are calculated: The test-equipment accounting-life extension from five to seven years constrains the annualized production denominator against which engineering purchasing is compared. ([sec.gov](https://www.sec.gov/Archives/edgar/data/xx.xx/xx.xx/amkr-xx.xx.htm))
- Evidence informing forecast-year allocation inputs; displayed values and growth are calculated: The test-equipment accounting-life extension from five to seven years constrains the annualized production denominator against which engineering purchasing is compared. ([sec.gov](https://www.sec.gov/Archives/edgar/data/xx.xx/xx.xx/amkr-xx.xx.htm))
- Evidence informing base-year allocation inputs; displayed values and growth are calculated: Seven-year test-equipment accounting life anchors the selected purchasing-frequency proxy; broad capital expenditure is not treated as tester-only spending. ([sec.gov](https://www.sec.gov/Archives/edgar/data/xx.xx/xx.xx/amkr-xx.xx.htm))
- Evidence informing forecast-year allocation inputs; displayed values and growth are calculated: Seven-year test-equipment accounting life anchors the selected purchasing-frequency proxy; broad capital expenditure is not treated as tester-only spending. ([sec.gov](https://www.sec.gov/Archives/edgar/data/xx.xx/xx.xx/amkr-xx.xx.htm))
- Evidence informing base-year allocation inputs; displayed values and growth are calculated: Standardized platforms and customer-consigned testers qualify ownership and reuse attribution; these conditions do not establish accepted joint-purpose deployment. ([sec.gov](https://www.sec.gov/Archives/edgar/data/xx.xx/xx.xx/amkr-xx.xx.htm))
- Evidence informing forecast-year allocation inputs; displayed values and growth are calculated: Standardized platforms and customer-consigned testers qualify ownership and reuse attribution; these conditions do not establish accepted joint-purpose deployment. ([sec.gov](https://www.sec.gov/Archives/edgar/data/xx.xx/xx.xx/amkr-xx.xx.htm))
- Evidence informing base-year allocation inputs; displayed values and growth are calculated: The buyer reports approximately xx.xx% Computing sales and standardized tester investment, providing a representativeness and reuse check, not equipment-market weights. ([sec.gov](https://www.sec.gov/Archives/edgar/data/xx.xx/xx.xx/amkr-xx.xx.htm))
- Evidence informing forecast-year allocation inputs; displayed values and growth are calculated: The buyer reports approximately xx.xx% Computing sales and standardized tester investment, providing a representativeness and reuse check, not equipment-market weights. ([sec.gov](https://www.sec.gov/Archives/edgar/data/xx.xx/xx.xx/amkr-xx.xx.htm))
- Evidence informing base-year allocation inputs; displayed values and growth are calculated: Approximately xx.xx% Communications sales and customer-consigned equipment demonstrate why operator revenue and ownership cannot directly determine tester purchasing shares. ([sec.gov](https://www.sec.gov/Archives/edgar/data/xx.xx/xx.xx/amkr-xx.xx.htm))
- Evidence informing forecast-year allocation inputs; displayed values and growth are calculated: Approximately xx.xx% Communications sales and customer-consigned equipment demonstrate why operator

21. Intel Corporation - Form 10-K for the Year Ended December 27, 2025
    - Evidence informing forecast-year allocation inputs; displayed values and growth are calculated: Discontinued Germany expansion constrains the forecast; no canceled-project tester increment is included.
    - Evidence informing forecast-year allocation inputs; displayed values and growth are calculated: Discontinued Poland expansion constrains the forecast equipment pool.
22. Amkor - Announces Phase 2 of Arizona Advanced Packaging and Test Campus, September 8, 2026
    - Evidence informing forecast-year allocation inputs; displayed values and growth are calculated: Phase-two construction and completion expectations support delayed procurement conversion, not a 2025 equipment award.
23. NIST - Appendix: The CHIPS Program Office Vision for Success, Two Years Later, January 2025
    - Evidence informing forecast-year allocation inputs; displayed values and growth are calculated: Device-manufacturing and packaging project locations constrain the national expansion opportunity; award ceilings are not tester spending.
24. NXP Semiconductors - 2025 Annual Report and Financial Statements
    - Evidence informing base-year allocation inputs; displayed values and growth are calculated: A Netherlands operating manufacturing site constrains the local equipment-purchaser premise without equating chip output to tester demand.
    - Evidence informing forecast-year allocation inputs; displayed values and growth are calculated: A Netherlands operating manufacturing site constrains the local equipment-purchaser premise without equating chip output to tester demand.

25. Teradyne - Magnum 2 Memory Test Solution
    - Evidence informing base-year allocation inputs; displayed values and growth are calculated: Magnum xx.xx lists SRAM applications, establishing a commercial category mapping without supplying a revenue weight.
    - Evidence informing forecast-year allocation inputs; displayed values and growth are calculated: Magnum xx.xx lists SRAM applications, establishing a commercial category mapping without supplying a revenue weight.
    - Evidence informing base-year allocation inputs; displayed values and growth are calculated: DRAM, SRAM, NOR and NAND capability overlaps support mutually exclusive configuration attribution rather than adding advertised capabilities as sales.
    - Evidence informing forecast-year allocation inputs; displayed values and growth are calculated: DRAM, SRAM, NOR and NAND capability overlaps support mutually exclusive configuration attribution rather than adding advertised capabilities as sales.
    - Evidence informing base-year allocation inputs; displayed values and growth are calculated: Low-end SoC and memory applications identify a candidate combined-capability pool; actual joint customer mandates and numerical fractions remain unmeasured.
    - Evidence informing forecast-year allocation inputs; displayed values and growth are calculated: Low-end SoC and memory applications identify a candidate combined-capability pool; actual joint customer mandates and numerical fractions remain unmeasured.
    - Evidence informing base-year allocation inputs; displayed values and growth are calculated: Separately identifies an engineering configuration, supporting purpose classification and the direction of the modeled realization difference, not its exact numerical price ratio. ([teradyne.com](https://www.teradyne.com/products/magnum-xx.xx/))
    - Evidence informing forecast-year allocation inputs; displayed values and growth are calculated: Separately identifies an engineering configuration, supporting purpose classification and the direction of the modeled realization difference, not its exact numerical price ratio. ([teradyne.com](https://www.teradyne.com/products/magnum-xx.xx/))
    - Evidence informing base-year allocation inputs; displayed values and growth are calculated: Separately identifies production configurations, supporting production-purpose attribution rather than classification from family-wide capability alone. ([teradyne.com](https://www.teradyne.com/products/magnum-xx.xx/))
    - Evidence informing forecast-year allocation inputs; displayed values and growth are calculated: Separately identifies production configurations, supporting production-purpose attribution rather than classification from family-wide capability alone. ([teradyne.com](https://www.teradyne.com/products/magnum-xx.xx/))
    - Evidence informing base-year allocation inputs; displayed values and growth are calculated: Engineering programs can transfer to production versions; this supports conditional continuity but does not measure joint-purpose purchases or the forecast adoption multiplier. ([teradyne.com](https://www.teradyne.com/products/magnum-xx.xx/))
    - Evidence informing forecast-year allocation inputs; displayed values and growth are calculated: Engineering programs can transfer to production versions; this supports conditional continuity but does not measure joint-purpose purchases or the forecast adoption multiplier. ([teradyne.com](https://www.teradyne.com/products/magnum-xx.xx/))
26. Advantest - T5835 Memory Test System
    - Evidence informing base-year allocation inputs; displayed values and growth are calculated: T5835 is commercially positioned for both DRAM and NAND, supporting the cross-family classification premise but not the modeled co-primary revenue fraction.
    - Evidence informing forecast-year allocation inputs; displayed values and growth are calculated: T5835 is commercially positioned for both DRAM and NAND, supporting the cross-family classification premise but not the modeled co-primary revenue fraction.

27. Advantest - T5503HS2 Memory Test System
    - Evidence informing base-year allocation inputs; displayed values and growth are calculated: DRAM/HBM product positioning establishes category mapping; the documented installed-T5503 upgrade path supports retaining upgrade-substitution uncertainty rather than assuming universal replacement.
    - Evidence informing forecast-year allocation inputs; displayed values and growth are calculated: DRAM/HBM product positioning establishes category mapping; the documented installed-T5503 upgrade path supports retaining upgrade-substitution uncertainty rather than assuming universal replacement.
28. Advantest will Showcase Latest Memory Test Solutions at Future of Memory and Storage 2024
    - Evidence informing base-year allocation inputs; displayed values and growth are calculated: The August xx.xx 2024 announcement identifies T5835 among promoted memory offerings, establishing pre-base-year commercial positioning without proving customer acceptance or sales mix.
29. Advantest - V93000 SoC Test Systems
    - Evidence informing base-year allocation inputs; displayed values and growth are calculated: Advantest classifies V93000 as a SoC Test System, supporting the commercial mapping of its reported SoC equipment pool without establishing a sales percentage.
    - Evidence informing forecast-year allocation inputs; displayed values and growth are calculated: Advantest classifies V93000 as a SoC Test System, supporting the commercial mapping of its reported SoC equipment pool without establishing a sales percentage.
    - Evidence informing base-year allocation inputs; displayed values and growth are calculated: V93000 documentation identifies reusable programs and interface hardware across generations and supplier-developed SmarTest software. These support the retained-investment condition, not a measured switching rate or forecast share. ([advantest.com](https://www.advantest.com/en/products/semiconductor-test-system/soc/v93000/))
    - Evidence informing forecast-year allocation inputs; displayed values and growth are calculated: V93000 documentation identifies reusable programs and interface hardware across generations and supplier-developed SmarTest software. These support the retained-investment condition, not a measured switching rate or forecast share. ([advantest.com](https://www.advantest.com/en/products/semiconductor-test-system/soc/v93000/))
30. Emerson Electric Co. - Form 10-K for the Year Ended September 30, 2025
    - Evidence informing base-year allocation inputs; displayed values and growth are calculated: Reported Test & Measurement sales of USD xx.xx in FY2025 and USD xx.xx in FY2024 constrain the broad NI revenue proxy, not complete SoC/memory tester revenue. ([ir.emerson.com](https://ir.emerson.com/sec-filings/all-sec-filings/content/xx.xx-xx.xx-xx.xx/emr-xx.xx.htm))
31. Emerson Electric Co. - Form 10-Q for the Quarter Ended December 31, 2025
    - Evidence informing base-year allocation inputs; displayed values and growth are calculated: December-quarter Test & Measurement sales of USD xx.xx versus USD xx.xx supply the approximate calendar bridge. Prior-period segment presentation was reclassified, limiting level comparability. ([sec.gov](https://www.sec.gov/Archives/edgar/data/xx.xx/xx.xx/emr-xx.xx.htm))
32. National Instruments Corporation - 2022 Annual Report
    - Evidence informing base-year allocation inputs; displayed values and growth are calculated: Semiconductor and Electronics represented approximately xx.xx% of NI's 2022 revenue, with approximately half from production test and half from R&D test. These historical mix observations calibrate, but do not verify, the 2025 scoped equipment budget. ([sec.gov](https://www.sec.gov/Archives/edgar/data/xx.xx/xx.xx/ny20006399x3_ars.pdf))

33. Advantest - FY2025 Financial Briefing, April 27, 2026

· Evidence informing base-year allocation inputs; displayed values and growth are calculated: Automotive/industrial/consumer/DDIC represented approximately xx.xx% and xx.xx% of fiscal SoC sales in FY2024 and FY2025, rounded to five-percentage-point increments. These application proportions constrain the mainstream equipment attribution. ([advantest.com](https://www.advantest.com/document/en/investors/ir-library/result/JE_BIZ_260427_slide.pdf))

· Evidence informing forecast-year allocation inputs; displayed values and growth are calculated: Automotive/industrial/consumer/DDIC represented approximately xx.xx% and xx.xx% of fiscal SoC sales in FY2024 and FY2025, rounded to five-percentage-point increments. These application proportions constrain the mainstream equipment attribution. ([advantest.com](https://www.advantest.com/document/en/investors/ir-library/result/JE_BIZ_260427_slide.pdf))

· Evidence informing base-year allocation inputs; displayed values and growth are calculated: Fiscal SoC sales increased from JPY xx.xx to JPY xx.xx, while computing/communications represented approximately xx.xx% of FY2025 SoC sales. This supports differentiated application-growth assumptions, not a directly observed proprietary share or future allocation. ([advantest.com](https://www.advantest.com/document/en/investors/ir-library/result/JE_BIZ_260427_slide.pdf))

· Evidence informing forecast-year allocation inputs; displayed values and growth are calculated: Fiscal SoC sales increased from JPY xx.xx to JPY xx.xx, while computing/communications represented approximately xx.xx% of FY2025 SoC sales. This supports differentiated application-growth assumptions, not a directly observed proprietary share or future allocation. ([advantest.com](https://www.advantest.com/document/en/investors/ir-library/result/JE_BIZ_260427_slide.pdf))

34. Advantest - Annual Report 2005

· Evidence informing base-year allocation inputs; displayed values and growth are calculated: The report identifies T2000's OPENSTAR basis and publicly available specifications developed through the Semiconductor Test Consortium. This supports historical standards classification only; its historical market-share statements are not used. ([www3.advantest.com](https://www3.advantest.com/documents/xx.xx/xx.xx/pdf_investor_AR2005_en.pdf))

· Evidence informing forecast-year allocation inputs; displayed values and growth are calculated: The report identifies T2000's OPENSTAR basis and publicly available specifications developed through the Semiconductor Test Consortium. This supports historical standards classification only; its historical market-share statements are not used. ([www3.advantest.com](https://www3.advantest.com/documents/xx.xx/xx.xx/pdf_investor_AR2005_en.pdf))

35. Advantest - What Is ATE (Automated Test Equipment)? Roles, Systems & Future Outlook

· Evidence informing base-year allocation inputs; displayed values and growth are calculated: Current company positioning identifies T2000 as open architecture and associates it with microcontroller and automotive applications, supporting continuity of the classification premise without measuring sales. ([advantest.com](https://www.advantest.com/en/semiconductor-basics/automated-test-equipment/))

· Evidence informing forecast-year allocation inputs; displayed values and growth are calculated: Current company positioning identifies T2000 as open architecture and associates it with microcontroller and automotive applications, supporting continuity of the classification premise without measuring sales. ([advantest.com](https://www.advantest.com/en/semiconductor-basics/automated-test-equipment/))

· Evidence informing base-year allocation inputs; displayed values and growth are calculated: The company distinguishes V93000's supplier-specific architecture from T2000's open-architecture positioning, supporting platform-level rather than supplier-wide classification. ([advantest.com](https://www.advantest.com/en/semiconductor-basics/automated-test-equipment/))

· Evidence informing forecast-year allocation inputs; displayed values and growth are calculated: The company distinguishes V93000's supplier-specific architecture from T2000's open-architecture positioning, supporting platform-level rather than supplier-wide classification. ([advantest.com](https://www.advantest.com/en/semiconductor-basics/automated-test-equipment/))

36. NI - What Is the Semiconductor Test System (STS)?

· Evidence informing base-year allocation inputs; displayed values and growth are calculated: STS is an integrated PXI-based ATE offering with broad RF, mixed-signal and MEMS positioning. This establishes the architecture and turnkey commercial model while requiring deductions for applications outside the captured SoC/memory boundary. ([ni.com](https://www.ni.com/en/shop/electronic-test-instrumentation/what-is-the-semiconductor-test-system.html))

· Evidence informing forecast-year allocation inputs; displayed values and growth are calculated: STS is an integrated PXI-based ATE offering with broad RF, mixed-signal and MEMS positioning. This establishes the architecture and turnkey commercial model while requiring deductions for applications outside the captured SoC/memory boundary. ([ni.com](https://www.ni.com/en/shop/electronic-test-instrumentation/what-is-the-semiconductor-test-system.html))

37. Marvin Test Solutions - PXIe Semiconductor Test System, TS-960e Series

· Evidence informing base-year allocation inputs; displayed values and growth are calculated: TS-960e is marketed as a complete integrated PXI Express semiconductor system for SoC applications, including proprietary application elements. It establishes commercial category participation, not the modeled smaller-system shipment count or price. ([marvintest.com](https://www.marvintest.com/Product/TS-960e-Series))

38. Emerson Electric Co. - Form 10-Q for the Quarter Ended June 30, 2026

· Evidence informing forecast-year allocation inputs; displayed values and growth are calculated: Nine-month Test & Measurement revenue of USD xx.xx versus USD xx.xx provides the broad growth calibration for the assumed 2026 eligible-equipment increase. Semiconductor and aerospace/defense both contributed, so the disclosure does not isolate open-standard SoC/memory sales. ([ir.emerson.com](https://ir.emerson.com/sec-filings/all-sec-filings/content/xx.xx-xx.xx-xx.xx/emr-xx.xx.htm))

39. PXI Systems Alliance - What Is PXI

· Evidence informing base-year allocation inputs; displayed values and growth are calculated: The association defines PXI as an open modular standard with a multi-vendor ecosystem and distinguishes its building blocks from completed application systems. This supports the governing-architecture boundary, not sales weights. ([pxisa.org](https://pxisa.org/what-is-pxi/))

· Evidence informing forecast-year allocation inputs; displayed values and growth are calculated: The association defines PXI as an open modular standard with a multi-vendor ecosystem and distinguishes its building blocks from completed application systems. This supports the governing-architecture boundary, not sales weights. ([pxisa.org](https://pxisa.org/what-is-pxi/))

40. Test Services - UTAC Group

- Evidence informing base-year allocation inputs; displayed values and growth are calculated: Reports xx.xx+ test engineers alongside 2,000+ testers, anchoring the engineering-station proxy used in the base model and carried into the forecast; it does not disclose purpose sales shares. ([utacgroup.com](https://utacgroup.com/test-services/))
- Evidence informing forecast-year allocation inputs; displayed values and growth are calculated: Reports xx.xx+ test engineers alongside 2,000+ testers, anchoring the engineering-station proxy used in the base model and carried into the forecast; it does not disclose purpose sales shares. ([utacgroup.com](https://utacgroup.com/test-services/))
- Evidence informing base-year allocation inputs; displayed values and growth are calculated: The 2,000+ tester fleet provides an operator-stock benchmark that is converted to annual value only through the disclosed purchasing-frequency assumptions. ([utacgroup.com](https://utacgroup.com/test-services/))
- Evidence informing forecast-year allocation inputs; displayed values and growth are calculated: The 2,000+ tester fleet provides an operator-stock benchmark that is converted to annual value only through the disclosed purchasing-frequency assumptions. ([utacgroup.com](https://utacgroup.com/test-services/))
- Evidence informing base-year allocation inputs; displayed values and growth are calculated: Advertises engineering services and production testing within the same business, supporting commercial coexistence but not the assumed accepted joint-purpose percentage or future adoption. ([utacgroup.com](https://utacgroup.com/test-services/))
- Evidence informing forecast-year allocation inputs; displayed values and growth are calculated: Advertises engineering services and production testing within the same business, supporting commercial coexistence but not the assumed accepted joint-purpose percentage or future adoption. ([utacgroup.com](https://utacgroup.com/test-services/))

41. Efforts to Provide Value Through Business - Advantest

- Evidence informing base-year allocation inputs; displayed values and growth are calculated: States typical customer equipment use of xx.xx-xx.xx years, providing a longer-use sensitivity for the stock-to-purchasing-value bridge rather than a measured engineering share. ([advantest.com](https://www.advantest.com/en/about/sustainability/society/responding-product-liability/))
- Evidence informing base-year allocation inputs; displayed values and growth are calculated: The xx.xx-xx.xx-year use period constrains replacement assumptions and is distinguished from the buyer accounting-life proxy used in the working model. ([advantest.com](https://www.advantest.com/en/about/sustainability/society/responding-product-liability/))

42. A New Approach for IC Test - Leveraging the Strength of the PXI Platform - NI

- Evidence informing base-year allocation inputs; displayed values and growth are calculated: Describes scalable characterization and production configurations and the commercial constraints of traditional laboratory ATE, supporting a distinct engineering purchasing model. ([ni.com](https://www.ni.com/en/shop/electronic-test-instrumentation/what-is-the-semiconductor-test-system/a-new-approach-for-ic-test---leveraging-the-strength-of-the-pxi-.html))
- Evidence informing forecast-year allocation inputs; displayed values and growth are calculated: Describes scalable characterization and production configurations and the commercial constraints of traditional laboratory ATE, supporting a distinct engineering purchasing model. ([ni.com](https://www.ni.com/en/shop/electronic-test-instrumentation/what-is-the-semiconductor-test-system/a-new-approach-for-ic-test---leveraging-the-strength-of-the-pxi-.html))
- Evidence informing base-year allocation inputs; displayed values and growth are calculated: Shared hardware and software support a continuity scenario, but the record provides neither accepted joint-deployment revenue nor future penetration; both remain explicit assumptions. ([ni.com](https://www.ni.com/en/shop/electronic-test-instrumentation/what-is-the-semiconductor-test-system/a-new-approach-for-ic-test---leveraging-the-strength-of-the-pxi-.html))
- Evidence informing forecast-year allocation inputs; displayed values and growth are calculated: Shared hardware and software support a continuity scenario, but the record provides neither accepted joint-deployment revenue nor future penetration; both remain explicit assumptions. ([ni.com](https://www.ni.com/en/shop/electronic-test-instrumentation/what-is-the-semiconductor-test-system/a-new-approach-for-ic-test---leveraging-the-strength-of-the-pxi-.html))

43. Teradyne - 2025 Annual Report to Shareholders

· Evidence informing base-year allocation inputs; displayed values and growth are calculated: The USD xx.xx Compute application weight anchors the scoped Computing allocation. ([investors.teradyne.com](https://investors.teradyne.com/sec-filings/all-sec-filings/content/xx.xx-xx.xx-xx.xx/xx.xx-xx.xx-xx.xx.pdf))

· Evidence informing base-year allocation inputs; displayed values and growth are calculated: The USD xx.xx Mobility weight and networking exposure support the modeled Communications bridge. ([investors.teradyne.com](https://investors.teradyne.com/sec-filings/all-sec-filings/content/xx.xx-xx.xx-xx.xx/xx.xx-xx.xx-xx.xx.pdf))

· Evidence informing base-year allocation inputs; displayed values and growth are calculated: Published application buckets constrain the budget, but the consumer carve-out is an explicit attribution assumption. ([investors.teradyne.com](https://investors.teradyne.com/sec-filings/all-sec-filings/content/xx.xx-xx.xx-xx.xx/xx.xx-xx.xx-xx.xx.pdf))

· Evidence informing base-year allocation inputs; displayed values and growth are calculated: USD xx.xx Auto-Industrial revenue supplies the pre-exclusion pool, not an observed Automotive subtotal. ([investors.teradyne.com](https://investors.teradyne.com/sec-filings/all-sec-filings/content/xx.xx-xx.xx-xx.xx/xx.xx-xx.xx-xx.xx.pdf))

· Evidence informing base-year allocation inputs; displayed values and growth are calculated: The shared Auto-Industrial pool constrains Industrial Electronics after scope and end-use adjustments. ([investors.teradyne.com](https://investors.teradyne.com/sec-filings/all-sec-filings/content/xx.xx-xx.xx-xx.xx/xx.xx-xx.xx-xx.xx.pdf))

· Evidence informing base-year allocation inputs; displayed values and growth are calculated: The application budget constrains the modeled specialized tail; separate Product Test defense revenue is excluded. ([investors.teradyne.com](https://investors.teradyne.com/sec-filings/all-sec-filings/content/xx.xx-xx.xx-xx.xx/xx.xx-xx.xx-xx.xx.pdf))

44. TSMC - 2025 Form 20-F

· Evidence informing base-year allocation inputs; displayed values and growth are calculated: 2025 HPC revenue of NT$xx.xx anchors the adjusted logic-demand proxy; networking is separated by assumption. ([investor.tsmc.com](https://investor.tsmc.com/sites/ir/sec-filings/2025_20F%20Report.pdf))

· Evidence informing base-year allocation inputs; displayed values and growth are calculated: Smartphone revenue of NT$xx.xx and networking within HPC constrain Communications, with an explicit equipment-intensity bridge. ([investor.tsmc.com](https://investor.tsmc.com/sites/ir/sec-filings/2025_20F%20Report.pdf))

45. Micron Technology - Form 10-K for the Year Ended August 28, 2025

· Evidence informing base-year allocation inputs; displayed values and growth are calculated: Cloud, data-center and client business revenues constrain Computing's memory-equipment proxy, not equipment receipts directly. ([s25.q4cdn.com](https://s25.q4cdn.com/xx.xx/files/doc_financials/2025/ar/2025-Form-xx.xx-K.pdf))

· Evidence informing base-year allocation inputs; displayed values and growth are calculated: Mobile/client and data-center revenues provide the economic pool for modeled mobile and networking attribution. ([s25.q4cdn.com](https://s25.q4cdn.com/xx.xx/files/doc_financials/2025/ar/2025-Form-xx.xx-K.pdf))

· Evidence informing base-year allocation inputs; displayed values and growth are calculated: USD xx.xx Automotive and Embedded revenue constrains the modeled consumer-memory tail. ([s25.q4cdn.com](https://s25.q4cdn.com/xx.xx/files/doc_financials/2025/ar/2025-Form-xx.xx-K.pdf))

· Evidence informing base-year allocation inputs; displayed values and growth are calculated: The embedded business supplies a bounded activity proxy requiring scope, realization and end-use adjustments. ([s25.q4cdn.com](https://s25.q4cdn.com/xx.xx/files/doc_financials/2025/ar/2025-Form-xx.xx-K.pdf))

· Evidence informing base-year allocation inputs; displayed values and growth are calculated: The embedded business constrains Industrial Electronics memory activity; its equipment conversion is assumed. ([s25.q4cdn.com](https://s25.q4cdn.com/xx.xx/files/doc_financials/2025/ar/2025-Form-xx.xx-K.pdf))

· Evidence informing base-year allocation inputs; displayed values and growth are calculated: The embedded pool bounds the specialized-memory tail; no separate defense revenue is reported. ([s25.q4cdn.com](https://s25.q4cdn.com/xx.xx/files/doc_financials/2025/ar/2025-Form-xx.xx-K.pdf))

46. Semiconductor Industry Association - 2025 Factbook

· Evidence informing base-year allocation inputs; displayed values and growth are calculated: 2024 PC/Computer semiconductor demand of xx.xx% enters only the scope-adjusted secondary-supplier proxy. ([semiconductors.org](https://www.semiconductors.org/wp-content/uploads/2025/xx.xx/2025-SIA-Factbook-FINAL-xx.xx.pdf))

· Evidence informing base-year allocation inputs; displayed values and growth are calculated: 2024 Communications demand of xx.xx% is adjusted for eligible equipment scope before use. ([semiconductors.org](https://www.semiconductors.org/wp-content/uploads/2025/xx.xx/2025-SIA-Factbook-FINAL-xx.xx.pdf))

· Evidence informing base-year allocation inputs; displayed values and growth are calculated: Consumer semiconductor demand of xx.xx% anchors the adjusted minor-application weights. ([semiconductors.org](https://www.semiconductors.org/wp-content/uploads/2025/xx.xx/2025-SIA-Factbook-FINAL-xx.xx.pdf))

· Evidence informing base-year allocation inputs; displayed values and growth are calculated: Automotive demand of xx.xx% is reduced for non-SoC exposure in the commercial proxy. ([semiconductors.org](https://www.semiconductors.org/wp-content/uploads/2025/xx.xx/2025-SIA-Factbook-FINAL-xx.xx.pdf))

· Evidence informing base-year allocation inputs; displayed values and growth are calculated: Industrial demand of xx.xx% anchors a scope-adjusted weight, not a tester-equipment share. ([semiconductors.org](https://www.semiconductors.org/wp-content/uploads/2025/xx.xx/2025-SIA-Factbook-FINAL-xx.xx.pdf))

· Evidence informing base-year allocation inputs; displayed values and growth are calculated: Government demand of xx.xx%, including military, constrains the specialized end-use proxy. ([semiconductors.org](https://www.semiconductors.org/wp-content/uploads/2025/xx.xx/2025-SIA-Factbook-FINAL-xx.xx.pdf))

47. WSTS - Semiconductor Market Insights, October 2024

· Evidence informing base-year allocation inputs; displayed values and growth are calculated: The detailed Consumer definition includes entertainment products, household white goods and personal wearables, supporting consistent end-use attribution. ([semiconductors.org](https://www.semiconductors.org/wp-content/uploads/2025/xx.xx/WSTS-Presentation-Subscription-Oct2024.pdf))

· Evidence informing forecast-year allocation inputs; displayed values and growth are calculated: The detailed Consumer definition includes entertainment products, household white goods and personal wearables, supporting consistent end-use attribution. ([semiconductors.org](https://www.semiconductors.org/wp-content/uploads/2025/xx.xx/WSTS-Presentation-Subscription-Oct2024.pdf))

· Evidence informing base-year allocation inputs; displayed values and growth are calculated: Industrial includes professional test, control and measuring equipment, distinguishing it from household consumer equipment. ([semiconductors.org](https://www.semiconductors.org/wp-content/uploads/2025/xx.xx/WSTS-Presentation-Subscription-Oct2024.pdf))

· Evidence informing forecast-year allocation inputs; displayed values and growth are calculated: Industrial includes professional test, control and measuring equipment, distinguishing it from household consumer equipment. ([semiconductors.org](https://www.semiconductors.org/wp-content/uploads/2025/xx.xx/WSTS-Presentation-Subscription-Oct2024.pdf))

· Evidence informing base-year allocation inputs; displayed values and growth are calculated: Government is defined as military and aerospace in the detailed end-use illustration, supporting the retained category mapping. ([semiconductors.org](https://www.semiconductors.org/wp-content/uploads/2025/xx.xx/WSTS-Presentation-Subscription-Oct2024.pdf))

· Evidence informing forecast-year allocation inputs; displayed values and growth are calculated: Government is defined as military and aerospace in the detailed end-use illustration, supporting the retained category mapping. ([semiconductors.org](https://www.semiconductors.org/wp-content/uploads/2025/xx.xx/WSTS-Presentation-Subscription-Oct2024.pdf))

48. NXP Semiconductors - Form 10-K for the Year Ended December 31, 2025

· Evidence informing base-year allocation inputs; displayed values and growth are calculated: 2025 Automotive revenue of USD xx.xx, down xx.xx%, qualifies assumptions of immediate equipment-demand acceleration. ([sec.gov](https://www.sec.gov/Archives/edgar/data/xx.xx/xx.xx/nxpi-xx.xx.htm))

· Evidence informing forecast-year allocation inputs; displayed values and growth are calculated: 2025 Automotive revenue of USD xx.xx, down xx.xx%, qualifies assumptions of immediate equipment-demand acceleration. ([sec.gov](https://www.sec.gov/Archives/edgar/data/xx.xx/xx.xx/nxpi-xx.xx.htm))

· Evidence informing base-year allocation inputs; displayed values and growth are calculated: Industrial & IoT revenue of USD xx.xx increased xx.xx%, constraining the near-term recovery assumption rather than measuring tester sales. ([sec.gov](https://www.sec.gov/Archives/edgar/data/xx.xx/xx.xx/nxpi-xx.xx.htm))

· Evidence informing forecast-year allocation inputs; displayed values and growth are calculated: Industrial & IoT revenue of USD xx.xx increased xx.xx%, constraining the near-term recovery assumption rather than measuring tester sales. ([sec.gov](https://www.sec.gov/Archives/edgar/data/xx.xx/xx.xx/nxpi-xx.xx.htm))

49. NXP Semiconductors - Product Longevity
    - Evidence informing forecast-year allocation inputs; displayed values and growth are calculated: Participating products have minimum xx.xx- or xx.xx-year longevity periods; these do not establish tester replacement or support periods.
    ([nxp.com](https://www.nxp.com/products/nxp-product-information/nxp-product-programs/product-longevity%3APRDCT_LONGEVITY_HM))
    - Evidence informing forecast-year allocation inputs; displayed values and growth are calculated: The disclosed longevity condition supports retaining lifecycle uncertainty rather than inferring automatic recurring equipment purchases.
    ([nxp.com](https://www.nxp.com/products/nxp-product-information/nxp-product-programs/product-longevity%3APRDCT_LONGEVITY_HM))
50. DLA ASSIST-QuickSearch - MIL-PRF-38535 Document Details
    - Evidence informing base-year allocation inputs; displayed values and growth are calculated: The official record concerns covered microcircuits and manufacturer qualification, not tester-brand approval or equipment awards; no qualification-derived revenue premium is assumed.
    ([quicksearch.dla.mil](https://quicksearch.dla.mil/qsDocDetails.aspx?ident_number=xx.xx))
    - Evidence informing forecast-year allocation inputs; displayed values and growth are calculated: The official record concerns covered microcircuits and manufacturer qualification, not tester-brand approval or equipment awards; no qualification-derived revenue premium is assumed.
    ([quicksearch.dla.mil](https://quicksearch.dla.mil/qsDocDetails.aspx?ident_number=xx.xx))
51. ASE Technology Holding - Fourth Quarter and Full Year 2025 Financial Results, Form 6-K, February 5, 2026
    - Evidence informing base-year allocation inputs; displayed values and growth are calculated: ASE reports USD xx.xx of 2025 testing-equipment capital expenditure, a monetary purchasing anchor before complete-tester scope deductions.
    - Evidence informing forecast-year allocation inputs; displayed values and growth are calculated: ASE reports USD xx.xx of 2025 testing-equipment capital expenditure, a monetary purchasing anchor before complete-tester scope deductions.
52. ChipMOS - FY2025 and Fourth Quarter 2025 Investor Presentation
    - Evidence informing base-year allocation inputs; displayed values and growth are calculated: The presentation reports TWD xx.xx of 2025 capital expenditure and a xx.xx% testing allocation; currency and complete-tester attribution are modeled bridges.
    - Evidence informing forecast-year allocation inputs; displayed values and growth are calculated: The presentation reports TWD xx.xx of 2025 capital expenditure and a xx.xx% testing allocation; currency and complete-tester attribution are modeled bridges.
53. Alchip - Advanced Testing Services
    - Evidence informing base-year allocation inputs; displayed values and growth are calculated: Alchip identifies an owned V93K hosted at a test house. This supports category and ownership attribution, not annual purchase quantities, prices or the forecast.
    - Evidence informing forecast-year allocation inputs; displayed values and growth are calculated: Alchip identifies an owned V93K hosted at a test house. This supports category and ownership attribution, not annual purchase quantities, prices or the forecast.
54. University of Utah Nanofab - Verigy Tester
    - Evidence informing base-year allocation inputs; displayed values and growth are calculated: The university lists a V93000 SoC platform and access arrangement. This establishes an institutional equipment category, not a 2025 purchase or future procurement.
    - Evidence informing forecast-year allocation inputs; displayed values and growth are calculated: The university lists a V93000 SoC platform and access arrangement. This establishes an institutional equipment category, not a 2025 purchase or future procurement.

55. TEAM A.T.E. - Services

- Evidence informing base-year allocation inputs; displayed values and growth are calculated: The company describes pre-owned purchases and sales across SoC and memory ATE, supporting inclusion of eligible secondary-market purchases. Its undated offering page supplies category evidence, not 2025 transaction value. ([team-ate.com](https://www.team-ate.com/services))
- Evidence informing forecast-year allocation inputs; displayed values and growth are calculated: The company describes pre-owned purchases and sales across SoC and memory ATE, supporting inclusion of eligible secondary-market purchases. Its undated offering page supplies category evidence, not 2025 transaction value. ([team-ate.com](https://www.team-ate.com/services))
- Evidence informing base-year allocation inputs; displayed values and growth are calculated: System rentals, rent-to-own arrangements and leases establish a third-party equipment-access route. The stated field-service limitation qualifies universal availability; neither the offering nor its category list supplies numerical leasing weights. ([team-ate.com](https://www.team-ate.com/services))
- Evidence informing forecast-year allocation inputs; displayed values and growth are calculated: System rentals, rent-to-own arrangements and leases establish a third-party equipment-access route. The stated field-service limitation qualifies universal availability; neither the offering nor its category list supplies numerical leasing weights. ([team-ate.com](https://www.team-ate.com/services))
- Evidence informing base-year allocation inputs; displayed values and growth are calculated: The company distinguishes its representation activities from inventory-based equipment transactions, supporting role-specific classification rather than assigning every represented OEM transaction to resale. ([team-ate.com](https://www.team-ate.com/services))
- Evidence informing forecast-year allocation inputs; displayed values and growth are calculated: The company distinguishes its representation activities from inventory-based equipment transactions, supporting role-specific classification rather than assigning every represented OEM transaction to resale. ([team-ate.com](https://www.team-ate.com/services))
- Evidence informing base-year allocation inputs; displayed values and growth are calculated: Purchasing surplus equipment for inventory, SoC/memory equipment offerings and rental/lease arrangements establish merchant commercial routes. The absence of a worldwide field-service organization qualifies support assumptions but supplies no revenue weight. ([team-ate.com](https://www.team-ate.com/services))
- Evidence informing forecast-year allocation inputs; displayed values and growth are calculated: Purchasing surplus equipment for inventory, SoC/memory equipment offerings and rental/lease arrangements establish merchant commercial routes. The absence of a worldwide field-service organization qualifies support assumptions but supplies no revenue weight. ([team-ate.com](https://www.team-ate.com/services))

56. Advantest Pre-Owned Solutions - Business

- Evidence informing base-year allocation inputs; displayed values and growth are calculated: The OEM's pre-owned business includes equipment resale, license switching, installation and maintenance support. This supports the purchase boundary beyond new equipment, without establishing resale revenue or a future share. ([advantest.com](https://www.advantest.com/en/customer-services/apo/business/))
- Evidence informing forecast-year allocation inputs; displayed values and growth are calculated: The OEM's pre-owned business includes equipment resale, license switching, installation and maintenance support. This supports the purchase boundary beyond new equipment, without establishing resale revenue or a future share. ([advantest.com](https://www.advantest.com/en/customer-services/apo/business/))
- Evidence informing base-year allocation inputs; displayed values and growth are calculated: OEM-managed pre-owned transactions include license switching, installation and maintenance, supporting direct classification when the consolidated manufacturer is the seller regardless of equipment age. ([advantest.com](https://www.advantest.com/en/customer-services/apo/business/))
- Evidence informing forecast-year allocation inputs; displayed values and growth are calculated: OEM-managed pre-owned transactions include license switching, installation and maintenance, supporting direct classification when the consolidated manufacturer is the seller regardless of equipment age. ([advantest.com](https://www.advantest.com/en/customer-services/apo/business/))
- Evidence informing base-year allocation inputs; displayed values and growth are calculated: The OEM-managed resale alternative qualifies an assumption that all pre-owned equipment passes through independent resellers and provides a commercial counterforce to merchant growth, without measuring its magnitude. ([advantest.com](https://www.advantest.com/en/customer-services/apo/business/))
- Evidence informing forecast-year allocation inputs; displayed values and growth are calculated: The OEM-managed resale alternative qualifies an assumption that all pre-owned equipment passes through independent resellers and provides a commercial counterforce to merchant growth, without measuring its magnitude. ([advantest.com](https://www.advantest.com/en/customer-services/apo/business/))

57. IFRS Foundation - IFRIC Update March 2023: Definition of a Lease-Substitution Rights

- Evidence informing base-year allocation inputs; displayed values and growth are calculated: The identified-asset, control and substantive-substitution criteria support distinguishing equipment leasing from outsourced testing services. This is a classification premise for both anchors, not evidence of market prevalence. ([ifrs.org](https://www.ifrs.org/news-and-events/updates/ifric/2023/ifric-update-march-2023/))
- Evidence informing forecast-year allocation inputs; displayed values and growth are calculated: The identified-asset, control and substantive-substitution criteria support distinguishing equipment leasing from outsourced testing services. This is a classification premise for both anchors, not evidence of market prevalence. ([ifrs.org](https://www.ifrs.org/news-and-events/updates/ifric/2023/ifric-update-march-2023/))

58. Spirox Corporation - 2025 Annual Report

- Evidence informing base-year allocation inputs; displayed values and growth are calculated: Consolidated revenue decreased from NTD xx.xx in 2024 to NTD xx.xx in 2025, providing a mixed-product intermediary countercheck to uniform channel growth rather than a global allocation weight. ([file.spirox.com.tw](https://file.spirox.com.tw/Annual%20Reports/2025/xx.xx%E5%B9%B4%E5%BA%A6%E5%B9%B4%E5%A0%B1%xx.xx%E8%8B%B1%E6%xx.xx%xx.xx%xx.xx.pdf))
- Evidence informing forecast-year allocation inputs; displayed values and growth are calculated: Consolidated revenue decreased from NTD xx.xx in 2024 to NTD xx.xx in 2025, providing a mixed-product intermediary countercheck to uniform channel growth rather than a global allocation weight. ([file.spirox.com.tw](https://file.spirox.com.tw/Annual%20Reports/2025/xx.xx%E5%B9%B4%E5%BA%A6%E5%B9%B4%E5%A0%B1%xx.xx%E8%8B%B1%E6%xx.xx%xx.xx%xx.xx.pdf))
- Evidence informing base-year allocation inputs; displayed values and growth are calculated: Semiconductor-equipment revenue was NTD xx.xx in 2025, separately from service and maintenance. Agency/distribution, own products and adjacent equipment prevent attributing the full amount to merchant SoC/memory tester sales. ([file.spirox.com.tw](https://file.spirox.com.tw/Annual%20Reports/2025/xx.xx%E5%B9%B4%E5%BA%A6%E5%B9%B4%E5%A0%B1%xx.xx%E8%8B%B1%E6%xx.xx%xx.xx%xx.xx.pdf))
- Evidence informing forecast-year allocation inputs; displayed values and growth are calculated: Semiconductor-equipment revenue was NTD xx.xx in 2025, separately from service and maintenance. Agency/distribution, own products and adjacent equipment prevent attributing the full amount to merchant SoC/memory tester sales. ([file.spirox.com.tw](https://file.spirox.com.tw/Annual%20Reports/2025/xx.xx%E5%B9%B4%E5%BA%A6%E5%B9%B4%E5%A0%B1%xx.xx%E8%8B%B1%E6%xx.xx%xx.xx%xx.xx.pdf))

59. KYEC (2449) - Q4 2025 Investor Update

- Evidence informing base-year allocation inputs; displayed values and growth are calculated: KYEC reports 2025 wafer-probe revenue at xx.xx%; this is a buyer-activity input requiring the disclosed equipment-value and coverage corrections, not a directly observed tester share.
- Evidence informing forecast-year allocation inputs; displayed values and growth are calculated: KYEC reports 2025 wafer-probe revenue at xx.xx%; this is a buyer-activity input requiring the disclosed equipment-value and coverage corrections, not a directly observed tester share.
- Evidence informing base-year allocation inputs; displayed values and growth are calculated: Reported final-test revenue of xx.xx% supplies the conventional package-test proxy before the assumed exclusion of adjacent activity.
- Evidence informing forecast-year allocation inputs; displayed values and growth are calculated: Reported final-test revenue of xx.xx% supplies the conventional package-test proxy before the assumed exclusion of adjacent activity.
- Evidence informing base-year allocation inputs; displayed values and growth are calculated: The company's xx.xx% data-processing application mix anchors the modeled addressable advanced-SoC purchasing cohort; it does not measure bare-die equipment sales.
- Evidence informing forecast-year allocation inputs; displayed values and growth are calculated: The company's xx.xx% data-processing application mix anchors the modeled addressable advanced-SoC purchasing cohort; it does not measure bare-die equipment sales.
- Evidence informing base-year allocation inputs; displayed values and growth are calculated: The same application-mix input constrains the intermediate-assembly cohort; reported capital expenditure is a broad spending cross-check, not insertion-specific equipment revenue.
- Evidence informing forecast-year allocation inputs; displayed values and growth are calculated: The same application-mix input constrains the intermediate-assembly cohort; reported capital expenditure is a broad spending cross-check, not insertion-specific equipment revenue.

60. Advantest to Showcase Latest Test Solutions at SEMICON Southeast Asia 2025, May 20-22
    - Evidence informing base-year allocation inputs; displayed values and growth are calculated: The May xx.xx 2025 announcement identifies a die-level handler linked with a tester for singulated dies, establishing a base-year commercial offering but not its delivered equipment receipts.
    - Evidence informing forecast-year allocation inputs; displayed values and growth are calculated: The May xx.xx 2025 announcement identifies a die-level handler linked with a tester for singulated dies, establishing a base-year commercial offering but not its delivered equipment receipts.
    - Evidence informing base-year allocation inputs; displayed values and growth are calculated: The same dated offering includes partially assembled dies. Only attributable tester receipts, not the handler value, enter the allocation model.
    - Evidence informing forecast-year allocation inputs; displayed values and growth are calculated: The same dated offering includes partially assembled dies. Only attributable tester receipts, not the handler value, enter the allocation model.
61. Teradyne - Second-Quarter 2025 Earnings Call Prepared Remarks, July 30, 2025
    - Evidence informing base-year allocation inputs; displayed values and growth are calculated: July xx.xx 2025 prepared remarks report an HBM4 post-stack win and state that the new insertion was not pervasive, qualifying the assumed intermediate-assembly uptake.
    - Evidence informing forecast-year allocation inputs; displayed values and growth are calculated: July xx.xx 2025 prepared remarks report an HBM4 post-stack win and state that the new insertion was not pervasive, qualifying the assumed intermediate-assembly uptake.
    - Evidence informing base-year allocation inputs; displayed values and growth are calculated: The remarks distinguish new system purchases from upgrades of existing capacity. This supports retaining reuse and incremental-receipt adjustments rather than equating every new deployment opportunity with a full new tester.
    - Evidence informing forecast-year allocation inputs; displayed values and growth are calculated: The remarks distinguish new system purchases from upgrades of existing capacity. This supports retaining reuse and incremental-receipt adjustments rather than equating every new deployment opportunity with a full new tester.
62. Teradyne Introduces Integrated Test Solution for AI and Data Center Devices in Collaboration with Tokyo Electron
    - Evidence informing forecast-year allocation inputs; displayed values and growth are calculated: The June xx.xx 2026 coordinated singulated-device offering supports commercial availability relevant to the forecast; it does not establish 2025 sales or the modeled 2032 penetration.
    - Evidence informing forecast-year allocation inputs; displayed values and growth are calculated: The offering references multiple advanced-packaging points, but this is not evidence that an individual delivery has accepted multi-insertion coverage.
63. Amkor Technology - IC Semiconductor Test Services
    - Evidence informing base-year allocation inputs; displayed values and growth are calculated: The company's service description separates wafer probe, testing between assembly steps and final testing, supporting the insertion mapping rather than a sales weight or complete-tester purchase requirement.
    - Evidence informing forecast-year allocation inputs; displayed values and growth are calculated: The company's service description separates wafer probe, testing between assembly steps and final testing, supporting the insertion mapping rather than a sales weight or complete-tester purchase requirement.

16.5. European Union

Table 236. European Union SoC & Memory Semiconductor Tester Market, by Country growth contribution, 2025-2032

Category	2025 value (USD Million)	2032 value (USD Million)	Added value (USD Million)	2025 share (%)	2032 share (%)	Change (pp)	Growth share (%)	CAGR (%)
Austria	xx.xx	xx.xx	xx.xx	xx.xx	xx.xx	xx.xx	xx.xx	xx.xx
Belgium	xx.xx	xx.xx	xx.xx	xx.xx	xx.xx	xx.xx	xx.xx	xx.xx
Bulgaria	xx.xx	xx.xx	xx.xx	xx.xx	xx.xx	xx.xx	xx.xx	xx.xx
Croatia	xx.xx	xx.xx	xx.xx	xx.xx	xx.xx	xx.xx	xx.xx	xx.xx
Cyprus	xx.xx	xx.xx	xx.xx	xx.xx	xx.xx	xx.xx	xx.xx	xx.xx
Czech Republic	xx.xx	xx.xx	xx.xx	xx.xx	xx.xx	xx.xx	xx.xx	xx.xx
Denmark	xx.xx	xx.xx	xx.xx	xx.xx	xx.xx	xx.xx	xx.xx	xx.xx
Estonia	xx.xx	xx.xx	xx.xx	xx.xx	xx.xx	xx.xx	xx.xx	xx.xx
Finland	xx.xx	xx.xx	xx.xx	xx.xx	xx.xx	xx.xx	xx.xx	xx.xx
France	xx.xx	xx.xx	xx.xx	xx.xx	xx.xx	xx.xx	xx.xx	xx.xx
Germany	xx.xx	xx.xx	xx.xx	xx.xx	xx.xx	xx.xx	xx.xx	xx.xx
Greece	xx.xx	xx.xx	xx.xx	xx.xx	xx.xx	xx.xx	xx.xx	xx.xx
Hungary	xx.xx	xx.xx	xx.xx	xx.xx	xx.xx	xx.xx	xx.xx	xx.xx
Ireland	xx.xx	xx.xx	xx.xx	xx.xx	xx.xx	xx.xx	xx.xx	xx.xx
Italy	xx.xx	xx.xx	xx.xx	xx.xx	xx.xx	xx.xx	xx.xx	xx.xx
Latvia	xx.xx	xx.xx	xx.xx	xx.xx	xx.xx	xx.xx	xx.xx	xx.xx
Lithuania	xx.xx	xx.xx	xx.xx	xx.xx	xx.xx	xx.xx	xx.xx	xx.xx
Luxembourg	xx.xx	xx.xx	xx.xx	xx.xx	xx.xx	xx.xx	xx.xx	xx.xx
Malta	xx.xx	xx.xx	xx.xx	xx.xx	xx.xx	xx.xx	xx.xx	xx.xx
Netherlands	xx.xx	xx.xx	xx.xx	xx.xx	xx.xx	xx.xx	xx.xx	xx.xx
Poland	xx.xx	xx.xx	xx.xx	xx.xx	xx.xx	xx.xx	xx.xx	xx.xx
Portugal	xx.xx	xx.xx	xx.xx	xx.xx	xx.xx	xx.xx	xx.xx	xx.xx
Romania	xx.xx	xx.xx	xx.xx	xx.xx	xx.xx	xx.xx	xx.xx	xx.xx
Slovakia	xx.xx	xx.xx	xx.xx	xx.xx	xx.xx	xx.xx	xx.xx	xx.xx
Slovenia	xx.xx	xx.xx	xx.xx	xx.xx	xx.xx	xx.xx	xx.xx	xx.xx
Spain	xx.xx	xx.xx	xx.xx	xx.xx	xx.xx	xx.xx	xx.xx	xx.xx
Sweden	xx.xx	xx.xx	xx.xx	xx.xx	xx.xx	xx.xx	xx.xx	xx.xx
Scope total	**xx.xx**	**xx.xx**	**xx.xx**	**xx.xx**	**xx.xx**	**xx.xx**	**xx.xx**	**xx.xx**

Table 237. European Union SoC & Memory Semiconductor Tester Market Size, by Group, 2017-2040 (USD Million)

Group	2017	2024	2025	2026	2027	2032	2040	CAGR (%)
Austria	xx.xx	xx.xx	xx.xx	xx.xx	xx.xx	xx.xx	xx.xx	xx.xx
Belgium	xx.xx	xx.xx	xx.xx	xx.xx	xx.xx	xx.xx	xx.xx	xx.xx
Bulgaria	xx.xx	xx.xx	xx.xx	xx.xx	xx.xx	xx.xx	xx.xx	xx.xx
Croatia	xx.xx	xx.xx	xx.xx	xx.xx	xx.xx	xx.xx	xx.xx	xx.xx
Cyprus	xx.xx	xx.xx	xx.xx	xx.xx	xx.xx	xx.xx	xx.xx	xx.xx
Czech Republic	xx.xx	xx.xx	xx.xx	xx.xx	xx.xx	xx.xx	xx.xx	xx.xx
Denmark	xx.xx	xx.xx	xx.xx	xx.xx	xx.xx	xx.xx	xx.xx	xx.xx
Estonia	xx.xx	xx.xx	xx.xx	xx.xx	xx.xx	xx.xx	xx.xx	xx.xx
Finland	xx.xx	xx.xx	xx.xx	xx.xx	xx.xx	xx.xx	xx.xx	xx.xx
France	xx.xx	xx.xx	xx.xx	xx.xx	xx.xx	xx.xx	xx.xx	xx.xx
Germany	xx.xx	xx.xx	xx.xx	xx.xx	xx.xx	xx.xx	xx.xx	xx.xx
Greece	xx.xx	xx.xx	xx.xx	xx.xx	xx.xx	xx.xx	xx.xx	xx.xx
Hungary	xx.xx	xx.xx	xx.xx	xx.xx	xx.xx	xx.xx	xx.xx	xx.xx
Ireland	xx.xx	xx.xx	xx.xx	xx.xx	xx.xx	xx.xx	xx.xx	xx.xx
Italy	xx.xx	xx.xx	xx.xx	xx.xx	xx.xx	xx.xx	xx.xx	xx.xx
Latvia	xx.xx	xx.xx	xx.xx	xx.xx	xx.xx	xx.xx	xx.xx	xx.xx
Lithuania	xx.xx	xx.xx	xx.xx	xx.xx	xx.xx	xx.xx	xx.xx	xx.xx
Luxembourg	xx.xx	xx.xx	xx.xx	xx.xx	xx.xx	xx.xx	xx.xx	xx.xx
Malta	xx.xx	xx.xx	xx.xx	xx.xx	xx.xx	xx.xx	xx.xx	xx.xx
Netherlands	xx.xx	xx.xx	xx.xx	xx.xx	xx.xx	xx.xx	xx.xx	xx.xx
Poland	xx.xx	xx.xx	xx.xx	xx.xx	xx.xx	xx.xx	xx.xx	xx.xx
Portugal	xx.xx	xx.xx	xx.xx	xx.xx	xx.xx	xx.xx	xx.xx	xx.xx
Romania	xx.xx	xx.xx	xx.xx	xx.xx	xx.xx	xx.xx	xx.xx	xx.xx
Slovakia	xx.xx	xx.xx	xx.xx	xx.xx	xx.xx	xx.xx	xx.xx	xx.xx
Slovenia	xx.xx	xx.xx	xx.xx	xx.xx	xx.xx	xx.xx	xx.xx	xx.xx
Spain	xx.xx	xx.xx	xx.xx	xx.xx	xx.xx	xx.xx	xx.xx	xx.xx
Sweden	xx.xx	xx.xx	xx.xx	xx.xx	xx.xx	xx.xx	xx.xx	xx.xx

Table 238. European Union SoC & Memory Semiconductor Tester Market Size, by Tester Type, 2017-2040 (USD Million)

Tester Type	2017	2024	2025	2026	2027	2032	2040	CAGR (%)
Combined SoC & Memory Testers	xx.xx	xx.xx	xx.xx	xx.xx	xx.xx	xx.xx	xx.xx	xx.xx
Memory Testers	xx.xx	xx.xx	xx.xx	xx.xx	xx.xx	xx.xx	xx.xx	xx.xx
SoC Testers	xx.xx	xx.xx	xx.xx	xx.xx	xx.xx	xx.xx	xx.xx	xx.xx
Total	**xx.xx**	**xx.xx**	**xx.xx**	**xx.xx**	**xx.xx**	**xx.xx**	**xx.xx**	**xx.xx**

Table 239. European Union SoC & Memory Semiconductor Tester Market Size, by Memory Testers, 2017-2040 (USD Million)

Memory Testers	2017	2024	2025	2026	2027	2032	2040	CAGR (%)
DRAM Testers	xx.xx	xx.xx	xx.xx	xx.xx	xx.xx	xx.xx	xx.xx	xx.xx
Multi-Family Memory Testers	xx.xx	xx.xx	xx.xx	xx.xx	xx.xx	xx.xx	xx.xx	xx.xx
Nonvolatile Memory Testers	xx.xx	xx.xx	xx.xx	xx.xx	xx.xx	xx.xx	xx.xx	xx.xx
SRAM Testers	xx.xx	xx.xx	xx.xx	xx.xx	xx.xx	xx.xx	xx.xx	xx.xx
Total	**xx.xx**	**xx.xx**	**xx.xx**	**xx.xx**	**xx.xx**	**xx.xx**	**xx.xx**	**xx.xx**

Table 240. European Union SoC & Memory Semiconductor Tester Market Size, by Platform Architecture, 2017-2040 (USD Million)

Platform Architecture	2017	2024	2025	2026	2027	2032	2040	CAGR (%)
Open-Standard ATE Platforms	xx.xx	xx.xx	xx.xx	xx.xx	xx.xx	xx.xx	xx.xx	xx.xx
Proprietary ATE Platforms	xx.xx	xx.xx	xx.xx	xx.xx	xx.xx	xx.xx	xx.xx	xx.xx
Total	**xx.xx**	**xx.xx**	**xx.xx**	**xx.xx**	**xx.xx**	**xx.xx**	**xx.xx**	**xx.xx**

Table 241. European Union SoC & Memory Semiconductor Tester Market Size, by Test Purpose, 2017-2040 (USD Million)

Test Purpose	2017	2024	2025	2026	2027	2032	2040	CAGR (%)
Combined Engineering and Production Testing	xx.xx	xx.xx	xx.xx	xx.xx	xx.xx	xx.xx	xx.xx	xx.xx
Engineering Evaluation and Characterization	xx.xx	xx.xx	xx.xx	xx.xx	xx.xx	xx.xx	xx.xx	xx.xx
Production Testing	xx.xx	xx.xx	xx.xx	xx.xx	xx.xx	xx.xx	xx.xx	xx.xx
Total	**xx.xx**	**xx.xx**	**xx.xx**	**xx.xx**	**xx.xx**	**xx.xx**	**xx.xx**	**xx.xx**

Table 242. European Union SoC & Memory Semiconductor Tester Market Size, by Semiconductor End Market, 2017-2040 (USD Million)

Semiconductor End Market	2017	2024	2025	2026	2027	2032	2040	CAGR (%)
Aerospace and Defense	xx.xx	xx.xx	xx.xx	xx.xx	xx.xx	xx.xx	xx.xx	xx.xx
Automotive	xx.xx	xx.xx	xx.xx	xx.xx	xx.xx	xx.xx	xx.xx	xx.xx
Communications	xx.xx	xx.xx	xx.xx	xx.xx	xx.xx	xx.xx	xx.xx	xx.xx
Computing	xx.xx	xx.xx	xx.xx	xx.xx	xx.xx	xx.xx	xx.xx	xx.xx
Consumer Electronics	xx.xx	xx.xx	xx.xx	xx.xx	xx.xx	xx.xx	xx.xx	xx.xx
Industrial Electronics	xx.xx	xx.xx	xx.xx	xx.xx	xx.xx	xx.xx	xx.xx	xx.xx
Total	**xx.xx**	**xx.xx**	**xx.xx**	**xx.xx**	**xx.xx**	**xx.xx**	**xx.xx**	**xx.xx**

Table 243. European Union SoC & Memory Semiconductor Tester Market Size, by Buyer Type, 2017-2040 (USD Million)

Buyer Type	2017	2024	2025	2026	2027	2032	2040	CAGR (%)
Fabless Semiconductor Companies	xx.xx	xx.xx	xx.xx	xx.xx	xx.xx	xx.xx	xx.xx	xx.xx
Integrated Device Manufacturers	xx.xx	xx.xx	xx.xx	xx.xx	xx.xx	xx.xx	xx.xx	xx.xx
Outsourced Assembly and Test Providers	xx.xx	xx.xx	xx.xx	xx.xx	xx.xx	xx.xx	xx.xx	xx.xx
Research and Academic Institutions	xx.xx	xx.xx	xx.xx	xx.xx	xx.xx	xx.xx	xx.xx	xx.xx
Semiconductor Design and IP Service Providers	xx.xx	xx.xx	xx.xx	xx.xx	xx.xx	xx.xx	xx.xx	xx.xx
Semiconductor Foundries	xx.xx	xx.xx	xx.xx	xx.xx	xx.xx	xx.xx	xx.xx	xx.xx
System Companies	xx.xx	xx.xx	xx.xx	xx.xx	xx.xx	xx.xx	xx.xx	xx.xx
Total	**xx.xx**	**xx.xx**	**xx.xx**	**xx.xx**	**xx.xx**	**xx.xx**	**xx.xx**	**xx.xx**

Table 244. European Union SoC & Memory Semiconductor Tester Market Size, by Acquisition Model, 2017-2040 (USD Million)

Acquisition Model	2017	2024	2025	2026	2027	2032	2040	CAGR (%)
Equipment Leasing	xx.xx	xx.xx	xx.xx	xx.xx	xx.xx	xx.xx	xx.xx	xx.xx
Equipment Purchase	xx.xx	xx.xx	xx.xx	xx.xx	xx.xx	xx.xx	xx.xx	xx.xx
Total	**xx.xx**	**xx.xx**	**xx.xx**	**xx.xx**	**xx.xx**	**xx.xx**	**xx.xx**	**xx.xx**

Table 245. European Union SoC & Memory Semiconductor Tester Market Size, by Sales Channel, 2017-2040 (USD Million)

Sales Channel	2017	2024	2025	2026	2027	2032	2040	CAGR (%)
Direct Sales	xx.xx	xx.xx	xx.xx	xx.xx	xx.xx	xx.xx	xx.xx	xx.xx
Distributor and Reseller Sales	xx.xx	xx.xx	xx.xx	xx.xx	xx.xx	xx.xx	xx.xx	xx.xx
Total	**xx.xx**	**xx.xx**	**xx.xx**	**xx.xx**	**xx.xx**	**xx.xx**	**xx.xx**	**xx.xx**

Table 246. European Union SoC & Memory Semiconductor Tester Market Size, by Test Insertion, 2017-2040 (USD Million)

Test Insertion	2017	2024	2025	2026	2027	2032	2040	CAGR (%)
In-Process Assembly Test	xx.xx	xx.xx	xx.xx	xx.xx	xx.xx	xx.xx	xx.xx	xx.xx
Multi-Insertion Test	xx.xx	xx.xx	xx.xx	xx.xx	xx.xx	xx.xx	xx.xx	xx.xx
Packaged-Device Test	xx.xx	xx.xx	xx.xx	xx.xx	xx.xx	xx.xx	xx.xx	xx.xx
Singulated-Die Test	xx.xx	xx.xx	xx.xx	xx.xx	xx.xx	xx.xx	xx.xx	xx.xx
Wafer-Level Test	xx.xx	xx.xx	xx.xx	xx.xx	xx.xx	xx.xx	xx.xx	xx.xx
Total	**xx.xx**	**xx.xx**	**xx.xx**	**xx.xx**	**xx.xx**	**xx.xx**	**xx.xx**	**xx.xx**

Sources & Evidence

1. Advantest - FY2024 Consolidated Financial Results Presentation, April 25, 2025

   • Evidence informing the 2023 market-value input; displayed series and growth include calculations: Quarterly product-revenue disclosures support calendar-2023 totals of JPY xx.xx for SoC testers and JPY xx.xx for memory testers, before modeled scope adjustments. ([advantest.com](https://www.advantest.com/document/en/investors/ir-library/result/JE_BIZ_250425_slide.pdf))

   • Evidence informing the 2024 market-value input; displayed series and growth include calculations: Quarterly product-revenue disclosures support calendar-2024 totals of JPY xx.xx for SoC testers and JPY xx.xx for memory testers; handling, services and system-level testing are disclosed separately. ([advantest.com](https://www.advantest.com/document/en/investors/ir-library/result/JE_BIZ_250425_slide.pdf))

2. Advantest - FY2025 Third Quarter Financial Results Presentation, January 28, 2026

- Evidence informing the 2025 market-value input; displayed series and growth include calculations: The disclosed January-March 2025 quarter and April-December 2025 quarters produce calendar-2025 SoC tester revenue of JPY xx.xx and memory tester revenue of JPY xx.xx. These are supplier revenues, not a published global market total. ([advantest.com](https://www.advantest.com/document/en/investors/ir-library/result/JE_BIZ_260128_slide.pdf))
- Evidence informing base-year allocation inputs; displayed values and growth are calculated: Quarterly product disclosures reconstruct calendar-2025 SoC revenue of JPY xx.xx, before the inherited eligible-SoC scope deduction.
- Evidence informing base-year allocation inputs; displayed values and growth are calculated: Quarterly memory revenue totals JPY xx.xx for calendar 2025, anchoring the memory equipment pool rather than a published global share.
- Evidence informing base-year allocation inputs; displayed values and growth are calculated: January-March memory revenue of JPY xx.xx supports the fiscal-to-calendar application-mix bridge.
- Evidence informing base-year allocation inputs; displayed values and growth are calculated: Quarterly SoC revenues of JPY xx.xx, xx.xx, xx.xx and xx.xx reconstruct calendar-2025 revenue of JPY xx.xx, the supplier revenue ceiling used for modeled eligible OPENSTAR attribution. ([advantest.com](https://www.advantest.com/document/en/investors/ir-library/result/JE_BIZ_260128_slide.pdf))
- Evidence informing base-year allocation inputs; displayed values and growth are calculated: Reported quarters support the calendar-2025 SoC revenue bridge used to estimate Computing's equipment weight. ([advantest.com](https://www.advantest.com/document/en/investors/ir-library/result/JE_BIZ_260128_slide.pdf))
- Evidence informing base-year allocation inputs; displayed values and growth are calculated: The same quarterly equipment revenues constrain the combined Computing/Communications budget before modeled separation. ([advantest.com](https://www.advantest.com/document/en/investors/ir-library/result/JE_BIZ_260128_slide.pdf))
- Evidence informing base-year allocation inputs; displayed values and growth are calculated: The quarterly product table independently reproduces calendar-2025 SoC revenue of JPY xx.xx and memory revenue of JPY xx.xx. These constrain the inherited equipment-revenue scale but do not disclose an acquisition-model split. ([advantest.com](https://www.advantest.com/document/en/investors/ir-library/result/JE_BIZ_260128_slide.pdf))
- Evidence informing base-year allocation inputs; displayed values and growth are calculated: Quarterly product disclosures reconstruct calendar-2025 SoC revenue of JPY xx.xx and memory revenue of JPY xx.xx, supporting the retained scoped manufacturer budget rather than an observed channel share. ([advantest.com](https://www.advantest.com/document/en/investors/ir-library/result/JE_BIZ_260128_slide.pdf))
- Evidence informing base-year allocation inputs; displayed values and growth are calculated: The manufacturer equipment budget provides the economic scale against which inherited intermediary penetration is allocated; the presentation does not quantify reseller receipts. ([advantest.com](https://www.advantest.com/document/en/investors/ir-library/result/JE_BIZ_260128_slide.pdf))
- Evidence informing base-year allocation inputs; displayed values and growth are calculated: Quarterly memory-system receipts reconstruct calendar-2025 revenue of JPY xx.xx, an input to the shared diversified-memory equipment budget.
- Evidence informing forecast-year allocation inputs; displayed values and growth are calculated: Quarterly memory-system receipts reconstruct calendar-2025 revenue of JPY xx.xx, an input to the shared diversified-memory equipment budget.
- Evidence informing base-year allocation inputs; displayed values and growth are calculated: The observed memory receipts constrain the parent purchasing budget from which the modeled intermediate-assembly portion is attributed; no insertion split is disclosed.
- Evidence informing forecast-year allocation inputs; displayed values and growth are calculated: The observed memory receipts constrain the parent purchasing budget from which the modeled intermediate-assembly portion is attributed; no insertion split is disclosed.
- Evidence informing base-year allocation inputs; displayed values and growth are calculated: Product-line receipts support the common equipment-budget bridge carried into the package-test allocation and its forecast starting weights.
- Evidence informing forecast-year allocation inputs; displayed values and growth are calculated: Product-line receipts support the common equipment-budget bridge carried into the package-test allocation and its forecast starting weights.

3. Advantest - FY2026 First Quarter Financial Results Presentation, July 29, 2026

- Evidence informing the 2026 market-value input; displayed series and growth include calculations: The presentation reports January-March 2026 SoC/memory revenues of JPY xx.xx/xx.xx and April-June revenues of JPY xx.xx/xx.xx. July guidance forecasts fiscal-2026 SoC/memory revenues of JPY xx.xx/xx.xx and supplies the fiscal-to-calendar bridge. Guidance is not realized revenue. ([advantest.com](https://www.advantest.com/document/en/investors/ir-library/result/JE_BIZ_260729_slide.pdf))
- Evidence informing the 2040 market-value input; displayed series and growth include calculations: Current equipment revenue and company-specific capacity plans constrain the forecast starting point, not the assumed long-run growth rate or the 2040 result. ([advantest.com](https://www.advantest.com/document/en/investors/ir-library/result/JE_BIZ_260729_slide.pdf))
- Evidence informing forecast-year allocation inputs; displayed values and growth are calculated: Actual quarterly SoC revenue and FY2026 product guidance constrain the inherited 2026 supplier bridge used to forecast relative category weights.
- Evidence informing forecast-year allocation inputs; displayed values and growth are calculated: January-March and April-June memory revenue of JPY xx.xx/xx.xx and FY2026 guidance of JPY xx.xx constrain the calendar bridge.
- Evidence informing base-year allocation inputs; displayed values and growth are calculated: Rounded fiscal DRAM mixes are xx.xx% for FY2024 and xx.xx% for FY2025; FY2026 guidance is xx.xx%. Calendar conversion and co-primary deductions are modeled.
- Evidence informing forecast-year allocation inputs; displayed values and growth are calculated: Rounded fiscal DRAM mixes are xx.xx% for FY2024 and xx.xx% for FY2025; FY2026 guidance is xx.xx%. Calendar conversion and co-primary deductions are modeled.
- Evidence informing base-year allocation inputs; displayed values and growth are calculated: Corresponding nonvolatile mixes are xx.xx%, xx.xx% and guided xx.xx%, qualifying an exclusively DRAM-led outlook without verifying future global shares.
- Evidence informing forecast-year allocation inputs; displayed values and growth are calculated: Corresponding nonvolatile mixes are xx.xx%, xx.xx% and guided xx.xx%, qualifying an exclusively DRAM-led outlook without verifying future global shares.
- Evidence informing base-year allocation inputs; displayed values and growth are calculated: Own SoC sales mix is approximately xx.xx% Computing/Communications in FY24 and xx.xx% in FY25; 2026 demand commentary constrains forecast direction, not the final share. ([advantest.com](https://www.advantest.com/document/en/investors/ir-library/result/JE_BIZ_260729_slide.pdf))
- Evidence informing forecast-year allocation inputs; displayed values and growth are calculated: Own SoC sales mix is approximately xx.xx% Computing/Communications in FY24 and xx.xx% in FY25; 2026 demand commentary constrains forecast direction, not the final share. ([advantest.com](https://www.advantest.com/document/en/investors/ir-library/result/JE_BIZ_260729_slide.pdf))
- Evidence informing base-year allocation inputs; displayed values and growth are calculated: Reported combined application proportions constrain the common budget; the separate Communications allocation and future mix remain modeled. ([advantest.com](https://www.advantest.com/document/en/investors/ir-library/result/JE_BIZ_260729_slide.pdf))
- Evidence informing forecast-year allocation inputs; displayed values and growth are calculated: Reported combined application proportions constrain the common budget; the separate Communications allocation and future mix remain modeled. ([advantest.com](https://www.advantest.com/document/en/investors/ir-library/result/JE_BIZ_260729_slide.pdf))

4. Teradyne, Inc. - Form 10-K for the Year Ended December 31, 2025
   - Evidence informing the 2023 market-value input; displayed series and growth include calculations: The revenue-disaggregation table reports 2023 point-in-time SoC revenue of USD xx.xx and memory revenue of USD xx.xx. Replacement parts require a further modeled deduction. ([investors.teradyne.com](https://investors.teradyne.com/sec-filings/all-sec-filings/content/xx.xx-xx.xx-xx.xx/xx.xx-xx.xx-xx.xx.pdf))
   - Evidence informing the 2024 market-value input; displayed series and growth include calculations: The filing reports 2024 point-in-time SoC revenue of USD xx.xx and memory revenue of USD xx.xx separately from over-time revenue and IST. ([investors.teradyne.com](https://investors.teradyne.com/sec-filings/all-sec-filings/content/xx.xx-xx.xx-xx.xx/xx.xx-xx.xx-xx.xx.pdf))
   - Evidence informing the 2025 market-value input; displayed series and growth include calculations: The filing reports 2025 point-in-time SoC revenue of USD xx.xx and memory revenue of USD xx.xx. Point-in-time recognition includes products and replacement parts and is therefore an equipment proxy rather than an exact complete-system subtotal. ([investors.teradyne.com](https://investors.teradyne.com/sec-filings/all-sec-filings/content/xx.xx-xx.xx-xx.xx/xx.xx-xx.xx-xx.xx.pdf))
   - Evidence informing base-year allocation inputs; displayed values and growth are calculated: 2025 point-in-time SoC revenue is USD xx.xx; equipment and eligible-device deductions remain modeled.
   - Evidence informing base-year allocation inputs; displayed values and growth are calculated: 2025 point-in-time memory revenue is USD xx.xx; replacement parts require the inherited equipment adjustment.
   - Evidence informing base-year allocation inputs; displayed values and growth are calculated: The filing identifies DRAM/HBM commercial activity; it does not disclose the modeled annual DRAM configuration fraction.
   - Evidence informing base-year allocation inputs; displayed values and growth are calculated: Magnum flash-memory activity supports nonvolatile category participation, not the assumed annual sales fraction.
   - Evidence informing base-year allocation inputs; displayed values and growth are calculated: Separately reported specifying and purchasing customers support treating commercial roles distinctly, without adding overlapping customer percentages.
   - Evidence informing forecast-year allocation inputs; displayed values and growth are calculated: Separately reported specifying and purchasing customers support treating commercial roles distinctly, without adding overlapping customer percentages.
   - Evidence informing base-year allocation inputs; displayed values and growth are calculated: Reported 2024-2025 product revenues supply a realized-demand challenge, but do not identify engineering-only sales; the allocation retains this attribution limitation. ([investors.teradyne.com](https://investors.teradyne.com/sec-filings/all-sec-filings/content/xx.xx-xx.xx-xx.xx/xx.xx-xx.xx-xx.xx.pdf))
   - Evidence informing forecast-year allocation inputs; displayed values and growth are calculated: Reported 2024-2025 product revenues supply a realized-demand challenge, but do not identify engineering-only sales; the allocation retains this attribution limitation. ([investors.teradyne.com](https://investors.teradyne.com/sec-filings/all-sec-filings/content/xx.xx-xx.xx-xx.xx/xx.xx-xx.xx-xx.xx.pdf))
   - Evidence informing base-year allocation inputs; displayed values and growth are calculated: Point-in-time SoC revenue grew approximately xx.xx% while memory declined approximately xx.xx%, qualifying uniform-growth assumptions rather than directly establishing purpose shares. ([investors.teradyne.com](https://investors.teradyne.com/sec-filings/all-sec-filings/content/xx.xx-xx.xx-xx.xx/xx.xx-xx.xx-xx.xx.pdf))
   - Evidence informing forecast-year allocation inputs; displayed values and growth are calculated: Point-in-time SoC revenue grew approximately xx.xx% while memory declined approximately xx.xx%, qualifying uniform-growth assumptions rather than directly establishing purpose shares. ([investors.teradyne.com](https://investors.teradyne.com/sec-filings/all-sec-filings/content/xx.xx-xx.xx-xx.xx/xx.xx-xx.xx-xx.xx.pdf))
   - Evidence informing base-year allocation inputs; displayed values and growth are calculated: Distinguishes platform specifiers from purchasing customers, supporting the requirement for an accepted joint remit rather than inferring it from platform selection. ([investors.teradyne.com](https://investors.teradyne.com/sec-filings/all-sec-filings/content/xx.xx-xx.xx-xx.xx/xx.xx-xx.xx-xx.xx.pdf))
   - Evidence informing forecast-year allocation inputs; displayed values and growth are calculated: Distinguishes platform specifiers from purchasing customers, supporting the requirement for an accepted joint remit rather than inferring it from platform selection.

5. Teradyne, Inc. - Form 10-Q for the Quarterly Period Ended June 28, 2026
   - Evidence informing the 2026 market-value input; displayed series and growth include calculations: First-half 2026 point-in-time revenue was USD xx.xx for SoC and USD xx.xx for memory. Comparable first-half 2025 amounts were USD xx.xx and USD xx.xx independently establishing strong realized growth before the modeled second half. ([investors.teradyne.com](https://investors.teradyne.com/sec-filings/all-sec-filings/content/xx.xx-xx.xx-xx.xx/xx.xx-xx.xx-xx.xx.pdf))
   - Evidence informing forecast-year allocation inputs; displayed values and growth are calculated: First-half 2026 point-in-time SoC revenue of USD xx.xx anchors the scoped and annualized SoC forecast input.
   - Evidence informing forecast-year allocation inputs; displayed values and growth are calculated: First-half 2026 point-in-time memory revenue of USD xx.xx anchors the memory forecast pool; second-half realization remains assumed.
   - Evidence informing forecast-year allocation inputs; displayed values and growth are calculated: The observed memory pool constrains the forecast numerator to which the explicitly assumed small SRAM fraction is applied; SRAM sales are not separately disclosed.
   - Evidence informing forecast-year allocation inputs; displayed values and growth are calculated: The observed memory pool constrains modeled multi-family attribution, but does not independently establish co-primary configuration sales.
   - Evidence informing forecast-year allocation inputs; displayed values and growth are calculated: The scoped memory forecast pool supplies one bounded source of combined-configuration value; the co-primary fraction remains assumed.
6. Cohu, Inc. - Form 10-K for the Fiscal Year Ended December 27, 2025
   - Evidence informing the 2023 market-value input; displayed series and growth include calculations: Cohu reports 2023 systems-semiconductor test and inspection revenue of USD xx.xx. Only an assumed complete-tester and eligible-device portion enters this market. ([sec.gov](https://www.sec.gov/Archives/edgar/data/xx.xx/xx.xx/cohu20251227_10k.htm))
   - Evidence informing the 2024 market-value input; displayed series and growth include calculations: Cohu reports 2024 systems-semiconductor test and inspection revenue of USD xx.xx separately from non-systems revenue. ([sec.gov](https://www.sec.gov/Archives/edgar/data/xx.xx/xx.xx/cohu20251227_10k.htm))
   - Evidence informing the 2025 market-value input; displayed series and growth include calculations: Cohu reports 2025 systems-semiconductor test and inspection revenue of USD xx.xx. Automation, inspection, interfaces and recurring services prevent attribution of the whole company to SoC testers. ([sec.gov](https://www.sec.gov/Archives/edgar/data/xx.xx/xx.xx/cohu20251227_10k.htm))
   - Evidence informing base-year allocation inputs; displayed values and growth are calculated: Cohu describes a primarily direct commercial model supported by targeted independent representatives, supporting direct attribution where the manufacturer remains the contractual seller. ([sec.gov](https://www.sec.gov/Archives/edgar/data/xx.xx/xx.xx/cohu20251227_10k.htm))
   - Evidence informing forecast-year allocation inputs; displayed values and growth are calculated: Cohu describes a primarily direct commercial model supported by targeted independent representatives, supporting direct attribution where the manufacturer remains the contractual seller. ([sec.gov](https://www.sec.gov/Archives/edgar/data/xx.xx/xx.xx/cohu20251227_10k.htm))
   - Evidence informing base-year allocation inputs; displayed values and growth are calculated: Independent-representative commissions are identified in selling expenses; representation alone does not establish title-taking equipment resale or a numerical distributor share. ([sec.gov](https://www.sec.gov/Archives/edgar/data/xx.xx/xx.xx/cohu20251227_10k.htm))
   - Evidence informing forecast-year allocation inputs; displayed values and growth are calculated: Independent-representative commissions are identified in selling expenses; representation alone does not establish title-taking equipment resale or a numerical distributor share. ([sec.gov](https://www.sec.gov/Archives/edgar/data/xx.xx/xx.xx/cohu20251227_10k.htm))

7. Hangzhou Changchuan Technology Co., Ltd. - 2025 Annual Report
   - Evidence informing the 2024 market-value input; displayed series and growth include calculations: The product table reports 2024 tester revenue of CNY xx.xx, distinct from handlers and other products. Its SoC-eligible portion remains modeled. ([static.cninfo.com.cn](https://static.cninfo.com.cn/finalpage/2026-xx.xx-xx.xx/xx.xx.PDF))
   - Evidence informing the 2025 market-value input; displayed series and growth include calculations: The product table reports 2025 tester revenue of CNY xx.xx. The filing's broader analog and digital portfolio requires a scope adjustment rather than inclusion of all tester revenue. ([static.cninfo.com.cn](https://static.cninfo.com.cn/finalpage/2026-xx.xx-xx.xx/xx.xx.PDF))
8. YC Corporation - Business Report for the Year Ended December 31, 2025
   - Evidence informing the 2023 market-value input; displayed series and growth include calculations: The sales table reports KRW xx.xx for the 2023 memory-wafer-tester, semiconductor-equipment, parts, modification and related category. Complete-equipment attribution requires a deduction. ([kind.krx.co.kr](https://kind.krx.co.kr/external/2026/xx.xx/xx.xx/xx.xx/xx.xx/xx.xx.htm))
   - Evidence informing the 2024 market-value input; displayed series and growth include calculations: The comparable 2024 category revenue is KRW xx.xx, not an independently isolated complete-tester total. ([kind.krx.co.kr](https://kind.krx.co.kr/external/2026/xx.xx/xx.xx/xx.xx/xx.xx/xx.xx.htm))
   - Evidence informing the 2025 market-value input; displayed series and growth include calculations: The comparable 2025 category revenue is KRW xx.xx. Parts, modifications and other equipment remain a material scope uncertainty. ([kind.krx.co.kr](https://kind.krx.co.kr/external/2026/xx.xx/xx.xx/xx.xx/xx.xx/xx.xx.htm))
   - Evidence informing base-year allocation inputs; displayed values and growth are calculated: YC reports KRW xx.xx in a broad memory-wafer-tester, parts, modification and related revenue category, constraining the inherited equipment budget.
   - Evidence informing base-year allocation inputs; displayed values and growth are calculated: The company's own business description establishes DRAM equipment activity; the assumed xx.xx% allocation is not disclosed.
   - Evidence informing base-year allocation inputs; displayed values and growth are calculated: NAND equipment participation establishes the nonvolatile commercial mapping; the assumed xx.xx% allocation is not an observed split.
9. Chroma ESG - About Chroma: 2025 Group Financial and Operating Profile
   - Evidence informing the 2025 market-value input; displayed series and growth include calculations: Chroma's own disclosure states 2025 group consolidated revenue of USD xx.xx. This broad corporate amount constrains, but does not directly measure, its eligible complete-SoC-tester revenue. ([csr.chromaate.com](https://csr.chromaate.com/en/esg-en/green-chroma-en/brand-en))
10. Chroma ESG - Green Revenue and Financial Performance, 2025
    - Evidence informing the 2024 market-value input; displayed series and growth include calculations: Chroma reports 2025 consolidated revenue growth of xx.xx%. The model uses this company growth rate to backcast its small 2024 scoped revenue budget at a constant conversion basis, not as an observed 2024 tester subtotal. ([csr.chromaate.com](https://csr.chromaate.com/en/esg-en/green-chroma-en/green-revenue-en))
    - Evidence informing the 2025 market-value input; displayed series and growth include calculations: The disclosure distinguishes broad measurement products and SLT demand, reinforcing the need to exclude unrelated corporate revenue from the SoC/memory tester estimate. ([csr.chromaate.com](https://csr.chromaate.com/en/esg-en/green-chroma-en/green-revenue-en))

11. Federal Reserve Board - Foreign Exchange Rates, G.5A, January 5, 2026

· Evidence informing the 2023 market-value input; displayed series and growth include calculations: The official annual-average exchange-rate release supplies the currency-conversion benchmark; the model uses JPY xx.xx per USD for its large calendar-2023 Japanese revenue anchor and an explicitly rounded KRW conversion for the smaller Korean budget. ([fred.stlouisfed.org](https://fred.stlouisfed.org/series/AEXJPUS/))

· Evidence informing the 2024 market-value input; displayed series and growth include calculations: The model uses JPY xx.xx per USD for calendar 2024; small CNY and KRW budgets use disclosed approximate conversion assumptions close to the official annual averages. ([fred.stlouisfed.org](https://fred.stlouisfed.org/series/AEXJPUS/))

· Evidence informing the 2025 market-value input; displayed series and growth include calculations: The model uses JPY xx.xx per USD for calendar 2025. CNY xx.xx and KRW xx.xx per USD are rounded modeling conventions, not the release's exact observations. ([fred.stlouisfed.org](https://fred.stlouisfed.org/series/AEXJPUS/))

12. SEMI - 2018 Global Semiconductor Equipment Sales Jump to Record USD 64.5 Billion

· Evidence informing the 2017 market-value input; displayed series and growth include calculations: The association's member-billings release reports xx.xx% growth in total test equipment sales in 2018. Its inverse supplies the 2017 historical proxy; it is not a direct observation of the narrower captured market. ([www1.semi.org](https://www1.semi.org/en/2018-global-semiconductor-equipment-sales-jump-record-xx.xx-billion))

· Evidence informing the 2018 market-value input; displayed series and growth include calculations: The release reports approximately USD xx.xx of total semiconductor-equipment sales in 2018, used only with the 2019 equipment total as a disclosed broad-cycle proxy. ([www1.semi.org](https://www1.semi.org/en/2018-global-semiconductor-equipment-sales-jump-record-xx.xx-billion))

13. SEMI - 2020 Global Semiconductor Equipment Sales Surge 19% to Industry Record USD 71.2 Billion

· Evidence informing the 2018 market-value input; displayed series and growth include calculations: The release reports 2019 total equipment billings of USD xx.xx. Relative to the published approximate 2018 total, this supplies a broad-equipment downturn proxy, not an observed SoC/memory tester growth rate. ([semi.org](https://www.semi.org/en/news-media-press/semi-press-releases/annual-global-semiconductor-equipment-sales))

· Evidence informing the 2019 market-value input; displayed series and growth include calculations: Reported 2020 total-test-equipment growth of xx.xx% supplies the inverse bridge into 2019. ([semi.org](https://www.semi.org/en/news-media-press/semi-press-releases/annual-global-semiconductor-equipment-sales))

· Evidence informing the 2020 market-value input; displayed series and growth include calculations: The association's member-submitted billings dataset reports xx.xx% total-test-equipment growth in 2020, used as a historical demand-cycle proxy. ([semi.org](https://www.semi.org/en/news-media-press/semi-press-releases/annual-global-semiconductor-equipment-sales))

14. SEMI - 2021 Global Semiconductor Equipment Sales Surge 44% to Industry Record USD 102.6 Billion

· Evidence informing the 2020 market-value input; displayed series and growth include calculations: Reported total-test-equipment sales growth of xx.xx% in 2021 supports the inverse bridge from the 2021 estimate to 2020. ([semi.org](https://www.semi.org/en/news-media-press-releases/semi-press-releases/2021-global-semiconductor-equipment-sales-surge-xx.xx%xx.xx-to-industry-record-%xx.xx-billion-semi-reports))

· Evidence informing the 2021 market-value input; displayed series and growth include calculations: The xx.xx% test-equipment increase is a member-billings observation for a broader equipment class, not the final market value returned here. ([semi.org](https://www.semi.org/en/news-media-press-releases/semi-press-releases/2021-global-semiconductor-equipment-sales-surge-xx.xx%xx.xx-to-industry-record-%xx.xx-billion-semi-reports))

15. SEMI - Global Semiconductor Equipment Billings Reach Industry Record USD 107.6 Billion in 2022

· Evidence informing the 2021 market-value input; displayed series and growth include calculations: The release reports a xx.xx% contraction in total-test-equipment billings in 2022, supporting the inverse historical bridge into 2021. ([semi.org](https://www.semi.org/en/news-media-press-releases/semi-press-releases/global-semiconductor-equipment-billings-reach-industry-record-%xx.xx-billion-in-2022-semi-reports))

16. SEMI - Global Semiconductor Equipment Billings Slip to USD 106.3 Billion in 2023

· Evidence informing the 2023 market-value input; displayed series and growth include calculations: The xx.xx% broader test-equipment decline supplies a historical-cycle constraint and one small-supplier backcast assumption, not the target-market level.
([semi.org](https://www.semi.org/en/news-media-press-releases/semi-press-releases/global-semiconductor-equipment-billings-slip-to-%xx.xx-billion-in-2023-semi-reports))

17. SEMI - Global Semiconductor Equipment Billings Surged to USD 117 Billion in 2024

· Evidence informing the 2024 market-value input; displayed series and growth include calculations: Realized total-test-equipment billings increased xx.xx% in 2024. This independently checks the direction and approximate magnitude of the modeled target-market recovery without substituting the broader category for this market.
([semi.org](https://www.semi.org/en/semi-press-release/global-semiconductor-equipment-billings-surged-to-xx.xx-billion-dollars-in-2024-semi-reports))

18. SEMI - Global Semiconductor Equipment Billings Reached USD 135 Billion in 2025

· Evidence informing the 2025 market-value input; displayed series and growth include calculations: The association reports realized total-test-equipment billings growth of xx.xx% in 2025. The modeled target-market increase of approximately xx.xx% is directionally consistent; differing product boundaries prevent an exact reconciliation.
([semi.org](https://www.semi.org/en/SEMI-Reports-Global-Semiconductor-Equipment-Billings-Reached-xx.xx-Billion-in-2025))

19. Advantest - Annual Securities Report and Business Report for the Year Ended March 31, 2026

- Evidence informing the 2025 market-value input; displayed series and growth include calculations: Note xx.xx identifies customer operating leases of semiconductor test systems and JPY xx.xx of future payments receivable at March xx.xx 2025. This establishes a small supplier-specific leasing activity, not annual global leasing revenue. ([advantest.com](https://www.advantest.com/document/en/investors/ir-library/report/IR_SecuritiesandBusinesReport_84th_en.pdf))
- Evidence informing the 2026 market-value input; displayed series and growth include calculations: Future customer lease payments receivable were JPY xx.xx at March xx.xx 2026; disclosed terms were one to three years and noncancelable. These figures qualify any assumption that OEM leasing is necessarily large or offers flexible exit. ([advantest.com](https://www.advantest.com/document/en/investors/ir-library/report/IR_SecuritiesandBusinesReport_84th_en.pdf))
- Evidence informing base-year allocation inputs; displayed values and growth are calculated: Named NVIDIA-group customer receipts constrain direct fabless purchasing; fiscal/calendar and eligible-equipment attribution remain modeled.
- Evidence informing forecast-year allocation inputs; displayed values and growth are calculated: Named NVIDIA-group customer receipts constrain direct fabless purchasing; fiscal/calendar and eligible-equipment attribution remain modeled.
- Evidence informing base-year allocation inputs; displayed values and growth are calculated: Named TSMC customer receipts anchor the foundry purchasing model; other suppliers and foundries require explicit coverage assumptions.
- Evidence informing forecast-year allocation inputs; displayed values and growth are calculated: Named TSMC customer receipts anchor the foundry purchasing model; other suppliers and foundries require explicit coverage assumptions.
- Evidence informing base-year allocation inputs; displayed values and growth are calculated: The equipment-revenue policy recognizes product revenue when control transfers on contractual delivery or acceptance, supporting the purchase classification rather than service-revenue attribution. ([advantest.com](https://www.advantest.com/document/en/investors/ir-library/report/IR_SecuritiesandBusinesReport_84th_en.pdf))
- Evidence informing forecast-year allocation inputs; displayed values and growth are calculated: The equipment-revenue policy recognizes product revenue when control transfers on contractual delivery or acceptance, supporting the purchase classification rather than service-revenue attribution. ([advantest.com](https://www.advantest.com/document/en/investors/ir-library/report/IR_SecuritiesandBusinesReport_84th_en.pdf))
- Evidence informing base-year allocation inputs; displayed values and growth are calculated: Note xx.xx discloses customer operating leases, one-to-three-year noncancelable terms, and remaining payments of JPY xx.xx and JPY xx.xx at March xx.xx 2025 and March xx.xx 2026. These constrain contractual and adoption assumptions, not annual global leasing revenue or the final forecast share. ([advantest.com](https://www.advantest.com/document/en/investors/ir-library/report/IR_SecuritiesandBusinesReport_84th_en.pdf))
- Evidence informing forecast-year allocation inputs; displayed values and growth are calculated: Note xx.xx discloses customer operating leases, one-to-three-year noncancelable terms, and remaining payments of JPY xx.xx and JPY xx.xx at March xx.xx 2025 and March xx.xx 2026. These constrain contractual and adoption assumptions, not annual global leasing revenue or the final forecast share. ([advantest.com](https://www.advantest.com/document/en/investors/ir-library/report/IR_SecuritiesandBusinesReport_84th_en.pdf))
- Evidence informing base-year allocation inputs; displayed values and growth are calculated: Wholly owned regional test-system sales subsidiaries establish consolidated manufacturer selling, while customer operating leases establish an OEM leasing route; both support the contractual-role allocation premise. ([advantest.com](https://www.advantest.com/document/en/investors/ir-library/report/IR_SecuritiesandBusinesReport_84th_en.pdf))
- Evidence informing forecast-year allocation inputs; displayed values and growth are calculated: Wholly owned regional test-system sales subsidiaries establish consolidated manufacturer selling, while customer operating leases establish an OEM leasing route; both support the contractual-role allocation premise. ([advantest.com](https://www.advantest.com/document/en/investors/ir-library/report/IR_SecuritiesandBusinesReport_84th_en.pdf))
- Evidence informing base-year allocation inputs; displayed values and growth are calculated: Future customer lease payments of JPY xx.xx at March xx.xx 2025 and JPY xx.xx at March xx.xx 2026 are supplier-specific receivables, not annual global merchant lease revenue; they limit rather than verify the leasing assumptions. ([advantest.com](https://www.advantest.com/document/en/investors/ir-library/report/IR_SecuritiesandBusinesReport_84th_en.pdf))

20. Amkor Technology, Inc. - Form 10-K for the Year Ended December 31, 2025

- Evidence informing the 2025 market-value input; displayed series and growth include calculations: Amkor reports 2025 capital expenditures of USD xx.xx versus USD xx.xx in 2024, covering packaging, testing and facilities. The amount is a buyer-spending constraint, not tester-only spending. ([sec.gov](https://www.sec.gov/Archives/edgar/data/xx.xx/xx.xx/amkr-xx.xx.htm))
- Evidence informing the 2026 market-value input; displayed series and growth include calculations: The filing's USD xx.xx-xx.xx 2026 capital-expenditure expectation is primarily increased by Arizona construction. It cannot be treated as an equivalent tester award or annual tester-market increment. ([sec.gov](https://www.sec.gov/Archives/edgar/data/xx.xx/xx.xx/amkr-xx.xx.htm))
- Evidence informing the 2028 market-value input; displayed series and growth include calculations: Standardized tester investment, customer-consigned equipment and equipment-redeployment risks qualify the conversion from announced capacity projects to incremental tester purchases. No project investment is added directly to the 2028 forecast. ([sec.gov](https://www.sec.gov/Archives/edgar/data/xx.xx/xx.xx/amkr-xx.xx.htm))
- Evidence informing the 2029 market-value input; displayed series and growth include calculations: The buyer's broad spending and commitment disclosures support retaining procurement-conversion and reuse uncertainty rather than equating project completion with tester sales. ([sec.gov](https://www.sec.gov/Archives/edgar/data/xx.xx/xx.xx/amkr-xx.xx.htm))
- Evidence informing base-year allocation inputs; displayed values and growth are calculated: Portugal operating assets support an eligible production and engineering purchaser pool.
- Evidence informing forecast-year allocation inputs; displayed values and growth are calculated: Portugal operating assets support an eligible production and engineering purchaser pool.
- Evidence informing base-year allocation inputs; displayed values and growth are calculated: The test-equipment accounting-life extension from five to seven years constrains the annualized production denominator against which engineering purchasing is compared. ([sec.gov](https://www.sec.gov/Archives/edgar/data/xx.xx/xx.xx/amkr-xx.xx.htm))
- Evidence informing forecast-year allocation inputs; displayed values and growth are calculated: The test-equipment accounting-life extension from five to seven years constrains the annualized production denominator against which engineering purchasing is compared. ([sec.gov](https://www.sec.gov/Archives/edgar/data/xx.xx/xx.xx/amkr-xx.xx.htm))
- Evidence informing base-year allocation inputs; displayed values and growth are calculated: Seven-year test-equipment accounting life anchors the selected purchasing-frequency proxy; broad capital expenditure is not treated as tester-only spending. ([sec.gov](https://www.sec.gov/Archives/edgar/data/xx.xx/xx.xx/amkr-xx.xx.htm))
- Evidence informing forecast-year allocation inputs; displayed values and growth are calculated: Seven-year test-equipment accounting life anchors the selected purchasing-frequency proxy; broad capital expenditure is not treated as tester-only spending. ([sec.gov](https://www.sec.gov/Archives/edgar/data/xx.xx/xx.xx/amkr-xx.xx.htm))
- Evidence informing base-year allocation inputs; displayed values and growth are calculated: Standardized platforms and customer-consigned testers qualify ownership and reuse attribution; these conditions do not establish accepted joint-purpose deployment. ([sec.gov](https://www.sec.gov/Archives/edgar/data/xx.xx/xx.xx/amkr-xx.xx.htm))
- Evidence informing forecast-year allocation inputs; displayed values and growth are calculated: Standardized platforms and customer-consigned testers qualify ownership and reuse attribution; these conditions do not establish accepted joint-purpose deployment. ([sec.gov](https://www.sec.gov/Archives/edgar/data/xx.xx/xx.xx/amkr-xx.xx.htm))
- Evidence informing base-year allocation inputs; displayed values and growth are calculated: The buyer reports approximately xx.xx% Computing sales and standardized tester investment, providing a representativeness and reuse check, not equipment-market weights. ([sec.gov](https://www.sec.gov/Archives/edgar/data/xx.xx/xx.xx/amkr-xx.xx.htm))
- Evidence informing forecast-year allocation inputs; displayed values and growth are calculated: The buyer reports approximately xx.xx% Computing sales and standardized tester investment, providing a representativeness and reuse check, not equipment-market weights. ([sec.gov](https://www.sec.gov/Archives/edgar/data/xx.xx/xx.xx/amkr-xx.xx.htm))
- Evidence informing base-year allocation inputs; displayed values and growth are calculated: Approximately xx.xx% Communications sales and customer-consigned equipment demonstrate why operator revenue and ownership cannot directly determine tester purchasing shares. ([sec.gov](https://www.sec.gov/Archives/edgar/data/xx.xx/xx.xx/amkr-xx.xx.htm))
- Evidence informing forecast-year allocation inputs; displayed values and growth are calculated: Approximately xx.xx% Communications sales and customer-consigned equipment demonstrate why operator

21. Intel Corporation - Form 10-K for the Year Ended December 27, 2025
    - Evidence informing forecast-year allocation inputs; displayed values and growth are calculated: Discontinued Germany expansion constrains the forecast; no canceled-project tester increment is included.
    - Evidence informing forecast-year allocation inputs; displayed values and growth are calculated: Discontinued Poland expansion constrains the forecast equipment pool.
22. NXP Semiconductors - 2025 Annual Report and Financial Statements
    - Evidence informing base-year allocation inputs; displayed values and growth are calculated: A Netherlands operating manufacturing site constrains the local equipment-purchaser premise without equating chip output to tester demand.
    - Evidence informing forecast-year allocation inputs; displayed values and growth are calculated: A Netherlands operating manufacturing site constrains the local equipment-purchaser premise without equating chip output to tester demand.
23. Teradyne - Magnum 2 Memory Test Solution
    - Evidence informing base-year allocation inputs; displayed values and growth are calculated: Magnum xx.xx lists SRAM applications, establishing a commercial category mapping without supplying a revenue weight.
    - Evidence informing forecast-year allocation inputs; displayed values and growth are calculated: Magnum xx.xx lists SRAM applications, establishing a commercial category mapping without supplying a revenue weight.
    - Evidence informing base-year allocation inputs; displayed values and growth are calculated: DRAM, SRAM, NOR and NAND capability overlaps support mutually exclusive configuration attribution rather than adding advertised capabilities as sales.
    - Evidence informing forecast-year allocation inputs; displayed values and growth are calculated: DRAM, SRAM, NOR and NAND capability overlaps support mutually exclusive configuration attribution rather than adding advertised capabilities as sales.
    - Evidence informing base-year allocation inputs; displayed values and growth are calculated: Low-end SoC and memory applications identify a candidate combined-capability pool; actual joint customer mandates and numerical fractions remain unmeasured.
    - Evidence informing forecast-year allocation inputs; displayed values and growth are calculated: Low-end SoC and memory applications identify a candidate combined-capability pool; actual joint customer mandates and numerical fractions remain unmeasured.
    - Evidence informing base-year allocation inputs; displayed values and growth are calculated: Separately identifies an engineering configuration, supporting purpose classification and the direction of the modeled realization difference, not its exact numerical price ratio. ([teradyne.com](https://www.teradyne.com/products/magnum-xx.xx/))
    - Evidence informing forecast-year allocation inputs; displayed values and growth are calculated: Separately identifies an engineering configuration, supporting purpose classification and the direction of the modeled realization difference, not its exact numerical price ratio. ([teradyne.com](https://www.teradyne.com/products/magnum-xx.xx/))
    - Evidence informing base-year allocation inputs; displayed values and growth are calculated: Separately identifies production configurations, supporting production-purpose attribution rather than classification from family-wide capability alone. ([teradyne.com](https://www.teradyne.com/products/magnum-xx.xx/))
    - Evidence informing forecast-year allocation inputs; displayed values and growth are calculated: Separately identifies production configurations, supporting production-purpose attribution rather than classification from family-wide capability alone. ([teradyne.com](https://www.teradyne.com/products/magnum-xx.xx/))
    - Evidence informing base-year allocation inputs; displayed values and growth are calculated: Engineering programs can transfer to production versions; this supports conditional continuity but does not measure joint-purpose purchases or the forecast adoption multiplier. ([teradyne.com](https://www.teradyne.com/products/magnum-xx.xx/))
    - Evidence informing forecast-year allocation inputs; displayed values and growth are calculated: Engineering programs can transfer to production versions; this supports conditional continuity but does not measure joint-purpose purchases or the forecast adoption multiplier. ([teradyne.com](https://www.teradyne.com/products/magnum-xx.xx/))

24. Advantest - T5835 Memory Test System
    - Evidence informing base-year allocation inputs; displayed values and growth are calculated: T5835 is commercially positioned for both DRAM and NAND, supporting the cross-family classification premise but not the modeled co-primary revenue fraction.
    - Evidence informing forecast-year allocation inputs; displayed values and growth are calculated: T5835 is commercially positioned for both DRAM and NAND, supporting the cross-family classification premise but not the modeled co-primary revenue fraction.
25. Advantest - T5503HS2 Memory Test System
    - Evidence informing base-year allocation inputs; displayed values and growth are calculated: DRAM/HBM product positioning establishes category mapping; the documented installed-T5503 upgrade path supports retaining upgrade-substitution uncertainty rather than assuming universal replacement.
    - Evidence informing forecast-year allocation inputs; displayed values and growth are calculated: DRAM/HBM product positioning establishes category mapping; the documented installed-T5503 upgrade path supports retaining upgrade-substitution uncertainty rather than assuming universal replacement.
26. Advantest will Showcase Latest Memory Test Solutions at Future of Memory and Storage 2024
    - Evidence informing base-year allocation inputs; displayed values and growth are calculated: The August xx.xx 2024 announcement identifies T5835 among promoted memory offerings, establishing pre-base-year commercial positioning without proving customer acceptance or sales mix.
27. Advantest - V93000 SoC Test Systems
    - Evidence informing base-year allocation inputs; displayed values and growth are calculated: Advantest classifies V93000 as a SoC Test System, supporting the commercial mapping of its reported SoC equipment pool without establishing a sales percentage.
    - Evidence informing forecast-year allocation inputs; displayed values and growth are calculated: Advantest classifies V93000 as a SoC Test System, supporting the commercial mapping of its reported SoC equipment pool without establishing a sales percentage.
    - Evidence informing base-year allocation inputs; displayed values and growth are calculated: V93000 documentation identifies reusable programs and interface hardware across generations and supplier-developed SmarTest software. These support the retained-investment condition, not a measured switching rate or forecast share. ([advantest.com](https://www.advantest.com/en/products/semiconductor-test-system/soc/v93000/))
    - Evidence informing forecast-year allocation inputs; displayed values and growth are calculated: V93000 documentation identifies reusable programs and interface hardware across generations and supplier-developed SmarTest software. These support the retained-investment condition, not a measured switching rate or forecast share. ([advantest.com](https://www.advantest.com/en/products/semiconductor-test-system/soc/v93000/))
28. Emerson Electric Co. - Form 10-K for the Year Ended September 30, 2025
    - Evidence informing base-year allocation inputs; displayed values and growth are calculated: Reported Test & Measurement sales of USD xx.xx in FY2025 and USD xx.xx in FY2024 constrain the broad NI revenue proxy, not complete SoC/memory tester revenue. ([ir.emerson.com](https://ir.emerson.com/sec-filings/all-sec-filings/content/xx.xx-xx.xx-xx.xx/emr-xx.xx.htm))
29. Emerson Electric Co. - Form 10-Q for the Quarter Ended December 31, 2025
    - Evidence informing base-year allocation inputs; displayed values and growth are calculated: December-quarter Test & Measurement sales of USD xx.xx versus USD xx.xx supply the approximate calendar bridge. Prior-period segment presentation was reclassified, limiting level comparability. ([sec.gov](https://www.sec.gov/Archives/edgar/data/xx.xx/xx.xx/emr-xx.xx.htm))
30. National Instruments Corporation - 2022 Annual Report
    - Evidence informing base-year allocation inputs; displayed values and growth are calculated: Semiconductor and Electronics represented approximately xx.xx% of NI's 2022 revenue, with approximately half from production test and half from R&D test. These historical mix observations calibrate, but do not verify, the 2025 scoped equipment budget. ([sec.gov](https://www.sec.gov/Archives/edgar/data/xx.xx/xx.xx/ny20006399x3_ars.pdf))

31. Advantest - FY2025 Financial Briefing, April 27, 2026

· Evidence informing base-year allocation inputs; displayed values and growth are calculated: Automotive/industrial/consumer/DDIC represented approximately xx.xx% and xx.xx% of fiscal SoC sales in FY2024 and FY2025, rounded to five-percentage-point increments. These application proportions constrain the mainstream equipment attribution. ([advantest.com](https://www.advantest.com/document/en/investors/ir-library/result/JE_BIZ_260427_slide.pdf))

· Evidence informing forecast-year allocation inputs; displayed values and growth are calculated: Automotive/industrial/consumer/DDIC represented approximately xx.xx% and xx.xx% of fiscal SoC sales in FY2024 and FY2025, rounded to five-percentage-point increments. These application proportions constrain the mainstream equipment attribution. ([advantest.com](https://www.advantest.com/document/en/investors/ir-library/result/JE_BIZ_260427_slide.pdf))

· Evidence informing base-year allocation inputs; displayed values and growth are calculated: Fiscal SoC sales increased from JPY xx.xx to JPY xx.xx, while computing/communications represented approximately xx.xx% of FY2025 SoC sales. This supports differentiated application-growth assumptions, not a directly observed proprietary share or future allocation. ([advantest.com](https://www.advantest.com/document/en/investors/ir-library/result/JE_BIZ_260427_slide.pdf))

· Evidence informing forecast-year allocation inputs; displayed values and growth are calculated: Fiscal SoC sales increased from JPY xx.xx to JPY xx.xx, while computing/communications represented approximately xx.xx% of FY2025 SoC sales. This supports differentiated application-growth assumptions, not a directly observed proprietary share or future allocation. ([advantest.com](https://www.advantest.com/document/en/investors/ir-library/result/JE_BIZ_260427_slide.pdf))

32. Advantest - Annual Report 2005

· Evidence informing base-year allocation inputs; displayed values and growth are calculated: The report identifies T2000's OPENSTAR basis and publicly available specifications developed through the Semiconductor Test Consortium. This supports historical standards classification only; its historical market-share statements are not used. ([www3.advantest.com](https://www3.advantest.com/documents/xx.xx/xx.xx/pdf_investor_AR2005_en.pdf))

· Evidence informing forecast-year allocation inputs; displayed values and growth are calculated: The report identifies T2000's OPENSTAR basis and publicly available specifications developed through the Semiconductor Test Consortium. This supports historical standards classification only; its historical market-share statements are not used. ([www3.advantest.com](https://www3.advantest.com/documents/xx.xx/xx.xx/pdf_investor_AR2005_en.pdf))

33. Advantest - What Is ATE (Automated Test Equipment)? Roles, Systems & Future Outlook

· Evidence informing base-year allocation inputs; displayed values and growth are calculated: Current company positioning identifies T2000 as open architecture and associates it with microcontroller and automotive applications, supporting continuity of the classification premise without measuring sales. ([advantest.com](https://www.advantest.com/en/semiconductor-basics/automated-test-equipment/))

· Evidence informing forecast-year allocation inputs; displayed values and growth are calculated: Current company positioning identifies T2000 as open architecture and associates it with microcontroller and automotive applications, supporting continuity of the classification premise without measuring sales. ([advantest.com](https://www.advantest.com/en/semiconductor-basics/automated-test-equipment/))

· Evidence informing base-year allocation inputs; displayed values and growth are calculated: The company distinguishes V93000's supplier-specific architecture from T2000's open-architecture positioning, supporting platform-level rather than supplier-wide classification. ([advantest.com](https://www.advantest.com/en/semiconductor-basics/automated-test-equipment/))

· Evidence informing forecast-year allocation inputs; displayed values and growth are calculated: The company distinguishes V93000's supplier-specific architecture from T2000's open-architecture positioning, supporting platform-level rather than supplier-wide classification. ([advantest.com](https://www.advantest.com/en/semiconductor-basics/automated-test-equipment/))

34. NI - What Is the Semiconductor Test System (STS)?

· Evidence informing base-year allocation inputs; displayed values and growth are calculated: STS is an integrated PXI-based ATE offering with broad RF, mixed-signal and MEMS positioning. This establishes the architecture and turnkey commercial model while requiring deductions for applications outside the captured SoC/memory boundary. ([ni.com](https://www.ni.com/en/shop/electronic-test-instrumentation/what-is-the-semiconductor-test-system.html))

· Evidence informing forecast-year allocation inputs; displayed values and growth are calculated: STS is an integrated PXI-based ATE offering with broad RF, mixed-signal and MEMS positioning. This establishes the architecture and turnkey commercial model while requiring deductions for applications outside the captured SoC/memory boundary. ([ni.com](https://www.ni.com/en/shop/electronic-test-instrumentation/what-is-the-semiconductor-test-system.html))

35. Marvin Test Solutions - PXIe Semiconductor Test System, TS-960e Series

· Evidence informing base-year allocation inputs; displayed values and growth are calculated: TS-960e is marketed as a complete integrated PXI Express semiconductor system for SoC applications, including proprietary application elements. It establishes commercial category participation, not the modeled smaller-system shipment count or price. ([marvintest.com](https://www.marvintest.com/Product/TS-960e-Series))

36. Emerson Electric Co. - Form 10-Q for the Quarter Ended June 30, 2026

· Evidence informing forecast-year allocation inputs; displayed values and growth are calculated: Nine-month Test & Measurement revenue of USD xx.xx versus USD xx.xx provides the broad growth calibration for the assumed 2026 eligible-equipment increase. Semiconductor and aerospace/defense both contributed, so the disclosure does not isolate open-standard SoC/memory sales. ([ir.emerson.com](https://ir.emerson.com/sec-filings/all-sec-filings/content/xx.xx-xx.xx-xx.xx/emr-xx.xx.htm))

37. PXI Systems Alliance - What Is PXI

· Evidence informing base-year allocation inputs; displayed values and growth are calculated: The association defines PXI as an open modular standard with a multi-vendor ecosystem and distinguishes its building blocks from completed application systems. This supports the governing-architecture boundary, not sales weights. ([pxisa.org](https://pxisa.org/what-is-pxi/))

· Evidence informing forecast-year allocation inputs; displayed values and growth are calculated: The association defines PXI as an open modular standard with a multi-vendor ecosystem and distinguishes its building blocks from completed application systems. This supports the governing-architecture boundary, not sales weights. ([pxisa.org](https://pxisa.org/what-is-pxi/))

38. Test Services - UTAC Group
    - Evidence informing base-year allocation inputs; displayed values and growth are calculated: Reports xx.xx+ test engineers alongside 2,000+ testers, anchoring the engineering-station proxy used in the base model and carried into the forecast; it does not disclose purpose sales shares. ([utacgroup.com](https://utacgroup.com/test-services/))
    - Evidence informing forecast-year allocation inputs; displayed values and growth are calculated: Reports xx.xx+ test engineers alongside 2,000+ testers, anchoring the engineering-station proxy used in the base model and carried into the forecast; it does not disclose purpose sales shares. ([utacgroup.com](https://utacgroup.com/test-services/))
    - Evidence informing base-year allocation inputs; displayed values and growth are calculated: The 2,000+ tester fleet provides an operator-stock benchmark that is converted to annual value only through the disclosed purchasing-frequency assumptions. ([utacgroup.com](https://utacgroup.com/test-services/))
    - Evidence informing forecast-year allocation inputs; displayed values and growth are calculated: The 2,000+ tester fleet provides an operator-stock benchmark that is converted to annual value only through the disclosed purchasing-frequency assumptions. ([utacgroup.com](https://utacgroup.com/test-services/))
    - Evidence informing base-year allocation inputs; displayed values and growth are calculated: Advertises engineering services and production testing within the same business, supporting commercial coexistence but not the assumed accepted joint-purpose percentage or future adoption. ([utacgroup.com](https://utacgroup.com/test-services/))
    - Evidence informing forecast-year allocation inputs; displayed values and growth are calculated: Advertises engineering services and production testing within the same business, supporting commercial coexistence but not the assumed accepted joint-purpose percentage or future adoption. ([utacgroup.com](https://utacgroup.com/test-services/))
39. Efforts to Provide Value Through Business - Advantest
    - Evidence informing base-year allocation inputs; displayed values and growth are calculated: States typical customer equipment use of xx.xx-xx.xx years, providing a longer-use sensitivity for the stock-to-purchasing-value bridge rather than a measured engineering share. ([advantest.com](https://www.advantest.com/en/about/sustainability/society/responding-product-liability/))
    - Evidence informing base-year allocation inputs; displayed values and growth are calculated: The xx.xx-xx.xx-year use period constrains replacement assumptions and is distinguished from the buyer accounting-life proxy used in the working model. ([advantest.com](https://www.advantest.com/en/about/sustainability/society/responding-product-liability/))
40. A New Approach for IC Test - Leveraging the Strength of the PXI Platform - NI
    - Evidence informing base-year allocation inputs; displayed values and growth are calculated: Describes scalable characterization and production configurations and the commercial constraints of traditional laboratory ATE, supporting a distinct engineering purchasing model. ([ni.com](https://www.ni.com/en/shop/electronic-test-instrumentation/what-is-the-semiconductor-test-system/a-new-approach-for-ic-test---leveraging-the-strength-of-the-pxi-.html))
    - Evidence informing forecast-year allocation inputs; displayed values and growth are calculated: Describes scalable characterization and production configurations and the commercial constraints of traditional laboratory ATE, supporting a distinct engineering purchasing model. ([ni.com](https://www.ni.com/en/shop/electronic-test-instrumentation/what-is-the-semiconductor-test-system/a-new-approach-for-ic-test---leveraging-the-strength-of-the-pxi-.html))
    - Evidence informing base-year allocation inputs; displayed values and growth are calculated: Shared hardware and software support a continuity scenario, but the record provides neither accepted joint-deployment revenue nor future penetration; both remain explicit assumptions. ([ni.com](https://www.ni.com/en/shop/electronic-test-instrumentation/what-is-the-semiconductor-test-system/a-new-approach-for-ic-test---leveraging-the-strength-of-the-pxi-.html))
    - Evidence informing forecast-year allocation inputs; displayed values and growth are calculated: Shared hardware and software support a continuity scenario, but the record provides neither accepted joint-deployment revenue nor future penetration; both remain explicit assumptions. ([ni.com](https://www.ni.com/en/shop/electronic-test-instrumentation/what-is-the-semiconductor-test-system/a-new-approach-for-ic-test---leveraging-the-strength-of-the-pxi-.html))

41. Teradyne - 2025 Annual Report to Shareholders
    - Evidence informing base-year allocation inputs; displayed values and growth are calculated: The USD xx.xx Compute application weight anchors the scoped Computing allocation. ([investors.teradyne.com](https://investors.teradyne.com/sec-filings/all-sec-filings/content/xx.xx-xx.xx-xx.xx/xx.xx-xx.xx-xx.xx.pdf))
    - Evidence informing base-year allocation inputs; displayed values and growth are calculated: The USD xx.xx Mobility weight and networking exposure support the modeled Communications bridge. ([investors.teradyne.com](https://investors.teradyne.com/sec-filings/all-sec-filings/content/xx.xx-xx.xx-xx.xx/xx.xx-xx.xx-xx.xx.pdf))
    - Evidence informing base-year allocation inputs; displayed values and growth are calculated: Published application buckets constrain the budget, but the consumer carve-out is an explicit attribution assumption. ([investors.teradyne.com](https://investors.teradyne.com/sec-filings/all-sec-filings/content/xx.xx-xx.xx-xx.xx/xx.xx-xx.xx-xx.xx.pdf))
    - Evidence informing base-year allocation inputs; displayed values and growth are calculated: USD xx.xx Auto-Industrial revenue supplies the pre-exclusion pool, not an observed Automotive subtotal. ([investors.teradyne.com](https://investors.teradyne.com/sec-filings/all-sec-filings/content/xx.xx-xx.xx-xx.xx/xx.xx-xx.xx-xx.xx.pdf))
    - Evidence informing base-year allocation inputs; displayed values and growth are calculated: The shared Auto-Industrial pool constrains Industrial Electronics after scope and end-use adjustments. ([investors.teradyne.com](https://investors.teradyne.com/sec-filings/all-sec-filings/content/xx.xx-xx.xx-xx.xx/xx.xx-xx.xx-xx.xx.pdf))
    - Evidence informing base-year allocation inputs; displayed values and growth are calculated: The application budget constrains the modeled specialized tail; separate Product Test defense revenue is excluded. ([investors.teradyne.com](https://investors.teradyne.com/sec-filings/all-sec-filings/content/xx.xx-xx.xx-xx.xx/xx.xx-xx.xx-xx.xx.pdf))
42. TSMC - 2025 Form 20-F
    - Evidence informing base-year allocation inputs; displayed values and growth are calculated: 2025 HPC revenue of NT$xx.xx anchors the adjusted logic-demand proxy; networking is separated by assumption. ([investor.tsmc.com](https://investor.tsmc.com/sites/ir/sec-filings/2025_20F%20Report.pdf))
    - Evidence informing base-year allocation inputs; displayed values and growth are calculated: Smartphone revenue of NT$xx.xx and networking within HPC constrain Communications, with an explicit equipment-intensity bridge. ([investor.tsmc.com](https://investor.tsmc.com/sites/ir/sec-filings/2025_20F%20Report.pdf))
43. Micron Technology - Form 10-K for the Year Ended August 28, 2025
    - Evidence informing base-year allocation inputs; displayed values and growth are calculated: Cloud, data-center and client business revenues constrain Computing's memory-equipment proxy, not equipment receipts directly. ([s25.q4cdn.com](https://s25.q4cdn.com/xx.xx/files/doc_financials/2025/ar/2025-Form-xx.xx-K.pdf))
    - Evidence informing base-year allocation inputs; displayed values and growth are calculated: Mobile/client and data-center revenues provide the economic pool for modeled mobile and networking attribution. ([s25.q4cdn.com](https://s25.q4cdn.com/xx.xx/files/doc_financials/2025/ar/2025-Form-xx.xx-K.pdf))
    - Evidence informing base-year allocation inputs; displayed values and growth are calculated: USD xx.xx Automotive and Embedded revenue constrains the modeled consumer-memory tail. ([s25.q4cdn.com](https://s25.q4cdn.com/xx.xx/files/doc_financials/2025/ar/2025-Form-xx.xx-K.pdf))
    - Evidence informing base-year allocation inputs; displayed values and growth are calculated: The embedded business supplies a bounded activity proxy requiring scope, realization and end-use adjustments. ([s25.q4cdn.com](https://s25.q4cdn.com/xx.xx/files/doc_financials/2025/ar/2025-Form-xx.xx-K.pdf))
    - Evidence informing base-year allocation inputs; displayed values and growth are calculated: The embedded business constrains Industrial Electronics memory activity; its equipment conversion is assumed. ([s25.q4cdn.com](https://s25.q4cdn.com/xx.xx/files/doc_financials/2025/ar/2025-Form-xx.xx-K.pdf))
    - Evidence informing base-year allocation inputs; displayed values and growth are calculated: The embedded pool bounds the specialized-memory tail; no separate defense revenue is reported. ([s25.q4cdn.com](https://s25.q4cdn.com/xx.xx/files/doc_financials/2025/ar/2025-Form-xx.xx-K.pdf))

44. Semiconductor Industry Association - 2025 Factbook

· Evidence informing base-year allocation inputs; displayed values and growth are calculated: 2024 PC/Computer semiconductor demand of xx.xx% enters only the scope-adjusted secondary-supplier proxy. ([semiconductors.org](https://www.semiconductors.org/wp-content/uploads/2025/xx.xx/2025-SIA-Factbook-FINAL-xx.xx.pdf))

· Evidence informing base-year allocation inputs; displayed values and growth are calculated: 2024 Communications demand of xx.xx% is adjusted for eligible equipment scope before use. ([semiconductors.org](https://www.semiconductors.org/wp-content/uploads/2025/xx.xx/2025-SIA-Factbook-FINAL-xx.xx.pdf))

· Evidence informing base-year allocation inputs; displayed values and growth are calculated: Consumer semiconductor demand of xx.xx% anchors the adjusted minor-application weights. ([semiconductors.org](https://www.semiconductors.org/wp-content/uploads/2025/xx.xx/2025-SIA-Factbook-FINAL-xx.xx.pdf))

· Evidence informing base-year allocation inputs; displayed values and growth are calculated: Automotive demand of xx.xx% is reduced for non-SoC exposure in the commercial proxy. ([semiconductors.org](https://www.semiconductors.org/wp-content/uploads/2025/xx.xx/2025-SIA-Factbook-FINAL-xx.xx.pdf))

· Evidence informing base-year allocation inputs; displayed values and growth are calculated: Industrial demand of xx.xx% anchors a scope-adjusted weight, not a tester-equipment share. ([semiconductors.org](https://www.semiconductors.org/wp-content/uploads/2025/xx.xx/2025-SIA-Factbook-FINAL-xx.xx.pdf))

· Evidence informing base-year allocation inputs; displayed values and growth are calculated: Government demand of xx.xx%, including military, constrains the specialized end-use proxy. ([semiconductors.org](https://www.semiconductors.org/wp-content/uploads/2025/xx.xx/2025-SIA-Factbook-FINAL-xx.xx.pdf))

45. WSTS - Semiconductor Market Insights, October 2024

· Evidence informing base-year allocation inputs; displayed values and growth are calculated: The detailed Consumer definition includes entertainment products, household white goods and personal wearables, supporting consistent end-use attribution. ([semiconductors.org](https://www.semiconductors.org/wp-content/uploads/2025/xx.xx/WSTS-Presentation-Subscription-Oct2024.pdf))

· Evidence informing forecast-year allocation inputs; displayed values and growth are calculated: The detailed Consumer definition includes entertainment products, household white goods and personal wearables, supporting consistent end-use attribution. ([semiconductors.org](https://www.semiconductors.org/wp-content/uploads/2025/xx.xx/WSTS-Presentation-Subscription-Oct2024.pdf))

· Evidence informing base-year allocation inputs; displayed values and growth are calculated: Industrial includes professional test, control and measuring equipment, distinguishing it from household consumer equipment. ([semiconductors.org](https://www.semiconductors.org/wp-content/uploads/2025/xx.xx/WSTS-Presentation-Subscription-Oct2024.pdf))

· Evidence informing forecast-year allocation inputs; displayed values and growth are calculated: Industrial includes professional test, control and measuring equipment, distinguishing it from household consumer equipment. ([semiconductors.org](https://www.semiconductors.org/wp-content/uploads/2025/xx.xx/WSTS-Presentation-Subscription-Oct2024.pdf))

· Evidence informing base-year allocation inputs; displayed values and growth are calculated: Government is defined as military and aerospace in the detailed end-use illustration, supporting the retained category mapping. ([semiconductors.org](https://www.semiconductors.org/wp-content/uploads/2025/xx.xx/WSTS-Presentation-Subscription-Oct2024.pdf))

· Evidence informing forecast-year allocation inputs; displayed values and growth are calculated: Government is defined as military and aerospace in the detailed end-use illustration, supporting the retained category mapping. ([semiconductors.org](https://www.semiconductors.org/wp-content/uploads/2025/xx.xx/WSTS-Presentation-Subscription-Oct2024.pdf))

46. NXP Semiconductors - Form 10-K for the Year Ended December 31, 2025

· Evidence informing base-year allocation inputs; displayed values and growth are calculated: 2025 Automotive revenue of USD xx.xx, down xx.xx%, qualifies assumptions of immediate equipment-demand acceleration. ([sec.gov](https://www.sec.gov/Archives/edgar/data/xx.xx/xx.xx/nxpi-xx.xx.htm))

· Evidence informing forecast-year allocation inputs; displayed values and growth are calculated: 2025 Automotive revenue of USD xx.xx, down xx.xx%, qualifies assumptions of immediate equipment-demand acceleration. ([sec.gov](https://www.sec.gov/Archives/edgar/data/xx.xx/xx.xx/nxpi-xx.xx.htm))

· Evidence informing base-year allocation inputs; displayed values and growth are calculated: Industrial & IoT revenue of USD xx.xx increased xx.xx%, constraining the near-term recovery assumption rather than measuring tester sales. ([sec.gov](https://www.sec.gov/Archives/edgar/data/xx.xx/xx.xx/nxpi-xx.xx.htm))

· Evidence informing forecast-year allocation inputs; displayed values and growth are calculated: Industrial & IoT revenue of USD xx.xx increased xx.xx%, constraining the near-term recovery assumption rather than measuring tester sales. ([sec.gov](https://www.sec.gov/Archives/edgar/data/xx.xx/xx.xx/nxpi-xx.xx.htm))

47. NXP Semiconductors - Product Longevity

· Evidence informing forecast-year allocation inputs; displayed values and growth are calculated: Participating products have minimum xx.xx- or xx.xx-year longevity periods; these do not establish tester replacement or support periods.
([nxp.com](https://www.nxp.com/products/nxp-product-information/nxp-product-programs/product-longevity%3APRDCT_LONGEVITY_HM))

· Evidence informing forecast-year allocation inputs; displayed values and growth are calculated: The disclosed longevity condition supports retaining lifecycle uncertainty rather than inferring automatic recurring equipment purchases.
([nxp.com](https://www.nxp.com/products/nxp-product-information/nxp-product-programs/product-longevity%3APRDCT_LONGEVITY_HM))

48. DLA ASSIST-QuickSearch - MIL-PRF-38535 Document Details

· Evidence informing base-year allocation inputs; displayed values and growth are calculated: The official record concerns covered microcircuits and manufacturer qualification, not tester-brand approval or equipment awards; no qualification-derived revenue premium is assumed.
([quicksearch.dla.mil](https://quicksearch.dla.mil/qsDocDetails.aspx?ident_number=xx.xx))

· Evidence informing forecast-year allocation inputs; displayed values and growth are calculated: The official record concerns covered microcircuits and manufacturer qualification, not tester-brand approval or equipment awards; no qualification-derived revenue premium is assumed.
([quicksearch.dla.mil](https://quicksearch.dla.mil/qsDocDetails.aspx?ident_number=xx.xx))

49. ASE Technology Holding - Fourth Quarter and Full Year 2025 Financial Results, Form 6-K, February 5, 2026

· Evidence informing base-year allocation inputs; displayed values and growth are calculated: ASE reports USD xx.xx of 2025 testing-equipment capital expenditure, a monetary purchasing anchor before complete-tester scope deductions.

· Evidence informing forecast-year allocation inputs; displayed values and growth are calculated: ASE reports USD xx.xx of 2025 testing-equipment capital expenditure, a monetary purchasing anchor before complete-tester scope deductions.

50. ChipMOS - FY2025 and Fourth Quarter 2025 Investor Presentation

· Evidence informing base-year allocation inputs; displayed values and growth are calculated: The presentation reports TWD xx.xx of 2025 capital expenditure and a xx.xx% testing allocation; currency and complete-tester attribution are modeled bridges.

· Evidence informing forecast-year allocation inputs; displayed values and growth are calculated: The presentation reports TWD xx.xx of 2025 capital expenditure and a xx.xx% testing allocation; currency and complete-tester attribution are modeled bridges.

51. Alchip - Advanced Testing Services

· Evidence informing base-year allocation inputs; displayed values and growth are calculated: Alchip identifies an owned V93K hosted at a test house. This supports category and ownership attribution, not annual purchase quantities, prices or the forecast.

· Evidence informing forecast-year allocation inputs; displayed values and growth are calculated: Alchip identifies an owned V93K hosted at a test house. This supports category and ownership attribution, not annual purchase quantities, prices or the forecast.

52. University of Utah Nanofab - Verigy Tester

· Evidence informing base-year allocation inputs; displayed values and growth are calculated: The university lists a V93000 SoC platform and access arrangement. This establishes an institutional equipment category, not a 2025 purchase or future procurement.

· Evidence informing forecast-year allocation inputs; displayed values and growth are calculated: The university lists a V93000 SoC platform and access arrangement. This establishes an institutional equipment category, not a 2025 purchase or future procurement.

53. TEAM A.T.E. - Services

- Evidence informing base-year allocation inputs; displayed values and growth are calculated: The company describes pre-owned purchases and sales across SoC and memory ATE, supporting inclusion of eligible secondary-market purchases. Its undated offering page supplies category evidence, not 2025 transaction value. ([team-ate.com](https://www.team-ate.com/services))
- Evidence informing forecast-year allocation inputs; displayed values and growth are calculated: The company describes pre-owned purchases and sales across SoC and memory ATE, supporting inclusion of eligible secondary-market purchases. Its undated offering page supplies category evidence, not 2025 transaction value. ([team-ate.com](https://www.team-ate.com/services))
- Evidence informing base-year allocation inputs; displayed values and growth are calculated: System rentals, rent-to-own arrangements and leases establish a third-party equipment-access route. The stated field-service limitation qualifies universal availability; neither the offering nor its category list supplies numerical leasing weights. ([team-ate.com](https://www.team-ate.com/services))
- Evidence informing forecast-year allocation inputs; displayed values and growth are calculated: System rentals, rent-to-own arrangements and leases establish a third-party equipment-access route. The stated field-service limitation qualifies universal availability; neither the offering nor its category list supplies numerical leasing weights. ([team-ate.com](https://www.team-ate.com/services))
- Evidence informing base-year allocation inputs; displayed values and growth are calculated: The company distinguishes its representation activities from inventory-based equipment transactions, supporting role-specific classification rather than assigning every represented OEM transaction to resale. ([team-ate.com](https://www.team-ate.com/services))
- Evidence informing forecast-year allocation inputs; displayed values and growth are calculated: The company distinguishes its representation activities from inventory-based equipment transactions, supporting role-specific classification rather than assigning every represented OEM transaction to resale. ([team-ate.com](https://www.team-ate.com/services))
- Evidence informing base-year allocation inputs; displayed values and growth are calculated: Purchasing surplus equipment for inventory, SoC/memory equipment offerings and rental/lease arrangements establish merchant commercial routes. The absence of a worldwide field-service organization qualifies support assumptions but supplies no revenue weight. ([team-ate.com](https://www.team-ate.com/services))
- Evidence informing forecast-year allocation inputs; displayed values and growth are calculated: Purchasing surplus equipment for inventory, SoC/memory equipment offerings and rental/lease arrangements establish merchant commercial routes. The absence of a worldwide field-service organization qualifies support assumptions but supplies no revenue weight. ([team-ate.com](https://www.team-ate.com/services))

54. Advantest Pre-Owned Solutions - Business

- Evidence informing base-year allocation inputs; displayed values and growth are calculated: The OEM's pre-owned business includes equipment resale, license switching, installation and maintenance support. This supports the purchase boundary beyond new equipment, without establishing resale revenue or a future share. ([advantest.com](https://www.advantest.com/en/customer-services/apo/business/))
- Evidence informing forecast-year allocation inputs; displayed values and growth are calculated: The OEM's pre-owned business includes equipment resale, license switching, installation and maintenance support. This supports the purchase boundary beyond new equipment, without establishing resale revenue or a future share. ([advantest.com](https://www.advantest.com/en/customer-services/apo/business/))
- Evidence informing base-year allocation inputs; displayed values and growth are calculated: OEM-managed pre-owned transactions include license switching, installation and maintenance, supporting direct classification when the consolidated manufacturer is the seller regardless of equipment age. ([advantest.com](https://www.advantest.com/en/customer-services/apo/business/))
- Evidence informing forecast-year allocation inputs; displayed values and growth are calculated: OEM-managed pre-owned transactions include license switching, installation and maintenance, supporting direct classification when the consolidated manufacturer is the seller regardless of equipment age. ([advantest.com](https://www.advantest.com/en/customer-services/apo/business/))
- Evidence informing base-year allocation inputs; displayed values and growth are calculated: The OEM-managed resale alternative qualifies an assumption that all pre-owned equipment passes through independent resellers and provides a commercial counterforce to merchant growth, without measuring its magnitude. ([advantest.com](https://www.advantest.com/en/customer-services/apo/business/))
- Evidence informing forecast-year allocation inputs; displayed values and growth are calculated: The OEM-managed resale alternative qualifies an assumption that all pre-owned equipment passes through independent resellers and provides a commercial counterforce to merchant growth, without measuring its magnitude. ([advantest.com](https://www.advantest.com/en/customer-services/apo/business/))

55. IFRS Foundation - IFRIC Update March 2023: Definition of a Lease-Substitution Rights

- Evidence informing base-year allocation inputs; displayed values and growth are calculated: The identified-asset, control and substantive-substitution criteria support distinguishing equipment leasing from outsourced testing services. This is a classification premise for both anchors, not evidence of market prevalence. ([ifrs.org](https://www.ifrs.org/news-and-events/updates/ifric/2023/ifric-update-march-2023/))
- Evidence informing forecast-year allocation inputs; displayed values and growth are calculated: The identified-asset, control and substantive-substitution criteria support distinguishing equipment leasing from outsourced testing services. This is a classification premise for both anchors, not evidence of market prevalence. ([ifrs.org](https://www.ifrs.org/news-and-events/updates/ifric/2023/ifric-update-march-2023/))

56. Spirox Corporation - 2025 Annual Report

- Evidence informing base-year allocation inputs; displayed values and growth are calculated: Consolidated revenue decreased from NTD xx.xx in 2024 to NTD xx.xx in 2025, providing a mixed-product intermediary countercheck to uniform channel growth rather than a global allocation weight. ([file.spirox.com.tw](https://file.spirox.com.tw/Annual%20Reports/2025/xx.xx%E5%B9%B4%E5%BA%A6%E5%B9%B4%E5%A0%B1%xx.xx%E8%8B%B1%E6%xx.xx%xx.xx%xx.xx.pdf))
- Evidence informing forecast-year allocation inputs; displayed values and growth are calculated: Consolidated revenue decreased from NTD xx.xx in 2024 to NTD xx.xx in 2025, providing a mixed-product intermediary countercheck to uniform channel growth rather than a global allocation weight. ([file.spirox.com.tw](https://file.spirox.com.tw/Annual%20Reports/2025/xx.xx%E5%B9%B4%E5%BA%A6%E5%B9%B4%E5%A0%B1%xx.xx%E8%8B%B1%E6%xx.xx%xx.xx%xx.xx.pdf))
- Evidence informing base-year allocation inputs; displayed values and growth are calculated: Semiconductor-equipment revenue was NTD xx.xx in 2025, separately from service and maintenance. Agency/distribution, own products and adjacent equipment prevent attributing the full amount to merchant SoC/memory tester sales. ([file.spirox.com.tw](https://file.spirox.com.tw/Annual%20Reports/2025/xx.xx%E5%B9%B4%E5%BA%A6%E5%B9%B4%E5%A0%B1%xx.xx%E8%8B%B1%E6%xx.xx%xx.xx%xx.xx.pdf))
- Evidence informing forecast-year allocation inputs; displayed values and growth are calculated: Semiconductor-equipment revenue was NTD xx.xx in 2025, separately from service and maintenance. Agency/distribution, own products and adjacent equipment prevent attributing the full amount to merchant SoC/memory tester sales. ([file.spirox.com.tw](https://file.spirox.com.tw/Annual%20Reports/2025/xx.xx%E5%B9%B4%E5%BA%A6%E5%B9%B4%E5%A0%B1%xx.xx%E8%8B%B1%E6%xx.xx%xx.xx%xx.xx.pdf))

57. KYEC (2449) - Q4 2025 Investor Update

- Evidence informing base-year allocation inputs; displayed values and growth are calculated: KYEC reports 2025 wafer-probe revenue at xx.xx%; this is a buyer-activity input requiring the disclosed equipment-value and coverage corrections, not a directly observed tester share.
- Evidence informing forecast-year allocation inputs; displayed values and growth are calculated: KYEC reports 2025 wafer-probe revenue at xx.xx%; this is a buyer-activity input requiring the disclosed equipment-value and coverage corrections, not a directly observed tester share.
- Evidence informing base-year allocation inputs; displayed values and growth are calculated: Reported final-test revenue of xx.xx% supplies the conventional package-test proxy before the assumed exclusion of adjacent activity.
- Evidence informing forecast-year allocation inputs; displayed values and growth are calculated: Reported final-test revenue of xx.xx% supplies the conventional package-test proxy before the assumed exclusion of adjacent activity.
- Evidence informing base-year allocation inputs; displayed values and growth are calculated: The company's xx.xx% data-processing application mix anchors the modeled addressable advanced-SoC purchasing cohort; it does not measure bare-die equipment sales.
- Evidence informing forecast-year allocation inputs; displayed values and growth are calculated: The company's xx.xx% data-processing application mix anchors the modeled addressable advanced-SoC purchasing cohort; it does not measure bare-die equipment sales.
- Evidence informing base-year allocation inputs; displayed values and growth are calculated: The same application-mix input constrains the intermediate-assembly cohort; reported capital expenditure is a broad spending cross-check, not insertion-specific equipment revenue.
- Evidence informing forecast-year allocation inputs; displayed values and growth are calculated: The same application-mix input constrains the intermediate-assembly cohort; reported capital expenditure is a broad spending cross-check, not insertion-specific equipment revenue.

58. Advantest to Showcase Latest Test Solutions at SEMICON Southeast Asia 2025, May 20-22
    - Evidence informing base-year allocation inputs; displayed values and growth are calculated: The May xx.xx 2025 announcement identifies a die-level handler linked with a tester for singulated dies, establishing a base-year commercial offering but not its delivered equipment receipts.
    - Evidence informing forecast-year allocation inputs; displayed values and growth are calculated: The May xx.xx 2025 announcement identifies a die-level handler linked with a tester for singulated dies, establishing a base-year commercial offering but not its delivered equipment receipts.
    - Evidence informing base-year allocation inputs; displayed values and growth are calculated: The same dated offering includes partially assembled dies. Only attributable tester receipts, not the handler value, enter the allocation model.
    - Evidence informing forecast-year allocation inputs; displayed values and growth are calculated: The same dated offering includes partially assembled dies. Only attributable tester receipts, not the handler value, enter the allocation model.
59. Teradyne - Second-Quarter 2025 Earnings Call Prepared Remarks, July 30, 2025
    - Evidence informing base-year allocation inputs; displayed values and growth are calculated: July xx.xx 2025 prepared remarks report an HBM4 post-stack win and state that the new insertion was not pervasive, qualifying the assumed intermediate-assembly uptake.
    - Evidence informing forecast-year allocation inputs; displayed values and growth are calculated: July xx.xx 2025 prepared remarks report an HBM4 post-stack win and state that the new insertion was not pervasive, qualifying the assumed intermediate-assembly uptake.
    - Evidence informing base-year allocation inputs; displayed values and growth are calculated: The remarks distinguish new system purchases from upgrades of existing capacity. This supports retaining reuse and incremental-receipt adjustments rather than equating every new deployment opportunity with a full new tester.
    - Evidence informing forecast-year allocation inputs; displayed values and growth are calculated: The remarks distinguish new system purchases from upgrades of existing capacity. This supports retaining reuse and incremental-receipt adjustments rather than equating every new deployment opportunity with a full new tester.
60. Teradyne Introduces Integrated Test Solution for AI and Data Center Devices in Collaboration with Tokyo Electron
    - Evidence informing forecast-year allocation inputs; displayed values and growth are calculated: The June xx.xx 2026 coordinated singulated-device offering supports commercial availability relevant to the forecast; it does not establish 2025 sales or the modeled 2032 penetration.
    - Evidence informing forecast-year allocation inputs; displayed values and growth are calculated: The offering references multiple advanced-packaging points, but this is not evidence that an individual delivery has accepted multi-insertion coverage.
61. Amkor Technology - IC Semiconductor Test Services
    - Evidence informing base-year allocation inputs; displayed values and growth are calculated: The company's service description separates wafer probe, testing between assembly steps and final testing, supporting the insertion mapping rather than a sales weight or complete-tester purchase requirement.
    - Evidence informing forecast-year allocation inputs; displayed values and growth are calculated: The company's service description separates wafer probe, testing between assembly steps and final testing, supporting the insertion mapping rather than a sales weight or complete-tester purchase requirement.

16.6. GCC

Table 247. GCC SoC & Memory Semiconductor Tester Market, by Country growth contribution, 2025-2032

Category	2025 value (USD Million)	2032 value (USD Million)	Added value (USD Million)	2025 share (%)	2032 share (%)	Change (pp)	Growth share (%)	CAGR (%)
Bahrain	xx.xx	xx.xx	xx.xx	xx.xx	xx.xx	xx.xx	xx.xx	xx.xx
Kuwait	xx.xx	xx.xx	xx.xx	xx.xx	xx.xx	xx.xx	xx.xx	xx.xx
Oman	xx.xx	xx.xx	xx.xx	xx.xx	xx.xx	xx.xx	xx.xx	xx.xx
Qatar	xx.xx	xx.xx	xx.xx	xx.xx	xx.xx	xx.xx	xx.xx	xx.xx
Saudi Arabia	xx.xx	xx.xx	xx.xx	xx.xx	xx.xx	xx.xx	xx.xx	xx.xx
United Arab Emirates	xx.xx	xx.xx	xx.xx	xx.xx	xx.xx	xx.xx	xx.xx	xx.xx
Scope total	**xx.xx**	**xx.xx**	**xx.xx**	**xx.xx**	**xx.xx**	**xx.xx**	**xx.xx**	**xx.xx**

Table 248. GCC SoC & Memory Semiconductor Tester Market Size, by Group, 2017-2040 (USD Million)

Group	2017	2024	2025	2026	2027	2032	2040	CAGR (%)
Bahrain	xx.xx	xx.xx	xx.xx	xx.xx	xx.xx	xx.xx	xx.xx	xx.xx
Kuwait	xx.xx	xx.xx	xx.xx	xx.xx	xx.xx	xx.xx	xx.xx	xx.xx
Oman	xx.xx	xx.xx	xx.xx	xx.xx	xx.xx	xx.xx	xx.xx	xx.xx
Qatar	xx.xx	xx.xx	xx.xx	xx.xx	xx.xx	xx.xx	xx.xx	xx.xx
Saudi Arabia	xx.xx	xx.xx	xx.xx	xx.xx	xx.xx	xx.xx	xx.xx	xx.xx
United Arab Emirates	xx.xx	xx.xx	xx.xx	xx.xx	xx.xx	xx.xx	xx.xx	xx.xx

Table 249. GCC SoC & Memory Semiconductor Tester Market Size, by Tester Type, 2017-2040 (USD Million)

Tester Type	2017	2024	2025	2026	2027	2032	2040	CAGR (%)
Combined SoC & Memory Testers	xx.xx	xx.xx	xx.xx	xx.xx	xx.xx	xx.xx	xx.xx	xx.xx
Memory Testers	xx.xx	xx.xx	xx.xx	xx.xx	xx.xx	xx.xx	xx.xx	xx.xx
SoC Testers	xx.xx	xx.xx	xx.xx	xx.xx	xx.xx	xx.xx	xx.xx	xx.xx
Total	**xx.xx**	**xx.xx**	**xx.xx**	**xx.xx**	**xx.xx**	**xx.xx**	**xx.xx**	**xx.xx**

Table 250. GCC SoC & Memory Semiconductor Tester Market Size, by Memory Testers, 2017-2040 (USD Million)

Memory Testers	2017	2024	2025	2026	2027	2032	2040	CAGR (%)
DRAM Testers	xx.xx	xx.xx	xx.xx	xx.xx	xx.xx	xx.xx	xx.xx	xx.xx
Multi-Family Memory Testers	xx.xx	xx.xx	xx.xx	xx.xx	xx.xx	xx.xx	xx.xx	xx.xx
Nonvolatile Memory Testers	xx.xx	xx.xx	xx.xx	xx.xx	xx.xx	xx.xx	xx.xx	xx.xx
SRAM Testers	xx.xx	xx.xx	xx.xx	xx.xx	xx.xx	xx.xx	xx.xx	xx.xx
Total	**xx.xx**	**xx.xx**	**xx.xx**	**xx.xx**	**xx.xx**	**xx.xx**	**xx.xx**	**xx.xx**

Table 251. GCC SoC & Memory Semiconductor Tester Market Size, by Platform Architecture, 2017-2040 (USD Million)

Platform Architecture	2017	2024	2025	2026	2027	2032	2040	CAGR (%)
Open-Standard ATE Platforms	xx.xx	xx.xx	xx.xx	xx.xx	xx.xx	xx.xx	xx.xx	xx.xx
Proprietary ATE Platforms	xx.xx	xx.xx	xx.xx	xx.xx	xx.xx	xx.xx	xx.xx	xx.xx
Total	**xx.xx**	**xx.xx**	**xx.xx**	**xx.xx**	**xx.xx**	**xx.xx**	**xx.xx**	**xx.xx**

Table 252. GCC SoC & Memory Semiconductor Tester Market Size, by Test Purpose, 2017-2040 (USD Million)

Test Purpose	2017	2024	2025	2026	2027	2032	2040	CAGR (%)
Combined Engineering and Production Testing	xx.xx	xx.xx	xx.xx	xx.xx	xx.xx	xx.xx	xx.xx	xx.xx
Engineering Evaluation and Characterization	xx.xx	xx.xx	xx.xx	xx.xx	xx.xx	xx.xx	xx.xx	xx.xx
Production Testing	xx.xx	xx.xx	xx.xx	xx.xx	xx.xx	xx.xx	xx.xx	xx.xx
Total	**xx.xx**	**xx.xx**	**xx.xx**	**xx.xx**	**xx.xx**	**xx.xx**	**xx.xx**	**xx.xx**

Table 253. GCC SoC & Memory Semiconductor Tester Market Size, by Semiconductor End Market, 2017-2040 (USD Million)

Semiconductor End Market	2017	2024	2025	2026	2027	2032	2040	CAGR (%)
Aerospace and Defense	xx.xx	xx.xx	xx.xx	xx.xx	xx.xx	xx.xx	xx.xx	xx.xx
Automotive	xx.xx	xx.xx	xx.xx	xx.xx	xx.xx	xx.xx	xx.xx	xx.xx
Communications	xx.xx	xx.xx	xx.xx	xx.xx	xx.xx	xx.xx	xx.xx	xx.xx
Computing	xx.xx	xx.xx	xx.xx	xx.xx	xx.xx	xx.xx	xx.xx	xx.xx
Consumer Electronics	xx.xx	xx.xx	xx.xx	xx.xx	xx.xx	xx.xx	xx.xx	xx.xx
Industrial Electronics	xx.xx	xx.xx	xx.xx	xx.xx	xx.xx	xx.xx	xx.xx	xx.xx
Total	**xx.xx**	**xx.xx**	**xx.xx**	**xx.xx**	**xx.xx**	**xx.xx**	**xx.xx**	**xx.xx**

Table 254. GCC SoC & Memory Semiconductor Tester Market Size, by Buyer Type, 2017-2040 (USD Million)

Buyer Type	2017	2024	2025	2026	2027	2032	2040	CAGR (%)
Fabless Semiconductor Companies	xx.xx	xx.xx	xx.xx	xx.xx	xx.xx	xx.xx	xx.xx	xx.xx
Integrated Device Manufacturers	xx.xx	xx.xx	xx.xx	xx.xx	xx.xx	xx.xx	xx.xx	xx.xx
Outsourced Assembly and Test Providers	xx.xx	xx.xx	xx.xx	xx.xx	xx.xx	xx.xx	xx.xx	xx.xx
Research and Academic Institutions	xx.xx	xx.xx	xx.xx	xx.xx	xx.xx	xx.xx	xx.xx	xx.xx
Semiconductor Design and IP Service Providers	xx.xx	xx.xx	xx.xx	xx.xx	xx.xx	xx.xx	xx.xx	xx.xx
Semiconductor Foundries	xx.xx	xx.xx	xx.xx	xx.xx	xx.xx	xx.xx	xx.xx	xx.xx
System Companies	xx.xx	xx.xx	xx.xx	xx.xx	xx.xx	xx.xx	xx.xx	xx.xx
Total	**xx.xx**	**xx.xx**	**xx.xx**	**xx.xx**	**xx.xx**	**xx.xx**	**xx.xx**	**xx.xx**

Table 255. GCC SoC & Memory Semiconductor Tester Market Size, by Acquisition Model, 2017-2040 (USD Million)

Acquisition Model	2017	2024	2025	2026	2027	2032	2040	CAGR (%)
Equipment Leasing	xx.xx	xx.xx	xx.xx	xx.xx	xx.xx	xx.xx	xx.xx	xx.xx
Equipment Purchase	xx.xx	xx.xx	xx.xx	xx.xx	xx.xx	xx.xx	xx.xx	xx.xx
Total	**xx.xx**	**xx.xx**	**xx.xx**	**xx.xx**	**xx.xx**	**xx.xx**	**xx.xx**	**xx.xx**

Table 256. GCC SoC & Memory Semiconductor Tester Market Size, by Sales Channel, 2017-2040 (USD Million)

Sales Channel	2017	2024	2025	2026	2027	2032	2040	CAGR (%)
Direct Sales	xx.xx	xx.xx	xx.xx	xx.xx	xx.xx	xx.xx	xx.xx	xx.xx
Distributor and Reseller Sales	xx.xx	xx.xx	xx.xx	xx.xx	xx.xx	xx.xx	xx.xx	xx.xx
Total	**xx.xx**	**xx.xx**	**xx.xx**	**xx.xx**	**xx.xx**	**xx.xx**	**xx.xx**	**xx.xx**

Table 257. GCC SoC & Memory Semiconductor Tester Market Size, by Test Insertion, 2017-2040 (USD Million)

Test Insertion	2017	2024	2025	2026	2027	2032	2040	CAGR (%)
In-Process Assembly Test	xx.xx	xx.xx	xx.xx	xx.xx	xx.xx	xx.xx	xx.xx	xx.xx
Multi-Insertion Test	xx.xx	xx.xx	xx.xx	xx.xx	xx.xx	xx.xx	xx.xx	xx.xx
Packaged-Device Test	xx.xx	xx.xx	xx.xx	xx.xx	xx.xx	xx.xx	xx.xx	xx.xx
Singulated-Die Test	xx.xx	xx.xx	xx.xx	xx.xx	xx.xx	xx.xx	xx.xx	xx.xx
Wafer-Level Test	xx.xx	xx.xx	xx.xx	xx.xx	xx.xx	xx.xx	xx.xx	xx.xx
Total	**xx.xx**	**xx.xx**	**xx.xx**	**xx.xx**	**xx.xx**	**xx.xx**	**xx.xx**	**xx.xx**

Sources & Evidence

1. Advantest - FY2024 Consolidated Financial Results Presentation, April 25, 2025

   • Evidence informing the 2023 market-value input; displayed series and growth include calculations: Quarterly product-revenue disclosures support calendar-2023 totals of JPY xx.xx for SoC testers and JPY xx.xx for memory testers, before modeled scope adjustments. ([advantest.com](https://www.advantest.com/document/en/investors/ir-library/result/JE_BIZ_250425_slide.pdf))

   • Evidence informing the 2024 market-value input; displayed series and growth include calculations: Quarterly product-revenue disclosures support calendar-2024 totals of JPY xx.xx for SoC testers and JPY xx.xx for memory testers; handling, services and system-level testing are disclosed separately. ([advantest.com](https://www.advantest.com/document/en/investors/ir-library/result/JE_BIZ_250425_slide.pdf))

2. Advantest - FY2025 Third Quarter Financial Results Presentation, January 28, 2026

- Evidence informing the 2025 market-value input; displayed series and growth include calculations: The disclosed January-March 2025 quarter and April-December 2025 quarters produce calendar-2025 SoC tester revenue of JPY xx.xx and memory tester revenue of JPY xx.xx. These are supplier revenues, not a published global market total. ([advantest.com](https://www.advantest.com/document/en/investors/ir-library/result/JE_BIZ_260128_slide.pdf))
- Evidence informing base-year allocation inputs; displayed values and growth are calculated: Quarterly product disclosures reconstruct calendar-2025 SoC revenue of JPY xx.xx, before the inherited eligible-SoC scope deduction.
- Evidence informing base-year allocation inputs; displayed values and growth are calculated: Quarterly memory revenue totals JPY xx.xx for calendar 2025, anchoring the memory equipment pool rather than a published global share.
- Evidence informing base-year allocation inputs; displayed values and growth are calculated: January-March memory revenue of JPY xx.xx supports the fiscal-to-calendar application-mix bridge.
- Evidence informing base-year allocation inputs; displayed values and growth are calculated: Quarterly SoC revenues of JPY xx.xx, xx.xx, xx.xx and xx.xx reconstruct calendar-2025 revenue of JPY xx.xx, the supplier revenue ceiling used for modeled eligible OPENSTAR attribution. ([advantest.com](https://www.advantest.com/document/en/investors/ir-library/result/JE_BIZ_260128_slide.pdf))
- Evidence informing base-year allocation inputs; displayed values and growth are calculated: Reported quarters support the calendar-2025 SoC revenue bridge used to estimate Computing's equipment weight. ([advantest.com](https://www.advantest.com/document/en/investors/ir-library/result/JE_BIZ_260128_slide.pdf))
- Evidence informing base-year allocation inputs; displayed values and growth are calculated: The same quarterly equipment revenues constrain the combined Computing/Communications budget before modeled separation. ([advantest.com](https://www.advantest.com/document/en/investors/ir-library/result/JE_BIZ_260128_slide.pdf))
- Evidence informing base-year allocation inputs; displayed values and growth are calculated: The quarterly product table independently reproduces calendar-2025 SoC revenue of JPY xx.xx and memory revenue of JPY xx.xx. These constrain the inherited equipment-revenue scale but do not disclose an acquisition-model split. ([advantest.com](https://www.advantest.com/document/en/investors/ir-library/result/JE_BIZ_260128_slide.pdf))
- Evidence informing base-year allocation inputs; displayed values and growth are calculated: Quarterly product disclosures reconstruct calendar-2025 SoC revenue of JPY xx.xx and memory revenue of JPY xx.xx, supporting the retained scoped manufacturer budget rather than an observed channel share. ([advantest.com](https://www.advantest.com/document/en/investors/ir-library/result/JE_BIZ_260128_slide.pdf))
- Evidence informing base-year allocation inputs; displayed values and growth are calculated: The manufacturer equipment budget provides the economic scale against which inherited intermediary penetration is allocated; the presentation does not quantify reseller receipts. ([advantest.com](https://www.advantest.com/document/en/investors/ir-library/result/JE_BIZ_260128_slide.pdf))
- Evidence informing base-year allocation inputs; displayed values and growth are calculated: Quarterly memory-system receipts reconstruct calendar-2025 revenue of JPY xx.xx, an input to the shared diversified-memory equipment budget.
- Evidence informing forecast-year allocation inputs; displayed values and growth are calculated: Quarterly memory-system receipts reconstruct calendar-2025 revenue of JPY xx.xx, an input to the shared diversified-memory equipment budget.
- Evidence informing base-year allocation inputs; displayed values and growth are calculated: The observed memory receipts constrain the parent purchasing budget from which the modeled intermediate-assembly portion is attributed; no insertion split is disclosed.
- Evidence informing forecast-year allocation inputs; displayed values and growth are calculated: The observed memory receipts constrain the parent purchasing budget from which the modeled intermediate-assembly portion is attributed; no insertion split is disclosed.
- Evidence informing base-year allocation inputs; displayed values and growth are calculated: Product-line receipts support the common equipment-budget bridge carried into the package-test allocation and its forecast starting weights.
- Evidence informing forecast-year allocation inputs; displayed values and growth are calculated: Product-line receipts support the common equipment-budget bridge carried into the package-test allocation and its forecast starting weights.

3. Advantest - FY2026 First Quarter Financial Results Presentation, July 29, 2026

· Evidence informing the 2026 market-value input; displayed series and growth include calculations: The presentation reports January-March 2026 SoC/memory revenues of JPY xx.xx/xx.xx and April-June revenues of JPY xx.xx/xx.xx. July guidance forecasts fiscal-2026 SoC/memory revenues of JPY xx.xx/xx.xx and supplies the fiscal-to-calendar bridge. Guidance is not realized revenue. ([advantest.com](https://www.advantest.com/document/en/investors/ir-library/result/JE_BIZ_260729_slide.pdf))

· Evidence informing the 2040 market-value input; displayed series and growth include calculations: Current equipment revenue and company-specific capacity plans constrain the forecast starting point, not the assumed long-run growth rate or the 2040 result. ([advantest.com](https://www.advantest.com/document/en/investors/ir-library/result/JE_BIZ_260729_slide.pdf))

· Evidence informing forecast-year allocation inputs; displayed values and growth are calculated: Actual quarterly SoC revenue and FY2026 product guidance constrain the inherited 2026 supplier bridge used to forecast relative category weights.

· Evidence informing forecast-year allocation inputs; displayed values and growth are calculated: January-March and April-June memory revenue of JPY xx.xx/xx.xx and FY2026 guidance of JPY xx.xx constrain the calendar bridge.

· Evidence informing base-year allocation inputs; displayed values and growth are calculated: Rounded fiscal DRAM mixes are xx.xx% for FY2024 and xx.xx% for FY2025; FY2026 guidance is xx.xx%. Calendar conversion and co-primary deductions are modeled.

· Evidence informing forecast-year allocation inputs; displayed values and growth are calculated: Rounded fiscal DRAM mixes are xx.xx% for FY2024 and xx.xx% for FY2025; FY2026 guidance is xx.xx%. Calendar conversion and co-primary deductions are modeled.

· Evidence informing base-year allocation inputs; displayed values and growth are calculated: Corresponding nonvolatile mixes are xx.xx%, xx.xx% and guided xx.xx%, qualifying an exclusively DRAM-led outlook without verifying future global shares.

· Evidence informing forecast-year allocation inputs; displayed values and growth are calculated: Corresponding nonvolatile mixes are xx.xx%, xx.xx% and guided xx.xx%, qualifying an exclusively DRAM-led outlook without verifying future global shares.

· Evidence informing base-year allocation inputs; displayed values and growth are calculated: Own SoC sales mix is approximately xx.xx% Computing/Communications in FY24 and xx.xx% in FY25; 2026 demand commentary constrains forecast direction, not the final share. ([advantest.com](https://www.advantest.com/document/en/investors/ir-library/result/JE_BIZ_260729_slide.pdf))

· Evidence informing forecast-year allocation inputs; displayed values and growth are calculated: Own SoC sales mix is approximately xx.xx% Computing/Communications in FY24 and xx.xx% in FY25; 2026 demand commentary constrains forecast direction, not the final share. ([advantest.com](https://www.advantest.com/document/en/investors/ir-library/result/JE_BIZ_260729_slide.pdf))

· Evidence informing base-year allocation inputs; displayed values and growth are calculated: Reported combined application proportions constrain the common budget; the separate Communications allocation and future mix remain modeled. ([advantest.com](https://www.advantest.com/document/en/investors/ir-library/result/JE_BIZ_260729_slide.pdf))

· Evidence informing forecast-year allocation inputs; displayed values and growth are calculated: Reported combined application proportions constrain the common budget; the separate Communications allocation and future mix remain modeled. ([advantest.com](https://www.advantest.com/document/en/investors/ir-library/result/JE_BIZ_260729_slide.pdf))

4. Teradyne, Inc. - Form 10-K for the Year Ended December 31, 2025
   - Evidence informing the 2023 market-value input; displayed series and growth include calculations: The revenue-disaggregation table reports 2023 point-in-time SoC revenue of USD xx.xx and memory revenue of USD xx.xx. Replacement parts require a further modeled deduction. ([investors.teradyne.com](https://investors.teradyne.com/sec-filings/all-sec-filings/content/xx.xx-xx.xx-xx.xx/xx.xx-xx.xx-xx.xx.pdf))
   - Evidence informing the 2024 market-value input; displayed series and growth include calculations: The filing reports 2024 point-in-time SoC revenue of USD xx.xx and memory revenue of USD xx.xx separately from over-time revenue and IST. ([investors.teradyne.com](https://investors.teradyne.com/sec-filings/all-sec-filings/content/xx.xx-xx.xx-xx.xx/xx.xx-xx.xx-xx.xx.pdf))
   - Evidence informing the 2025 market-value input; displayed series and growth include calculations: The filing reports 2025 point-in-time SoC revenue of USD xx.xx and memory revenue of USD xx.xx. Point-in-time recognition includes products and replacement parts and is therefore an equipment proxy rather than an exact complete-system subtotal. ([investors.teradyne.com](https://investors.teradyne.com/sec-filings/all-sec-filings/content/xx.xx-xx.xx-xx.xx/xx.xx-xx.xx-xx.xx.pdf))
   - Evidence informing base-year allocation inputs; displayed values and growth are calculated: 2025 point-in-time SoC revenue is USD xx.xx; equipment and eligible-device deductions remain modeled.
   - Evidence informing base-year allocation inputs; displayed values and growth are calculated: 2025 point-in-time memory revenue is USD xx.xx; replacement parts require the inherited equipment adjustment.
   - Evidence informing base-year allocation inputs; displayed values and growth are calculated: The filing identifies DRAM/HBM commercial activity; it does not disclose the modeled annual DRAM configuration fraction.
   - Evidence informing base-year allocation inputs; displayed values and growth are calculated: Magnum flash-memory activity supports nonvolatile category participation, not the assumed annual sales fraction.
   - Evidence informing base-year allocation inputs; displayed values and growth are calculated: Separately reported specifying and purchasing customers support treating commercial roles distinctly, without adding overlapping customer percentages.
   - Evidence informing forecast-year allocation inputs; displayed values and growth are calculated: Separately reported specifying and purchasing customers support treating commercial roles distinctly, without adding overlapping customer percentages.
   - Evidence informing base-year allocation inputs; displayed values and growth are calculated: Reported 2024-2025 product revenues supply a realized-demand challenge, but do not identify engineering-only sales; the allocation retains this attribution limitation. ([investors.teradyne.com](https://investors.teradyne.com/sec-filings/all-sec-filings/content/xx.xx-xx.xx-xx.xx/xx.xx-xx.xx-xx.xx.pdf))
   - Evidence informing forecast-year allocation inputs; displayed values and growth are calculated: Reported 2024-2025 product revenues supply a realized-demand challenge, but do not identify engineering-only sales; the allocation retains this attribution limitation. ([investors.teradyne.com](https://investors.teradyne.com/sec-filings/all-sec-filings/content/xx.xx-xx.xx-xx.xx/xx.xx-xx.xx-xx.xx.pdf))
   - Evidence informing base-year allocation inputs; displayed values and growth are calculated: Point-in-time SoC revenue grew approximately xx.xx% while memory declined approximately xx.xx%, qualifying uniform-growth assumptions rather than directly establishing purpose shares. ([investors.teradyne.com](https://investors.teradyne.com/sec-filings/all-sec-filings/content/xx.xx-xx.xx-xx.xx/xx.xx-xx.xx-xx.xx.pdf))
   - Evidence informing forecast-year allocation inputs; displayed values and growth are calculated: Point-in-time SoC revenue grew approximately xx.xx% while memory declined approximately xx.xx%, qualifying uniform-growth assumptions rather than directly establishing purpose shares. ([investors.teradyne.com](https://investors.teradyne.com/sec-filings/all-sec-filings/content/xx.xx-xx.xx-xx.xx/xx.xx-xx.xx-xx.xx.pdf))
   - Evidence informing base-year allocation inputs; displayed values and growth are calculated: Distinguishes platform specifiers from purchasing customers, supporting the requirement for an accepted joint remit rather than inferring it from platform selection. ([investors.teradyne.com](https://investors.teradyne.com/sec-filings/all-sec-filings/content/xx.xx-xx.xx-xx.xx/xx.xx-xx.xx-xx.xx.pdf))
   - Evidence informing forecast-year allocation inputs; displayed values and growth are calculated: Distinguishes platform specifiers from purchasing customers, supporting the requirement for an accepted joint remit rather than inferring it from platform selection.

5. Teradyne, Inc. - Form 10-Q for the Quarterly Period Ended June 28, 2026
   - Evidence informing the 2026 market-value input; displayed series and growth include calculations: First-half 2026 point-in-time revenue was USD xx.xx for SoC and USD xx.xx for memory. Comparable first-half 2025 amounts were USD xx.xx and USD xx.xx independently establishing strong realized growth before the modeled second half. ([investors.teradyne.com](https://investors.teradyne.com/sec-filings/all-sec-filings/content/xx.xx-xx.xx-xx.xx/xx.xx-xx.xx-xx.xx.pdf))
   - Evidence informing forecast-year allocation inputs; displayed values and growth are calculated: First-half 2026 point-in-time SoC revenue of USD xx.xx anchors the scoped and annualized SoC forecast input.
   - Evidence informing forecast-year allocation inputs; displayed values and growth are calculated: First-half 2026 point-in-time memory revenue of USD xx.xx anchors the memory forecast pool; second-half realization remains assumed.
   - Evidence informing forecast-year allocation inputs; displayed values and growth are calculated: The observed memory pool constrains the forecast numerator to which the explicitly assumed small SRAM fraction is applied; SRAM sales are not separately disclosed.
   - Evidence informing forecast-year allocation inputs; displayed values and growth are calculated: The observed memory pool constrains modeled multi-family attribution, but does not independently establish co-primary configuration sales.
   - Evidence informing forecast-year allocation inputs; displayed values and growth are calculated: The scoped memory forecast pool supplies one bounded source of combined-configuration value; the co-primary fraction remains assumed.
6. Cohu, Inc. - Form 10-K for the Fiscal Year Ended December 27, 2025
   - Evidence informing the 2023 market-value input; displayed series and growth include calculations: Cohu reports 2023 systems-semiconductor test and inspection revenue of USD xx.xx. Only an assumed complete-tester and eligible-device portion enters this market. ([sec.gov](https://www.sec.gov/Archives/edgar/data/xx.xx/xx.xx/cohu20251227_10k.htm))
   - Evidence informing the 2024 market-value input; displayed series and growth include calculations: Cohu reports 2024 systems-semiconductor test and inspection revenue of USD xx.xx separately from non-systems revenue. ([sec.gov](https://www.sec.gov/Archives/edgar/data/xx.xx/xx.xx/cohu20251227_10k.htm))
   - Evidence informing the 2025 market-value input; displayed series and growth include calculations: Cohu reports 2025 systems-semiconductor test and inspection revenue of USD xx.xx. Automation, inspection, interfaces and recurring services prevent attribution of the whole company to SoC testers. ([sec.gov](https://www.sec.gov/Archives/edgar/data/xx.xx/xx.xx/cohu20251227_10k.htm))
   - Evidence informing base-year allocation inputs; displayed values and growth are calculated: Cohu describes a primarily direct commercial model supported by targeted independent representatives, supporting direct attribution where the manufacturer remains the contractual seller. ([sec.gov](https://www.sec.gov/Archives/edgar/data/xx.xx/xx.xx/cohu20251227_10k.htm))
   - Evidence informing forecast-year allocation inputs; displayed values and growth are calculated: Cohu describes a primarily direct commercial model supported by targeted independent representatives, supporting direct attribution where the manufacturer remains the contractual seller. ([sec.gov](https://www.sec.gov/Archives/edgar/data/xx.xx/xx.xx/cohu20251227_10k.htm))
   - Evidence informing base-year allocation inputs; displayed values and growth are calculated: Independent-representative commissions are identified in selling expenses; representation alone does not establish title-taking equipment resale or a numerical distributor share. ([sec.gov](https://www.sec.gov/Archives/edgar/data/xx.xx/xx.xx/cohu20251227_10k.htm))
   - Evidence informing forecast-year allocation inputs; displayed values and growth are calculated: Independent-representative commissions are identified in selling expenses; representation alone does not establish title-taking equipment resale or a numerical distributor share. ([sec.gov](https://www.sec.gov/Archives/edgar/data/xx.xx/xx.xx/cohu20251227_10k.htm))

7. Hangzhou Changchuan Technology Co., Ltd. - 2025 Annual Report
   · Evidence informing the 2024 market-value input; displayed series and growth include calculations: The product table reports 2024 tester revenue of CNY xx.xx, distinct from handlers and other products. Its SoC-eligible portion remains modeled. ([static.cninfo.com.cn](https://static.cninfo.com.cn/finalpage/2026-xx.xx-xx.xx/xx.xx.PDF))
   · Evidence informing the 2025 market-value input; displayed series and growth include calculations: The product table reports 2025 tester revenue of CNY xx.xx. The filing's broader analog and digital portfolio requires a scope adjustment rather than inclusion of all tester revenue. ([static.cninfo.com.cn](https://static.cninfo.com.cn/finalpage/2026-xx.xx-xx.xx/xx.xx.PDF))
8. YC Corporation - Business Report for the Year Ended December 31, 2025
   · Evidence informing the 2023 market-value input; displayed series and growth include calculations: The sales table reports KRW xx.xx for the 2023 memory-wafer-tester, semiconductor-equipment, parts, modification and related category. Complete-equipment attribution requires a deduction. ([kind.krx.co.kr](https://kind.krx.co.kr/external/2026/xx.xx/xx.xx/xx.xx/xx.xx/xx.xx.htm))
   · Evidence informing the 2024 market-value input; displayed series and growth include calculations: The comparable 2024 category revenue is KRW xx.xx, not an independently isolated complete-tester total. ([kind.krx.co.kr](https://kind.krx.co.kr/external/2026/xx.xx/xx.xx/xx.xx/xx.xx/xx.xx.htm))
   · Evidence informing the 2025 market-value input; displayed series and growth include calculations: The comparable 2025 category revenue is KRW xx.xx. Parts, modifications and other equipment remain a material scope uncertainty. ([kind.krx.co.kr](https://kind.krx.co.kr/external/2026/xx.xx/xx.xx/xx.xx/xx.xx/xx.xx.htm))
   · Evidence informing base-year allocation inputs; displayed values and growth are calculated: YC reports KRW xx.xx in a broad memory-wafer-tester, parts, modification and related revenue category, constraining the inherited equipment budget.
   · Evidence informing base-year allocation inputs; displayed values and growth are calculated: The company's own business description establishes DRAM equipment activity; the assumed xx.xx% allocation is not disclosed.
   · Evidence informing base-year allocation inputs; displayed values and growth are calculated: NAND equipment participation establishes the nonvolatile commercial mapping; the assumed xx.xx% allocation is not an observed split.
9. Chroma ESG - About Chroma: 2025 Group Financial and Operating Profile
   · Evidence informing the 2025 market-value input; displayed series and growth include calculations: Chroma's own disclosure states 2025 group consolidated revenue of USD xx.xx. This broad corporate amount constrains, but does not directly measure, its eligible complete-SoC-tester revenue. ([csr.chromaate.com](https://csr.chromaate.com/en/esg-en/green-chroma-en/brand-en))
10. Chroma ESG - Green Revenue and Financial Performance, 2025
   · Evidence informing the 2024 market-value input; displayed series and growth include calculations: Chroma reports 2025 consolidated revenue growth of xx.xx%. The model uses this company growth rate to backcast its small 2024 scoped revenue budget at a constant conversion basis, not as an observed 2024 tester subtotal. ([csr.chromaate.com](https://csr.chromaate.com/en/esg-en/green-chroma-en/green-revenue-en))
   · Evidence informing the 2025 market-value input; displayed series and growth include calculations: The disclosure distinguishes broad measurement products and SLT demand, reinforcing the need to exclude unrelated corporate revenue from the SoC/memory tester estimate. ([csr.chromaate.com](https://csr.chromaate.com/en/esg-en/green-chroma-en/green-revenue-en))

11. Federal Reserve Board - Foreign Exchange Rates, G.5A, January 5, 2026

    · Evidence informing the 2023 market-value input; displayed series and growth include calculations: The official annual-average exchange-rate release supplies the currency-conversion benchmark; the model uses JPY xx.xx per USD for its large calendar-2023 Japanese revenue anchor and an explicitly rounded KRW conversion for the smaller Korean budget. ([fred.stlouisfed.org](https://fred.stlouisfed.org/series/AEXJPUS/))

    · Evidence informing the 2024 market-value input; displayed series and growth include calculations: The model uses JPY xx.xx per USD for calendar 2024; small CNY and KRW budgets use disclosed approximate conversion assumptions close to the official annual averages. ([fred.stlouisfed.org](https://fred.stlouisfed.org/series/AEXJPUS/))

    · Evidence informing the 2025 market-value input; displayed series and growth include calculations: The model uses JPY xx.xx per USD for calendar 2025. CNY xx.xx and KRW xx.xx per USD are rounded modeling conventions, not the release's exact observations. ([fred.stlouisfed.org](https://fred.stlouisfed.org/series/AEXJPUS/))

12. SEMI - 2018 Global Semiconductor Equipment Sales Jump to Record USD 64.5 Billion

    · Evidence informing the 2017 market-value input; displayed series and growth include calculations: The association's member-billings release reports xx.xx% growth in total test equipment sales in 2018. Its inverse supplies the 2017 historical proxy; it is not a direct observation of the narrower captured market. ([www1.semi.org](https://www1.semi.org/en/2018-global-semiconductor-equipment-sales-jump-record-xx.xx-billion))

    · Evidence informing the 2018 market-value input; displayed series and growth include calculations: The release reports approximately USD xx.xx of total semiconductor-equipment sales in 2018, used only with the 2019 equipment total as a disclosed broad-cycle proxy. ([www1.semi.org](https://www1.semi.org/en/2018-global-semiconductor-equipment-sales-jump-record-xx.xx-billion))

13. SEMI - 2020 Global Semiconductor Equipment Sales Surge 19% to Industry Record USD 71.2 Billion

    · Evidence informing the 2018 market-value input; displayed series and growth include calculations: The release reports 2019 total equipment billings of USD xx.xx. Relative to the published approximate 2018 total, this supplies a broad-equipment downturn proxy, not an observed SoC/memory tester growth rate. ([semi.org](https://www.semi.org/en/news-media-press/semi-press-releases/annual-global-semiconductor-equipment-sales))

    · Evidence informing the 2019 market-value input; displayed series and growth include calculations: Reported 2020 total-test-equipment growth of xx.xx% supplies the inverse bridge into 2019. ([semi.org](https://www.semi.org/en/news-media-press/semi-press-releases/annual-global-semiconductor-equipment-sales))

    · Evidence informing the 2020 market-value input; displayed series and growth include calculations: The association's member-submitted billings dataset reports xx.xx% total-test-equipment growth in 2020, used as a historical demand-cycle proxy. ([semi.org](https://www.semi.org/en/news-media-press/semi-press-releases/annual-global-semiconductor-equipment-sales))

14. SEMI - 2021 Global Semiconductor Equipment Sales Surge 44% to Industry Record USD 102.6 Billion

    · Evidence informing the 2020 market-value input; displayed series and growth include calculations: Reported total-test-equipment sales growth of xx.xx% in 2021 supports the inverse bridge from the 2021 estimate to 2020. ([semi.org](https://www.semi.org/en/news-media-press-releases/semi-press-releases/2021-global-semiconductor-equipment-sales-surge-xx.xx%xx.xx-to-industry-record-%xx.xx-billion-semi-reports))

    · Evidence informing the 2021 market-value input; displayed series and growth include calculations: The xx.xx% test-equipment increase is a member-billings observation for a broader equipment class, not the final market value returned here. ([semi.org](https://www.semi.org/en/news-media-press-releases/semi-press-releases/2021-global-semiconductor-equipment-sales-surge-xx.xx%xx.xx-to-industry-record-%xx.xx-billion-semi-reports))

15. SEMI - Global Semiconductor Equipment Billings Reach Industry Record USD 107.6 Billion in 2022

    · Evidence informing the 2021 market-value input; displayed series and growth include calculations: The release reports a xx.xx% contraction in total-test-equipment billings in 2022, supporting the inverse historical bridge into 2021. ([semi.org](https://www.semi.org/en/news-media-press-releases/semi-press-releases/global-semiconductor-equipment-billings-reach-industry-record-%xx.xx-billion-in-2022-semi-reports))

16. SEMI - Global Semiconductor Equipment Billings Slip to USD 106.3 Billion in 2023

· Evidence informing the 2023 market-value input; displayed series and growth include calculations: The xx.xx% broader test-equipment decline supplies a historical-cycle constraint and one small-supplier backcast assumption, not the target-market level.
([semi.org](https://www.semi.org/en/news-media-press-releases/semi-press-releases/global-semiconductor-equipment-billings-slip-to-%xx.xx-billion-in-2023-semi-reports))

17. SEMI - Global Semiconductor Equipment Billings Surged to USD 117 Billion in 2024

· Evidence informing the 2024 market-value input; displayed series and growth include calculations: Realized total-test-equipment billings increased xx.xx% in 2024. This independently checks the direction and approximate magnitude of the modeled target-market recovery without substituting the broader category for this market.
([semi.org](https://www.semi.org/en/semi-press-release/global-semiconductor-equipment-billings-surged-to-xx.xx-billion-dollars-in-2024-semi-reports))

18. SEMI - Global Semiconductor Equipment Billings Reached USD 135 Billion in 2025

· Evidence informing the 2025 market-value input; displayed series and growth include calculations: The association reports realized total-test-equipment billings growth of xx.xx% in 2025. The modeled target-market increase of approximately xx.xx% is directionally consistent; differing product boundaries prevent an exact reconciliation.
([semi.org](https://www.semi.org/en/SEMI-Reports-Global-Semiconductor-Equipment-Billings-Reached-xx.xx-Billion-in-2025))

19. Advantest - Annual Securities Report and Business Report for the Year Ended March 31, 2026

- Evidence informing the 2025 market-value input; displayed series and growth include calculations: Note xx.xx identifies customer operating leases of semiconductor test systems and JPY xx.xx of future payments receivable at March xx.xx 2025. This establishes a small supplier-specific leasing activity, not annual global leasing revenue. ([advantest.com](https://www.advantest.com/document/en/investors/ir-library/report/IR_SecuritiesandBusinesReport_84th_en.pdf))
- Evidence informing the 2026 market-value input; displayed series and growth include calculations: Future customer lease payments receivable were JPY xx.xx at March xx.xx 2026; disclosed terms were one to three years and noncancelable. These figures qualify any assumption that OEM leasing is necessarily large or offers flexible exit. ([advantest.com](https://www.advantest.com/document/en/investors/ir-library/report/IR_SecuritiesandBusinesReport_84th_en.pdf))
- Evidence informing base-year allocation inputs; displayed values and growth are calculated: Named NVIDIA-group customer receipts constrain direct fabless purchasing; fiscal/calendar and eligible-equipment attribution remain modeled.
- Evidence informing forecast-year allocation inputs; displayed values and growth are calculated: Named NVIDIA-group customer receipts constrain direct fabless purchasing; fiscal/calendar and eligible-equipment attribution remain modeled.
- Evidence informing base-year allocation inputs; displayed values and growth are calculated: Named TSMC customer receipts anchor the foundry purchasing model; other suppliers and foundries require explicit coverage assumptions.
- Evidence informing forecast-year allocation inputs; displayed values and growth are calculated: Named TSMC customer receipts anchor the foundry purchasing model; other suppliers and foundries require explicit coverage assumptions.
- Evidence informing base-year allocation inputs; displayed values and growth are calculated: The equipment-revenue policy recognizes product revenue when control transfers on contractual delivery or acceptance, supporting the purchase classification rather than service-revenue attribution. ([advantest.com](https://www.advantest.com/document/en/investors/ir-library/report/IR_SecuritiesandBusinesReport_84th_en.pdf))
- Evidence informing forecast-year allocation inputs; displayed values and growth are calculated: The equipment-revenue policy recognizes product revenue when control transfers on contractual delivery or acceptance, supporting the purchase classification rather than service-revenue attribution. ([advantest.com](https://www.advantest.com/document/en/investors/ir-library/report/IR_SecuritiesandBusinesReport_84th_en.pdf))
- Evidence informing base-year allocation inputs; displayed values and growth are calculated: Note xx.xx discloses customer operating leases, one-to-three-year noncancelable terms, and remaining payments of JPY xx.xx and JPY xx.xx at March xx.xx 2025 and March xx.xx 2026. These constrain contractual and adoption assumptions, not annual global leasing revenue or the final forecast share. ([advantest.com](https://www.advantest.com/document/en/investors/ir-library/report/IR_SecuritiesandBusinesReport_84th_en.pdf))
- Evidence informing forecast-year allocation inputs; displayed values and growth are calculated: Note xx.xx discloses customer operating leases, one-to-three-year noncancelable terms, and remaining payments of JPY xx.xx and JPY xx.xx at March xx.xx 2025 and March xx.xx 2026. These constrain contractual and adoption assumptions, not annual global leasing revenue or the final forecast share. ([advantest.com](https://www.advantest.com/document/en/investors/ir-library/report/IR_SecuritiesandBusinesReport_84th_en.pdf))
- Evidence informing base-year allocation inputs; displayed values and growth are calculated: Wholly owned regional test-system sales subsidiaries establish consolidated manufacturer selling, while customer operating leases establish an OEM leasing route; both support the contractual-role allocation premise. ([advantest.com](https://www.advantest.com/document/en/investors/ir-library/report/IR_SecuritiesandBusinesReport_84th_en.pdf))
- Evidence informing forecast-year allocation inputs; displayed values and growth are calculated: Wholly owned regional test-system sales subsidiaries establish consolidated manufacturer selling, while customer operating leases establish an OEM leasing route; both support the contractual-role allocation premise. ([advantest.com](https://www.advantest.com/document/en/investors/ir-library/report/IR_SecuritiesandBusinesReport_84th_en.pdf))
- Evidence informing base-year allocation inputs; displayed values and growth are calculated: Future customer lease payments of JPY xx.xx at March xx.xx 2025 and JPY xx.xx at March xx.xx 2026 are supplier-specific receivables, not annual global merchant lease revenue; they limit rather than verify the leasing assumptions. ([advantest.com](https://www.advantest.com/document/en/investors/ir-library/report/IR_SecuritiesandBusinesReport_84th_en.pdf))

20. Amkor Technology, Inc. - Form 10-K for the Year Ended December 31, 2025

- Evidence informing the 2025 market-value input; displayed series and growth include calculations: Amkor reports 2025 capital expenditures of USD xx.xx versus USD xx.xx in 2024, covering packaging, testing and facilities. The amount is a buyer-spending constraint, not tester-only spending. ([sec.gov](https://www.sec.gov/Archives/edgar/data/xx.xx/xx.xx/amkr-xx.xx.htm))
- Evidence informing the 2026 market-value input; displayed series and growth include calculations: The filing's USD xx.xx-xx.xx 2026 capital-expenditure expectation is primarily increased by Arizona construction. It cannot be treated as an equivalent tester award or annual tester-market increment. ([sec.gov](https://www.sec.gov/Archives/edgar/data/xx.xx/xx.xx/amkr-xx.xx.htm))
- Evidence informing the 2028 market-value input; displayed series and growth include calculations: Standardized tester investment, customer-consigned equipment and equipment-redeployment risks qualify the conversion from announced capacity projects to incremental tester purchases. No project investment is added directly to the 2028 forecast. ([sec.gov](https://www.sec.gov/Archives/edgar/data/xx.xx/xx.xx/amkr-xx.xx.htm))
- Evidence informing the 2029 market-value input; displayed series and growth include calculations: The buyer's broad spending and commitment disclosures support retaining procurement-conversion and reuse uncertainty rather than equating project completion with tester sales. ([sec.gov](https://www.sec.gov/Archives/edgar/data/xx.xx/xx.xx/amkr-xx.xx.htm))
- Evidence informing base-year allocation inputs; displayed values and growth are calculated: The test-equipment accounting-life extension from five to seven years constrains the annualized production denominator against which engineering purchasing is compared. ([sec.gov](https://www.sec.gov/Archives/edgar/data/xx.xx/xx.xx/amkr-xx.xx.htm))
- Evidence informing forecast-year allocation inputs; displayed values and growth are calculated: The test-equipment accounting-life extension from five to seven years constrains the annualized production denominator against which engineering purchasing is compared. ([sec.gov](https://www.sec.gov/Archives/edgar/data/xx.xx/xx.xx/amkr-xx.xx.htm))
- Evidence informing base-year allocation inputs; displayed values and growth are calculated: Seven-year test-equipment accounting life anchors the selected purchasing-frequency proxy; broad capital expenditure is not treated as tester-only spending. ([sec.gov](https://www.sec.gov/Archives/edgar/data/xx.xx/xx.xx/amkr-xx.xx.htm))
- Evidence informing forecast-year allocation inputs; displayed values and growth are calculated: Seven-year test-equipment accounting life anchors the selected purchasing-frequency proxy; broad capital expenditure is not treated as tester-only spending. ([sec.gov](https://www.sec.gov/Archives/edgar/data/xx.xx/xx.xx/amkr-xx.xx.htm))
- Evidence informing base-year allocation inputs; displayed values and growth are calculated: Standardized platforms and customer-consigned testers qualify ownership and reuse attribution; these conditions do not establish accepted joint-purpose deployment. ([sec.gov](https://www.sec.gov/Archives/edgar/data/xx.xx/xx.xx/amkr-xx.xx.htm))
- Evidence informing forecast-year allocation inputs; displayed values and growth are calculated: Standardized platforms and customer-consigned testers qualify ownership and reuse attribution; these conditions do not establish accepted joint-purpose deployment. ([sec.gov](https://www.sec.gov/Archives/edgar/data/xx.xx/xx.xx/amkr-xx.xx.htm))
- Evidence informing base-year allocation inputs; displayed values and growth are calculated: The buyer reports approximately xx.xx% Computing sales and standardized tester investment, providing a representativeness and reuse check, not equipment-market weights. ([sec.gov](https://www.sec.gov/Archives/edgar/data/xx.xx/xx.xx/amkr-xx.xx.htm))
- Evidence informing forecast-year allocation inputs; displayed values and growth are calculated: The buyer reports approximately xx.xx% Computing sales and standardized tester investment, providing a representativeness and reuse check, not equipment-market weights. ([sec.gov](https://www.sec.gov/Archives/edgar/data/xx.xx/xx.xx/amkr-xx.xx.htm))
- Evidence informing base-year allocation inputs; displayed values and growth are calculated: Approximately xx.xx% Communications sales and customer-consigned equipment demonstrate why operator revenue and ownership cannot directly determine tester purchasing shares. ([sec.gov](https://www.sec.gov/Archives/edgar/data/xx.xx/xx.xx/amkr-xx.xx.htm))
- Evidence informing forecast-year allocation inputs; displayed values and growth are calculated: Approximately xx.xx% Communications sales and customer-consigned equipment demonstrate why operator revenue and ownership cannot directly determine tester purchasing shares. ([sec.gov](https://www.sec.gov/Archives/edgar/data/xx.xx/xx.xx/amkr-xx.xx.htm))
- Evidence informing base-year allocation inputs; displayed values and growth are calculated: Approximately xx.xx% Consumer sales provide a buyer-specific countercheck; shared-platform practices do not quantify

21. KAUST - Saudi Future of Semiconductors Forum 2025
    - Evidence informing base-year allocation inputs; displayed values and growth are calculated: Institutional and chip-design ecosystem activity supports a small engineering-demand premise, not an observed equipment award.
    - Evidence informing forecast-year allocation inputs; displayed values and growth are calculated: Institutional and chip-design ecosystem activity supports a small engineering-demand premise, not an observed equipment award.
22. Teradyne - Magnum 2 Memory Test Solution
    - Evidence informing base-year allocation inputs; displayed values and growth are calculated: Magnum xx.xx lists SRAM applications, establishing a commercial category mapping without supplying a revenue weight.
    - Evidence informing forecast-year allocation inputs; displayed values and growth are calculated: Magnum xx.xx lists SRAM applications, establishing a commercial category mapping without supplying a revenue weight.
    - Evidence informing base-year allocation inputs; displayed values and growth are calculated: DRAM, SRAM, NOR and NAND capability overlaps support mutually exclusive configuration attribution rather than adding advertised capabilities as sales.
    - Evidence informing forecast-year allocation inputs; displayed values and growth are calculated: DRAM, SRAM, NOR and NAND capability overlaps support mutually exclusive configuration attribution rather than adding advertised capabilities as sales.
    - Evidence informing base-year allocation inputs; displayed values and growth are calculated: Low-end SoC and memory applications identify a candidate combined-capability pool; actual joint customer mandates and numerical fractions remain unmeasured.
    - Evidence informing forecast-year allocation inputs; displayed values and growth are calculated: Low-end SoC and memory applications identify a candidate combined-capability pool; actual joint customer mandates and numerical fractions remain unmeasured.
    - Evidence informing base-year allocation inputs; displayed values and growth are calculated: Separately identifies an engineering configuration, supporting purpose classification and the direction of the modeled realization difference, not its exact numerical price ratio. ([teradyne.com](https://www.teradyne.com/products/magnum-xx.xx/))
    - Evidence informing forecast-year allocation inputs; displayed values and growth are calculated: Separately identifies an engineering configuration, supporting purpose classification and the direction of the modeled realization difference, not its exact numerical price ratio. ([teradyne.com](https://www.teradyne.com/products/magnum-xx.xx/))
    - Evidence informing base-year allocation inputs; displayed values and growth are calculated: Separately identifies production configurations, supporting production-purpose attribution rather than classification from family-wide capability alone. ([teradyne.com](https://www.teradyne.com/products/magnum-xx.xx/))
    - Evidence informing forecast-year allocation inputs; displayed values and growth are calculated: Separately identifies production configurations, supporting production-purpose attribution rather than classification from family-wide capability alone. ([teradyne.com](https://www.teradyne.com/products/magnum-xx.xx/))
    - Evidence informing base-year allocation inputs; displayed values and growth are calculated: Engineering programs can transfer to production versions; this supports conditional continuity but does not measure joint-purpose purchases or the forecast adoption multiplier. ([teradyne.com](https://www.teradyne.com/products/magnum-xx.xx/))
    - Evidence informing forecast-year allocation inputs; displayed values and growth are calculated: Engineering programs can transfer to production versions; this supports conditional continuity but does not measure joint-purpose purchases or the forecast adoption multiplier. ([teradyne.com](https://www.teradyne.com/products/magnum-xx.xx/))

23. Advantest - T5835 Memory Test System
    - Evidence informing base-year allocation inputs; displayed values and growth are calculated: T5835 is commercially positioned for both DRAM and NAND, supporting the cross-family classification premise but not the modeled co-primary revenue fraction.
    - Evidence informing forecast-year allocation inputs; displayed values and growth are calculated: T5835 is commercially positioned for both DRAM and NAND, supporting the cross-family classification premise but not the modeled co-primary revenue fraction.
24. Advantest - T5503HS2 Memory Test System
    - Evidence informing base-year allocation inputs; displayed values and growth are calculated: DRAM/HBM product positioning establishes category mapping; the documented installed-T5503 upgrade path supports retaining upgrade-substitution uncertainty rather than assuming universal replacement.
    - Evidence informing forecast-year allocation inputs; displayed values and growth are calculated: DRAM/HBM product positioning establishes category mapping; the documented installed-T5503 upgrade path supports retaining upgrade-substitution uncertainty rather than assuming universal replacement.
25. Advantest will Showcase Latest Memory Test Solutions at Future of Memory and Storage 2024
    - Evidence informing base-year allocation inputs; displayed values and growth are calculated: The August xx.xx 2024 announcement identifies T5835 among promoted memory offerings, establishing pre-base-year commercial positioning without proving customer acceptance or sales mix.
26. Advantest - V93000 SoC Test Systems
    - Evidence informing base-year allocation inputs; displayed values and growth are calculated: Advantest classifies V93000 as a SoC Test System, supporting the commercial mapping of its reported SoC equipment pool without establishing a sales percentage.
    - Evidence informing forecast-year allocation inputs; displayed values and growth are calculated: Advantest classifies V93000 as a SoC Test System, supporting the commercial mapping of its reported SoC equipment pool without establishing a sales percentage.
    - Evidence informing base-year allocation inputs; displayed values and growth are calculated: V93000 documentation identifies reusable programs and interface hardware across generations and supplier-developed SmarTest software. These support the retained-investment condition, not a measured switching rate or forecast share. ([advantest.com](https://www.advantest.com/en/products/semiconductor-test-system/soc/v93000/))
    - Evidence informing forecast-year allocation inputs; displayed values and growth are calculated: V93000 documentation identifies reusable programs and interface hardware across generations and supplier-developed SmarTest software. These support the retained-investment condition, not a measured switching rate or forecast share. ([advantest.com](https://www.advantest.com/en/products/semiconductor-test-system/soc/v93000/))
27. Emerson Electric Co. - Form 10-K for the Year Ended September 30, 2025
    - Evidence informing base-year allocation inputs; displayed values and growth are calculated: Reported Test & Measurement sales of USD xx.xx in FY2025 and USD xx.xx in FY2024 constrain the broad NI revenue proxy, not complete SoC/memory tester revenue. ([ir.emerson.com](https://ir.emerson.com/sec-filings/all-sec-filings/content/xx.xx-xx.xx-xx.xx/emr-xx.xx.htm))
28. Emerson Electric Co. - Form 10-Q for the Quarter Ended December 31, 2025
    - Evidence informing base-year allocation inputs; displayed values and growth are calculated: December-quarter Test & Measurement sales of USD xx.xx versus USD xx.xx supply the approximate calendar bridge. Prior-period segment presentation was reclassified, limiting level comparability. ([sec.gov](https://www.sec.gov/Archives/edgar/data/xx.xx/xx.xx/emr-xx.xx.htm))
29. National Instruments Corporation - 2022 Annual Report
    - Evidence informing base-year allocation inputs; displayed values and growth are calculated: Semiconductor and Electronics represented approximately xx.xx% of NI's 2022 revenue, with approximately half from production test and half from R&D test. These historical mix observations calibrate, but do not verify, the 2025 scoped equipment budget. ([sec.gov](https://www.sec.gov/Archives/edgar/data/xx.xx/xx.xx/ny20006399x3_ars.pdf))

30. Advantest - FY2025 Financial Briefing, April 27, 2026

· Evidence informing base-year allocation inputs; displayed values and growth are calculated: Automotive/industrial/consumer/DDIC represented approximately xx.xx% and xx.xx% of fiscal SoC sales in FY2024 and FY2025, rounded to five-percentage-point increments. These application proportions constrain the mainstream equipment attribution. ([advantest.com](https://www.advantest.com/document/en/investors/ir-library/result/JE_BIZ_260427_slide.pdf))

· Evidence informing forecast-year allocation inputs; displayed values and growth are calculated: Automotive/industrial/consumer/DDIC represented approximately xx.xx% and xx.xx% of fiscal SoC sales in FY2024 and FY2025, rounded to five-percentage-point increments. These application proportions constrain the mainstream equipment attribution. ([advantest.com](https://www.advantest.com/document/en/investors/ir-library/result/JE_BIZ_260427_slide.pdf))

· Evidence informing base-year allocation inputs; displayed values and growth are calculated: Fiscal SoC sales increased from JPY xx.xx to JPY xx.xx, while computing/communications represented approximately xx.xx% of FY2025 SoC sales. This supports differentiated application-growth assumptions, not a directly observed proprietary share or future allocation. ([advantest.com](https://www.advantest.com/document/en/investors/ir-library/result/JE_BIZ_260427_slide.pdf))

· Evidence informing forecast-year allocation inputs; displayed values and growth are calculated: Fiscal SoC sales increased from JPY xx.xx to JPY xx.xx, while computing/communications represented approximately xx.xx% of FY2025 SoC sales. This supports differentiated application-growth assumptions, not a directly observed proprietary share or future allocation. ([advantest.com](https://www.advantest.com/document/en/investors/ir-library/result/JE_BIZ_260427_slide.pdf))

31. Advantest - Annual Report 2005

· Evidence informing base-year allocation inputs; displayed values and growth are calculated: The report identifies T2000's OPENSTAR basis and publicly available specifications developed through the Semiconductor Test Consortium. This supports historical standards classification only; its historical market-share statements are not used. ([www3.advantest.com](https://www3.advantest.com/documents/xx.xx/xx.xx/pdf_investor_AR2005_en.pdf))

· Evidence informing forecast-year allocation inputs; displayed values and growth are calculated: The report identifies T2000's OPENSTAR basis and publicly available specifications developed through the Semiconductor Test Consortium. This supports historical standards classification only; its historical market-share statements are not used. ([www3.advantest.com](https://www3.advantest.com/documents/xx.xx/xx.xx/pdf_investor_AR2005_en.pdf))

32. Advantest - What Is ATE (Automated Test Equipment)? Roles, Systems & Future Outlook

· Evidence informing base-year allocation inputs; displayed values and growth are calculated: Current company positioning identifies T2000 as open architecture and associates it with microcontroller and automotive applications, supporting continuity of the classification premise without measuring sales. ([advantest.com](https://www.advantest.com/en/semiconductor-basics/automated-test-equipment/))

· Evidence informing forecast-year allocation inputs; displayed values and growth are calculated: Current company positioning identifies T2000 as open architecture and associates it with microcontroller and automotive applications, supporting continuity of the classification premise without measuring sales. ([advantest.com](https://www.advantest.com/en/semiconductor-basics/automated-test-equipment/))

· Evidence informing base-year allocation inputs; displayed values and growth are calculated: The company distinguishes V93000's supplier-specific architecture from T2000's open-architecture positioning, supporting platform-level rather than supplier-wide classification. ([advantest.com](https://www.advantest.com/en/semiconductor-basics/automated-test-equipment/))

· Evidence informing forecast-year allocation inputs; displayed values and growth are calculated: The company distinguishes V93000's supplier-specific architecture from T2000's open-architecture positioning, supporting platform-level rather than supplier-wide classification. ([advantest.com](https://www.advantest.com/en/semiconductor-basics/automated-test-equipment/))

33. NI - What Is the Semiconductor Test System (STS)?

· Evidence informing base-year allocation inputs; displayed values and growth are calculated: STS is an integrated PXI-based ATE offering with broad RF, mixed-signal and MEMS positioning. This establishes the architecture and turnkey commercial model while requiring deductions for applications outside the captured SoC/memory boundary. ([ni.com](https://www.ni.com/en/shop/electronic-test-instrumentation/what-is-the-semiconductor-test-system.html))

· Evidence informing forecast-year allocation inputs; displayed values and growth are calculated: STS is an integrated PXI-based ATE offering with broad RF, mixed-signal and MEMS positioning. This establishes the architecture and turnkey commercial model while requiring deductions for applications outside the captured SoC/memory boundary. ([ni.com](https://www.ni.com/en/shop/electronic-test-instrumentation/what-is-the-semiconductor-test-system.html))

34. Marvin Test Solutions - PXIe Semiconductor Test System, TS-960e Series

· Evidence informing base-year allocation inputs; displayed values and growth are calculated: TS-960e is marketed as a complete integrated PXI Express semiconductor system for SoC applications, including proprietary application elements. It establishes commercial category participation, not the modeled smaller-system shipment count or price. ([marvintest.com](https://www.marvintest.com/Product/TS-960e-Series))

35. Emerson Electric Co. - Form 10-Q for the Quarter Ended June 30, 2026

· Evidence informing forecast-year allocation inputs; displayed values and growth are calculated: Nine-month Test & Measurement revenue of USD xx.xx versus USD xx.xx provides the broad growth calibration for the assumed 2026 eligible-equipment increase. Semiconductor and aerospace/defense both contributed, so the disclosure does not isolate open-standard SoC/memory sales. ([ir.emerson.com](https://ir.emerson.com/sec-filings/all-sec-filings/content/xx.xx-xx.xx-xx.xx/emr-xx.xx.htm))

36. PXI Systems Alliance - What Is PXI

· Evidence informing base-year allocation inputs; displayed values and growth are calculated: The association defines PXI as an open modular standard with a multi-vendor ecosystem and distinguishes its building blocks from completed application systems. This supports the governing-architecture boundary, not sales weights. ([pxisa.org](https://pxisa.org/what-is-pxi/))

· Evidence informing forecast-year allocation inputs; displayed values and growth are calculated: The association defines PXI as an open modular standard with a multi-vendor ecosystem and distinguishes its building blocks from completed application systems. This supports the governing-architecture boundary, not sales weights. ([pxisa.org](https://pxisa.org/what-is-pxi/))

37. Test Services - UTAC Group
    - Evidence informing base-year allocation inputs; displayed values and growth are calculated: Reports xx.xx+ test engineers alongside 2,000+ testers, anchoring the engineering-station proxy used in the base model and carried into the forecast; it does not disclose purpose sales shares. ([utacgroup.com](https://utacgroup.com/test-services/))
    - Evidence informing forecast-year allocation inputs; displayed values and growth are calculated: Reports xx.xx+ test engineers alongside 2,000+ testers, anchoring the engineering-station proxy used in the base model and carried into the forecast; it does not disclose purpose sales shares. ([utacgroup.com](https://utacgroup.com/test-services/))
    - Evidence informing base-year allocation inputs; displayed values and growth are calculated: The 2,000+ tester fleet provides an operator-stock benchmark that is converted to annual value only through the disclosed purchasing-frequency assumptions. ([utacgroup.com](https://utacgroup.com/test-services/))
    - Evidence informing forecast-year allocation inputs; displayed values and growth are calculated: The 2,000+ tester fleet provides an operator-stock benchmark that is converted to annual value only through the disclosed purchasing-frequency assumptions. ([utacgroup.com](https://utacgroup.com/test-services/))
    - Evidence informing base-year allocation inputs; displayed values and growth are calculated: Advertises engineering services and production testing within the same business, supporting commercial coexistence but not the assumed accepted joint-purpose percentage or future adoption. ([utacgroup.com](https://utacgroup.com/test-services/))
    - Evidence informing forecast-year allocation inputs; displayed values and growth are calculated: Advertises engineering services and production testing within the same business, supporting commercial coexistence but not the assumed accepted joint-purpose percentage or future adoption. ([utacgroup.com](https://utacgroup.com/test-services/))
38. Efforts to Provide Value Through Business - Advantest
    - Evidence informing base-year allocation inputs; displayed values and growth are calculated: States typical customer equipment use of xx.xx-xx.xx years, providing a longer-use sensitivity for the stock-to-purchasing-value bridge rather than a measured engineering share. ([advantest.com](https://www.advantest.com/en/about/sustainability/society/responding-product-liability/))
    - Evidence informing base-year allocation inputs; displayed values and growth are calculated: The xx.xx-xx.xx-year use period constrains replacement assumptions and is distinguished from the buyer accounting-life proxy used in the working model. ([advantest.com](https://www.advantest.com/en/about/sustainability/society/responding-product-liability/))
39. A New Approach for IC Test - Leveraging the Strength of the PXI Platform - NI
    - Evidence informing base-year allocation inputs; displayed values and growth are calculated: Describes scalable characterization and production configurations and the commercial constraints of traditional laboratory ATE, supporting a distinct engineering purchasing model. ([ni.com](https://www.ni.com/en/shop/electronic-test-instrumentation/what-is-the-semiconductor-test-system/a-new-approach-for-ic-test---leveraging-the-strength-of-the-pxi-.html))
    - Evidence informing forecast-year allocation inputs; displayed values and growth are calculated: Describes scalable characterization and production configurations and the commercial constraints of traditional laboratory ATE, supporting a distinct engineering purchasing model. ([ni.com](https://www.ni.com/en/shop/electronic-test-instrumentation/what-is-the-semiconductor-test-system/a-new-approach-for-ic-test---leveraging-the-strength-of-the-pxi-.html))
    - Evidence informing base-year allocation inputs; displayed values and growth are calculated: Shared hardware and software support a continuity scenario, but the record provides neither accepted joint-deployment revenue nor future penetration; both remain explicit assumptions. ([ni.com](https://www.ni.com/en/shop/electronic-test-instrumentation/what-is-the-semiconductor-test-system/a-new-approach-for-ic-test---leveraging-the-strength-of-the-pxi-.html))
    - Evidence informing forecast-year allocation inputs; displayed values and growth are calculated: Shared hardware and software support a continuity scenario, but the record provides neither accepted joint-deployment revenue nor future penetration; both remain explicit assumptions. ([ni.com](https://www.ni.com/en/shop/electronic-test-instrumentation/what-is-the-semiconductor-test-system/a-new-approach-for-ic-test---leveraging-the-strength-of-the-pxi-.html))

40. Teradyne - 2025 Annual Report to Shareholders

· Evidence informing base-year allocation inputs; displayed values and growth are calculated: The USD xx.xx Compute application weight anchors the scoped Computing allocation. ([investors.teradyne.com](https://investors.teradyne.com/sec-filings/all-sec-filings/content/xx.xx-xx.xx-xx.xx/xx.xx-xx.xx-xx.xx.pdf))

· Evidence informing base-year allocation inputs; displayed values and growth are calculated: The USD xx.xx Mobility weight and networking exposure support the modeled Communications bridge. ([investors.teradyne.com](https://investors.teradyne.com/sec-filings/all-sec-filings/content/xx.xx-xx.xx-xx.xx/xx.xx-xx.xx-xx.xx.pdf))

· Evidence informing base-year allocation inputs; displayed values and growth are calculated: Published application buckets constrain the budget, but the consumer carve-out is an explicit attribution assumption. ([investors.teradyne.com](https://investors.teradyne.com/sec-filings/all-sec-filings/content/xx.xx-xx.xx-xx.xx/xx.xx-xx.xx-xx.xx.pdf))

· Evidence informing base-year allocation inputs; displayed values and growth are calculated: USD xx.xx Auto-Industrial revenue supplies the pre-exclusion pool, not an observed Automotive subtotal. ([investors.teradyne.com](https://investors.teradyne.com/sec-filings/all-sec-filings/content/xx.xx-xx.xx-xx.xx/xx.xx-xx.xx-xx.xx.pdf))

· Evidence informing base-year allocation inputs; displayed values and growth are calculated: The shared Auto-Industrial pool constrains Industrial Electronics after scope and end-use adjustments. ([investors.teradyne.com](https://investors.teradyne.com/sec-filings/all-sec-filings/content/xx.xx-xx.xx-xx.xx/xx.xx-xx.xx-xx.xx.pdf))

· Evidence informing base-year allocation inputs; displayed values and growth are calculated: The application budget constrains the modeled specialized tail; separate Product Test defense revenue is excluded. ([investors.teradyne.com](https://investors.teradyne.com/sec-filings/all-sec-filings/content/xx.xx-xx.xx-xx.xx/xx.xx-xx.xx-xx.xx.pdf))

41. TSMC - 2025 Form 20-F

· Evidence informing base-year allocation inputs; displayed values and growth are calculated: 2025 HPC revenue of NT$xx.xx anchors the adjusted logic-demand proxy; networking is separated by assumption. ([investor.tsmc.com](https://investor.tsmc.com/sites/ir/sec-filings/2025_20F%20Report.pdf))

· Evidence informing base-year allocation inputs; displayed values and growth are calculated: Smartphone revenue of NT$xx.xx and networking within HPC constrain Communications, with an explicit equipment-intensity bridge. ([investor.tsmc.com](https://investor.tsmc.com/sites/ir/sec-filings/2025_20F%20Report.pdf))

42. Micron Technology - Form 10-K for the Year Ended August 28, 2025

· Evidence informing base-year allocation inputs; displayed values and growth are calculated: Cloud, data-center and client business revenues constrain Computing's memory-equipment proxy, not equipment receipts directly. ([s25.q4cdn.com](https://s25.q4cdn.com/xx.xx/files/doc_financials/2025/ar/2025-Form-xx.xx-K.pdf))

· Evidence informing base-year allocation inputs; displayed values and growth are calculated: Mobile/client and data-center revenues provide the economic pool for modeled mobile and networking attribution. ([s25.q4cdn.com](https://s25.q4cdn.com/xx.xx/files/doc_financials/2025/ar/2025-Form-xx.xx-K.pdf))

· Evidence informing base-year allocation inputs; displayed values and growth are calculated: USD xx.xx Automotive and Embedded revenue constrains the modeled consumer-memory tail. ([s25.q4cdn.com](https://s25.q4cdn.com/xx.xx/files/doc_financials/2025/ar/2025-Form-xx.xx-K.pdf))

· Evidence informing base-year allocation inputs; displayed values and growth are calculated: The embedded business supplies a bounded activity proxy requiring scope, realization and end-use adjustments. ([s25.q4cdn.com](https://s25.q4cdn.com/xx.xx/files/doc_financials/2025/ar/2025-Form-xx.xx-K.pdf))

· Evidence informing base-year allocation inputs; displayed values and growth are calculated: The embedded business constrains Industrial Electronics memory activity; its equipment conversion is assumed. ([s25.q4cdn.com](https://s25.q4cdn.com/xx.xx/files/doc_financials/2025/ar/2025-Form-xx.xx-K.pdf))

· Evidence informing base-year allocation inputs; displayed values and growth are calculated: The embedded pool bounds the specialized-memory tail; no separate defense revenue is reported. ([s25.q4cdn.com](https://s25.q4cdn.com/xx.xx/files/doc_financials/2025/ar/2025-Form-xx.xx-K.pdf))

43. Semiconductor Industry Association - 2025 Factbook

· Evidence informing base-year allocation inputs; displayed values and growth are calculated: 2024 PC/Computer semiconductor demand of xx.xx% enters only the scope-adjusted secondary-supplier proxy. ([semiconductors.org](https://www.semiconductors.org/wp-content/uploads/2025/xx.xx/2025-SIA-Factbook-FINAL-xx.xx.pdf))

· Evidence informing base-year allocation inputs; displayed values and growth are calculated: 2024 Communications demand of xx.xx% is adjusted for eligible equipment scope before use. ([semiconductors.org](https://www.semiconductors.org/wp-content/uploads/2025/xx.xx/2025-SIA-Factbook-FINAL-xx.xx.pdf))

· Evidence informing base-year allocation inputs; displayed values and growth are calculated: Consumer semiconductor demand of xx.xx% anchors the adjusted minor-application weights. ([semiconductors.org](https://www.semiconductors.org/wp-content/uploads/2025/xx.xx/2025-SIA-Factbook-FINAL-xx.xx.pdf))

· Evidence informing base-year allocation inputs; displayed values and growth are calculated: Automotive demand of xx.xx% is reduced for non-SoC exposure in the commercial proxy. ([semiconductors.org](https://www.semiconductors.org/wp-content/uploads/2025/xx.xx/2025-SIA-Factbook-FINAL-xx.xx.pdf))

· Evidence informing base-year allocation inputs; displayed values and growth are calculated: Industrial demand of xx.xx% anchors a scope-adjusted weight, not a tester-equipment share. ([semiconductors.org](https://www.semiconductors.org/wp-content/uploads/2025/xx.xx/2025-SIA-Factbook-FINAL-xx.xx.pdf))

· Evidence informing base-year allocation inputs; displayed values and growth are calculated: Government demand of xx.xx%, including military, constrains the specialized end-use proxy. ([semiconductors.org](https://www.semiconductors.org/wp-content/uploads/2025/xx.xx/2025-SIA-Factbook-FINAL-xx.xx.pdf))

44. WSTS - Semiconductor Market Insights, October 2024

· Evidence informing base-year allocation inputs; displayed values and growth are calculated: The detailed Consumer definition includes entertainment products, household white goods and personal wearables, supporting consistent end-use attribution. ([semiconductors.org](https://www.semiconductors.org/wp-content/uploads/2025/xx.xx/WSTS-Presentation-Subscription-Oct2024.pdf))

· Evidence informing forecast-year allocation inputs; displayed values and growth are calculated: The detailed Consumer definition includes entertainment products, household white goods and personal wearables, supporting consistent end-use attribution. ([semiconductors.org](https://www.semiconductors.org/wp-content/uploads/2025/xx.xx/WSTS-Presentation-Subscription-Oct2024.pdf))

· Evidence informing base-year allocation inputs; displayed values and growth are calculated: Industrial includes professional test, control and measuring equipment, distinguishing it from household consumer equipment. ([semiconductors.org](https://www.semiconductors.org/wp-content/uploads/2025/xx.xx/WSTS-Presentation-Subscription-Oct2024.pdf))

· Evidence informing forecast-year allocation inputs; displayed values and growth are calculated: Industrial includes professional test, control and measuring equipment, distinguishing it from household consumer equipment. ([semiconductors.org](https://www.semiconductors.org/wp-content/uploads/2025/xx.xx/WSTS-Presentation-Subscription-Oct2024.pdf))

· Evidence informing base-year allocation inputs; displayed values and growth are calculated: Government is defined as military and aerospace in the detailed end-use illustration, supporting the retained category mapping. ([semiconductors.org](https://www.semiconductors.org/wp-content/uploads/2025/xx.xx/WSTS-Presentation-Subscription-Oct2024.pdf))

· Evidence informing forecast-year allocation inputs; displayed values and growth are calculated: Government is defined as military and aerospace in the detailed end-use illustration, supporting the retained category mapping. ([semiconductors.org](https://www.semiconductors.org/wp-content/uploads/2025/xx.xx/WSTS-Presentation-Subscription-Oct2024.pdf))

45. NXP Semiconductors - Form 10-K for the Year Ended December 31, 2025

· Evidence informing base-year allocation inputs; displayed values and growth are calculated: 2025 Automotive revenue of USD xx.xx, down xx.xx%, qualifies assumptions of immediate equipment-demand acceleration. ([sec.gov](https://www.sec.gov/Archives/edgar/data/xx.xx/xx.xx/nxpi-xx.xx.htm))

· Evidence informing forecast-year allocation inputs; displayed values and growth are calculated: 2025 Automotive revenue of USD xx.xx, down xx.xx%, qualifies assumptions of immediate equipment-demand acceleration. ([sec.gov](https://www.sec.gov/Archives/edgar/data/xx.xx/xx.xx/nxpi-xx.xx.htm))

· Evidence informing base-year allocation inputs; displayed values and growth are calculated: Industrial & IoT revenue of USD xx.xx increased xx.xx%, constraining the near-term recovery assumption rather than measuring tester sales. ([sec.gov](https://www.sec.gov/Archives/edgar/data/xx.xx/xx.xx/nxpi-xx.xx.htm))

· Evidence informing forecast-year allocation inputs; displayed values and growth are calculated: Industrial & IoT revenue of USD xx.xx increased xx.xx%, constraining the near-term recovery assumption rather than measuring tester sales. ([sec.gov](https://www.sec.gov/Archives/edgar/data/xx.xx/xx.xx/nxpi-xx.xx.htm))

46. NXP Semiconductors - Product Longevity

    · Evidence informing forecast-year allocation inputs; displayed values and growth are calculated: Participating products have minimum xx.xx- or xx.xx-year longevity periods; these do not establish tester replacement or support periods.
    ([nxp.com](https://www.nxp.com/products/nxp-product-information/nxp-product-programs/product-longevity%3APRDCT_LONGEVITY_HM))

    · Evidence informing forecast-year allocation inputs; displayed values and growth are calculated: The disclosed longevity condition supports retaining lifecycle uncertainty rather than inferring automatic recurring equipment purchases.
    ([nxp.com](https://www.nxp.com/products/nxp-product-information/nxp-product-programs/product-longevity%3APRDCT_LONGEVITY_HM))

47. DLA ASSIST-QuickSearch - MIL-PRF-38535 Document Details

    · Evidence informing base-year allocation inputs; displayed values and growth are calculated: The official record concerns covered microcircuits and manufacturer qualification, not tester-brand approval or equipment awards; no qualification-derived revenue premium is assumed.
    ([quicksearch.dla.mil](https://quicksearch.dla.mil/qsDocDetails.aspx?ident_number=xx.xx))

    · Evidence informing forecast-year allocation inputs; displayed values and growth are calculated: The official record concerns covered microcircuits and manufacturer qualification, not tester-brand approval or equipment awards; no qualification-derived revenue premium is assumed.
    ([quicksearch.dla.mil](https://quicksearch.dla.mil/qsDocDetails.aspx?ident_number=xx.xx))

48. ASE Technology Holding - Fourth Quarter and Full Year 2025 Financial Results, Form 6-K, February 5, 2026

    · Evidence informing base-year allocation inputs; displayed values and growth are calculated: ASE reports USD xx.xx of 2025 testing-equipment capital expenditure, a monetary purchasing anchor before complete-tester scope deductions.

    · Evidence informing forecast-year allocation inputs; displayed values and growth are calculated: ASE reports USD xx.xx of 2025 testing-equipment capital expenditure, a monetary purchasing anchor before complete-tester scope deductions.

49. ChipMOS - FY2025 and Fourth Quarter 2025 Investor Presentation

    · Evidence informing base-year allocation inputs; displayed values and growth are calculated: The presentation reports TWD xx.xx of 2025 capital expenditure and a xx.xx% testing allocation; currency and complete-tester attribution are modeled bridges.

    · Evidence informing forecast-year allocation inputs; displayed values and growth are calculated: The presentation reports TWD xx.xx of 2025 capital expenditure and a xx.xx% testing allocation; currency and complete-tester attribution are modeled bridges.

50. Alchip - Advanced Testing Services

    · Evidence informing base-year allocation inputs; displayed values and growth are calculated: Alchip identifies an owned V93K hosted at a test house. This supports category and ownership attribution, not annual purchase quantities, prices or the forecast.

    · Evidence informing forecast-year allocation inputs; displayed values and growth are calculated: Alchip identifies an owned V93K hosted at a test house. This supports category and ownership attribution, not annual purchase quantities, prices or the forecast.

51. University of Utah Nanofab - Verigy Tester

    · Evidence informing base-year allocation inputs; displayed values and growth are calculated: The university lists a V93000 SoC platform and access arrangement. This establishes an institutional equipment category, not a 2025 purchase or future procurement.

    · Evidence informing forecast-year allocation inputs; displayed values and growth are calculated: The university lists a V93000 SoC platform and access arrangement. This establishes an institutional equipment category, not a 2025 purchase or future procurement.

52. TEAM A.T.E. - Services

- Evidence informing base-year allocation inputs; displayed values and growth are calculated: The company describes pre-owned purchases and sales across SoC and memory ATE, supporting inclusion of eligible secondary-market purchases. Its undated offering page supplies category evidence, not 2025 transaction value. ([team-ate.com](https://www.team-ate.com/services))
- Evidence informing forecast-year allocation inputs; displayed values and growth are calculated: The company describes pre-owned purchases and sales across SoC and memory ATE, supporting inclusion of eligible secondary-market purchases. Its undated offering page supplies category evidence, not 2025 transaction value. ([team-ate.com](https://www.team-ate.com/services))
- Evidence informing base-year allocation inputs; displayed values and growth are calculated: System rentals, rent-to-own arrangements and leases establish a third-party equipment-access route. The stated field-service limitation qualifies universal availability; neither the offering nor its category list supplies numerical leasing weights. ([team-ate.com](https://www.team-ate.com/services))
- Evidence informing forecast-year allocation inputs; displayed values and growth are calculated: System rentals, rent-to-own arrangements and leases establish a third-party equipment-access route. The stated field-service limitation qualifies universal availability; neither the offering nor its category list supplies numerical leasing weights. ([team-ate.com](https://www.team-ate.com/services))
- Evidence informing base-year allocation inputs; displayed values and growth are calculated: The company distinguishes its representation activities from inventory-based equipment transactions, supporting role-specific classification rather than assigning every represented OEM transaction to resale. ([team-ate.com](https://www.team-ate.com/services))
- Evidence informing forecast-year allocation inputs; displayed values and growth are calculated: The company distinguishes its representation activities from inventory-based equipment transactions, supporting role-specific classification rather than assigning every represented OEM transaction to resale. ([team-ate.com](https://www.team-ate.com/services))
- Evidence informing base-year allocation inputs; displayed values and growth are calculated: Purchasing surplus equipment for inventory, SoC/memory equipment offerings and rental/lease arrangements establish merchant commercial routes. The absence of a worldwide field-service organization qualifies support assumptions but supplies no revenue weight. ([team-ate.com](https://www.team-ate.com/services))
- Evidence informing forecast-year allocation inputs; displayed values and growth are calculated: Purchasing surplus equipment for inventory, SoC/memory equipment offerings and rental/lease arrangements establish merchant commercial routes. The absence of a worldwide field-service organization qualifies support assumptions but supplies no revenue weight. ([team-ate.com](https://www.team-ate.com/services))

53. Advantest Pre-Owned Solutions - Business

- Evidence informing base-year allocation inputs; displayed values and growth are calculated: The OEM's pre-owned business includes equipment resale, license switching, installation and maintenance support. This supports the purchase boundary beyond new equipment, without establishing resale revenue or a future share. ([advantest.com](https://www.advantest.com/en/customer-services/apo/business/))
- Evidence informing forecast-year allocation inputs; displayed values and growth are calculated: The OEM's pre-owned business includes equipment resale, license switching, installation and maintenance support. This supports the purchase boundary beyond new equipment, without establishing resale revenue or a future share. ([advantest.com](https://www.advantest.com/en/customer-services/apo/business/))
- Evidence informing base-year allocation inputs; displayed values and growth are calculated: OEM-managed pre-owned transactions include license switching, installation and maintenance, supporting direct classification when the consolidated manufacturer is the seller regardless of equipment age. ([advantest.com](https://www.advantest.com/en/customer-services/apo/business/))
- Evidence informing forecast-year allocation inputs; displayed values and growth are calculated: OEM-managed pre-owned transactions include license switching, installation and maintenance, supporting direct classification when the consolidated manufacturer is the seller regardless of equipment age. ([advantest.com](https://www.advantest.com/en/customer-services/apo/business/))
- Evidence informing base-year allocation inputs; displayed values and growth are calculated: The OEM-managed resale alternative qualifies an assumption that all pre-owned equipment passes through independent resellers and provides a commercial counterforce to merchant growth, without measuring its magnitude. ([advantest.com](https://www.advantest.com/en/customer-services/apo/business/))
- Evidence informing forecast-year allocation inputs; displayed values and growth are calculated: The OEM-managed resale alternative qualifies an assumption that all pre-owned equipment passes through independent resellers and provides a commercial counterforce to merchant growth, without measuring its magnitude. ([advantest.com](https://www.advantest.com/en/customer-services/apo/business/))

54. IFRS Foundation - IFRIC Update March 2023: Definition of a Lease-Substitution Rights

- Evidence informing base-year allocation inputs; displayed values and growth are calculated: The identified-asset, control and substantive-substitution criteria support distinguishing equipment leasing from outsourced testing services. This is a classification premise for both anchors, not evidence of market prevalence. ([ifrs.org](https://www.ifrs.org/news-and-events/updates/ifric/2023/ifric-update-march-2023/))
- Evidence informing forecast-year allocation inputs; displayed values and growth are calculated: The identified-asset, control and substantive-substitution criteria support distinguishing equipment leasing from outsourced testing services. This is a classification premise for both anchors, not evidence of market prevalence. ([ifrs.org](https://www.ifrs.org/news-and-events/updates/ifric/2023/ifric-update-march-2023/))

55. Spirox Corporation - 2025 Annual Report
    - Evidence informing base-year allocation inputs; displayed values and growth are calculated: Consolidated revenue decreased from NTD xx.xx in 2024 to NTD xx.xx in 2025, providing a mixed-product intermediary countercheck to uniform channel growth rather than a global allocation weight. ([file.spirox.com.tw](https://file.spirox.com.tw/Annual%20Reports/2025/xx.xx%E5%B9%B4%E5%BA%A6%E5%B9%B4%E5%A0%B1%xx.xx%E8%8B%B1%E6%xx.xx%xx.xx%xx.xx.pdf))
    - Evidence informing forecast-year allocation inputs; displayed values and growth are calculated: Consolidated revenue decreased from NTD xx.xx in 2024 to NTD xx.xx in 2025, providing a mixed-product intermediary countercheck to uniform channel growth rather than a global allocation weight. ([file.spirox.com.tw](https://file.spirox.com.tw/Annual%20Reports/2025/xx.xx%E5%B9%B4%E5%BA%A6%E5%B9%B4%E5%A0%B1%xx.xx%E8%8B%B1%E6%xx.xx%xx.xx%xx.xx.pdf))
    - Evidence informing base-year allocation inputs; displayed values and growth are calculated: Semiconductor-equipment revenue was NTD xx.xx in 2025, separately from service and maintenance. Agency/distribution, own products and adjacent equipment prevent attributing the full amount to merchant SoC/memory tester sales. ([file.spirox.com.tw](https://file.spirox.com.tw/Annual%20Reports/2025/xx.xx%E5%B9%B4%E5%BA%A6%E5%B9%B4%E5%A0%B1%xx.xx%E8%8B%B1%E6%xx.xx%xx.xx%xx.xx.pdf))
    - Evidence informing forecast-year allocation inputs; displayed values and growth are calculated: Semiconductor-equipment revenue was NTD xx.xx in 2025, separately from service and maintenance. Agency/distribution, own products and adjacent equipment prevent attributing the full amount to merchant SoC/memory tester sales. ([file.spirox.com.tw](https://file.spirox.com.tw/Annual%20Reports/2025/xx.xx%E5%B9%B4%E5%BA%A6%E5%B9%B4%E5%A0%B1%xx.xx%E8%8B%B1%E6%xx.xx%xx.xx%xx.xx.pdf))
56. KYEC (2449) - Q4 2025 Investor Update
    - Evidence informing base-year allocation inputs; displayed values and growth are calculated: KYEC reports 2025 wafer-probe revenue at xx.xx%; this is a buyer-activity input requiring the disclosed equipment-value and coverage corrections, not a directly observed tester share.
    - Evidence informing forecast-year allocation inputs; displayed values and growth are calculated: KYEC reports 2025 wafer-probe revenue at xx.xx%; this is a buyer-activity input requiring the disclosed equipment-value and coverage corrections, not a directly observed tester share.
    - Evidence informing base-year allocation inputs; displayed values and growth are calculated: Reported final-test revenue of xx.xx% supplies the conventional package-test proxy before the assumed exclusion of adjacent activity.
    - Evidence informing forecast-year allocation inputs; displayed values and growth are calculated: Reported final-test revenue of xx.xx% supplies the conventional package-test proxy before the assumed exclusion of adjacent activity.
    - Evidence informing base-year allocation inputs; displayed values and growth are calculated: The company's xx.xx% data-processing application mix anchors the modeled addressable advanced-SoC purchasing cohort; it does not measure bare-die equipment sales.
    - Evidence informing forecast-year allocation inputs; displayed values and growth are calculated: The company's xx.xx% data-processing application mix anchors the modeled addressable advanced-SoC purchasing cohort; it does not measure bare-die equipment sales.
    - Evidence informing base-year allocation inputs; displayed values and growth are calculated: The same application-mix input constrains the intermediate-assembly cohort; reported capital expenditure is a broad spending cross-check, not insertion-specific equipment revenue.
    - Evidence informing forecast-year allocation inputs; displayed values and growth are calculated: The same application-mix input constrains the intermediate-assembly cohort; reported capital expenditure is a broad spending cross-check, not insertion-specific equipment revenue.

57. Advantest to Showcase Latest Test Solutions at SEMICON Southeast Asia 2025, May 20-22
    - Evidence informing base-year allocation inputs; displayed values and growth are calculated: The May xx.xx 2025 announcement identifies a die-level handler linked with a tester for singulated dies, establishing a base-year commercial offering but not its delivered equipment receipts.
    - Evidence informing forecast-year allocation inputs; displayed values and growth are calculated: The May xx.xx 2025 announcement identifies a die-level handler linked with a tester for singulated dies, establishing a base-year commercial offering but not its delivered equipment receipts.
    - Evidence informing base-year allocation inputs; displayed values and growth are calculated: The same dated offering includes partially assembled dies. Only attributable tester receipts, not the handler value, enter the allocation model.
    - Evidence informing forecast-year allocation inputs; displayed values and growth are calculated: The same dated offering includes partially assembled dies. Only attributable tester receipts, not the handler value, enter the allocation model.
58. Teradyne - Second-Quarter 2025 Earnings Call Prepared Remarks, July 30, 2025
    - Evidence informing base-year allocation inputs; displayed values and growth are calculated: July xx.xx 2025 prepared remarks report an HBM4 post-stack win and state that the new insertion was not pervasive, qualifying the assumed intermediate-assembly uptake.
    - Evidence informing forecast-year allocation inputs; displayed values and growth are calculated: July xx.xx 2025 prepared remarks report an HBM4 post-stack win and state that the new insertion was not pervasive, qualifying the assumed intermediate-assembly uptake.
    - Evidence informing base-year allocation inputs; displayed values and growth are calculated: The remarks distinguish new system purchases from upgrades of existing capacity. This supports retaining reuse and incremental-receipt adjustments rather than equating every new deployment opportunity with a full new tester.
    - Evidence informing forecast-year allocation inputs; displayed values and growth are calculated: The remarks distinguish new system purchases from upgrades of existing capacity. This supports retaining reuse and incremental-receipt adjustments rather than equating every new deployment opportunity with a full new tester.
59. Teradyne Introduces Integrated Test Solution for AI and Data Center Devices in Collaboration with Tokyo Electron
    - Evidence informing forecast-year allocation inputs; displayed values and growth are calculated: The June xx.xx 2026 coordinated singulated-device offering supports commercial availability relevant to the forecast; it does not establish 2025 sales or the modeled 2032 penetration.
    - Evidence informing forecast-year allocation inputs; displayed values and growth are calculated: The offering references multiple advanced-packaging points, but this is not evidence that an individual delivery has accepted multi-insertion coverage.
60. Amkor Technology - IC Semiconductor Test Services
    - Evidence informing base-year allocation inputs; displayed values and growth are calculated: The company's service description separates wafer probe, testing between assembly steps and final testing, supporting the insertion mapping rather than a sales weight or complete-tester purchase requirement.
    - Evidence informing forecast-year allocation inputs; displayed values and growth are calculated: The company's service description separates wafer probe, testing between assembly steps and final testing, supporting the insertion mapping rather than a sales weight or complete-tester purchase requirement.

17. SoC & Memory Semiconductor Tester Market, by Country

■■■■■■■ ■■■■■■■■■■ ■■■■■■■■■■■■ ■■■■■■■■■■■ ■■■■■■ ■■ ■■■■■■■■■■ ■■■■■ ■■ ■■■■■■■■■■■■■■■■■■ ■■■■■■■■■■■ ■■ ■■■■■■■■■ ■■■ ■■■■■ ■■■■■■■■■ ■■■■■■■■■■ ■■■ ■■■■■■■■■ ■■■■■■ ■■ ■ ■■■ ■■■ ■■■■■■■■ ■■■■■■■■■■■ ■■■■■■■■■■■■ ■■■■■■■■ ■■■■■■■■■■ ■■■ ■■■■■■■■■■■■■■ These stated functions give buyers a local engagement route, but do not establish stocked replacement assets or a particular response obligation. A buyer should obtain a written platform and site-support schedule before relying on the office for continuing production support.

■■■■■ ■■■ ■■■■■■ ■■■■■■■■■■ ■■■ ■■■■■■■■■■ ■■■■■■■ ■■ ■■■■■■■■■■■■■■ ■■■■■■■■ ■■■ ■■■■ ■■■■■■■■■■■ ■■■■■■■■ ■■■■■■■■ ■■■■ ■■■■■■ ■■■■■■ ■■■■■■■■■■ ■■ ■■ ■■■■■■■ ■■■■■■■■■ ■■■■■■■■ ■■■■■■■■■ ■■■ ■■■■■■■■■■■■■■■ ■■■■ ■■■■■■■■■■■ ■■■ ■■■■■■■■ ■■■■■■■■■■■■ ■■■■■■■■■ ■■■■■■ ■■■■■ ■■■ ■■■■■■■■■■ ■■■■■■ ■■■■■■■■■■ ■■■ ■■■■■■■■■■■■ ■■■■■■■■ ■■■■■■■■■■■ Purchasers should verify the appointment applicable to the named configuration and customer rather than treat a distributor relationship as unrestricted portfolio access. Separately, Teradyne's 2025 filing reports restrictions affecting certain Chinese customers; an intermediary appointment does not settle the actual transaction's export eligibility.

■■ ■■■ ■■■■■■ ■■■■■■■ ■■■ ■■■■■■■■ ■■■■■■■ ■■■ ■■ ■ ■■■■■■ ■■■■■■■ ■■■■■ ■■■■■■ ■■■■ ■■ ■■■■■■■■■ ■■■■■■ ■■■■■■■■■■■ ■■■■■■■ ■■■■■■■■■ ■■ ■■■■ ■■■■■■■■■■■■ ■■■■■■■■■■■■ ■■■■■■■ ■■■■■■■■ ■■■■■■■■■■■■ ■■■■■■■■■ ■■ ■■■■ ■■■■ ■■■ ■■■■■■■■■■ ■■ ■■■ ■■■ ■■ ■■■■■ Suppliers should tie equipment commitments to the phase's actual purchasing schedule and configuration acceptance. The stated development timetable does not identify tester awards.

Brazil's policy framework creates a verification requirement before fiscal treatment can inform procurement. ■■■ ■■■■■■■■ ■■■■■■■■■ ■■■■■■ ■■■■■■■ ■■ ■■■■■■■■■■■ ■■■■■ ■■■■■ ■■■ ■■■■ ■■■■■■■■■■■■ ■■■ ■■■ ■■■■■■■■ ■■■■ ■■■ ■■■■■■■■■ ■■■■■■■ ■ ■■■■■■■■■■ ■■■■■■■ ■■■■■■■■ ■■ ■■■■■■■■ ■■■■■■ ■■■■■■■■■■ Procurement should obtain the applicable eligibility determination before relying on program treatment in an acquisition decision.

South Africa distinguishes acquisition routes through import status. ■■■■■■ ■■■■■■■■ ■■■■■■■■■ ■■■■■■ ■■■■ ■■■■■■■■■ ■■■■■ ■■■■■■ ■■■■■■■■■ ■■■■■■■ ■■ ■■■■■■■■ ■■■■■■■■■■■ ■■■■■ ■■■■ ■■■ ■■■■■ ■■■ ■■■■■■ ■■■■ ■■■■■ ■■■■■■■■■■ ■ ■■■■■ ■■■■■■■■ ■ ■■■■■■■■■■■ ■■■■■■ ■■■■■■ ■■■■ ■■■■■■■■ ■■■■■■■■■■■ ■■ ■■■ ■■■■■■■■■■ ■■■■■■■ ■■■■■■■■ ■■■ ■■■■■■ ■ ■■■■■■■■■■ ■■■■■■■■■ ■■■■■■■■■■■■■ ■■■■■■■■■■■ ■■ ■■■■■ ■■■■■■■■■ ■■■■■■ ■■ ■■■■ This concerns import access, not a judgment that used equipment is commercially unsuitable.

Figure 28. Global SoC & Memory Semiconductor Tester Market Size, by Country, 2025 vs 2032 (%)

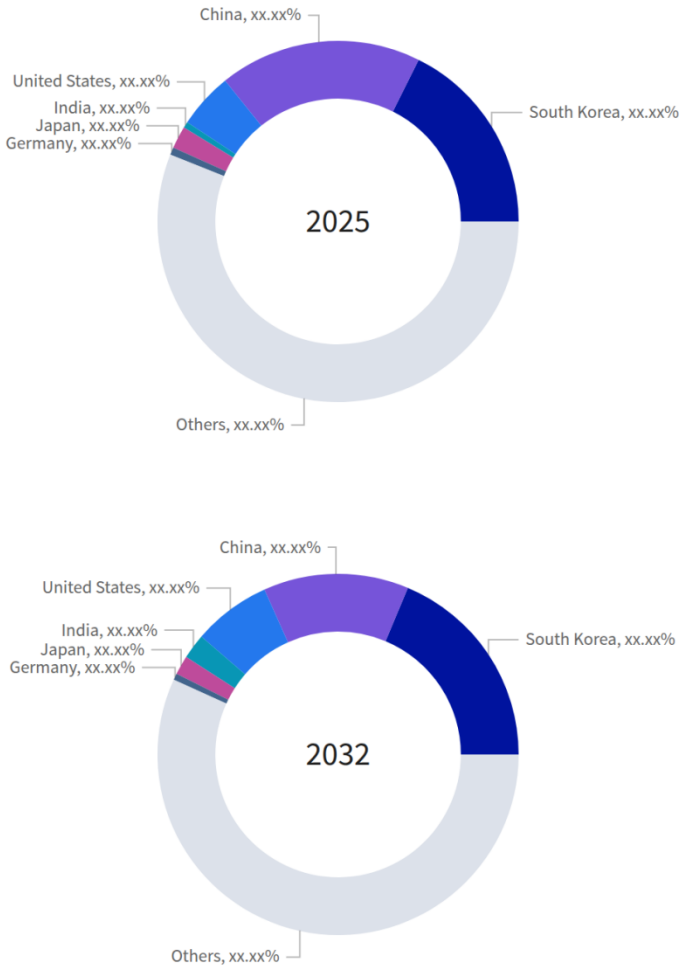

Figure 29. Global SoC & Memory Semiconductor Tester Market Size, by Country, 2025 vs 2026 vs 2032

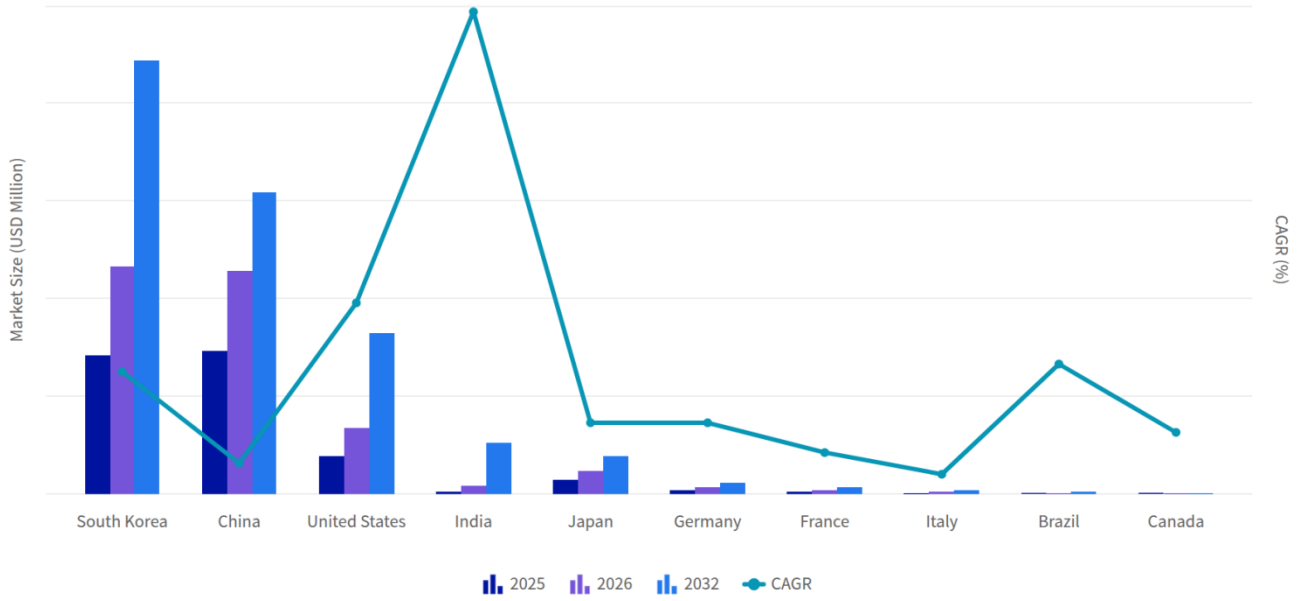

Table 258. Global SoC & Memory Semiconductor Tester Market, by Country growth contribution, 2025-2032

Category	2025 value (USD Million)	2032 value (USD Million)	Added value (USD Million)	2025 share (%)	2032 share (%)	Change (pp)	Growth share (%)	CAGR (%)
Australia	xx.xx	xx.xx	xx.xx	xx.xx	xx.xx	xx.xx	xx.xx	xx.xx
Brazil	xx.xx	xx.xx	xx.xx	xx.xx	xx.xx	xx.xx	xx.xx	xx.xx
Canada	xx.xx	xx.xx	xx.xx	xx.xx	xx.xx	xx.xx	xx.xx	xx.xx
China	xx.xx	xx.xx	xx.xx	xx.xx	xx.xx	xx.xx	xx.xx	xx.xx
France	xx.xx	xx.xx	xx.xx	xx.xx	xx.xx	xx.xx	xx.xx	xx.xx
Germany	xx.xx	xx.xx	xx.xx	xx.xx	xx.xx	xx.xx	xx.xx	xx.xx
India	xx.xx	xx.xx	xx.xx	xx.xx	xx.xx	xx.xx	xx.xx	xx.xx
Italy	xx.xx	xx.xx	xx.xx	xx.xx	xx.xx	xx.xx	xx.xx	xx.xx
Japan	xx.xx	xx.xx	xx.xx	xx.xx	xx.xx	xx.xx	xx.xx	xx.xx
Mexico	xx.xx	xx.xx	xx.xx	xx.xx	xx.xx	xx.xx	xx.xx	xx.xx
Russia	xx.xx	xx.xx	xx.xx	xx.xx	xx.xx	xx.xx	xx.xx	xx.xx
South Korea	xx.xx	xx.xx	xx.xx	xx.xx	xx.xx	xx.xx	xx.xx	xx.xx
Spain	xx.xx	xx.xx	xx.xx	xx.xx	xx.xx	xx.xx	xx.xx	xx.xx
Unallocated / remaining scope	xx.xx	xx.xx	xx.xx	xx.xx	xx.xx	xx.xx	xx.xx	xx.xx
United Kingdom	xx.xx	xx.xx	xx.xx	xx.xx	xx.xx	xx.xx	xx.xx	xx.xx
United States	xx.xx	xx.xx	xx.xx	xx.xx	xx.xx	xx.xx	xx.xx	xx.xx
Scope total	**xx.xx**	**xx.xx**	**xx.xx**	**xx.xx**	**xx.xx**	**xx.xx**	**xx.xx**	**xx.xx**

Table 259. Global SoC & Memory Semiconductor Tester Market Size, by Country, 2017-2040 (USD Million)

Country	2017	2024	2025	2026	2027	2032	2040	CAGR (%)
Australia	xx.xx	xx.xx	xx.xx	xx.xx	xx.xx	xx.xx	xx.xx	xx.xx
Brazil	xx.xx	xx.xx	xx.xx	xx.xx	xx.xx	xx.xx	xx.xx	xx.xx
Canada	xx.xx	xx.xx	xx.xx	xx.xx	xx.xx	xx.xx	xx.xx	xx.xx
China	xx.xx	xx.xx	xx.xx	xx.xx	xx.xx	xx.xx	xx.xx	xx.xx
France	xx.xx	xx.xx	xx.xx	xx.xx	xx.xx	xx.xx	xx.xx	xx.xx
Germany	xx.xx	xx.xx	xx.xx	xx.xx	xx.xx	xx.xx	xx.xx	xx.xx
India	xx.xx	xx.xx	xx.xx	xx.xx	xx.xx	xx.xx	xx.xx	xx.xx
Italy	xx.xx	xx.xx	xx.xx	xx.xx	xx.xx	xx.xx	xx.xx	xx.xx
Japan	xx.xx	xx.xx	xx.xx	xx.xx	xx.xx	xx.xx	xx.xx	xx.xx
Mexico	xx.xx	xx.xx	xx.xx	xx.xx	xx.xx	xx.xx	xx.xx	xx.xx
Russia	xx.xx	xx.xx	xx.xx	xx.xx	xx.xx	xx.xx	xx.xx	xx.xx
South Korea	xx.xx	xx.xx	xx.xx	xx.xx	xx.xx	xx.xx	xx.xx	xx.xx
Spain	xx.xx	xx.xx	xx.xx	xx.xx	xx.xx	xx.xx	xx.xx	xx.xx
United Kingdom	xx.xx	xx.xx	xx.xx	xx.xx	xx.xx	xx.xx	xx.xx	xx.xx
United States	xx.xx	xx.xx	xx.xx	xx.xx	xx.xx	xx.xx	xx.xx	xx.xx
Others	xx.xx	xx.xx	xx.xx	xx.xx	xx.xx	xx.xx	xx.xx	xx.xx
Total	**xx.xx**	**xx.xx**	**xx.xx**	**xx.xx**	**xx.xx**	**xx.xx**	**xx.xx**	**xx.xx**

Sources & Evidence

1. Teradyne, Inc. Form 10-K for the Year Ended December 31, 2025

   · The filing reports export restrictions affecting transactions with certain Chinese customers; it does not determine an individual transaction's eligibility. ([investors.teradyne.com](https://investors.teradyne.com/sec-filings/all-sec-filings/content/xx.xx-xx.xx-xx.xx/xx.xx-xx.xx-xx.xx.pdf))

   · Evidence informing the 2023 market-value input; displayed series and growth include calculations: The revenue-disaggregation table reports 2023 point-in-time SoC revenue of USD xx.xx and memory revenue of USD xx.xx. Replacement parts require a further modeled deduction. ([investors.teradyne.com](https://investors.teradyne.com/sec-filings/all-sec-filings/content/xx.xx-xx.xx-xx.xx/xx.xx-xx.xx-xx.xx.pdf))

   · Evidence informing the 2024 market-value input; displayed series and growth include calculations: The filing reports 2024 point-in-time SoC revenue of USD xx.xx and memory revenue of USD xx.xx separately from over-time revenue and IST. ([investors.teradyne.com](https://investors.teradyne.com/sec-filings/all-sec-filings/content/xx.xx-xx.xx-xx.xx/xx.xx-xx.xx-xx.xx.pdf))

   · Evidence informing the 2025 market-value input; displayed series and growth include calculations: The filing reports 2025 point-in-time SoC revenue of USD xx.xx and memory revenue of USD xx.xx. Point-in-time recognition includes products and replacement parts and is therefore an equipment proxy rather than an exact complete-system subtotal. ([investors.teradyne.com](https://investors.teradyne.com/sec-filings/all-sec-filings/content/xx.xx-xx.xx-xx.xx/xx.xx-xx.xx-xx.xx.pdf))

   · Evidence informing base-year allocation inputs; displayed values and growth are calculated: Customer-site geography and broader revenue disclosures support the scoped national destination bridge.

2. Amkor Technology Announces Phase 2 of Arizona Advanced Packaging and Test Campus; Expands Investment to $12 Billion

   · Phase-two construction is anticipated to begin in late 2027, with completion expected by the end of 2029; these are stated expectations, not completed events. ([ir.amkor.com](https://ir.amkor.com/news-releases/news-release-details/amkor-technology-announces-phase-xx.xx-arizona-advanced-packaging))

   · Evidence informing forecast-year allocation inputs; displayed values and growth are calculated: Phase-two construction and completion expectations support delayed procurement conversion, not a 2025 equipment award.

3. Complexo Eletroeletrônico e de Semicondutores - Ministério do Desenvolvimento, Indústria, Comércio e Serviços

   · The ministry's program overview does not determine buyer, project, or imported-tester eligibility, supporting a verification conclusion rather than an assumed benefit. ([gov.br](https://www.gov.br/mdic/pt-br/composicao/sdic/dial/complexo-eletroeletronico-e-de-semicondutores))

   · Evidence informing forecast-year allocation inputs; displayed values and growth are calculated: Brasil Semicon is national policy context; its overview does not establish a particular eligible tester purchase or fiscal benefit.

4. Frequently Asked Questions - Import Control - International Trade Administration Commission

   · ITAC advises equipment-specific policy confirmation because treatment differs by sector, supporting permit verification before a used-tester shipment. ([itac.org.za](https://itac.org.za/import-control/faqs/))

5. Spirox Corporation - 2024 Annual Report

   · Spirox's 2024 report identifies an NI Taiwan agreement for specified STS configurations, restricted territories and customers, and conditional renewal. The dated disclosure does not establish subsequent renewal. ([file.spirox.com.tw](https://file.spirox.com.tw/Annual%20Reports/2024/xx.xx%E5%B9%B4%E5%BA%A6%E5%B9%B4%E5%A0%B1%xx.xx%E8%8B%B1%E6%xx.xx%xx.xx%xx.xx.pdf))

6. Teradyne Opens Office in India, Deepening Commitment to the Country's Growing Semiconductor Ecosystem

· On September xx.xx 2026, Teradyne announced its Bengaluru office for customer engagement, applications support, training, and partnerships; the announcement does not specify site-service entitlements. ([investors.teradyne.com](https://investors.teradyne.com/news-events/press-releases/detail/xx.xx/teradyne-opens-office-in-india-deepening-commitment-to-the-countrys-growing-semiconductor-ecosystem))

7. Advantest - FY2024 Consolidated Financial Results Presentation, April 25, 2025

· Evidence informing the 2023 market-value input; displayed series and growth include calculations: Quarterly product-revenue disclosures support calendar-2023 totals of JPY xx.xx for SoC testers and JPY xx.xx for memory testers, before modeled scope adjustments. ([advantest.com](https://www.advantest.com/document/en/investors/ir-library/result/JE_BIZ_250425_slide.pdf))

· Evidence informing the 2024 market-value input; displayed series and growth include calculations: Quarterly product-revenue disclosures support calendar-2024 totals of JPY xx.xx for SoC testers and JPY xx.xx for memory testers; handling, services and system-level testing are disclosed separately. ([advantest.com](https://www.advantest.com/document/en/investors/ir-library/result/JE_BIZ_250425_slide.pdf))

8. Advantest - FY2025 Third Quarter Financial Results Presentation, January 28, 2026

· Evidence informing the 2025 market-value input; displayed series and growth include calculations: The disclosed January-March 2025 quarter and April-December 2025 quarters produce calendar-2025 SoC tester revenue of JPY xx.xx and memory tester revenue of JPY xx.xx. These are supplier revenues, not a published global market total. ([advantest.com](https://www.advantest.com/document/en/investors/ir-library/result/JE_BIZ_260128_slide.pdf))

· Evidence informing base-year allocation inputs; displayed values and growth are calculated: China deliveries constrain the base country equipment-demand proxy.

· Evidence informing base-year allocation inputs; displayed values and growth are calculated: Korea deliveries constrain the base country equipment-demand proxy.

· Evidence informing base-year allocation inputs; displayed values and growth are calculated: Japan deliveries constrain the base country equipment-demand proxy.

9. Advantest - FY2026 First Quarter Financial Results Presentation, July 29, 2026

· Evidence informing the 2026 market-value input; displayed series and growth include calculations: The presentation reports January-March 2026 SoC/memory revenues of JPY xx.xx/xx.xx and April-June revenues of JPY xx.xx/xx.xx. July guidance forecasts fiscal-2026 SoC/memory revenues of JPY xx.xx/xx.xx and supplies the fiscal-to-calendar bridge. Guidance is not realized revenue. ([advantest.com](https://www.advantest.com/document/en/investors/ir-library/result/JE_BIZ_260729_slide.pdf))

· Evidence informing the 2040 market-value input; displayed series and growth include calculations: Current equipment revenue and company-specific capacity plans constrain the forecast starting point, not the assumed long-run growth rate or the 2040 result. ([advantest.com](https://www.advantest.com/document/en/investors/ir-library/result/JE_BIZ_260729_slide.pdf))

10. Teradyne, Inc. - Form 10-Q for the Quarterly Period Ended June 28, 2026

· Evidence informing the 2026 market-value input; displayed series and growth include calculations: First-half 2026 point-in-time revenue was USD xx.xx for SoC and USD xx.xx for memory. Comparable first-half 2025 amounts were USD xx.xx and USD xx.xx independently establishing strong realized growth before the modeled second half. ([investors.teradyne.com](https://investors.teradyne.com/sec-filings/all-sec-filings/content/xx.xx-xx.xx-xx.xx/xx.xx-xx.xx-xx.xx.pdf))

11. Cohu, Inc. - Form 10-K for the Fiscal Year Ended December 27, 2025
    - Evidence informing the 2023 market-value input; displayed series and growth include calculations: Cohu reports 2023 systems-semiconductor test and inspection revenue of USD xx.xx. Only an assumed complete-tester and eligible-device portion enters this market. ([sec.gov](https://www.sec.gov/Archives/edgar/data/xx.xx/xx.xx/cohu20251227_10k.htm))
    - Evidence informing the 2024 market-value input; displayed series and growth include calculations: Cohu reports 2024 systems-semiconductor test and inspection revenue of USD xx.xx separately from non-systems revenue. ([sec.gov](https://www.sec.gov/Archives/edgar/data/xx.xx/xx.xx/cohu20251227_10k.htm))
    - Evidence informing the 2025 market-value input; displayed series and growth include calculations: Cohu reports 2025 systems-semiconductor test and inspection revenue of USD xx.xx. Automation, inspection, interfaces and recurring services prevent attribution of the whole company to SoC testers. ([sec.gov](https://www.sec.gov/Archives/edgar/data/xx.xx/xx.xx/cohu20251227_10k.htm))
12. Hangzhou Changchuan Technology Co., Ltd. - 2025 Annual Report
    - Evidence informing the 2024 market-value input; displayed series and growth include calculations: The product table reports 2024 tester revenue of CNY xx.xx, distinct from handlers and other products. Its SoC-eligible portion remains modeled. ([static.cninfo.com.cn](https://static.cninfo.com.cn/finalpage/2026-xx.xx-xx.xx/xx.xx.PDF))
    - Evidence informing the 2025 market-value input; displayed series and growth include calculations: The product table reports 2025 tester revenue of CNY xx.xx. The filing's broader analog and digital portfolio requires a scope adjustment rather than inclusion of all tester revenue. ([static.cninfo.com.cn](https://static.cninfo.com.cn/finalpage/2026-xx.xx-xx.xx/xx.xx.PDF))
13. YC Corporation - Business Report for the Year Ended December 31, 2025
    - Evidence informing the 2023 market-value input; displayed series and growth include calculations: The sales table reports KRW xx.xx for the 2023 memory-wafer-tester, semiconductor-equipment, parts, modification and related category. Complete-equipment attribution requires a deduction. ([kind.krx.co.kr](https://kind.krx.co.kr/external/2026/xx.xx/xx.xx/xx.xx/xx.xx/xx.xx.htm))
    - Evidence informing the 2024 market-value input; displayed series and growth include calculations: The comparable 2024 category revenue is KRW xx.xx, not an independently isolated complete-tester total. ([kind.krx.co.kr](https://kind.krx.co.kr/external/2026/xx.xx/xx.xx/xx.xx/xx.xx/xx.xx.htm))
    - Evidence informing the 2025 market-value input; displayed series and growth include calculations: The comparable 2025 category revenue is KRW xx.xx. Parts, modifications and other equipment remain a material scope uncertainty. ([kind.krx.co.kr](https://kind.krx.co.kr/external/2026/xx.xx/xx.xx/xx.xx/xx.xx/xx.xx.htm))
14. Chroma ESG - About Chroma: 2025 Group Financial and Operating Profile
    - Evidence informing the 2025 market-value input; displayed series and growth include calculations: Chroma's own disclosure states 2025 group consolidated revenue of USD xx.xx. This broad corporate amount constrains, but does not directly measure, its eligible complete-SoC-tester revenue. ([csr.chromaate.com](https://csr.chromaate.com/en/esg-en/green-chroma-en/brand-en))
15. Chroma ESG - Green Revenue and Financial Performance, 2025
    - Evidence informing the 2024 market-value input; displayed series and growth include calculations: Chroma reports 2025 consolidated revenue growth of xx.xx%. The model uses this company growth rate to backcast its small 2024 scoped revenue budget at a constant conversion basis, not as an observed 2024 tester subtotal. ([csr.chromaate.com](https://csr.chromaate.com/en/esg-en/green-chroma-en/green-revenue-en))
    - Evidence informing the 2025 market-value input; displayed series and growth include calculations: The disclosure distinguishes broad measurement products and SLT demand, reinforcing the need to exclude unrelated corporate revenue from the SoC/memory tester estimate. ([csr.chromaate.com](https://csr.chromaate.com/en/esg-en/green-chroma-en/green-revenue-en))

16. Federal Reserve Board - Foreign Exchange Rates, G.5A, January 5, 2026

· Evidence informing the 2023 market-value input; displayed series and growth include calculations: The official annual-average exchange-rate release supplies the currency-conversion benchmark; the model uses JPY xx.xx per USD for its large calendar-2023 Japanese revenue anchor and an explicitly rounded KRW conversion for the smaller Korean budget. ([fred.stlouisfed.org](https://fred.stlouisfed.org/series/AEXJPUS/))

· Evidence informing the 2024 market-value input; displayed series and growth include calculations: The model uses JPY xx.xx per USD for calendar 2024; small CNY and KRW budgets use disclosed approximate conversion assumptions close to the official annual averages. ([fred.stlouisfed.org](https://fred.stlouisfed.org/series/AEXJPUS/))

· Evidence informing the 2025 market-value input; displayed series and growth include calculations: The model uses JPY xx.xx per USD for calendar 2025. CNY xx.xx and KRW xx.xx per USD are rounded modeling conventions, not the release's exact observations. ([fred.stlouisfed.org](https://fred.stlouisfed.org/series/AEXJPUS/))

17. SEMI - 2018 Global Semiconductor Equipment Sales Jump to Record USD 64.5 Billion

· Evidence informing the 2017 market-value input; displayed series and growth include calculations: The association's member-billings release reports xx.xx% growth in total test equipment sales in 2018. Its inverse supplies the 2017 historical proxy; it is not a direct observation of the narrower captured market. ([www1.semi.org](https://www1.semi.org/en/2018-global-semiconductor-equipment-sales-jump-record-xx.xx-billion))

· Evidence informing the 2018 market-value input; displayed series and growth include calculations: The release reports approximately USD xx.xx of total semiconductor-equipment sales in 2018, used only with the 2019 equipment total as a disclosed broad-cycle proxy. ([www1.semi.org](https://www1.semi.org/en/2018-global-semiconductor-equipment-sales-jump-record-xx.xx-billion))

18. SEMI - 2020 Global Semiconductor Equipment Sales Surge 19% to Industry Record USD 71.2 Billion

· Evidence informing the 2018 market-value input; displayed series and growth include calculations: The release reports 2019 total equipment billings of USD xx.xx. Relative to the published approximate 2018 total, this supplies a broad-equipment downturn proxy, not an observed SoC/memory tester growth rate. ([semi.org](https://www.semi.org/en/news-media-press/semi-press-releases/annual-global-semiconductor-equipment-sales))

· Evidence informing the 2019 market-value input; displayed series and growth include calculations: Reported 2020 total-test-equipment growth of xx.xx% supplies the inverse bridge into 2019. ([semi.org](https://www.semi.org/en/news-media-press/semi-press-releases/annual-global-semiconductor-equipment-sales))

· Evidence informing the 2020 market-value input; displayed series and growth include calculations: The association's member-submitted billings dataset reports xx.xx% total-test-equipment growth in 2020, used as a historical demand-cycle proxy. ([semi.org](https://www.semi.org/en/news-media-press/semi-press-releases/annual-global-semiconductor-equipment-sales))

19. SEMI - 2021 Global Semiconductor Equipment Sales Surge 44% to Industry Record USD 102.6 Billion

· Evidence informing the 2020 market-value input; displayed series and growth include calculations: Reported total-test-equipment sales growth of xx.xx% in 2021 supports the inverse bridge from the 2021 estimate to 2020. ([semi.org](https://www.semi.org/en/news-media-press-releases/semi-press-releases/2021-global-semiconductor-equipment-sales-surge-xx.xx%xx.xx-to-industry-record-%xx.xx-billion-semi-reports))

· Evidence informing the 2021 market-value input; displayed series and growth include calculations: The xx.xx% test-equipment increase is a member-billings observation for a broader equipment class, not the final market value returned here. ([semi.org](https://www.semi.org/en/news-media-press-releases/semi-press-releases/2021-global-semiconductor-equipment-sales-surge-xx.xx%xx.xx-to-industry-record-%xx.xx-billion-semi-reports))

20. SEMI - Global Semiconductor Equipment Billings Reach Industry Record USD 107.6 Billion in 2022

· Evidence informing the 2021 market-value input; displayed series and growth include calculations: The release reports a xx.xx% contraction in total-test-equipment billings in 2022, supporting the inverse historical bridge into 2021. ([semi.org](https://www.semi.org/en/news-media-press-releases/semi-press-releases/global-semiconductor-equipment-billings-reach-industry-record-%xx.xx-billion-in-2022-semi-reports))

21. SEMI - Global Semiconductor Equipment Billings Slip to USD 106.3 Billion in 2023

· Evidence informing the 2023 market-value input; displayed series and growth include calculations: The xx.xx% broader test-equipment decline supplies a historical-cycle constraint and one small-supplier backcast assumption, not the target-market level.
([semi.org](https://www.semi.org/en/news-media-press-releases/semi-press-releases/global-semiconductor-equipment-billings-slip-to-%xx.xx-billion-in-2023-semi-reports))

22. SEMI - Global Semiconductor Equipment Billings Surged to USD 117 Billion in 2024

· Evidence informing the 2024 market-value input; displayed series and growth include calculations: Realized total-test-equipment billings increased xx.xx% in 2024. This independently checks the direction and approximate magnitude of the modeled target-market recovery without substituting the broader category for this market.
([semi.org](https://www.semi.org/en/semi-press-release/global-semiconductor-equipment-billings-surged-to-xx.xx-billion-dollars-in-2024-semi-reports))

23. SEMI - Global Semiconductor Equipment Billings Reached USD 135 Billion in 2025

· Evidence informing the 2025 market-value input; displayed series and growth include calculations: The association reports realized total-test-equipment billings growth of xx.xx% in 2025. The modeled target-market increase of approximately xx.xx% is directionally consistent; differing product boundaries prevent an exact reconciliation.
([semi.org](https://www.semi.org/en/SEMI-Reports-Global-Semiconductor-Equipment-Billings-Reached-xx.xx-Billion-in-2025))

24. Advantest - Annual Securities Report and Business Report for the Year Ended March 31, 2026

· Evidence informing the 2025 market-value input; displayed series and growth include calculations: Note xx.xx identifies customer operating leases of semiconductor test systems and JPY xx.xx of future payments receivable at March xx.xx 2025. This establishes a small supplier-specific leasing activity, not annual global leasing revenue.
([advantest.com](https://www.advantest.com/document/en/investors/ir-library/report/IR_SecuritiesandBusinesReport_84th_en.pdf))

· Evidence informing the 2026 market-value input; displayed series and growth include calculations: Future customer lease payments receivable were JPY xx.xx at March xx.xx 2026; disclosed terms were one to three years and noncancelable. These figures qualify any assumption that OEM leasing is necessarily large or offers flexible exit.
([advantest.com](https://www.advantest.com/document/en/investors/ir-library/report/IR_SecuritiesandBusinesReport_84th_en.pdf))

25. Amkor Technology, Inc. - Form 10-K for the Year Ended December 31, 2025

· Evidence informing the 2025 market-value input; displayed series and growth include calculations: Amkor reports 2025 capital expenditures of USD xx.xx versus USD xx.xx in 2024, covering packaging, testing and facilities. The amount is a buyer-spending constraint, not tester-only spending.
([sec.gov](https://www.sec.gov/Archives/edgar/data/xx.xx/xx.xx/amkr-xx.xx.htm))

· Evidence informing the 2026 market-value input; displayed series and growth include calculations: The filing's USD xx.xx-xx.xx 2026 capital-expenditure expectation is primarily increased by Arizona construction. It cannot be treated as an equivalent tester award or annual tester-market increment.
([sec.gov](https://www.sec.gov/Archives/edgar/data/xx.xx/xx.xx/amkr-xx.xx.htm))

· Evidence informing the 2028 market-value input; displayed series and growth include calculations: Standardized tester investment, customer-consigned equipment and equipment-redeployment risks qualify the conversion from announced capacity projects to incremental tester purchases. No project investment is added directly to the 2028 forecast.
([sec.gov](https://www.sec.gov/Archives/edgar/data/xx.xx/xx.xx/amkr-xx.xx.htm))

· Evidence informing the 2029 market-value input; displayed series and growth include calculations: The buyer's broad spending and commitment disclosures support retaining procurement-conversion and reuse uncertainty rather than equating project completion with tester sales.
([sec.gov](https://www.sec.gov/Archives/edgar/data/xx.xx/xx.xx/amkr-xx.xx.htm))

· Evidence informing base-year allocation inputs; displayed values and growth are calculated: Korea operating assets corroborate local packaging and test activity without equating assets to annual equipment purchases.

26. Intel Corporation - Form 10-K for the Year Ended December 27, 2025
· Evidence informing forecast-year allocation inputs; displayed values and growth are calculated: Discontinued Germany expansion constrains the forecast; no canceled-project tester increment is included.
27. Micron Technology, Inc. - Form 10-K for the Fiscal Year Ended August 28, 2025
· Evidence informing base-year allocation inputs; displayed values and growth are calculated: India's disclosed component assembly/test location supports the base procurement pipeline, not a reported spending amount.
28. Micron - Celebrates Opening of India's First Semiconductor Assembly and Test Facility, February 28, 2026
· Evidence informing forecast-year allocation inputs; displayed values and growth are calculated: Commercial commencement and aggregate shipment expectations support a post-2025 expansion premise; they do not measure tester expenditure.
29. NIST - Appendix: The CHIPS Program Office Vision for Success, Two Years Later, January 2025
· Evidence informing forecast-year allocation inputs; displayed values and growth are calculated: Device-manufacturing and packaging project locations constrain the national expansion opportunity; award ceilings are not tester spending.
30. HT Micron - Quality Management and Brazilian Operating Scope
· Evidence informing base-year allocation inputs; displayed values and growth are calculated: Company disclosure establishes Brazilian semiconductor encapsulation and testing activity, but not tester-only expenditure.
· Evidence informing forecast-year allocation inputs; displayed values and growth are calculated: Company disclosure establishes Brazilian semiconductor encapsulation and testing activity, but not tester-only expenditure.
31. NXP Semiconductors - 2025 Annual Report and Financial Statements
· Evidence informing base-year allocation inputs; displayed values and growth are calculated: Disclosed China back-end activity supports a local equipment-purchaser pool.
· Evidence informing forecast-year allocation inputs; displayed values and growth are calculated: Disclosed China back-end activity supports a local equipment-purchaser pool.

17.1. China

Table 260. China SoC & Memory Semiconductor Tester Market Size, 2017-2040 (USD Million)

Country	2017	2024	2025	2026	2027	2032	2040	CAGR (%)
China	**xx.xx**	**xx.xx**	**xx.xx**	**xx.xx**	**xx.xx**	**xx.xx**	**xx.xx**	**xx.xx**

Table 261. China SoC & Memory Semiconductor Tester Market Size, by Tester Type, 2017-2040 (USD Million)

Tester Type	2017	2024	2025	2026	2027	2032	2040	CAGR (%)
Combined SoC & Memory Testers	xx.xx	xx.xx	xx.xx	xx.xx	xx.xx	xx.xx	xx.xx	xx.xx
Memory Testers	xx.xx	xx.xx	xx.xx	xx.xx	xx.xx	xx.xx	xx.xx	xx.xx
SoC Testers	xx.xx	xx.xx	xx.xx	xx.xx	xx.xx	xx.xx	xx.xx	xx.xx
Total	**xx.xx**	**xx.xx**	**xx.xx**	**xx.xx**	**xx.xx**	**xx.xx**	**xx.xx**	**xx.xx**

Table 262. China SoC & Memory Semiconductor Tester Market Size, by Memory Testers, 2017-2040 (USD Million)

Memory Testers	2017	2024	2025	2026	2027	2032	2040	CAGR (%)
DRAM Testers	xx.xx	xx.xx	xx.xx	xx.xx	xx.xx	xx.xx	xx.xx	xx.xx
Multi-Family Memory Testers	xx.xx	xx.xx	xx.xx	xx.xx	xx.xx	xx.xx	xx.xx	xx.xx
Nonvolatile Memory Testers	xx.xx	xx.xx	xx.xx	xx.xx	xx.xx	xx.xx	xx.xx	xx.xx
SRAM Testers	xx.xx	xx.xx	xx.xx	xx.xx	xx.xx	xx.xx	xx.xx	xx.xx
Total	**xx.xx**	**xx.xx**	**xx.xx**	**xx.xx**	**xx.xx**	**xx.xx**	**xx.xx**	**xx.xx**

Table 263. China SoC & Memory Semiconductor Tester Market Size, by Platform Architecture, 2017-2040 (USD Million)

Platform Architecture	2017	2024	2025	2026	2027	2032	2040	CAGR (%)
Open-Standard ATE Platforms	xx.xx	xx.xx	xx.xx	xx.xx	xx.xx	xx.xx	xx.xx	xx.xx
Proprietary ATE Platforms	xx.xx	xx.xx	xx.xx	xx.xx	xx.xx	xx.xx	xx.xx	xx.xx
Total	**xx.xx**	**xx.xx**	**xx.xx**	**xx.xx**	**xx.xx**	**xx.xx**	**xx.xx**	**xx.xx**

Table 264. China SoC & Memory Semiconductor Tester Market Size, by Test Purpose, 2017-2040 (USD Million)

Test Purpose	2017	2024	2025	2026	2027	2032	2040	CAGR (%)
Combined Engineering and Production Testing	xx.xx	xx.xx	xx.xx	xx.xx	xx.xx	xx.xx	xx.xx	xx.xx
Engineering Evaluation and Characterization	xx.xx	xx.xx	xx.xx	xx.xx	xx.xx	xx.xx	xx.xx	xx.xx
Production Testing	xx.xx	xx.xx	xx.xx	xx.xx	xx.xx	xx.xx	xx.xx	xx.xx
Total	**xx.xx**	**xx.xx**	**xx.xx**	**xx.xx**	**xx.xx**	**xx.xx**	**xx.xx**	**xx.xx**

Table 265. China SoC & Memory Semiconductor Tester Market Size, by Semiconductor End Market, 2017-2040 (USD Million)

Semiconductor End Market	2017	2024	2025	2026	2027	2032	2040	CAGR (%)
Aerospace and Defense	xx.xx	xx.xx	xx.xx	xx.xx	xx.xx	xx.xx	xx.xx	xx.xx
Automotive	xx.xx	xx.xx	xx.xx	xx.xx	xx.xx	xx.xx	xx.xx	xx.xx
Communications	xx.xx	xx.xx	xx.xx	xx.xx	xx.xx	xx.xx	xx.xx	xx.xx
Computing	xx.xx	xx.xx	xx.xx	xx.xx	xx.xx	xx.xx	xx.xx	xx.xx
Consumer Electronics	xx.xx	xx.xx	xx.xx	xx.xx	xx.xx	xx.xx	xx.xx	xx.xx
Industrial Electronics	xx.xx	xx.xx	xx.xx	xx.xx	xx.xx	xx.xx	xx.xx	xx.xx
Total	**xx.xx**	**xx.xx**	**xx.xx**	**xx.xx**	**xx.xx**	**xx.xx**	**xx.xx**	**xx.xx**

Table 266. China SoC & Memory Semiconductor Tester Market Size, by Buyer Type, 2017-2040 (USD Million)

Buyer Type	2017	2024	2025	2026	2027	2032	2040	CAGR (%)
Fabless Semiconductor Companies	xx.xx	xx.xx	xx.xx	xx.xx	xx.xx	xx.xx	xx.xx	xx.xx
Integrated Device Manufacturers	xx.xx	xx.xx	xx.xx	xx.xx	xx.xx	xx.xx	xx.xx	xx.xx
Outsourced Assembly and Test Providers	xx.xx	xx.xx	xx.xx	xx.xx	xx.xx	xx.xx	xx.xx	xx.xx
Research and Academic Institutions	xx.xx	xx.xx	xx.xx	xx.xx	xx.xx	xx.xx	xx.xx	xx.xx
Semiconductor Design and IP Service Providers	xx.xx	xx.xx	xx.xx	xx.xx	xx.xx	xx.xx	xx.xx	xx.xx
Semiconductor Foundries	xx.xx	xx.xx	xx.xx	xx.xx	xx.xx	xx.xx	xx.xx	xx.xx
System Companies	xx.xx	xx.xx	xx.xx	xx.xx	xx.xx	xx.xx	xx.xx	xx.xx
Total	**xx.xx**	**xx.xx**	**xx.xx**	**xx.xx**	**xx.xx**	**xx.xx**	**xx.xx**	**xx.xx**

Table 267. China SoC & Memory Semiconductor Tester Market Size, by Acquisition Model, 2017-2040 (USD Million)

Acquisition Model	2017	2024	2025	2026	2027	2032	2040	CAGR (%)
Equipment Leasing	xx.xx	xx.xx	xx.xx	xx.xx	xx.xx	xx.xx	xx.xx	xx.xx
Equipment Purchase	xx.xx	xx.xx	xx.xx	xx.xx	xx.xx	xx.xx	xx.xx	xx.xx
Total	**xx.xx**	**xx.xx**	**xx.xx**	**xx.xx**	**xx.xx**	**xx.xx**	**xx.xx**	**xx.xx**

Table 268. China SoC & Memory Semiconductor Tester Market Size, by Sales Channel, 2017-2040 (USD Million)

Sales Channel	2017	2024	2025	2026	2027	2032	2040	CAGR (%)
Direct Sales	xx.xx	xx.xx	xx.xx	xx.xx	xx.xx	xx.xx	xx.xx	xx.xx
Distributor and Reseller Sales	xx.xx	xx.xx	xx.xx	xx.xx	xx.xx	xx.xx	xx.xx	xx.xx
Total	**xx.xx**	**xx.xx**	**xx.xx**	**xx.xx**	**xx.xx**	**xx.xx**	**xx.xx**	**xx.xx**

Table 269. China SoC & Memory Semiconductor Tester Market Size, by Test Insertion, 2017-2040 (USD Million)

Test Insertion	2017	2024	2025	2026	2027	2032	2040	CAGR (%)
In-Process Assembly Test	xx.xx	xx.xx	xx.xx	xx.xx	xx.xx	xx.xx	xx.xx	xx.xx
Multi-Insertion Test	xx.xx	xx.xx	xx.xx	xx.xx	xx.xx	xx.xx	xx.xx	xx.xx
Packaged-Device Test	xx.xx	xx.xx	xx.xx	xx.xx	xx.xx	xx.xx	xx.xx	xx.xx
Singulated-Die Test	xx.xx	xx.xx	xx.xx	xx.xx	xx.xx	xx.xx	xx.xx	xx.xx
Wafer-Level Test	xx.xx	xx.xx	xx.xx	xx.xx	xx.xx	xx.xx	xx.xx	xx.xx
Total	**xx.xx**	**xx.xx**	**xx.xx**	**xx.xx**	**xx.xx**	**xx.xx**	**xx.xx**	**xx.xx**

Sources & Evidence

1. Advantest - FY2024 Consolidated Financial Results Presentation, April 25, 2025

   • Evidence informing the 2023 market-value input; displayed series and growth include calculations: Quarterly product-revenue disclosures support calendar-2023 totals of JPY xx.xx for SoC testers and JPY xx.xx for memory testers, before modeled scope adjustments. ([advantest.com](https://www.advantest.com/document/en/investors/ir-library/result/JE_BIZ_250425_slide.pdf))

   • Evidence informing the 2024 market-value input; displayed series and growth include calculations: Quarterly product-revenue disclosures support calendar-2024 totals of JPY xx.xx for SoC testers and JPY xx.xx for memory testers; handling, services and system-level testing are disclosed separately. ([advantest.com](https://www.advantest.com/document/en/investors/ir-library/result/JE_BIZ_250425_slide.pdf))

2. Advantest - FY2025 Third Quarter Financial Results Presentation, January 28, 2026

- Evidence informing the 2025 market-value input; displayed series and growth include calculations: The disclosed January-March 2025 quarter and April-December 2025 quarters produce calendar-2025 SoC tester revenue of JPY xx.xx and memory tester revenue of JPY xx.xx. These are supplier revenues, not a published global market total. ([advantest.com](https://www.advantest.com/document/en/investors/ir-library/result/JE_BIZ_260128_slide.pdf))
- Evidence informing base-year allocation inputs; displayed values and growth are calculated: China deliveries constrain the base country equipment-demand proxy.
- Evidence informing base-year allocation inputs; displayed values and growth are calculated: Quarterly product disclosures reconstruct calendar-2025 SoC revenue of JPY xx.xx, before the inherited eligible-SoC scope deduction.
- Evidence informing base-year allocation inputs; displayed values and growth are calculated: Quarterly memory revenue totals JPY xx.xx for calendar 2025, anchoring the memory equipment pool rather than a published global share.
- Evidence informing base-year allocation inputs; displayed values and growth are calculated: January-March memory revenue of JPY xx.xx supports the fiscal-to-calendar application-mix bridge.
- Evidence informing base-year allocation inputs; displayed values and growth are calculated: Quarterly SoC revenues of JPY xx.xx, xx.xx, xx.xx and xx.xx reconstruct calendar-2025 revenue of JPY xx.xx, the supplier revenue ceiling used for modeled eligible OPENSTAR attribution. ([advantest.com](https://www.advantest.com/document/en/investors/ir-library/result/JE_BIZ_260128_slide.pdf))
- Evidence informing base-year allocation inputs; displayed values and growth are calculated: Reported quarters support the calendar-2025 SoC revenue bridge used to estimate Computing's equipment weight. ([advantest.com](https://www.advantest.com/document/en/investors/ir-library/result/JE_BIZ_260128_slide.pdf))
- Evidence informing base-year allocation inputs; displayed values and growth are calculated: The same quarterly equipment revenues constrain the combined Computing/Communications budget before modeled separation. ([advantest.com](https://www.advantest.com/document/en/investors/ir-library/result/JE_BIZ_260128_slide.pdf))
- Evidence informing base-year allocation inputs; displayed values and growth are calculated: The quarterly product table independently reproduces calendar-2025 SoC revenue of JPY xx.xx and memory revenue of JPY xx.xx. These constrain the inherited equipment-revenue scale but do not disclose an acquisition-model split. ([advantest.com](https://www.advantest.com/document/en/investors/ir-library/result/JE_BIZ_260128_slide.pdf))
- Evidence informing base-year allocation inputs; displayed values and growth are calculated: Quarterly product disclosures reconstruct calendar-2025 SoC revenue of JPY xx.xx and memory revenue of JPY xx.xx, supporting the retained scoped manufacturer budget rather than an observed channel share. ([advantest.com](https://www.advantest.com/document/en/investors/ir-library/result/JE_BIZ_260128_slide.pdf))
- Evidence informing base-year allocation inputs; displayed values and growth are calculated: The manufacturer equipment budget provides the economic scale against which inherited intermediary penetration is allocated; the presentation does not quantify reseller receipts. ([advantest.com](https://www.advantest.com/document/en/investors/ir-library/result/JE_BIZ_260128_slide.pdf))
- Evidence informing base-year allocation inputs; displayed values and growth are calculated: Quarterly memory-system receipts reconstruct calendar-2025 revenue of JPY xx.xx, an input to the shared diversified-memory equipment budget.
- Evidence informing forecast-year allocation inputs; displayed values and growth are calculated: Quarterly memory-system receipts reconstruct calendar-2025 revenue of JPY xx.xx, an input to the shared diversified-memory equipment budget.
- Evidence informing base-year allocation inputs; displayed values and growth are calculated: The observed memory receipts constrain the parent purchasing budget from which the modeled intermediate-assembly portion is attributed; no insertion split is disclosed.
- Evidence informing forecast-year allocation inputs; displayed values and growth are calculated: The observed memory receipts constrain the parent purchasing budget from which the modeled intermediate-assembly portion is attributed; no insertion split is disclosed.
- Evidence informing base-year allocation inputs; displayed values and growth are calculated: Product-line receipts support the common equipment-budget bridge carried into the package-test allocation and its forecast starting weights.
- Evidence informing forecast-year allocation inputs; displayed values and growth are calculated: Product-line receipts support the common equipment-budget bridge carried into the package-test allocation and its forecast starting weights.

3. Advantest - FY2026 First Quarter Financial Results Presentation, July 29, 2026

· Evidence informing the 2026 market-value input; displayed series and growth include calculations: The presentation reports January-March 2026 SoC/memory revenues of JPY xx.xx/xx.xx and April-June revenues of JPY xx.xx/xx.xx. July guidance forecasts fiscal-2026 SoC/memory revenues of JPY xx.xx/xx.xx and supplies the fiscal-to-calendar bridge. Guidance is not realized revenue. ([advantest.com](https://www.advantest.com/document/en/investors/ir-library/result/JE_BIZ_260729_slide.pdf))

· Evidence informing the 2040 market-value input; displayed series and growth include calculations: Current equipment revenue and company-specific capacity plans constrain the forecast starting point, not the assumed long-run growth rate or the 2040 result. ([advantest.com](https://www.advantest.com/document/en/investors/ir-library/result/JE_BIZ_260729_slide.pdf))

· Evidence informing forecast-year allocation inputs; displayed values and growth are calculated: Actual quarterly SoC revenue and FY2026 product guidance constrain the inherited 2026 supplier bridge used to forecast relative category weights.

· Evidence informing forecast-year allocation inputs; displayed values and growth are calculated: January-March and April-June memory revenue of JPY xx.xx/xx.xx and FY2026 guidance of JPY xx.xx constrain the calendar bridge.

· Evidence informing base-year allocation inputs; displayed values and growth are calculated: Rounded fiscal DRAM mixes are xx.xx% for FY2024 and xx.xx% for FY2025; FY2026 guidance is xx.xx%. Calendar conversion and co-primary deductions are modeled.

· Evidence informing forecast-year allocation inputs; displayed values and growth are calculated: Rounded fiscal DRAM mixes are xx.xx% for FY2024 and xx.xx% for FY2025; FY2026 guidance is xx.xx%. Calendar conversion and co-primary deductions are modeled.

· Evidence informing base-year allocation inputs; displayed values and growth are calculated: Corresponding nonvolatile mixes are xx.xx%, xx.xx% and guided xx.xx%, qualifying an exclusively DRAM-led outlook without verifying future global shares.

· Evidence informing forecast-year allocation inputs; displayed values and growth are calculated: Corresponding nonvolatile mixes are xx.xx%, xx.xx% and guided xx.xx%, qualifying an exclusively DRAM-led outlook without verifying future global shares.

· Evidence informing base-year allocation inputs; displayed values and growth are calculated: Own SoC sales mix is approximately xx.xx% Computing/Communications in FY24 and xx.xx% in FY25; 2026 demand commentary constrains forecast direction, not the final share. ([advantest.com](https://www.advantest.com/document/en/investors/ir-library/result/JE_BIZ_260729_slide.pdf))

· Evidence informing forecast-year allocation inputs; displayed values and growth are calculated: Own SoC sales mix is approximately xx.xx% Computing/Communications in FY24 and xx.xx% in FY25; 2026 demand commentary constrains forecast direction, not the final share. ([advantest.com](https://www.advantest.com/document/en/investors/ir-library/result/JE_BIZ_260729_slide.pdf))

· Evidence informing base-year allocation inputs; displayed values and growth are calculated: Reported combined application proportions constrain the common budget; the separate Communications allocation and future mix remain modeled. ([advantest.com](https://www.advantest.com/document/en/investors/ir-library/result/JE_BIZ_260729_slide.pdf))

· Evidence informing forecast-year allocation inputs; displayed values and growth are calculated: Reported combined application proportions constrain the common budget; the separate Communications allocation and future mix remain modeled. ([advantest.com](https://www.advantest.com/document/en/investors/ir-library/result/JE_BIZ_260729_slide.pdf))

4. Teradyne, Inc. - Form 10-K for the Year Ended December 31, 2025
   - Evidence informing the 2023 market-value input; displayed series and growth include calculations: The revenue-disaggregation table reports 2023 point-in-time SoC revenue of USD xx.xx and memory revenue of USD xx.xx. Replacement parts require a further modeled deduction. ([investors.teradyne.com](https://investors.teradyne.com/sec-filings/all-sec-filings/content/xx.xx-xx.xx-xx.xx/xx.xx-xx.xx-xx.xx.pdf))
   - Evidence informing the 2024 market-value input; displayed series and growth include calculations: The filing reports 2024 point-in-time SoC revenue of USD xx.xx and memory revenue of USD xx.xx separately from over-time revenue and IST. ([investors.teradyne.com](https://investors.teradyne.com/sec-filings/all-sec-filings/content/xx.xx-xx.xx-xx.xx/xx.xx-xx.xx-xx.xx.pdf))
   - Evidence informing the 2025 market-value input; displayed series and growth include calculations: The filing reports 2025 point-in-time SoC revenue of USD xx.xx and memory revenue of USD xx.xx. Point-in-time recognition includes products and replacement parts and is therefore an equipment proxy rather than an exact complete-system subtotal. ([investors.teradyne.com](https://investors.teradyne.com/sec-filings/all-sec-filings/content/xx.xx-xx.xx-xx.xx/xx.xx-xx.xx-xx.xx.pdf))
   - Evidence informing base-year allocation inputs; displayed values and growth are calculated: 2025 point-in-time SoC revenue is USD xx.xx; equipment and eligible-device deductions remain modeled.
   - Evidence informing base-year allocation inputs; displayed values and growth are calculated: 2025 point-in-time memory revenue is USD xx.xx; replacement parts require the inherited equipment adjustment.
   - Evidence informing base-year allocation inputs; displayed values and growth are calculated: The filing identifies DRAM/HBM commercial activity; it does not disclose the modeled annual DRAM configuration fraction.
   - Evidence informing base-year allocation inputs; displayed values and growth are calculated: Magnum flash-memory activity supports nonvolatile category participation, not the assumed annual sales fraction.
   - Evidence informing base-year allocation inputs; displayed values and growth are calculated: Separately reported specifying and purchasing customers support treating commercial roles distinctly, without adding overlapping customer percentages.
   - Evidence informing forecast-year allocation inputs; displayed values and growth are calculated: Separately reported specifying and purchasing customers support treating commercial roles distinctly, without adding overlapping customer percentages.
   - Evidence informing base-year allocation inputs; displayed values and growth are calculated: Reported 2024-2025 product revenues supply a realized-demand challenge, but do not identify engineering-only sales; the allocation retains this attribution limitation. ([investors.teradyne.com](https://investors.teradyne.com/sec-filings/all-sec-filings/content/xx.xx-xx.xx-xx.xx/xx.xx-xx.xx-xx.xx.pdf))
   - Evidence informing forecast-year allocation inputs; displayed values and growth are calculated: Reported 2024-2025 product revenues supply a realized-demand challenge, but do not identify engineering-only sales; the allocation retains this attribution limitation. ([investors.teradyne.com](https://investors.teradyne.com/sec-filings/all-sec-filings/content/xx.xx-xx.xx-xx.xx/xx.xx-xx.xx-xx.xx.pdf))
   - Evidence informing base-year allocation inputs; displayed values and growth are calculated: Point-in-time SoC revenue grew approximately xx.xx% while memory declined approximately xx.xx%, qualifying uniform-growth assumptions rather than directly establishing purpose shares. ([investors.teradyne.com](https://investors.teradyne.com/sec-filings/all-sec-filings/content/xx.xx-xx.xx-xx.xx/xx.xx-xx.xx-xx.xx.pdf))
   - Evidence informing forecast-year allocation inputs; displayed values and growth are calculated: Point-in-time SoC revenue grew approximately xx.xx% while memory declined approximately xx.xx%, qualifying uniform-growth assumptions rather than directly establishing purpose shares. ([investors.teradyne.com](https://investors.teradyne.com/sec-filings/all-sec-filings/content/xx.xx-xx.xx-xx.xx/xx.xx-xx.xx-xx.xx.pdf))
   - Evidence informing base-year allocation inputs; displayed values and growth are calculated: Distinguishes platform specifiers from purchasing customers, supporting the requirement for an accepted joint remit rather than inferring it from platform selection. ([investors.teradyne.com](https://investors.teradyne.com/sec-filings/all-sec-filings/content/xx.xx-xx.xx-xx.xx/xx.xx-xx.xx-xx.xx.pdf))
   - Evidence informing forecast-year allocation inputs; displayed values and growth are calculated: Distinguishes platform specifiers from purchasing customers, supporting the requirement for an accepted joint remit rather than inferring it from platform selection.

5. Teradyne, Inc. - Form 10-Q for the Quarterly Period Ended June 28, 2026
   - Evidence informing the 2026 market-value input; displayed series and growth include calculations: First-half 2026 point-in-time revenue was USD xx.xx for SoC and USD xx.xx for memory. Comparable first-half 2025 amounts were USD xx.xx and USD xx.xx independently establishing strong realized growth before the modeled second half. ([investors.teradyne.com](https://investors.teradyne.com/sec-filings/all-sec-filings/content/xx.xx-xx.xx-xx.xx/xx.xx-xx.xx-xx.xx.pdf))
   - Evidence informing forecast-year allocation inputs; displayed values and growth are calculated: First-half 2026 point-in-time SoC revenue of USD xx.xx anchors the scoped and annualized SoC forecast input.
   - Evidence informing forecast-year allocation inputs; displayed values and growth are calculated: First-half 2026 point-in-time memory revenue of USD xx.xx anchors the memory forecast pool; second-half realization remains assumed.
   - Evidence informing forecast-year allocation inputs; displayed values and growth are calculated: The observed memory pool constrains the forecast numerator to which the explicitly assumed small SRAM fraction is applied; SRAM sales are not separately disclosed.
   - Evidence informing forecast-year allocation inputs; displayed values and growth are calculated: The observed memory pool constrains modeled multi-family attribution, but does not independently establish co-primary configuration sales.
   - Evidence informing forecast-year allocation inputs; displayed values and growth are calculated: The scoped memory forecast pool supplies one bounded source of combined-configuration value; the co-primary fraction remains assumed.
6. Cohu, Inc. - Form 10-K for the Fiscal Year Ended December 27, 2025
   - Evidence informing the 2023 market-value input; displayed series and growth include calculations: Cohu reports 2023 systems-semiconductor test and inspection revenue of USD xx.xx. Only an assumed complete-tester and eligible-device portion enters this market. ([sec.gov](https://www.sec.gov/Archives/edgar/data/xx.xx/xx.xx/cohu20251227_10k.htm))
   - Evidence informing the 2024 market-value input; displayed series and growth include calculations: Cohu reports 2024 systems-semiconductor test and inspection revenue of USD xx.xx separately from non-systems revenue. ([sec.gov](https://www.sec.gov/Archives/edgar/data/xx.xx/xx.xx/cohu20251227_10k.htm))
   - Evidence informing the 2025 market-value input; displayed series and growth include calculations: Cohu reports 2025 systems-semiconductor test and inspection revenue of USD xx.xx. Automation, inspection, interfaces and recurring services prevent attribution of the whole company to SoC testers. ([sec.gov](https://www.sec.gov/Archives/edgar/data/xx.xx/xx.xx/cohu20251227_10k.htm))
   - Evidence informing base-year allocation inputs; displayed values and growth are calculated: Cohu describes a primarily direct commercial model supported by targeted independent representatives, supporting direct attribution where the manufacturer remains the contractual seller. ([sec.gov](https://www.sec.gov/Archives/edgar/data/xx.xx/xx.xx/cohu20251227_10k.htm))
   - Evidence informing forecast-year allocation inputs; displayed values and growth are calculated: Cohu describes a primarily direct commercial model supported by targeted independent representatives, supporting direct attribution where the manufacturer remains the contractual seller. ([sec.gov](https://www.sec.gov/Archives/edgar/data/xx.xx/xx.xx/cohu20251227_10k.htm))
   - Evidence informing base-year allocation inputs; displayed values and growth are calculated: Independent-representative commissions are identified in selling expenses; representation alone does not establish title-taking equipment resale or a numerical distributor share. ([sec.gov](https://www.sec.gov/Archives/edgar/data/xx.xx/xx.xx/cohu20251227_10k.htm))
   - Evidence informing forecast-year allocation inputs; displayed values and growth are calculated: Independent-representative commissions are identified in selling expenses; representation alone does not establish title-taking equipment resale or a numerical distributor share. ([sec.gov](https://www.sec.gov/Archives/edgar/data/xx.xx/xx.xx/cohu20251227_10k.htm))

7. Hangzhou Changchuan Technology Co., Ltd. - 2025 Annual Report
   - Evidence informing the 2024 market-value input; displayed series and growth include calculations: The product table reports 2024 tester revenue of CNY xx.xx, distinct from handlers and other products. Its SoC-eligible portion remains modeled. ([static.cninfo.com.cn](https://static.cninfo.com.cn/finalpage/2026-xx.xx-xx.xx/xx.xx.PDF))
   - Evidence informing the 2025 market-value input; displayed series and growth include calculations: The product table reports 2025 tester revenue of CNY xx.xx. The filing's broader analog and digital portfolio requires a scope adjustment rather than inclusion of all tester revenue. ([static.cninfo.com.cn](https://static.cninfo.com.cn/finalpage/2026-xx.xx-xx.xx/xx.xx.PDF))
8. YC Corporation - Business Report for the Year Ended December 31, 2025
   - Evidence informing the 2023 market-value input; displayed series and growth include calculations: The sales table reports KRW xx.xx for the 2023 memory-wafer-tester, semiconductor-equipment, parts, modification and related category. Complete-equipment attribution requires a deduction. ([kind.krx.co.kr](https://kind.krx.co.kr/external/2026/xx.xx/xx.xx/xx.xx/xx.xx/xx.xx.htm))
   - Evidence informing the 2024 market-value input; displayed series and growth include calculations: The comparable 2024 category revenue is KRW xx.xx, not an independently isolated complete-tester total. ([kind.krx.co.kr](https://kind.krx.co.kr/external/2026/xx.xx/xx.xx/xx.xx/xx.xx/xx.xx.htm))
   - Evidence informing the 2025 market-value input; displayed series and growth include calculations: The comparable 2025 category revenue is KRW xx.xx. Parts, modifications and other equipment remain a material scope uncertainty. ([kind.krx.co.kr](https://kind.krx.co.kr/external/2026/xx.xx/xx.xx/xx.xx/xx.xx/xx.xx.htm))
   - Evidence informing base-year allocation inputs; displayed values and growth are calculated: YC reports KRW xx.xx in a broad memory-wafer-tester, parts, modification and related revenue category, constraining the inherited equipment budget.
   - Evidence informing base-year allocation inputs; displayed values and growth are calculated: The company's own business description establishes DRAM equipment activity; the assumed xx.xx% allocation is not disclosed.
   - Evidence informing base-year allocation inputs; displayed values and growth are calculated: NAND equipment participation establishes the nonvolatile commercial mapping; the assumed xx.xx% allocation is not an observed split.
9. Chroma ESG - About Chroma: 2025 Group Financial and Operating Profile
   - Evidence informing the 2025 market-value input; displayed series and growth include calculations: Chroma's own disclosure states 2025 group consolidated revenue of USD xx.xx. This broad corporate amount constrains, but does not directly measure, its eligible complete-SoC-tester revenue. ([csr.chromaate.com](https://csr.chromaate.com/en/esg-en/green-chroma-en/brand-en))
10. Chroma ESG - Green Revenue and Financial Performance, 2025
    - Evidence informing the 2024 market-value input; displayed series and growth include calculations: Chroma reports 2025 consolidated revenue growth of xx.xx%. The model uses this company growth rate to backcast its small 2024 scoped revenue budget at a constant conversion basis, not as an observed 2024 tester subtotal. ([csr.chromaate.com](https://csr.chromaate.com/en/esg-en/green-chroma-en/green-revenue-en))
    - Evidence informing the 2025 market-value input; displayed series and growth include calculations: The disclosure distinguishes broad measurement products and SLT demand, reinforcing the need to exclude unrelated corporate revenue from the SoC/memory tester estimate. ([csr.chromaate.com](https://csr.chromaate.com/en/esg-en/green-chroma-en/green-revenue-en))

11. Federal Reserve Board - Foreign Exchange Rates, G.5A, January 5, 2026

    · Evidence informing the 2023 market-value input; displayed series and growth include calculations: The official annual-average exchange-rate release supplies the currency-conversion benchmark; the model uses JPY xx.xx per USD for its large calendar-2023 Japanese revenue anchor and an explicitly rounded KRW conversion for the smaller Korean budget. ([fred.stlouisfed.org](https://fred.stlouisfed.org/series/AEXJPUS/))

    · Evidence informing the 2024 market-value input; displayed series and growth include calculations: The model uses JPY xx.xx per USD for calendar 2024; small CNY and KRW budgets use disclosed approximate conversion assumptions close to the official annual averages. ([fred.stlouisfed.org](https://fred.stlouisfed.org/series/AEXJPUS/))

    · Evidence informing the 2025 market-value input; displayed series and growth include calculations: The model uses JPY xx.xx per USD for calendar 2025. CNY xx.xx and KRW xx.xx per USD are rounded modeling conventions, not the release's exact observations. ([fred.stlouisfed.org](https://fred.stlouisfed.org/series/AEXJPUS/))

12. SEMI - 2018 Global Semiconductor Equipment Sales Jump to Record USD 64.5 Billion

    · Evidence informing the 2017 market-value input; displayed series and growth include calculations: The association's member-billings release reports xx.xx% growth in total test equipment sales in 2018. Its inverse supplies the 2017 historical proxy; it is not a direct observation of the narrower captured market. ([www1.semi.org](https://www1.semi.org/en/2018-global-semiconductor-equipment-sales-jump-record-xx.xx-billion))

    · Evidence informing the 2018 market-value input; displayed series and growth include calculations: The release reports approximately USD xx.xx of total semiconductor-equipment sales in 2018, used only with the 2019 equipment total as a disclosed broad-cycle proxy. ([www1.semi.org](https://www1.semi.org/en/2018-global-semiconductor-equipment-sales-jump-record-xx.xx-billion))

13. SEMI - 2020 Global Semiconductor Equipment Sales Surge 19% to Industry Record USD 71.2 Billion

    · Evidence informing the 2018 market-value input; displayed series and growth include calculations: The release reports 2019 total equipment billings of USD xx.xx. Relative to the published approximate 2018 total, this supplies a broad-equipment downturn proxy, not an observed SoC/memory tester growth rate. ([semi.org](https://www.semi.org/en/news-media-press/semi-press-releases/annual-global-semiconductor-equipment-sales))

    · Evidence informing the 2019 market-value input; displayed series and growth include calculations: Reported 2020 total-test-equipment growth of xx.xx% supplies the inverse bridge into 2019. ([semi.org](https://www.semi.org/en/news-media-press/semi-press-releases/annual-global-semiconductor-equipment-sales))

    · Evidence informing the 2020 market-value input; displayed series and growth include calculations: The association's member-submitted billings dataset reports xx.xx% total-test-equipment growth in 2020, used as a historical demand-cycle proxy. ([semi.org](https://www.semi.org/en/news-media-press/semi-press-releases/annual-global-semiconductor-equipment-sales))

14. SEMI - 2021 Global Semiconductor Equipment Sales Surge 44% to Industry Record USD 102.6 Billion

    · Evidence informing the 2020 market-value input; displayed series and growth include calculations: Reported total-test-equipment sales growth of xx.xx% in 2021 supports the inverse bridge from the 2021 estimate to 2020. ([semi.org](https://www.semi.org/en/news-media-press-releases/semi-press-releases/2021-global-semiconductor-equipment-sales-surge-xx.xx%xx.xx-to-industry-record-%xx.xx-billion-semi-reports))

    · Evidence informing the 2021 market-value input; displayed series and growth include calculations: The xx.xx% test-equipment increase is a member-billings observation for a broader equipment class, not the final market value returned here. ([semi.org](https://www.semi.org/en/news-media-press-releases/semi-press-releases/2021-global-semiconductor-equipment-sales-surge-xx.xx%xx.xx-to-industry-record-%xx.xx-billion-semi-reports))

15. SEMI - Global Semiconductor Equipment Billings Reach Industry Record USD 107.6 Billion in 2022

    · Evidence informing the 2021 market-value input; displayed series and growth include calculations: The release reports a xx.xx% contraction in total-test-equipment billings in 2022, supporting the inverse historical bridge into 2021. ([semi.org](https://www.semi.org/en/news-media-press-releases/semi-press-releases/global-semiconductor-equipment-billings-reach-industry-record-%xx.xx-billion-in-2022-semi-reports))

16. SEMI - Global Semiconductor Equipment Billings Slip to USD 106.3 Billion in 2023
· Evidence informing the 2023 market-value input; displayed series and growth include calculations: The xx.xx% broader test-equipment decline supplies a historical-cycle constraint and one small-supplier backcast assumption, not the target-market level.
([semi.org](https://www.semi.org/en/news-media-press-releases/semi-press-releases/global-semiconductor-equipment-billings-slip-to-%xx.xx-billion-in-2023-semi-reports))

17. SEMI - Global Semiconductor Equipment Billings Surged to USD 117 Billion in 2024
· Evidence informing the 2024 market-value input; displayed series and growth include calculations: Realized total-test-equipment billings increased xx.xx% in 2024. This independently checks the direction and approximate magnitude of the modeled target-market recovery without substituting the broader category for this market.
([semi.org](https://www.semi.org/en/semi-press-release/global-semiconductor-equipment-billings-surged-to-xx.xx-billion-dollars-in-2024-semi-reports))

18. SEMI - Global Semiconductor Equipment Billings Reached USD 135 Billion in 2025
· Evidence informing the 2025 market-value input; displayed series and growth include calculations: The association reports realized total-test-equipment billings growth of xx.xx% in 2025. The modeled target-market increase of approximately xx.xx% is directionally consistent; differing product boundaries prevent an exact reconciliation.
([semi.org](https://www.semi.org/en/SEMI-Reports-Global-Semiconductor-Equipment-Billings-Reached-xx.xx-Billion-in-2025))

19. Advantest - Annual Securities Report and Business Report for the Year Ended March 31, 2026

- Evidence informing the 2025 market-value input; displayed series and growth include calculations: Note xx.xx identifies customer operating leases of semiconductor test systems and JPY xx.xx of future payments receivable at March xx.xx 2025. This establishes a small supplier-specific leasing activity, not annual global leasing revenue. ([advantest.com](https://www.advantest.com/document/en/investors/ir-library/report/IR_SecuritiesandBusinesReport_84th_en.pdf))
- Evidence informing the 2026 market-value input; displayed series and growth include calculations: Future customer lease payments receivable were JPY xx.xx at March xx.xx 2026; disclosed terms were one to three years and noncancelable. These figures qualify any assumption that OEM leasing is necessarily large or offers flexible exit. ([advantest.com](https://www.advantest.com/document/en/investors/ir-library/report/IR_SecuritiesandBusinesReport_84th_en.pdf))
- Evidence informing base-year allocation inputs; displayed values and growth are calculated: Named NVIDIA-group customer receipts constrain direct fabless purchasing; fiscal/calendar and eligible-equipment attribution remain modeled.
- Evidence informing forecast-year allocation inputs; displayed values and growth are calculated: Named NVIDIA-group customer receipts constrain direct fabless purchasing; fiscal/calendar and eligible-equipment attribution remain modeled.
- Evidence informing base-year allocation inputs; displayed values and growth are calculated: Named TSMC customer receipts anchor the foundry purchasing model; other suppliers and foundries require explicit coverage assumptions.
- Evidence informing forecast-year allocation inputs; displayed values and growth are calculated: Named TSMC customer receipts anchor the foundry purchasing model; other suppliers and foundries require explicit coverage assumptions.
- Evidence informing base-year allocation inputs; displayed values and growth are calculated: The equipment-revenue policy recognizes product revenue when control transfers on contractual delivery or acceptance, supporting the purchase classification rather than service-revenue attribution. ([advantest.com](https://www.advantest.com/document/en/investors/ir-library/report/IR_SecuritiesandBusinesReport_84th_en.pdf))
- Evidence informing forecast-year allocation inputs; displayed values and growth are calculated: The equipment-revenue policy recognizes product revenue when control transfers on contractual delivery or acceptance, supporting the purchase classification rather than service-revenue attribution. ([advantest.com](https://www.advantest.com/document/en/investors/ir-library/report/IR_SecuritiesandBusinesReport_84th_en.pdf))
- Evidence informing base-year allocation inputs; displayed values and growth are calculated: Note xx.xx discloses customer operating leases, one-to-three-year noncancelable terms, and remaining payments of JPY xx.xx and JPY xx.xx at March xx.xx 2025 and March xx.xx 2026. These constrain contractual and adoption assumptions, not annual global leasing revenue or the final forecast share. ([advantest.com](https://www.advantest.com/document/en/investors/ir-library/report/IR_SecuritiesandBusinesReport_84th_en.pdf))
- Evidence informing forecast-year allocation inputs; displayed values and growth are calculated: Note xx.xx discloses customer operating leases, one-to-three-year noncancelable terms, and remaining payments of JPY xx.xx and JPY xx.xx at March xx.xx 2025 and March xx.xx 2026. These constrain contractual and adoption assumptions, not annual global leasing revenue or the final forecast share. ([advantest.com](https://www.advantest.com/document/en/investors/ir-library/report/IR_SecuritiesandBusinesReport_84th_en.pdf))
- Evidence informing base-year allocation inputs; displayed values and growth are calculated: Wholly owned regional test-system sales subsidiaries establish consolidated manufacturer selling, while customer operating leases establish an OEM leasing route; both support the contractual-role allocation premise. ([advantest.com](https://www.advantest.com/document/en/investors/ir-library/report/IR_SecuritiesandBusinesReport_84th_en.pdf))
- Evidence informing forecast-year allocation inputs; displayed values and growth are calculated: Wholly owned regional test-system sales subsidiaries establish consolidated manufacturer selling, while customer operating leases establish an OEM leasing route; both support the contractual-role allocation premise. ([advantest.com](https://www.advantest.com/document/en/investors/ir-library/report/IR_SecuritiesandBusinesReport_84th_en.pdf))
- Evidence informing base-year allocation inputs; displayed values and growth are calculated: Future customer lease payments of JPY xx.xx at March xx.xx 2025 and JPY xx.xx at March xx.xx 2026 are supplier-specific receivables, not annual global merchant lease revenue; they limit rather than verify the leasing assumptions. ([advantest.com](https://www.advantest.com/document/en/investors/ir-library/report/IR_SecuritiesandBusinesReport_84th_en.pdf))

20. Amkor Technology, Inc. - Form 10-K for the Year Ended December 31, 2025

- Evidence informing the 2025 market-value input; displayed series and growth include calculations: Amkor reports 2025 capital expenditures of USD xx.xx versus USD xx.xx in 2024, covering packaging, testing and facilities. The amount is a buyer-spending constraint, not tester-only spending. ([sec.gov](https://www.sec.gov/Archives/edgar/data/xx.xx/xx.xx/amkr-xx.xx.htm))
- Evidence informing the 2026 market-value input; displayed series and growth include calculations: The filing's USD xx.xx-xx.xx 2026 capital-expenditure expectation is primarily increased by Arizona construction. It cannot be treated as an equivalent tester award or annual tester-market increment. ([sec.gov](https://www.sec.gov/Archives/edgar/data/xx.xx/xx.xx/amkr-xx.xx.htm))
- Evidence informing the 2028 market-value input; displayed series and growth include calculations: Standardized tester investment, customer-consigned equipment and equipment-redeployment risks qualify the conversion from announced capacity projects to incremental tester purchases. No project investment is added directly to the 2028 forecast. ([sec.gov](https://www.sec.gov/Archives/edgar/data/xx.xx/xx.xx/amkr-xx.xx.htm))
- Evidence informing the 2029 market-value input; displayed series and growth include calculations: The buyer's broad spending and commitment disclosures support retaining procurement-conversion and reuse uncertainty rather than equating project completion with tester sales. ([sec.gov](https://www.sec.gov/Archives/edgar/data/xx.xx/xx.xx/amkr-xx.xx.htm))
- Evidence informing base-year allocation inputs; displayed values and growth are calculated: The test-equipment accounting-life extension from five to seven years constrains the annualized production denominator against which engineering purchasing is compared. ([sec.gov](https://www.sec.gov/Archives/edgar/data/xx.xx/xx.xx/amkr-xx.xx.htm))
- Evidence informing forecast-year allocation inputs; displayed values and growth are calculated: The test-equipment accounting-life extension from five to seven years constrains the annualized production denominator against which engineering purchasing is compared. ([sec.gov](https://www.sec.gov/Archives/edgar/data/xx.xx/xx.xx/amkr-xx.xx.htm))
- Evidence informing base-year allocation inputs; displayed values and growth are calculated: Seven-year test-equipment accounting life anchors the selected purchasing-frequency proxy; broad capital expenditure is not treated as tester-only spending. ([sec.gov](https://www.sec.gov/Archives/edgar/data/xx.xx/xx.xx/amkr-xx.xx.htm))
- Evidence informing forecast-year allocation inputs; displayed values and growth are calculated: Seven-year test-equipment accounting life anchors the selected purchasing-frequency proxy; broad capital expenditure is not treated as tester-only spending. ([sec.gov](https://www.sec.gov/Archives/edgar/data/xx.xx/xx.xx/amkr-xx.xx.htm))
- Evidence informing base-year allocation inputs; displayed values and growth are calculated: Standardized platforms and customer-consigned testers qualify ownership and reuse attribution; these conditions do not establish accepted joint-purpose deployment. ([sec.gov](https://www.sec.gov/Archives/edgar/data/xx.xx/xx.xx/amkr-xx.xx.htm))
- Evidence informing forecast-year allocation inputs; displayed values and growth are calculated: Standardized platforms and customer-consigned testers qualify ownership and reuse attribution; these conditions do not establish accepted joint-purpose deployment. ([sec.gov](https://www.sec.gov/Archives/edgar/data/xx.xx/xx.xx/amkr-xx.xx.htm))
- Evidence informing base-year allocation inputs; displayed values and growth are calculated: The buyer reports approximately xx.xx% Computing sales and standardized tester investment, providing a representativeness and reuse check, not equipment-market weights. ([sec.gov](https://www.sec.gov/Archives/edgar/data/xx.xx/xx.xx/amkr-xx.xx.htm))
- Evidence informing forecast-year allocation inputs; displayed values and growth are calculated: The buyer reports approximately xx.xx% Computing sales and standardized tester investment, providing a representativeness and reuse check, not equipment-market weights. ([sec.gov](https://www.sec.gov/Archives/edgar/data/xx.xx/xx.xx/amkr-xx.xx.htm))
- Evidence informing base-year allocation inputs; displayed values and growth are calculated: Approximately xx.xx% Communications sales and customer-consigned equipment demonstrate why operator revenue and ownership cannot directly determine tester purchasing shares. ([sec.gov](https://www.sec.gov/Archives/edgar/data/xx.xx/xx.xx/amkr-xx.xx.htm))
- Evidence informing forecast-year allocation inputs; displayed values and growth are calculated: Approximately xx.xx% Communications sales and customer-consigned equipment demonstrate why operator revenue and ownership cannot directly determine tester purchasing shares. ([sec.gov](https://www.sec.gov/Archives/edgar/data/xx.xx/xx.xx/amkr-xx.xx.htm))
- Evidence informing base-year allocation inputs; displayed values and growth are calculated: Approximately xx.xx% Consumer sales provide a buyer-specific countercheck; shared-platform practices do not quantify

21. NXP Semiconductors - 2025 Annual Report and Financial Statements
    - Evidence informing base-year allocation inputs; displayed values and growth are calculated: Disclosed China back-end activity supports a local equipment-purchaser pool.
    - Evidence informing forecast-year allocation inputs; displayed values and growth are calculated: Disclosed China back-end activity supports a local equipment-purchaser pool.
22. Teradyne - Magnum 2 Memory Test Solution
    - Evidence informing base-year allocation inputs; displayed values and growth are calculated: Magnum xx.xx lists SRAM applications, establishing a commercial category mapping without supplying a revenue weight.
    - Evidence informing forecast-year allocation inputs; displayed values and growth are calculated: Magnum xx.xx lists SRAM applications, establishing a commercial category mapping without supplying a revenue weight.
    - Evidence informing base-year allocation inputs; displayed values and growth are calculated: DRAM, SRAM, NOR and NAND capability overlaps support mutually exclusive configuration attribution rather than adding advertised capabilities as sales.
    - Evidence informing forecast-year allocation inputs; displayed values and growth are calculated: DRAM, SRAM, NOR and NAND capability overlaps support mutually exclusive configuration attribution rather than adding advertised capabilities as sales.
    - Evidence informing base-year allocation inputs; displayed values and growth are calculated: Low-end SoC and memory applications identify a candidate combined-capability pool; actual joint customer mandates and numerical fractions remain unmeasured.
    - Evidence informing forecast-year allocation inputs; displayed values and growth are calculated: Low-end SoC and memory applications identify a candidate combined-capability pool; actual joint customer mandates and numerical fractions remain unmeasured.
    - Evidence informing base-year allocation inputs; displayed values and growth are calculated: Separately identifies an engineering configuration, supporting purpose classification and the direction of the modeled realization difference, not its exact numerical price ratio. ([teradyne.com](https://www.teradyne.com/products/magnum-xx.xx/))
    - Evidence informing forecast-year allocation inputs; displayed values and growth are calculated: Separately identifies an engineering configuration, supporting purpose classification and the direction of the modeled realization difference, not its exact numerical price ratio. ([teradyne.com](https://www.teradyne.com/products/magnum-xx.xx/))
    - Evidence informing base-year allocation inputs; displayed values and growth are calculated: Separately identifies production configurations, supporting production-purpose attribution rather than classification from family-wide capability alone. ([teradyne.com](https://www.teradyne.com/products/magnum-xx.xx/))
    - Evidence informing forecast-year allocation inputs; displayed values and growth are calculated: Separately identifies production configurations, supporting production-purpose attribution rather than classification from family-wide capability alone. ([teradyne.com](https://www.teradyne.com/products/magnum-xx.xx/))
    - Evidence informing base-year allocation inputs; displayed values and growth are calculated: Engineering programs can transfer to production versions; this supports conditional continuity but does not measure joint-purpose purchases or the forecast adoption multiplier. ([teradyne.com](https://www.teradyne.com/products/magnum-xx.xx/))
    - Evidence informing forecast-year allocation inputs; displayed values and growth are calculated: Engineering programs can transfer to production versions; this supports conditional continuity but does not measure joint-purpose purchases or the forecast adoption multiplier. ([teradyne.com](https://www.teradyne.com/products/magnum-xx.xx/))
23. Advantest - T5835 Memory Test System
    - Evidence informing base-year allocation inputs; displayed values and growth are calculated: T5835 is commercially positioned for both DRAM and NAND, supporting the cross-family classification premise but not the modeled co-primary revenue fraction.
    - Evidence informing forecast-year allocation inputs; displayed values and growth are calculated: T5835 is commercially positioned for both DRAM and NAND, supporting the cross-family classification premise but not the modeled co-primary revenue fraction.

24. Advantest - T5503HS2 Memory Test System
    - Evidence informing base-year allocation inputs; displayed values and growth are calculated: DRAM/HBM product positioning establishes category mapping; the documented installed-T5503 upgrade path supports retaining upgrade-substitution uncertainty rather than assuming universal replacement.
    - Evidence informing forecast-year allocation inputs; displayed values and growth are calculated: DRAM/HBM product positioning establishes category mapping; the documented installed-T5503 upgrade path supports retaining upgrade-substitution uncertainty rather than assuming universal replacement.
25. Advantest will Showcase Latest Memory Test Solutions at Future of Memory and Storage 2024
    - Evidence informing base-year allocation inputs; displayed values and growth are calculated: The August xx.xx 2024 announcement identifies T5835 among promoted memory offerings, establishing pre-base-year commercial positioning without proving customer acceptance or sales mix.
26. Advantest - V93000 SoC Test Systems
    - Evidence informing base-year allocation inputs; displayed values and growth are calculated: Advantest classifies V93000 as a SoC Test System, supporting the commercial mapping of its reported SoC equipment pool without establishing a sales percentage.
    - Evidence informing forecast-year allocation inputs; displayed values and growth are calculated: Advantest classifies V93000 as a SoC Test System, supporting the commercial mapping of its reported SoC equipment pool without establishing a sales percentage.
    - Evidence informing base-year allocation inputs; displayed values and growth are calculated: V93000 documentation identifies reusable programs and interface hardware across generations and supplier-developed SmarTest software. These support the retained-investment condition, not a measured switching rate or forecast share. ([advantest.com](https://www.advantest.com/en/products/semiconductor-test-system/soc/v93000/))
    - Evidence informing forecast-year allocation inputs; displayed values and growth are calculated: V93000 documentation identifies reusable programs and interface hardware across generations and supplier-developed SmarTest software. These support the retained-investment condition, not a measured switching rate or forecast share. ([advantest.com](https://www.advantest.com/en/products/semiconductor-test-system/soc/v93000/))
27. Emerson Electric Co. - Form 10-K for the Year Ended September 30, 2025
    - Evidence informing base-year allocation inputs; displayed values and growth are calculated: Reported Test & Measurement sales of USD xx.xx in FY2025 and USD xx.xx in FY2024 constrain the broad NI revenue proxy, not complete SoC/memory tester revenue. ([ir.emerson.com](https://ir.emerson.com/sec-filings/all-sec-filings/content/xx.xx-xx.xx-xx.xx/emr-xx.xx.htm))
28. Emerson Electric Co. - Form 10-Q for the Quarter Ended December 31, 2025
    - Evidence informing base-year allocation inputs; displayed values and growth are calculated: December-quarter Test & Measurement sales of USD xx.xx versus USD xx.xx supply the approximate calendar bridge. Prior-period segment presentation was reclassified, limiting level comparability. ([sec.gov](https://www.sec.gov/Archives/edgar/data/xx.xx/xx.xx/emr-xx.xx.htm))
29. National Instruments Corporation - 2022 Annual Report
    - Evidence informing base-year allocation inputs; displayed values and growth are calculated: Semiconductor and Electronics represented approximately xx.xx% of NI's 2022 revenue, with approximately half from production test and half from R&D test. These historical mix observations calibrate, but do not verify, the 2025 scoped equipment budget. ([sec.gov](https://www.sec.gov/Archives/edgar/data/xx.xx/xx.xx/ny20006399x3_ars.pdf))

30. Advantest - FY2025 Financial Briefing, April 27, 2026

· Evidence informing base-year allocation inputs; displayed values and growth are calculated: Automotive/industrial/consumer/DDIC represented approximately xx.xx% and xx.xx% of fiscal SoC sales in FY2024 and FY2025, rounded to five-percentage-point increments. These application proportions constrain the mainstream equipment attribution. ([advantest.com](https://www.advantest.com/document/en/investors/ir-library/result/JE_BIZ_260427_slide.pdf))

· Evidence informing forecast-year allocation inputs; displayed values and growth are calculated: Automotive/industrial/consumer/DDIC represented approximately xx.xx% and xx.xx% of fiscal SoC sales in FY2024 and FY2025, rounded to five-percentage-point increments. These application proportions constrain the mainstream equipment attribution. ([advantest.com](https://www.advantest.com/document/en/investors/ir-library/result/JE_BIZ_260427_slide.pdf))

· Evidence informing base-year allocation inputs; displayed values and growth are calculated: Fiscal SoC sales increased from JPY xx.xx to JPY xx.xx, while computing/communications represented approximately xx.xx% of FY2025 SoC sales. This supports differentiated application-growth assumptions, not a directly observed proprietary share or future allocation. ([advantest.com](https://www.advantest.com/document/en/investors/ir-library/result/JE_BIZ_260427_slide.pdf))

· Evidence informing forecast-year allocation inputs; displayed values and growth are calculated: Fiscal SoC sales increased from JPY xx.xx to JPY xx.xx, while computing/communications represented approximately xx.xx% of FY2025 SoC sales. This supports differentiated application-growth assumptions, not a directly observed proprietary share or future allocation. ([advantest.com](https://www.advantest.com/document/en/investors/ir-library/result/JE_BIZ_260427_slide.pdf))

31. Advantest - Annual Report 2005

· Evidence informing base-year allocation inputs; displayed values and growth are calculated: The report identifies T2000's OPENSTAR basis and publicly available specifications developed through the Semiconductor Test Consortium. This supports historical standards classification only; its historical market-share statements are not used. ([www3.advantest.com](https://www3.advantest.com/documents/xx.xx/xx.xx/pdf_investor_AR2005_en.pdf))

· Evidence informing forecast-year allocation inputs; displayed values and growth are calculated: The report identifies T2000's OPENSTAR basis and publicly available specifications developed through the Semiconductor Test Consortium. This supports historical standards classification only; its historical market-share statements are not used. ([www3.advantest.com](https://www3.advantest.com/documents/xx.xx/xx.xx/pdf_investor_AR2005_en.pdf))

32. Advantest - What Is ATE (Automated Test Equipment)? Roles, Systems & Future Outlook

· Evidence informing base-year allocation inputs; displayed values and growth are calculated: Current company positioning identifies T2000 as open architecture and associates it with microcontroller and automotive applications, supporting continuity of the classification premise without measuring sales. ([advantest.com](https://www.advantest.com/en/semiconductor-basics/automated-test-equipment/))

· Evidence informing forecast-year allocation inputs; displayed values and growth are calculated: Current company positioning identifies T2000 as open architecture and associates it with microcontroller and automotive applications, supporting continuity of the classification premise without measuring sales. ([advantest.com](https://www.advantest.com/en/semiconductor-basics/automated-test-equipment/))

· Evidence informing base-year allocation inputs; displayed values and growth are calculated: The company distinguishes V93000's supplier-specific architecture from T2000's open-architecture positioning, supporting platform-level rather than supplier-wide classification. ([advantest.com](https://www.advantest.com/en/semiconductor-basics/automated-test-equipment/))

· Evidence informing forecast-year allocation inputs; displayed values and growth are calculated: The company distinguishes V93000's supplier-specific architecture from T2000's open-architecture positioning, supporting platform-level rather than supplier-wide classification. ([advantest.com](https://www.advantest.com/en/semiconductor-basics/automated-test-equipment/))

33. NI - What Is the Semiconductor Test System (STS)?

· Evidence informing base-year allocation inputs; displayed values and growth are calculated: STS is an integrated PXI-based ATE offering with broad RF, mixed-signal and MEMS positioning. This establishes the architecture and turnkey commercial model while requiring deductions for applications outside the captured SoC/memory boundary. ([ni.com](https://www.ni.com/en/shop/electronic-test-instrumentation/what-is-the-semiconductor-test-system.html))

· Evidence informing forecast-year allocation inputs; displayed values and growth are calculated: STS is an integrated PXI-based ATE offering with broad RF, mixed-signal and MEMS positioning. This establishes the architecture and turnkey commercial model while requiring deductions for applications outside the captured SoC/memory boundary. ([ni.com](https://www.ni.com/en/shop/electronic-test-instrumentation/what-is-the-semiconductor-test-system.html))

34. Marvin Test Solutions - PXIe Semiconductor Test System, TS-960e Series

· Evidence informing base-year allocation inputs; displayed values and growth are calculated: TS-960e is marketed as a complete integrated PXI Express semiconductor system for SoC applications, including proprietary application elements. It establishes commercial category participation, not the modeled smaller-system shipment count or price. ([marvintest.com](https://www.marvintest.com/Product/TS-960e-Series))

35. Emerson Electric Co. - Form 10-Q for the Quarter Ended June 30, 2026

· Evidence informing forecast-year allocation inputs; displayed values and growth are calculated: Nine-month Test & Measurement revenue of USD xx.xx versus USD xx.xx provides the broad growth calibration for the assumed 2026 eligible-equipment increase. Semiconductor and aerospace/defense both contributed, so the disclosure does not isolate open-standard SoC/memory sales. ([ir.emerson.com](https://ir.emerson.com/sec-filings/all-sec-filings/content/xx.xx-xx.xx-xx.xx/emr-xx.xx.htm))

36. PXI Systems Alliance - What Is PXI

· Evidence informing base-year allocation inputs; displayed values and growth are calculated: The association defines PXI as an open modular standard with a multi-vendor ecosystem and distinguishes its building blocks from completed application systems. This supports the governing-architecture boundary, not sales weights. ([pxisa.org](https://pxisa.org/what-is-pxi/))

· Evidence informing forecast-year allocation inputs; displayed values and growth are calculated: The association defines PXI as an open modular standard with a multi-vendor ecosystem and distinguishes its building blocks from completed application systems. This supports the governing-architecture boundary, not sales weights. ([pxisa.org](https://pxisa.org/what-is-pxi/))

37. Test Services - UTAC Group

- Evidence informing base-year allocation inputs; displayed values and growth are calculated: Reports xx.xx+ test engineers alongside 2,000+ testers, anchoring the engineering-station proxy used in the base model and carried into the forecast; it does not disclose purpose sales shares. ([utacgroup.com](https://utacgroup.com/test-services/))
- Evidence informing forecast-year allocation inputs; displayed values and growth are calculated: Reports xx.xx+ test engineers alongside 2,000+ testers, anchoring the engineering-station proxy used in the base model and carried into the forecast; it does not disclose purpose sales shares. ([utacgroup.com](https://utacgroup.com/test-services/))
- Evidence informing base-year allocation inputs; displayed values and growth are calculated: The 2,000+ tester fleet provides an operator-stock benchmark that is converted to annual value only through the disclosed purchasing-frequency assumptions. ([utacgroup.com](https://utacgroup.com/test-services/))
- Evidence informing forecast-year allocation inputs; displayed values and growth are calculated: The 2,000+ tester fleet provides an operator-stock benchmark that is converted to annual value only through the disclosed purchasing-frequency assumptions. ([utacgroup.com](https://utacgroup.com/test-services/))
- Evidence informing base-year allocation inputs; displayed values and growth are calculated: Advertises engineering services and production testing within the same business, supporting commercial coexistence but not the assumed accepted joint-purpose percentage or future adoption. ([utacgroup.com](https://utacgroup.com/test-services/))
- Evidence informing forecast-year allocation inputs; displayed values and growth are calculated: Advertises engineering services and production testing within the same business, supporting commercial coexistence but not the assumed accepted joint-purpose percentage or future adoption. ([utacgroup.com](https://utacgroup.com/test-services/))

38. Efforts to Provide Value Through Business - Advantest

- Evidence informing base-year allocation inputs; displayed values and growth are calculated: States typical customer equipment use of xx.xx-xx.xx years, providing a longer-use sensitivity for the stock-to-purchasing-value bridge rather than a measured engineering share. ([advantest.com](https://www.advantest.com/en/about/sustainability/society/responding-product-liability/))
- Evidence informing base-year allocation inputs; displayed values and growth are calculated: The xx.xx-xx.xx-year use period constrains replacement assumptions and is distinguished from the buyer accounting-life proxy used in the working model. ([advantest.com](https://www.advantest.com/en/about/sustainability/society/responding-product-liability/))

39. A New Approach for IC Test - Leveraging the Strength of the PXI Platform - NI

- Evidence informing base-year allocation inputs; displayed values and growth are calculated: Describes scalable characterization and production configurations and the commercial constraints of traditional laboratory ATE, supporting a distinct engineering purchasing model. ([ni.com](https://www.ni.com/en/shop/electronic-test-instrumentation/what-is-the-semiconductor-test-system/a-new-approach-for-ic-test---leveraging-the-strength-of-the-pxi-.html))
- Evidence informing forecast-year allocation inputs; displayed values and growth are calculated: Describes scalable characterization and production configurations and the commercial constraints of traditional laboratory ATE, supporting a distinct engineering purchasing model. ([ni.com](https://www.ni.com/en/shop/electronic-test-instrumentation/what-is-the-semiconductor-test-system/a-new-approach-for-ic-test---leveraging-the-strength-of-the-pxi-.html))
- Evidence informing base-year allocation inputs; displayed values and growth are calculated: Shared hardware and software support a continuity scenario, but the record provides neither accepted joint-deployment revenue nor future penetration; both remain explicit assumptions. ([ni.com](https://www.ni.com/en/shop/electronic-test-instrumentation/what-is-the-semiconductor-test-system/a-new-approach-for-ic-test---leveraging-the-strength-of-the-pxi-.html))
- Evidence informing forecast-year allocation inputs; displayed values and growth are calculated: Shared hardware and software support a continuity scenario, but the record provides neither accepted joint-deployment revenue nor future penetration; both remain explicit assumptions. ([ni.com](https://www.ni.com/en/shop/electronic-test-instrumentation/what-is-the-semiconductor-test-system/a-new-approach-for-ic-test---leveraging-the-strength-of-the-pxi-.html))

40. Teradyne - 2025 Annual Report to Shareholders

· Evidence informing base-year allocation inputs; displayed values and growth are calculated: The USD xx.xx Compute application weight anchors the scoped Computing allocation. ([investors.teradyne.com](https://investors.teradyne.com/sec-filings/all-sec-filings/content/xx.xx-xx.xx-xx.xx/xx.xx-xx.xx-xx.xx.pdf))

· Evidence informing base-year allocation inputs; displayed values and growth are calculated: The USD xx.xx Mobility weight and networking exposure support the modeled Communications bridge. ([investors.teradyne.com](https://investors.teradyne.com/sec-filings/all-sec-filings/content/xx.xx-xx.xx-xx.xx/xx.xx-xx.xx-xx.xx.pdf))

· Evidence informing base-year allocation inputs; displayed values and growth are calculated: Published application buckets constrain the budget, but the consumer carve-out is an explicit attribution assumption. ([investors.teradyne.com](https://investors.teradyne.com/sec-filings/all-sec-filings/content/xx.xx-xx.xx-xx.xx/xx.xx-xx.xx-xx.xx.pdf))

· Evidence informing base-year allocation inputs; displayed values and growth are calculated: USD xx.xx Auto-Industrial revenue supplies the pre-exclusion pool, not an observed Automotive subtotal. ([investors.teradyne.com](https://investors.teradyne.com/sec-filings/all-sec-filings/content/xx.xx-xx.xx-xx.xx/xx.xx-xx.xx-xx.xx.pdf))

· Evidence informing base-year allocation inputs; displayed values and growth are calculated: The shared Auto-Industrial pool constrains Industrial Electronics after scope and end-use adjustments. ([investors.teradyne.com](https://investors.teradyne.com/sec-filings/all-sec-filings/content/xx.xx-xx.xx-xx.xx/xx.xx-xx.xx-xx.xx.pdf))

· Evidence informing base-year allocation inputs; displayed values and growth are calculated: The application budget constrains the modeled specialized tail; separate Product Test defense revenue is excluded. ([investors.teradyne.com](https://investors.teradyne.com/sec-filings/all-sec-filings/content/xx.xx-xx.xx-xx.xx/xx.xx-xx.xx-xx.xx.pdf))

41. TSMC - 2025 Form 20-F

· Evidence informing base-year allocation inputs; displayed values and growth are calculated: 2025 HPC revenue of NT$xx.xx anchors the adjusted logic-demand proxy; networking is separated by assumption. ([investor.tsmc.com](https://investor.tsmc.com/sites/ir/sec-filings/2025_20F%20Report.pdf))

· Evidence informing base-year allocation inputs; displayed values and growth are calculated: Smartphone revenue of NT$xx.xx and networking within HPC constrain Communications, with an explicit equipment-intensity bridge. ([investor.tsmc.com](https://investor.tsmc.com/sites/ir/sec-filings/2025_20F%20Report.pdf))

42. Micron Technology - Form 10-K for the Year Ended August 28, 2025

· Evidence informing base-year allocation inputs; displayed values and growth are calculated: Cloud, data-center and client business revenues constrain Computing's memory-equipment proxy, not equipment receipts directly. ([s25.q4cdn.com](https://s25.q4cdn.com/xx.xx/files/doc_financials/2025/ar/2025-Form-xx.xx-K.pdf))

· Evidence informing base-year allocation inputs; displayed values and growth are calculated: Mobile/client and data-center revenues provide the economic pool for modeled mobile and networking attribution. ([s25.q4cdn.com](https://s25.q4cdn.com/xx.xx/files/doc_financials/2025/ar/2025-Form-xx.xx-K.pdf))

· Evidence informing base-year allocation inputs; displayed values and growth are calculated: USD xx.xx Automotive and Embedded revenue constrains the modeled consumer-memory tail. ([s25.q4cdn.com](https://s25.q4cdn.com/xx.xx/files/doc_financials/2025/ar/2025-Form-xx.xx-K.pdf))

· Evidence informing base-year allocation inputs; displayed values and growth are calculated: The embedded business supplies a bounded activity proxy requiring scope, realization and end-use adjustments. ([s25.q4cdn.com](https://s25.q4cdn.com/xx.xx/files/doc_financials/2025/ar/2025-Form-xx.xx-K.pdf))

· Evidence informing base-year allocation inputs; displayed values and growth are calculated: The embedded business constrains Industrial Electronics memory activity; its equipment conversion is assumed. ([s25.q4cdn.com](https://s25.q4cdn.com/xx.xx/files/doc_financials/2025/ar/2025-Form-xx.xx-K.pdf))

· Evidence informing base-year allocation inputs; displayed values and growth are calculated: The embedded pool bounds the specialized-memory tail; no separate defense revenue is reported. ([s25.q4cdn.com](https://s25.q4cdn.com/xx.xx/files/doc_financials/2025/ar/2025-Form-xx.xx-K.pdf))

43. Semiconductor Industry Association - 2025 Factbook

· Evidence informing base-year allocation inputs; displayed values and growth are calculated: 2024 PC/Computer semiconductor demand of xx.xx% enters only the scope-adjusted secondary-supplier proxy. ([semiconductors.org](https://www.semiconductors.org/wp-content/uploads/2025/xx.xx/2025-SIA-Factbook-FINAL-xx.xx.pdf))

· Evidence informing base-year allocation inputs; displayed values and growth are calculated: 2024 Communications demand of xx.xx% is adjusted for eligible equipment scope before use. ([semiconductors.org](https://www.semiconductors.org/wp-content/uploads/2025/xx.xx/2025-SIA-Factbook-FINAL-xx.xx.pdf))

· Evidence informing base-year allocation inputs; displayed values and growth are calculated: Consumer semiconductor demand of xx.xx% anchors the adjusted minor-application weights. ([semiconductors.org](https://www.semiconductors.org/wp-content/uploads/2025/xx.xx/2025-SIA-Factbook-FINAL-xx.xx.pdf))

· Evidence informing base-year allocation inputs; displayed values and growth are calculated: Automotive demand of xx.xx% is reduced for non-SoC exposure in the commercial proxy. ([semiconductors.org](https://www.semiconductors.org/wp-content/uploads/2025/xx.xx/2025-SIA-Factbook-FINAL-xx.xx.pdf))

· Evidence informing base-year allocation inputs; displayed values and growth are calculated: Industrial demand of xx.xx% anchors a scope-adjusted weight, not a tester-equipment share. ([semiconductors.org](https://www.semiconductors.org/wp-content/uploads/2025/xx.xx/2025-SIA-Factbook-FINAL-xx.xx.pdf))

· Evidence informing base-year allocation inputs; displayed values and growth are calculated: Government demand of xx.xx%, including military, constrains the specialized end-use proxy. ([semiconductors.org](https://www.semiconductors.org/wp-content/uploads/2025/xx.xx/2025-SIA-Factbook-FINAL-xx.xx.pdf))

44. WSTS - Semiconductor Market Insights, October 2024

· Evidence informing base-year allocation inputs; displayed values and growth are calculated: The detailed Consumer definition includes entertainment products, household white goods and personal wearables, supporting consistent end-use attribution. ([semiconductors.org](https://www.semiconductors.org/wp-content/uploads/2025/xx.xx/WSTS-Presentation-Subscription-Oct2024.pdf))

· Evidence informing forecast-year allocation inputs; displayed values and growth are calculated: The detailed Consumer definition includes entertainment products, household white goods and personal wearables, supporting consistent end-use attribution. ([semiconductors.org](https://www.semiconductors.org/wp-content/uploads/2025/xx.xx/WSTS-Presentation-Subscription-Oct2024.pdf))

· Evidence informing base-year allocation inputs; displayed values and growth are calculated: Industrial includes professional test, control and measuring equipment, distinguishing it from household consumer equipment. ([semiconductors.org](https://www.semiconductors.org/wp-content/uploads/2025/xx.xx/WSTS-Presentation-Subscription-Oct2024.pdf))

· Evidence informing forecast-year allocation inputs; displayed values and growth are calculated: Industrial includes professional test, control and measuring equipment, distinguishing it from household consumer equipment. ([semiconductors.org](https://www.semiconductors.org/wp-content/uploads/2025/xx.xx/WSTS-Presentation-Subscription-Oct2024.pdf))

· Evidence informing base-year allocation inputs; displayed values and growth are calculated: Government is defined as military and aerospace in the detailed end-use illustration, supporting the retained category mapping. ([semiconductors.org](https://www.semiconductors.org/wp-content/uploads/2025/xx.xx/WSTS-Presentation-Subscription-Oct2024.pdf))

· Evidence informing forecast-year allocation inputs; displayed values and growth are calculated: Government is defined as military and aerospace in the detailed end-use illustration, supporting the retained category mapping. ([semiconductors.org](https://www.semiconductors.org/wp-content/uploads/2025/xx.xx/WSTS-Presentation-Subscription-Oct2024.pdf))

45. NXP Semiconductors - Form 10-K for the Year Ended December 31, 2025

· Evidence informing base-year allocation inputs; displayed values and growth are calculated: 2025 Automotive revenue of USD xx.xx, down xx.xx%, qualifies assumptions of immediate equipment-demand acceleration. ([sec.gov](https://www.sec.gov/Archives/edgar/data/xx.xx/xx.xx/nxpi-xx.xx.htm))

· Evidence informing forecast-year allocation inputs; displayed values and growth are calculated: 2025 Automotive revenue of USD xx.xx, down xx.xx%, qualifies assumptions of immediate equipment-demand acceleration. ([sec.gov](https://www.sec.gov/Archives/edgar/data/xx.xx/xx.xx/nxpi-xx.xx.htm))

· Evidence informing base-year allocation inputs; displayed values and growth are calculated: Industrial & IoT revenue of USD xx.xx increased xx.xx%, constraining the near-term recovery assumption rather than measuring tester sales. ([sec.gov](https://www.sec.gov/Archives/edgar/data/xx.xx/xx.xx/nxpi-xx.xx.htm))

· Evidence informing forecast-year allocation inputs; displayed values and growth are calculated: Industrial & IoT revenue of USD xx.xx increased xx.xx%, constraining the near-term recovery assumption rather than measuring tester sales. ([sec.gov](https://www.sec.gov/Archives/edgar/data/xx.xx/xx.xx/nxpi-xx.xx.htm))

46. NXP Semiconductors - Product Longevity

· Evidence informing forecast-year allocation inputs; displayed values and growth are calculated: Participating products have minimum xx.xx- or xx.xx-year longevity periods; these do not establish tester replacement or support periods.
([nxp.com](https://www.nxp.com/products/nxp-product-information/nxp-product-programs/product-longevity%3APRDCT_LONGEVITY_HM))

· Evidence informing forecast-year allocation inputs; displayed values and growth are calculated: The disclosed longevity condition supports retaining lifecycle uncertainty rather than inferring automatic recurring equipment purchases.
([nxp.com](https://www.nxp.com/products/nxp-product-information/nxp-product-programs/product-longevity%3APRDCT_LONGEVITY_HM))

47. DLA ASSIST-QuickSearch - MIL-PRF-38535 Document Details

· Evidence informing base-year allocation inputs; displayed values and growth are calculated: The official record concerns covered microcircuits and manufacturer qualification, not tester-brand approval or equipment awards; no qualification-derived revenue premium is assumed.
([quicksearch.dla.mil](https://quicksearch.dla.mil/qsDocDetails.aspx?ident_number=xx.xx))

· Evidence informing forecast-year allocation inputs; displayed values and growth are calculated: The official record concerns covered microcircuits and manufacturer qualification, not tester-brand approval or equipment awards; no qualification-derived revenue premium is assumed.
([quicksearch.dla.mil](https://quicksearch.dla.mil/qsDocDetails.aspx?ident_number=xx.xx))

48. ASE Technology Holding - Fourth Quarter and Full Year 2025 Financial Results, Form 6-K, February 5, 2026

· Evidence informing base-year allocation inputs; displayed values and growth are calculated: ASE reports USD xx.xx of 2025 testing-equipment capital expenditure, a monetary purchasing anchor before complete-tester scope deductions.

· Evidence informing forecast-year allocation inputs; displayed values and growth are calculated: ASE reports USD xx.xx of 2025 testing-equipment capital expenditure, a monetary purchasing anchor before complete-tester scope deductions.

49. ChipMOS - FY2025 and Fourth Quarter 2025 Investor Presentation

· Evidence informing base-year allocation inputs; displayed values and growth are calculated: The presentation reports TWD xx.xx of 2025 capital expenditure and a xx.xx% testing allocation; currency and complete-tester attribution are modeled bridges.

· Evidence informing forecast-year allocation inputs; displayed values and growth are calculated: The presentation reports TWD xx.xx of 2025 capital expenditure and a xx.xx% testing allocation; currency and complete-tester attribution are modeled bridges.

50. Alchip - Advanced Testing Services

· Evidence informing base-year allocation inputs; displayed values and growth are calculated: Alchip identifies an owned V93K hosted at a test house. This supports category and ownership attribution, not annual purchase quantities, prices or the forecast.

· Evidence informing forecast-year allocation inputs; displayed values and growth are calculated: Alchip identifies an owned V93K hosted at a test house. This supports category and ownership attribution, not annual purchase quantities, prices or the forecast.

51. University of Utah Nanofab - Verigy Tester

· Evidence informing base-year allocation inputs; displayed values and growth are calculated: The university lists a V93000 SoC platform and access arrangement. This establishes an institutional equipment category, not a 2025 purchase or future procurement.

· Evidence informing forecast-year allocation inputs; displayed values and growth are calculated: The university lists a V93000 SoC platform and access arrangement. This establishes an institutional equipment category, not a 2025 purchase or future procurement.

52. TEAM A.T.E. - Services

- Evidence informing base-year allocation inputs; displayed values and growth are calculated: The company describes pre-owned purchases and sales across SoC and memory ATE, supporting inclusion of eligible secondary-market purchases. Its undated offering page supplies category evidence, not 2025 transaction value. ([team-ate.com](https://www.team-ate.com/services))
- Evidence informing forecast-year allocation inputs; displayed values and growth are calculated: The company describes pre-owned purchases and sales across SoC and memory ATE, supporting inclusion of eligible secondary-market purchases. Its undated offering page supplies category evidence, not 2025 transaction value. ([team-ate.com](https://www.team-ate.com/services))
- Evidence informing base-year allocation inputs; displayed values and growth are calculated: System rentals, rent-to-own arrangements and leases establish a third-party equipment-access route. The stated field-service limitation qualifies universal availability; neither the offering nor its category list supplies numerical leasing weights. ([team-ate.com](https://www.team-ate.com/services))
- Evidence informing forecast-year allocation inputs; displayed values and growth are calculated: System rentals, rent-to-own arrangements and leases establish a third-party equipment-access route. The stated field-service limitation qualifies universal availability; neither the offering nor its category list supplies numerical leasing weights. ([team-ate.com](https://www.team-ate.com/services))
- Evidence informing base-year allocation inputs; displayed values and growth are calculated: The company distinguishes its representation activities from inventory-based equipment transactions, supporting role-specific classification rather than assigning every represented OEM transaction to resale. ([team-ate.com](https://www.team-ate.com/services))
- Evidence informing forecast-year allocation inputs; displayed values and growth are calculated: The company distinguishes its representation activities from inventory-based equipment transactions, supporting role-specific classification rather than assigning every represented OEM transaction to resale. ([team-ate.com](https://www.team-ate.com/services))
- Evidence informing base-year allocation inputs; displayed values and growth are calculated: Purchasing surplus equipment for inventory, SoC/memory equipment offerings and rental/lease arrangements establish merchant commercial routes. The absence of a worldwide field-service organization qualifies support assumptions but supplies no revenue weight. ([team-ate.com](https://www.team-ate.com/services))
- Evidence informing forecast-year allocation inputs; displayed values and growth are calculated: Purchasing surplus equipment for inventory, SoC/memory equipment offerings and rental/lease arrangements establish merchant commercial routes. The absence of a worldwide field-service organization qualifies support assumptions but supplies no revenue weight. ([team-ate.com](https://www.team-ate.com/services))

53. Advantest Pre-Owned Solutions - Business

· Evidence informing base-year allocation inputs; displayed values and growth are calculated: The OEM's pre-owned business includes equipment resale, license switching, installation and maintenance support. This supports the purchase boundary beyond new equipment, without establishing resale revenue or a future share. ([advantest.com](https://www.advantest.com/en/customer-services/apo/business/))

· Evidence informing forecast-year allocation inputs; displayed values and growth are calculated: The OEM's pre-owned business includes equipment resale, license switching, installation and maintenance support. This supports the purchase boundary beyond new equipment, without establishing resale revenue or a future share. ([advantest.com](https://www.advantest.com/en/customer-services/apo/business/))

· Evidence informing base-year allocation inputs; displayed values and growth are calculated: OEM-managed pre-owned transactions include license switching, installation and maintenance, supporting direct classification when the consolidated manufacturer is the seller regardless of equipment age. ([advantest.com](https://www.advantest.com/en/customer-services/apo/business/))

· Evidence informing forecast-year allocation inputs; displayed values and growth are calculated: OEM-managed pre-owned transactions include license switching, installation and maintenance, supporting direct classification when the consolidated manufacturer is the seller regardless of equipment age. ([advantest.com](https://www.advantest.com/en/customer-services/apo/business/))

· Evidence informing base-year allocation inputs; displayed values and growth are calculated: The OEM-managed resale alternative qualifies an assumption that all pre-owned equipment passes through independent resellers and provides a commercial counterforce to merchant growth, without measuring its magnitude. ([advantest.com](https://www.advantest.com/en/customer-services/apo/business/))

· Evidence informing forecast-year allocation inputs; displayed values and growth are calculated: The OEM-managed resale alternative qualifies an assumption that all pre-owned equipment passes through independent resellers and provides a commercial counterforce to merchant growth, without measuring its magnitude. ([advantest.com](https://www.advantest.com/en/customer-services/apo/business/))

54. IFRS Foundation - IFRIC Update March 2023: Definition of a Lease-Substitution Rights

· Evidence informing base-year allocation inputs; displayed values and growth are calculated: The identified-asset, control and substantive-substitution criteria support distinguishing equipment leasing from outsourced testing services. This is a classification premise for both anchors, not evidence of market prevalence. ([ifrs.org](https://www.ifrs.org/news-and-events/updates/ifric/2023/ifric-update-march-2023/))

· Evidence informing forecast-year allocation inputs; displayed values and growth are calculated: The identified-asset, control and substantive-substitution criteria support distinguishing equipment leasing from outsourced testing services. This is a classification premise for both anchors, not evidence of market prevalence. ([ifrs.org](https://www.ifrs.org/news-and-events/updates/ifric/2023/ifric-update-march-2023/))

55. Spirox Corporation - 2025 Annual Report

- Evidence informing base-year allocation inputs; displayed values and growth are calculated: Consolidated revenue decreased from NTD xx.xx in 2024 to NTD xx.xx in 2025, providing a mixed-product intermediary countercheck to uniform channel growth rather than a global allocation weight. ([file.spirox.com.tw](https://file.spirox.com.tw/Annual%20Reports/2025/xx.xx%E5%B9%B4%E5%BA%A6%E5%B9%B4%E5%A0%B1%xx.xx%E8%8B%B1%E6%xx.xx%xx.xx%xx.xx.pdf))
- Evidence informing forecast-year allocation inputs; displayed values and growth are calculated: Consolidated revenue decreased from NTD xx.xx in 2024 to NTD xx.xx in 2025, providing a mixed-product intermediary countercheck to uniform channel growth rather than a global allocation weight. ([file.spirox.com.tw](https://file.spirox.com.tw/Annual%20Reports/2025/xx.xx%E5%B9%B4%E5%BA%A6%E5%B9%B4%E5%A0%B1%xx.xx%E8%8B%B1%E6%xx.xx%xx.xx%xx.xx.pdf))
- Evidence informing base-year allocation inputs; displayed values and growth are calculated: Semiconductor-equipment revenue was NTD xx.xx in 2025, separately from service and maintenance. Agency/distribution, own products and adjacent equipment prevent attributing the full amount to merchant SoC/memory tester sales. ([file.spirox.com.tw](https://file.spirox.com.tw/Annual%20Reports/2025/xx.xx%E5%B9%B4%E5%BA%A6%E5%B9%B4%E5%A0%B1%xx.xx%E8%8B%B1%E6%xx.xx%xx.xx%xx.xx.pdf))
- Evidence informing forecast-year allocation inputs; displayed values and growth are calculated: Semiconductor-equipment revenue was NTD xx.xx in 2025, separately from service and maintenance. Agency/distribution, own products and adjacent equipment prevent attributing the full amount to merchant SoC/memory tester sales. ([file.spirox.com.tw](https://file.spirox.com.tw/Annual%20Reports/2025/xx.xx%E5%B9%B4%E5%BA%A6%E5%B9%B4%E5%A0%B1%xx.xx%E8%8B%B1%E6%xx.xx%xx.xx%xx.xx.pdf))

56. KYEC (2449) - Q4 2025 Investor Update

- Evidence informing base-year allocation inputs; displayed values and growth are calculated: KYEC reports 2025 wafer-probe revenue at xx.xx%; this is a buyer-activity input requiring the disclosed equipment-value and coverage corrections, not a directly observed tester share.
- Evidence informing forecast-year allocation inputs; displayed values and growth are calculated: KYEC reports 2025 wafer-probe revenue at xx.xx%; this is a buyer-activity input requiring the disclosed equipment-value and coverage corrections, not a directly observed tester share.
- Evidence informing base-year allocation inputs; displayed values and growth are calculated: Reported final-test revenue of xx.xx% supplies the conventional package-test proxy before the assumed exclusion of adjacent activity.
- Evidence informing forecast-year allocation inputs; displayed values and growth are calculated: Reported final-test revenue of xx.xx% supplies the conventional package-test proxy before the assumed exclusion of adjacent activity.
- Evidence informing base-year allocation inputs; displayed values and growth are calculated: The company's xx.xx% data-processing application mix anchors the modeled addressable advanced-SoC purchasing cohort; it does not measure bare-die equipment sales.
- Evidence informing forecast-year allocation inputs; displayed values and growth are calculated: The company's xx.xx% data-processing application mix anchors the modeled addressable advanced-SoC purchasing cohort; it does not measure bare-die equipment sales.
- Evidence informing base-year allocation inputs; displayed values and growth are calculated: The same application-mix input constrains the intermediate-assembly cohort; reported capital expenditure is a broad spending cross-check, not insertion-specific equipment revenue.
- Evidence informing forecast-year allocation inputs; displayed values and growth are calculated: The same application-mix input constrains the intermediate-assembly cohort; reported capital expenditure is a broad spending cross-check, not insertion-specific equipment revenue.

57. Advantest to Showcase Latest Test Solutions at SEMICON Southeast Asia 2025, May 20-22
· Evidence informing base-year allocation inputs; displayed values and growth are calculated: The May xx.xx 2025 announcement identifies a die-level handler linked with a tester for singulated dies, establishing a base-year commercial offering but not its delivered equipment receipts.
· Evidence informing forecast-year allocation inputs; displayed values and growth are calculated: The May xx.xx 2025 announcement identifies a die-level handler linked with a tester for singulated dies, establishing a base-year commercial offering but not its delivered equipment receipts.
· Evidence informing base-year allocation inputs; displayed values and growth are calculated: The same dated offering includes partially assembled dies. Only attributable tester receipts, not the handler value, enter the allocation model.
· Evidence informing forecast-year allocation inputs; displayed values and growth are calculated: The same dated offering includes partially assembled dies. Only attributable tester receipts, not the handler value, enter the allocation model.
58. Teradyne - Second-Quarter 2025 Earnings Call Prepared Remarks, July 30, 2025
· Evidence informing base-year allocation inputs; displayed values and growth are calculated: July xx.xx 2025 prepared remarks report an HBM4 post-stack win and state that the new insertion was not pervasive, qualifying the assumed intermediate-assembly uptake.
· Evidence informing forecast-year allocation inputs; displayed values and growth are calculated: July xx.xx 2025 prepared remarks report an HBM4 post-stack win and state that the new insertion was not pervasive, qualifying the assumed intermediate-assembly uptake.
· Evidence informing base-year allocation inputs; displayed values and growth are calculated: The remarks distinguish new system purchases from upgrades of existing capacity. This supports retaining reuse and incremental-receipt adjustments rather than equating every new deployment opportunity with a full new tester.
· Evidence informing forecast-year allocation inputs; displayed values and growth are calculated: The remarks distinguish new system purchases from upgrades of existing capacity. This supports retaining reuse and incremental-receipt adjustments rather than equating every new deployment opportunity with a full new tester.
59. Teradyne Introduces Integrated Test Solution for AI and Data Center Devices in Collaboration with Tokyo Electron
· Evidence informing forecast-year allocation inputs; displayed values and growth are calculated: The June xx.xx 2026 coordinated singulated-device offering supports commercial availability relevant to the forecast; it does not establish 2025 sales or the modeled 2032 penetration.
· Evidence informing forecast-year allocation inputs; displayed values and growth are calculated: The offering references multiple advanced-packaging points, but this is not evidence that an individual delivery has accepted multi-insertion coverage.
60. Amkor Technology - IC Semiconductor Test Services
· Evidence informing base-year allocation inputs; displayed values and growth are calculated: The company's service description separates wafer probe, testing between assembly steps and final testing, supporting the insertion mapping rather than a sales weight or complete-tester purchase requirement.
· Evidence informing forecast-year allocation inputs; displayed values and growth are calculated: The company's service description separates wafer probe, testing between assembly steps and final testing, supporting the insertion mapping rather than a sales weight or complete-tester purchase requirement.

17.2. South Korea

Table 270. South Korea SoC & Memory Semiconductor Tester Market Size, 2017-2040 (USD Million)

Country	2017	2024	2025	2026	2027	2032	2040	CAGR (%)
South Korea	xx.xx	xx.xx	xx.xx	xx.xx	xx.xx	xx.xx	xx.xx	xx.xx

Table 271. South Korea SoC & Memory Semiconductor Tester Market Size, by Tester Type, 2017-2040 (USD Million)

Tester Type	2017	2024	2025	2026	2027	2032	2040	CAGR (%)
Combined SoC & Memory Testers	xx.xx	xx.xx	xx.xx	xx.xx	xx.xx	xx.xx	xx.xx	xx.xx
Memory Testers	xx.xx	xx.xx	xx.xx	xx.xx	xx.xx	xx.xx	xx.xx	xx.xx
SoC Testers	xx.xx	xx.xx	xx.xx	xx.xx	xx.xx	xx.xx	xx.xx	xx.xx
Total	**xx.xx**	**xx.xx**	**xx.xx**	**xx.xx**	**xx.xx**	**xx.xx**	**xx.xx**	**xx.xx**

Table 272. South Korea SoC & Memory Semiconductor Tester Market Size, by Memory Testers, 2017-2040 (USD Million)

Memory Testers	2017	2024	2025	2026	2027	2032	2040	CAGR (%)
DRAM Testers	xx.xx	xx.xx	xx.xx	xx.xx	xx.xx	xx.xx	xx.xx	xx.xx
Multi-Family Memory Testers	xx.xx	xx.xx	xx.xx	xx.xx	xx.xx	xx.xx	xx.xx	xx.xx
Nonvolatile Memory Testers	xx.xx	xx.xx	xx.xx	xx.xx	xx.xx	xx.xx	xx.xx	xx.xx
SRAM Testers	xx.xx	xx.xx	xx.xx	xx.xx	xx.xx	xx.xx	xx.xx	xx.xx
Total	**xx.xx**	**xx.xx**	**xx.xx**	**xx.xx**	**xx.xx**	**xx.xx**	**xx.xx**	**xx.xx**

Table 273. South Korea SoC & Memory Semiconductor Tester Market Size, by Platform Architecture, 2017-2040 (USD Million)

Platform Architecture	2017	2024	2025	2026	2027	2032	2040	CAGR (%)
Open-Standard ATE Platforms	xx.xx	xx.xx	xx.xx	xx.xx	xx.xx	xx.xx	xx.xx	xx.xx
Proprietary ATE Platforms	xx.xx	xx.xx	xx.xx	xx.xx	xx.xx	xx.xx	xx.xx	xx.xx
Total	**xx.xx**	**xx.xx**	**xx.xx**	**xx.xx**	**xx.xx**	**xx.xx**	**xx.xx**	**xx.xx**

Table 274. South Korea SoC & Memory Semiconductor Tester Market Size, by Test Purpose, 2017-2040 (USD Million)

Test Purpose	2017	2024	2025	2026	2027	2032	2040	CAGR (%)
Combined Engineering and Production Testing	xx.xx	xx.xx	xx.xx	xx.xx	xx.xx	xx.xx	xx.xx	xx.xx
Engineering Evaluation and Characterization	xx.xx	xx.xx	xx.xx	xx.xx	xx.xx	xx.xx	xx.xx	xx.xx
Production Testing	xx.xx	xx.xx	xx.xx	xx.xx	xx.xx	xx.xx	xx.xx	xx.xx
Total	**xx.xx**	**xx.xx**	**xx.xx**	**xx.xx**	**xx.xx**	**xx.xx**	**xx.xx**	**xx.xx**

Table 275. South Korea SoC & Memory Semiconductor Tester Market Size, by Semiconductor End Market, 2017-2040 (USD Million)

Semiconductor End Market	2017	2024	2025	2026	2027	2032	2040	CAGR (%)
Aerospace and Defense	xx.xx	xx.xx	xx.xx	xx.xx	xx.xx	xx.xx	xx.xx	xx.xx
Automotive	xx.xx	xx.xx	xx.xx	xx.xx	xx.xx	xx.xx	xx.xx	xx.xx
Communications	xx.xx	xx.xx	xx.xx	xx.xx	xx.xx	xx.xx	xx.xx	xx.xx
Computing	xx.xx	xx.xx	xx.xx	xx.xx	xx.xx	xx.xx	xx.xx	xx.xx
Consumer Electronics	xx.xx	xx.xx	xx.xx	xx.xx	xx.xx	xx.xx	xx.xx	xx.xx
Industrial Electronics	xx.xx	xx.xx	xx.xx	xx.xx	xx.xx	xx.xx	xx.xx	xx.xx
Total	**xx.xx**	**xx.xx**	**xx.xx**	**xx.xx**	**xx.xx**	**xx.xx**	**xx.xx**	**xx.xx**

Table 276. South Korea SoC & Memory Semiconductor Tester Market Size, by Buyer Type, 2017-2040 (USD Million)

Buyer Type	2017	2024	2025	2026	2027	2032	2040	CAGR (%)
Fabless Semiconductor Companies	xx.xx	xx.xx	xx.xx	xx.xx	xx.xx	xx.xx	xx.xx	xx.xx
Integrated Device Manufacturers	xx.xx	xx.xx	xx.xx	xx.xx	xx.xx	xx.xx	xx.xx	xx.xx
Outsourced Assembly and Test Providers	xx.xx	xx.xx	xx.xx	xx.xx	xx.xx	xx.xx	xx.xx	xx.xx
Research and Academic Institutions	xx.xx	xx.xx	xx.xx	xx.xx	xx.xx	xx.xx	xx.xx	xx.xx
Semiconductor Design and IP Service Providers	xx.xx	xx.xx	xx.xx	xx.xx	xx.xx	xx.xx	xx.xx	xx.xx
Semiconductor Foundries	xx.xx	xx.xx	xx.xx	xx.xx	xx.xx	xx.xx	xx.xx	xx.xx
System Companies	xx.xx	xx.xx	xx.xx	xx.xx	xx.xx	xx.xx	xx.xx	xx.xx
Total	**xx.xx**	**xx.xx**	**xx.xx**	**xx.xx**	**xx.xx**	**xx.xx**	**xx.xx**	**xx.xx**

Table 277. South Korea SoC & Memory Semiconductor Tester Market Size, by Acquisition Model, 2017-2040 (USD Million)

Acquisition Model	2017	2024	2025	2026	2027	2032	2040	CAGR (%)
Equipment Leasing	xx.xx	xx.xx	xx.xx	xx.xx	xx.xx	xx.xx	xx.xx	xx.xx
Equipment Purchase	xx.xx	xx.xx	xx.xx	xx.xx	xx.xx	xx.xx	xx.xx	xx.xx
Total	**xx.xx**	**xx.xx**	**xx.xx**	**xx.xx**	**xx.xx**	**xx.xx**	**xx.xx**	**xx.xx**

Table 278. South Korea SoC & Memory Semiconductor Tester Market Size, by Sales Channel, 2017-2040 (USD Million)

Sales Channel	2017	2024	2025	2026	2027	2032	2040	CAGR (%)
Direct Sales	xx.xx	xx.xx	xx.xx	xx.xx	xx.xx	xx.xx	xx.xx	xx.xx
Distributor and Reseller Sales	xx.xx	xx.xx	xx.xx	xx.xx	xx.xx	xx.xx	xx.xx	xx.xx
Total	**xx.xx**	**xx.xx**	**xx.xx**	**xx.xx**	**xx.xx**	**xx.xx**	**xx.xx**	**xx.xx**

Table 279. South Korea SoC & Memory Semiconductor Tester Market Size, by Test Insertion, 2017-2040 (USD Million)

Test Insertion	2017	2024	2025	2026	2027	2032	2040	CAGR (%)
In-Process Assembly Test	xx.xx	xx.xx	xx.xx	xx.xx	xx.xx	xx.xx	xx.xx	xx.xx
Multi-Insertion Test	xx.xx	xx.xx	xx.xx	xx.xx	xx.xx	xx.xx	xx.xx	xx.xx
Packaged-Device Test	xx.xx	xx.xx	xx.xx	xx.xx	xx.xx	xx.xx	xx.xx	xx.xx
Singulated-Die Test	xx.xx	xx.xx	xx.xx	xx.xx	xx.xx	xx.xx	xx.xx	xx.xx
Wafer-Level Test	xx.xx	xx.xx	xx.xx	xx.xx	xx.xx	xx.xx	xx.xx	xx.xx
Total	**xx.xx**	**xx.xx**	**xx.xx**	**xx.xx**	**xx.xx**	**xx.xx**	**xx.xx**	**xx.xx**

Sources & Evidence

1. Advantest - FY2024 Consolidated Financial Results Presentation, April 25, 2025

   • Evidence informing the 2023 market-value input; displayed series and growth include calculations: Quarterly product-revenue disclosures support calendar-2023 totals of JPY xx.xx for SoC testers and JPY xx.xx for memory testers, before modeled scope adjustments. ([advantest.com](https://www.advantest.com/document/en/investors/ir-library/result/JE_BIZ_250425_slide.pdf))

   • Evidence informing the 2024 market-value input; displayed series and growth include calculations: Quarterly product-revenue disclosures support calendar-2024 totals of JPY xx.xx for SoC testers and JPY xx.xx for memory testers; handling, services and system-level testing are disclosed separately. ([advantest.com](https://www.advantest.com/document/en/investors/ir-library/result/JE_BIZ_250425_slide.pdf))

2. Advantest - FY2025 Third Quarter Financial Results Presentation, January 28, 2026

- Evidence informing the 2025 market-value input; displayed series and growth include calculations: The disclosed January-March 2025 quarter and April-December 2025 quarters produce calendar-2025 SoC tester revenue of JPY xx.xx and memory tester revenue of JPY xx.xx. These are supplier revenues, not a published global market total. ([advantest.com](https://www.advantest.com/document/en/investors/ir-library/result/JE_BIZ_260128_slide.pdf))
- Evidence informing base-year allocation inputs; displayed values and growth are calculated: Korea deliveries constrain the base country equipment-demand proxy.
- Evidence informing base-year allocation inputs; displayed values and growth are calculated: Quarterly product disclosures reconstruct calendar-2025 SoC revenue of JPY xx.xx, before the inherited eligible-SoC scope deduction.
- Evidence informing base-year allocation inputs; displayed values and growth are calculated: Quarterly memory revenue totals JPY xx.xx for calendar 2025, anchoring the memory equipment pool rather than a published global share.
- Evidence informing base-year allocation inputs; displayed values and growth are calculated: January-March memory revenue of JPY xx.xx supports the fiscal-to-calendar application-mix bridge.
- Evidence informing base-year allocation inputs; displayed values and growth are calculated: Quarterly SoC revenues of JPY xx.xx, xx.xx, xx.xx and xx.xx reconstruct calendar-2025 revenue of JPY xx.xx, the supplier revenue ceiling used for modeled eligible OPENSTAR attribution. ([advantest.com](https://www.advantest.com/document/en/investors/ir-library/result/JE_BIZ_260128_slide.pdf))
- Evidence informing base-year allocation inputs; displayed values and growth are calculated: Reported quarters support the calendar-2025 SoC revenue bridge used to estimate Computing's equipment weight. ([advantest.com](https://www.advantest.com/document/en/investors/ir-library/result/JE_BIZ_260128_slide.pdf))
- Evidence informing base-year allocation inputs; displayed values and growth are calculated: The same quarterly equipment revenues constrain the combined Computing/Communications budget before modeled separation. ([advantest.com](https://www.advantest.com/document/en/investors/ir-library/result/JE_BIZ_260128_slide.pdf))
- Evidence informing base-year allocation inputs; displayed values and growth are calculated: The quarterly product table independently reproduces calendar-2025 SoC revenue of JPY xx.xx and memory revenue of JPY xx.xx. These constrain the inherited equipment-revenue scale but do not disclose an acquisition-model split. ([advantest.com](https://www.advantest.com/document/en/investors/ir-library/result/JE_BIZ_260128_slide.pdf))
- Evidence informing base-year allocation inputs; displayed values and growth are calculated: Quarterly product disclosures reconstruct calendar-2025 SoC revenue of JPY xx.xx and memory revenue of JPY xx.xx, supporting the retained scoped manufacturer budget rather than an observed channel share. ([advantest.com](https://www.advantest.com/document/en/investors/ir-library/result/JE_BIZ_260128_slide.pdf))
- Evidence informing base-year allocation inputs; displayed values and growth are calculated: The manufacturer equipment budget provides the economic scale against which inherited intermediary penetration is allocated; the presentation does not quantify reseller receipts. ([advantest.com](https://www.advantest.com/document/en/investors/ir-library/result/JE_BIZ_260128_slide.pdf))
- Evidence informing base-year allocation inputs; displayed values and growth are calculated: Quarterly memory-system receipts reconstruct calendar-2025 revenue of JPY xx.xx, an input to the shared diversified-memory equipment budget.
- Evidence informing forecast-year allocation inputs; displayed values and growth are calculated: Quarterly memory-system receipts reconstruct calendar-2025 revenue of JPY xx.xx, an input to the shared diversified-memory equipment budget.
- Evidence informing base-year allocation inputs; displayed values and growth are calculated: The observed memory receipts constrain the parent purchasing budget from which the modeled intermediate-assembly portion is attributed; no insertion split is disclosed.
- Evidence informing forecast-year allocation inputs; displayed values and growth are calculated: The observed memory receipts constrain the parent purchasing budget from which the modeled intermediate-assembly portion is attributed; no insertion split is disclosed.
- Evidence informing base-year allocation inputs; displayed values and growth are calculated: Product-line receipts support the common equipment-budget bridge carried into the package-test allocation and its forecast starting weights.
- Evidence informing forecast-year allocation inputs; displayed values and growth are calculated: Product-line receipts support the common equipment-budget bridge carried into the package-test allocation and its forecast starting weights.

3. Advantest - FY2026 First Quarter Financial Results Presentation, July 29, 2026

· Evidence informing the 2026 market-value input; displayed series and growth include calculations: The presentation reports January-March 2026 SoC/memory revenues of JPY xx.xx/xx.xx and April-June revenues of JPY xx.xx/xx.xx. July guidance forecasts fiscal-2026 SoC/memory revenues of JPY xx.xx/xx.xx and supplies the fiscal-to-calendar bridge. Guidance is not realized revenue. ([advantest.com](https://www.advantest.com/document/en/investors/ir-library/result/JE_BIZ_260729_slide.pdf))

· Evidence informing the 2040 market-value input; displayed series and growth include calculations: Current equipment revenue and company-specific capacity plans constrain the forecast starting point, not the assumed long-run growth rate or the 2040 result. ([advantest.com](https://www.advantest.com/document/en/investors/ir-library/result/JE_BIZ_260729_slide.pdf))

· Evidence informing forecast-year allocation inputs; displayed values and growth are calculated: Actual quarterly SoC revenue and FY2026 product guidance constrain the inherited 2026 supplier bridge used to forecast relative category weights.

· Evidence informing forecast-year allocation inputs; displayed values and growth are calculated: January-March and April-June memory revenue of JPY xx.xx/xx.xx and FY2026 guidance of JPY xx.xx constrain the calendar bridge.

· Evidence informing base-year allocation inputs; displayed values and growth are calculated: Rounded fiscal DRAM mixes are xx.xx% for FY2024 and xx.xx% for FY2025; FY2026 guidance is xx.xx%. Calendar conversion and co-primary deductions are modeled.

· Evidence informing forecast-year allocation inputs; displayed values and growth are calculated: Rounded fiscal DRAM mixes are xx.xx% for FY2024 and xx.xx% for FY2025; FY2026 guidance is xx.xx%. Calendar conversion and co-primary deductions are modeled.

· Evidence informing base-year allocation inputs; displayed values and growth are calculated: Corresponding nonvolatile mixes are xx.xx%, xx.xx% and guided xx.xx%, qualifying an exclusively DRAM-led outlook without verifying future global shares.

· Evidence informing forecast-year allocation inputs; displayed values and growth are calculated: Corresponding nonvolatile mixes are xx.xx%, xx.xx% and guided xx.xx%, qualifying an exclusively DRAM-led outlook without verifying future global shares.

· Evidence informing base-year allocation inputs; displayed values and growth are calculated: Own SoC sales mix is approximately xx.xx% Computing/Communications in FY24 and xx.xx% in FY25; 2026 demand commentary constrains forecast direction, not the final share. ([advantest.com](https://www.advantest.com/document/en/investors/ir-library/result/JE_BIZ_260729_slide.pdf))

· Evidence informing forecast-year allocation inputs; displayed values and growth are calculated: Own SoC sales mix is approximately xx.xx% Computing/Communications in FY24 and xx.xx% in FY25; 2026 demand commentary constrains forecast direction, not the final share. ([advantest.com](https://www.advantest.com/document/en/investors/ir-library/result/JE_BIZ_260729_slide.pdf))

· Evidence informing base-year allocation inputs; displayed values and growth are calculated: Reported combined application proportions constrain the common budget; the separate Communications allocation and future mix remain modeled. ([advantest.com](https://www.advantest.com/document/en/investors/ir-library/result/JE_BIZ_260729_slide.pdf))

· Evidence informing forecast-year allocation inputs; displayed values and growth are calculated: Reported combined application proportions constrain the common budget; the separate Communications allocation and future mix remain modeled. ([advantest.com](https://www.advantest.com/document/en/investors/ir-library/result/JE_BIZ_260729_slide.pdf))

4. Teradyne, Inc. - Form 10-K for the Year Ended December 31, 2025
   - Evidence informing the 2023 market-value input; displayed series and growth include calculations: The revenue-disaggregation table reports 2023 point-in-time SoC revenue of USD xx.xx and memory revenue of USD xx.xx. Replacement parts require a further modeled deduction. ([investors.teradyne.com](https://investors.teradyne.com/sec-filings/all-sec-filings/content/xx.xx-xx.xx-xx.xx/xx.xx-xx.xx-xx.xx.pdf))
   - Evidence informing the 2024 market-value input; displayed series and growth include calculations: The filing reports 2024 point-in-time SoC revenue of USD xx.xx and memory revenue of USD xx.xx separately from over-time revenue and IST. ([investors.teradyne.com](https://investors.teradyne.com/sec-filings/all-sec-filings/content/xx.xx-xx.xx-xx.xx/xx.xx-xx.xx-xx.xx.pdf))
   - Evidence informing the 2025 market-value input; displayed series and growth include calculations: The filing reports 2025 point-in-time SoC revenue of USD xx.xx and memory revenue of USD xx.xx. Point-in-time recognition includes products and replacement parts and is therefore an equipment proxy rather than an exact complete-system subtotal. ([investors.teradyne.com](https://investors.teradyne.com/sec-filings/all-sec-filings/content/xx.xx-xx.xx-xx.xx/xx.xx-xx.xx-xx.xx.pdf))
   - Evidence informing base-year allocation inputs; displayed values and growth are calculated: 2025 point-in-time SoC revenue is USD xx.xx; equipment and eligible-device deductions remain modeled.
   - Evidence informing base-year allocation inputs; displayed values and growth are calculated: 2025 point-in-time memory revenue is USD xx.xx; replacement parts require the inherited equipment adjustment.
   - Evidence informing base-year allocation inputs; displayed values and growth are calculated: The filing identifies DRAM/HBM commercial activity; it does not disclose the modeled annual DRAM configuration fraction.
   - Evidence informing base-year allocation inputs; displayed values and growth are calculated: Magnum flash-memory activity supports nonvolatile category participation, not the assumed annual sales fraction.
   - Evidence informing base-year allocation inputs; displayed values and growth are calculated: Separately reported specifying and purchasing customers support treating commercial roles distinctly, without adding overlapping customer percentages.
   - Evidence informing forecast-year allocation inputs; displayed values and growth are calculated: Separately reported specifying and purchasing customers support treating commercial roles distinctly, without adding overlapping customer percentages.
   - Evidence informing base-year allocation inputs; displayed values and growth are calculated: Reported 2024-2025 product revenues supply a realized-demand challenge, but do not identify engineering-only sales; the allocation retains this attribution limitation. ([investors.teradyne.com](https://investors.teradyne.com/sec-filings/all-sec-filings/content/xx.xx-xx.xx-xx.xx/xx.xx-xx.xx-xx.xx.pdf))
   - Evidence informing forecast-year allocation inputs; displayed values and growth are calculated: Reported 2024-2025 product revenues supply a realized-demand challenge, but do not identify engineering-only sales; the allocation retains this attribution limitation. ([investors.teradyne.com](https://investors.teradyne.com/sec-filings/all-sec-filings/content/xx.xx-xx.xx-xx.xx/xx.xx-xx.xx-xx.xx.pdf))
   - Evidence informing base-year allocation inputs; displayed values and growth are calculated: Point-in-time SoC revenue grew approximately xx.xx% while memory declined approximately xx.xx%, qualifying uniform-growth assumptions rather than directly establishing purpose shares. ([investors.teradyne.com](https://investors.teradyne.com/sec-filings/all-sec-filings/content/xx.xx-xx.xx-xx.xx/xx.xx-xx.xx-xx.xx.pdf))
   - Evidence informing forecast-year allocation inputs; displayed values and growth are calculated: Point-in-time SoC revenue grew approximately xx.xx% while memory declined approximately xx.xx%, qualifying uniform-growth assumptions rather than directly establishing purpose shares. ([investors.teradyne.com](https://investors.teradyne.com/sec-filings/all-sec-filings/content/xx.xx-xx.xx-xx.xx/xx.xx-xx.xx-xx.xx.pdf))
   - Evidence informing base-year allocation inputs; displayed values and growth are calculated: Distinguishes platform specifiers from purchasing customers, supporting the requirement for an accepted joint remit rather than inferring it from platform selection. ([investors.teradyne.com](https://investors.teradyne.com/sec-filings/all-sec-filings/content/xx.xx-xx.xx-xx.xx/xx.xx-xx.xx-xx.xx.pdf))
   - Evidence informing forecast-year allocation inputs; displayed values and growth are calculated: Distinguishes platform specifiers from purchasing customers, supporting the requirement for an accepted joint remit rather than inferring it from platform selection.

5. Teradyne, Inc. - Form 10-Q for the Quarterly Period Ended June 28, 2026
   - Evidence informing the 2026 market-value input; displayed series and growth include calculations: First-half 2026 point-in-time revenue was USD xx.xx for SoC and USD xx.xx for memory. Comparable first-half 2025 amounts were USD xx.xx and USD xx.xx independently establishing strong realized growth before the modeled second half. ([investors.teradyne.com](https://investors.teradyne.com/sec-filings/all-sec-filings/content/xx.xx-xx.xx-xx.xx/xx.xx-xx.xx-xx.xx.pdf))
   - Evidence informing forecast-year allocation inputs; displayed values and growth are calculated: First-half 2026 point-in-time SoC revenue of USD xx.xx anchors the scoped and annualized SoC forecast input.
   - Evidence informing forecast-year allocation inputs; displayed values and growth are calculated: First-half 2026 point-in-time memory revenue of USD xx.xx anchors the memory forecast pool; second-half realization remains assumed.
   - Evidence informing forecast-year allocation inputs; displayed values and growth are calculated: The observed memory pool constrains the forecast numerator to which the explicitly assumed small SRAM fraction is applied; SRAM sales are not separately disclosed.
   - Evidence informing forecast-year allocation inputs; displayed values and growth are calculated: The observed memory pool constrains modeled multi-family attribution, but does not independently establish co-primary configuration sales.
   - Evidence informing forecast-year allocation inputs; displayed values and growth are calculated: The scoped memory forecast pool supplies one bounded source of combined-configuration value; the co-primary fraction remains assumed.
6. Cohu, Inc. - Form 10-K for the Fiscal Year Ended December 27, 2025
   - Evidence informing the 2023 market-value input; displayed series and growth include calculations: Cohu reports 2023 systems-semiconductor test and inspection revenue of USD xx.xx. Only an assumed complete-tester and eligible-device portion enters this market. ([sec.gov](https://www.sec.gov/Archives/edgar/data/xx.xx/xx.xx/cohu20251227_10k.htm))
   - Evidence informing the 2024 market-value input; displayed series and growth include calculations: Cohu reports 2024 systems-semiconductor test and inspection revenue of USD xx.xx separately from non-systems revenue. ([sec.gov](https://www.sec.gov/Archives/edgar/data/xx.xx/xx.xx/cohu20251227_10k.htm))
   - Evidence informing the 2025 market-value input; displayed series and growth include calculations: Cohu reports 2025 systems-semiconductor test and inspection revenue of USD xx.xx. Automation, inspection, interfaces and recurring services prevent attribution of the whole company to SoC testers. ([sec.gov](https://www.sec.gov/Archives/edgar/data/xx.xx/xx.xx/cohu20251227_10k.htm))
   - Evidence informing base-year allocation inputs; displayed values and growth are calculated: Cohu describes a primarily direct commercial model supported by targeted independent representatives, supporting direct attribution where the manufacturer remains the contractual seller. ([sec.gov](https://www.sec.gov/Archives/edgar/data/xx.xx/xx.xx/cohu20251227_10k.htm))
   - Evidence informing forecast-year allocation inputs; displayed values and growth are calculated: Cohu describes a primarily direct commercial model supported by targeted independent representatives, supporting direct attribution where the manufacturer remains the contractual seller. ([sec.gov](https://www.sec.gov/Archives/edgar/data/xx.xx/xx.xx/cohu20251227_10k.htm))
   - Evidence informing base-year allocation inputs; displayed values and growth are calculated: Independent-representative commissions are identified in selling expenses; representation alone does not establish title-taking equipment resale or a numerical distributor share. ([sec.gov](https://www.sec.gov/Archives/edgar/data/xx.xx/xx.xx/cohu20251227_10k.htm))
   - Evidence informing forecast-year allocation inputs; displayed values and growth are calculated: Independent-representative commissions are identified in selling expenses; representation alone does not establish title-taking equipment resale or a numerical distributor share. ([sec.gov](https://www.sec.gov/Archives/edgar/data/xx.xx/xx.xx/cohu20251227_10k.htm))

7. Hangzhou Changchuan Technology Co., Ltd. - 2025 Annual Report
   - Evidence informing the 2024 market-value input; displayed series and growth include calculations: The product table reports 2024 tester revenue of CNY xx.xx, distinct from handlers and other products. Its SoC-eligible portion remains modeled. ([static.cninfo.com.cn](https://static.cninfo.com.cn/finalpage/2026-xx.xx-xx.xx/xx.xx.PDF))
   - Evidence informing the 2025 market-value input; displayed series and growth include calculations: The product table reports 2025 tester revenue of CNY xx.xx. The filing's broader analog and digital portfolio requires a scope adjustment rather than inclusion of all tester revenue. ([static.cninfo.com.cn](https://static.cninfo.com.cn/finalpage/2026-xx.xx-xx.xx/xx.xx.PDF))
8. YC Corporation - Business Report for the Year Ended December 31, 2025
   - Evidence informing the 2023 market-value input; displayed series and growth include calculations: The sales table reports KRW xx.xx for the 2023 memory-wafer-tester, semiconductor-equipment, parts, modification and related category. Complete-equipment attribution requires a deduction. ([kind.krx.co.kr](https://kind.krx.co.kr/external/2026/xx.xx/xx.xx/xx.xx/xx.xx/xx.xx.htm))
   - Evidence informing the 2024 market-value input; displayed series and growth include calculations: The comparable 2024 category revenue is KRW xx.xx, not an independently isolated complete-tester total. ([kind.krx.co.kr](https://kind.krx.co.kr/external/2026/xx.xx/xx.xx/xx.xx/xx.xx/xx.xx.htm))
   - Evidence informing the 2025 market-value input; displayed series and growth include calculations: The comparable 2025 category revenue is KRW xx.xx. Parts, modifications and other equipment remain a material scope uncertainty. ([kind.krx.co.kr](https://kind.krx.co.kr/external/2026/xx.xx/xx.xx/xx.xx/xx.xx/xx.xx.htm))
   - Evidence informing base-year allocation inputs; displayed values and growth are calculated: YC reports KRW xx.xx in a broad memory-wafer-tester, parts, modification and related revenue category, constraining the inherited equipment budget.
   - Evidence informing base-year allocation inputs; displayed values and growth are calculated: The company's own business description establishes DRAM equipment activity; the assumed xx.xx% allocation is not disclosed.
   - Evidence informing base-year allocation inputs; displayed values and growth are calculated: NAND equipment participation establishes the nonvolatile commercial mapping; the assumed xx.xx% allocation is not an observed split.
9. Chroma ESG - About Chroma: 2025 Group Financial and Operating Profile
   - Evidence informing the 2025 market-value input; displayed series and growth include calculations: Chroma's own disclosure states 2025 group consolidated revenue of USD xx.xx. This broad corporate amount constrains, but does not directly measure, its eligible complete-SoC-tester revenue. ([csr.chromaate.com](https://csr.chromaate.com/en/esg-en/green-chroma-en/brand-en))
10. Chroma ESG - Green Revenue and Financial Performance, 2025
    - Evidence informing the 2024 market-value input; displayed series and growth include calculations: Chroma reports 2025 consolidated revenue growth of xx.xx%. The model uses this company growth rate to backcast its small 2024 scoped revenue budget at a constant conversion basis, not as an observed 2024 tester subtotal. ([csr.chromaate.com](https://csr.chromaate.com/en/esg-en/green-chroma-en/green-revenue-en))
    - Evidence informing the 2025 market-value input; displayed series and growth include calculations: The disclosure distinguishes broad measurement products and SLT demand, reinforcing the need to exclude unrelated corporate revenue from the SoC/memory tester estimate. ([csr.chromaate.com](https://csr.chromaate.com/en/esg-en/green-chroma-en/green-revenue-en))

11. Federal Reserve Board - Foreign Exchange Rates, G.5A, January 5, 2026

    · Evidence informing the 2023 market-value input; displayed series and growth include calculations: The official annual-average exchange-rate release supplies the currency-conversion benchmark; the model uses JPY xx.xx per USD for its large calendar-2023 Japanese revenue anchor and an explicitly rounded KRW conversion for the smaller Korean budget. ([fred.stlouisfed.org](https://fred.stlouisfed.org/series/AEXJPUS/))

    · Evidence informing the 2024 market-value input; displayed series and growth include calculations: The model uses JPY xx.xx per USD for calendar 2024; small CNY and KRW budgets use disclosed approximate conversion assumptions close to the official annual averages. ([fred.stlouisfed.org](https://fred.stlouisfed.org/series/AEXJPUS/))

    · Evidence informing the 2025 market-value input; displayed series and growth include calculations: The model uses JPY xx.xx per USD for calendar 2025. CNY xx.xx and KRW xx.xx per USD are rounded modeling conventions, not the release's exact observations. ([fred.stlouisfed.org](https://fred.stlouisfed.org/series/AEXJPUS/))

12. SEMI - 2018 Global Semiconductor Equipment Sales Jump to Record USD 64.5 Billion

    · Evidence informing the 2017 market-value input; displayed series and growth include calculations: The association's member-billings release reports xx.xx% growth in total test equipment sales in 2018. Its inverse supplies the 2017 historical proxy; it is not a direct observation of the narrower captured market. ([www1.semi.org](https://www1.semi.org/en/2018-global-semiconductor-equipment-sales-jump-record-xx.xx-billion))

    · Evidence informing the 2018 market-value input; displayed series and growth include calculations: The release reports approximately USD xx.xx of total semiconductor-equipment sales in 2018, used only with the 2019 equipment total as a disclosed broad-cycle proxy. ([www1.semi.org](https://www1.semi.org/en/2018-global-semiconductor-equipment-sales-jump-record-xx.xx-billion))

13. SEMI - 2020 Global Semiconductor Equipment Sales Surge 19% to Industry Record USD 71.2 Billion

    · Evidence informing the 2018 market-value input; displayed series and growth include calculations: The release reports 2019 total equipment billings of USD xx.xx. Relative to the published approximate 2018 total, this supplies a broad-equipment downturn proxy, not an observed SoC/memory tester growth rate. ([semi.org](https://www.semi.org/en/news-media-press/semi-press-releases/annual-global-semiconductor-equipment-sales))

    · Evidence informing the 2019 market-value input; displayed series and growth include calculations: Reported 2020 total-test-equipment growth of xx.xx% supplies the inverse bridge into 2019. ([semi.org](https://www.semi.org/en/news-media-press/semi-press-releases/annual-global-semiconductor-equipment-sales))

    · Evidence informing the 2020 market-value input; displayed series and growth include calculations: The association's member-submitted billings dataset reports xx.xx% total-test-equipment growth in 2020, used as a historical demand-cycle proxy. ([semi.org](https://www.semi.org/en/news-media-press/semi-press-releases/annual-global-semiconductor-equipment-sales))

14. SEMI - 2021 Global Semiconductor Equipment Sales Surge 44% to Industry Record USD 102.6 Billion

    · Evidence informing the 2020 market-value input; displayed series and growth include calculations: Reported total-test-equipment sales growth of xx.xx% in 2021 supports the inverse bridge from the 2021 estimate to 2020. ([semi.org](https://www.semi.org/en/news-media-press-releases/semi-press-releases/2021-global-semiconductor-equipment-sales-surge-xx.xx%xx.xx-to-industry-record-%xx.xx-billion-semi-reports))

    · Evidence informing the 2021 market-value input; displayed series and growth include calculations: The xx.xx% test-equipment increase is a member-billings observation for a broader equipment class, not the final market value returned here. ([semi.org](https://www.semi.org/en/news-media-press-releases/semi-press-releases/2021-global-semiconductor-equipment-sales-surge-xx.xx%xx.xx-to-industry-record-%xx.xx-billion-semi-reports))

15. SEMI - Global Semiconductor Equipment Billings Reach Industry Record USD 107.6 Billion in 2022

    · Evidence informing the 2021 market-value input; displayed series and growth include calculations: The release reports a xx.xx% contraction in total-test-equipment billings in 2022, supporting the inverse historical bridge into 2021. ([semi.org](https://www.semi.org/en/news-media-press-releases/semi-press-releases/global-semiconductor-equipment-billings-reach-industry-record-%xx.xx-billion-in-2022-semi-reports))

16. SEMI - Global Semiconductor Equipment Billings Slip to USD 106.3 Billion in 2023

· Evidence informing the 2023 market-value input; displayed series and growth include calculations: The xx.xx% broader test-equipment decline supplies a historical-cycle constraint and one small-supplier backcast assumption, not the target-market level.
([semi.org](https://www.semi.org/en/news-media-press-releases/semi-press-releases/global-semiconductor-equipment-billings-slip-to-%xx.xx-billion-in-2023-semi-reports))

17. SEMI - Global Semiconductor Equipment Billings Surged to USD 117 Billion in 2024

· Evidence informing the 2024 market-value input; displayed series and growth include calculations: Realized total-test-equipment billings increased xx.xx% in 2024. This independently checks the direction and approximate magnitude of the modeled target-market recovery without substituting the broader category for this market.
([semi.org](https://www.semi.org/en/semi-press-release/global-semiconductor-equipment-billings-surged-to-xx.xx-billion-dollars-in-2024-semi-reports))

18. SEMI - Global Semiconductor Equipment Billings Reached USD 135 Billion in 2025

· Evidence informing the 2025 market-value input; displayed series and growth include calculations: The association reports realized total-test-equipment billings growth of xx.xx% in 2025. The modeled target-market increase of approximately xx.xx% is directionally consistent; differing product boundaries prevent an exact reconciliation.
([semi.org](https://www.semi.org/en/SEMI-Reports-Global-Semiconductor-Equipment-Billings-Reached-xx.xx-Billion-in-2025))

19. Advantest - Annual Securities Report and Business Report for the Year Ended March 31, 2026

- Evidence informing the 2025 market-value input; displayed series and growth include calculations: Note xx.xx identifies customer operating leases of semiconductor test systems and JPY xx.xx of future payments receivable at March xx.xx 2025. This establishes a small supplier-specific leasing activity, not annual global leasing revenue. ([advantest.com](https://www.advantest.com/document/en/investors/ir-library/report/IR_SecuritiesandBusinesReport_84th_en.pdf))
- Evidence informing the 2026 market-value input; displayed series and growth include calculations: Future customer lease payments receivable were JPY xx.xx at March xx.xx 2026; disclosed terms were one to three years and noncancelable. These figures qualify any assumption that OEM leasing is necessarily large or offers flexible exit. ([advantest.com](https://www.advantest.com/document/en/investors/ir-library/report/IR_SecuritiesandBusinesReport_84th_en.pdf))
- Evidence informing base-year allocation inputs; displayed values and growth are calculated: Named NVIDIA-group customer receipts constrain direct fabless purchasing; fiscal/calendar and eligible-equipment attribution remain modeled.
- Evidence informing forecast-year allocation inputs; displayed values and growth are calculated: Named NVIDIA-group customer receipts constrain direct fabless purchasing; fiscal/calendar and eligible-equipment attribution remain modeled.
- Evidence informing base-year allocation inputs; displayed values and growth are calculated: Named TSMC customer receipts anchor the foundry purchasing model; other suppliers and foundries require explicit coverage assumptions.
- Evidence informing forecast-year allocation inputs; displayed values and growth are calculated: Named TSMC customer receipts anchor the foundry purchasing model; other suppliers and foundries require explicit coverage assumptions.
- Evidence informing base-year allocation inputs; displayed values and growth are calculated: The equipment-revenue policy recognizes product revenue when control transfers on contractual delivery or acceptance, supporting the purchase classification rather than service-revenue attribution. ([advantest.com](https://www.advantest.com/document/en/investors/ir-library/report/IR_SecuritiesandBusinesReport_84th_en.pdf))
- Evidence informing forecast-year allocation inputs; displayed values and growth are calculated: The equipment-revenue policy recognizes product revenue when control transfers on contractual delivery or acceptance, supporting the purchase classification rather than service-revenue attribution. ([advantest.com](https://www.advantest.com/document/en/investors/ir-library/report/IR_SecuritiesandBusinesReport_84th_en.pdf))
- Evidence informing base-year allocation inputs; displayed values and growth are calculated: Note xx.xx discloses customer operating leases, one-to-three-year noncancelable terms, and remaining payments of JPY xx.xx and JPY xx.xx at March xx.xx 2025 and March xx.xx 2026. These constrain contractual and adoption assumptions, not annual global leasing revenue or the final forecast share. ([advantest.com](https://www.advantest.com/document/en/investors/ir-library/report/IR_SecuritiesandBusinesReport_84th_en.pdf))
- Evidence informing forecast-year allocation inputs; displayed values and growth are calculated: Note xx.xx discloses customer operating leases, one-to-three-year noncancelable terms, and remaining payments of JPY xx.xx and JPY xx.xx at March xx.xx 2025 and March xx.xx 2026. These constrain contractual and adoption assumptions, not annual global leasing revenue or the final forecast share. ([advantest.com](https://www.advantest.com/document/en/investors/ir-library/report/IR_SecuritiesandBusinesReport_84th_en.pdf))
- Evidence informing base-year allocation inputs; displayed values and growth are calculated: Wholly owned regional test-system sales subsidiaries establish consolidated manufacturer selling, while customer operating leases establish an OEM leasing route; both support the contractual-role allocation premise. ([advantest.com](https://www.advantest.com/document/en/investors/ir-library/report/IR_SecuritiesandBusinesReport_84th_en.pdf))
- Evidence informing forecast-year allocation inputs; displayed values and growth are calculated: Wholly owned regional test-system sales subsidiaries establish consolidated manufacturer selling, while customer operating leases establish an OEM leasing route; both support the contractual-role allocation premise. ([advantest.com](https://www.advantest.com/document/en/investors/ir-library/report/IR_SecuritiesandBusinesReport_84th_en.pdf))
- Evidence informing base-year allocation inputs; displayed values and growth are calculated: Future customer lease payments of JPY xx.xx at March xx.xx 2025 and JPY xx.xx at March xx.xx 2026 are supplier-specific receivables, not annual global merchant lease revenue; they limit rather than verify the leasing assumptions. ([advantest.com](https://www.advantest.com/document/en/investors/ir-library/report/IR_SecuritiesandBusines

20. Amkor Technology, Inc. - Form 10-K for the Year Ended December 31, 2025

- Evidence informing the 2025 market-value input; displayed series and growth include calculations: Amkor reports 2025 capital expenditures of USD xx.xx versus USD xx.xx in 2024, covering packaging, testing and facilities. The amount is a buyer-spending constraint, not tester-only spending. ([sec.gov](https://www.sec.gov/Archives/edgar/data/xx.xx/xx.xx/amkr-xx.xx.htm))
- Evidence informing the 2026 market-value input; displayed series and growth include calculations: The filing's USD xx.xx-xx.xx 2026 capital-expenditure expectation is primarily increased by Arizona construction. It cannot be treated as an equivalent tester award or annual tester-market increment. ([sec.gov](https://www.sec.gov/Archives/edgar/data/xx.xx/xx.xx/amkr-xx.xx.htm))
- Evidence informing the 2028 market-value input; displayed series and growth include calculations: Standardized tester investment, customer-consigned equipment and equipment-redeployment risks qualify the conversion from announced capacity projects to incremental tester purchases. No project investment is added directly to the 2028 forecast. ([sec.gov](https://www.sec.gov/Archives/edgar/data/xx.xx/xx.xx/amkr-xx.xx.htm))
- Evidence informing the 2029 market-value input; displayed series and growth include calculations: The buyer's broad spending and commitment disclosures support retaining procurement-conversion and reuse uncertainty rather than equating project completion with tester sales. ([sec.gov](https://www.sec.gov/Archives/edgar/data/xx.xx/xx.xx/amkr-xx.xx.htm))
- Evidence informing base-year allocation inputs; displayed values and growth are calculated: Korea operating assets corroborate local packaging and test activity without equating assets to annual equipment purchases.
- Evidence informing base-year allocation inputs; displayed values and growth are calculated: The test-equipment accounting-life extension from five to seven years constrains the annualized production denominator against which engineering purchasing is compared. ([sec.gov](https://www.sec.gov/Archives/edgar/data/xx.xx/xx.xx/amkr-xx.xx.htm))
- Evidence informing forecast-year allocation inputs; displayed values and growth are calculated: The test-equipment accounting-life extension from five to seven years constrains the annualized production denominator against which engineering purchasing is compared. ([sec.gov](https://www.sec.gov/Archives/edgar/data/xx.xx/xx.xx/amkr-xx.xx.htm))
- Evidence informing base-year allocation inputs; displayed values and growth are calculated: Seven-year test-equipment accounting life anchors the selected purchasing-frequency proxy; broad capital expenditure is not treated as tester-only spending. ([sec.gov](https://www.sec.gov/Archives/edgar/data/xx.xx/xx.xx/amkr-xx.xx.htm))
- Evidence informing forecast-year allocation inputs; displayed values and growth are calculated: Seven-year test-equipment accounting life anchors the selected purchasing-frequency proxy; broad capital expenditure is not treated as tester-only spending. ([sec.gov](https://www.sec.gov/Archives/edgar/data/xx.xx/xx.xx/amkr-xx.xx.htm))
- Evidence informing base-year allocation inputs; displayed values and growth are calculated: Standardized platforms and customer-consigned testers qualify ownership and reuse attribution; these conditions do not establish accepted joint-purpose deployment. ([sec.gov](https://www.sec.gov/Archives/edgar/data/xx.xx/xx.xx/amkr-xx.xx.htm))
- Evidence informing forecast-year allocation inputs; displayed values and growth are calculated: Standardized platforms and customer-consigned testers qualify ownership and reuse attribution; these conditions do not establish accepted joint-purpose deployment. ([sec.gov](https://www.sec.gov/Archives/edgar/data/xx.xx/xx.xx/amkr-xx.xx.htm))
- Evidence informing base-year allocation inputs; displayed values and growth are calculated: The buyer reports approximately xx.xx% Computing sales and standardized tester investment, providing a representativeness and reuse check, not equipment-market weights. ([sec.gov](https://www.sec.gov/Archives/edgar/data/xx.xx/xx.xx/amkr-xx.xx.htm))
- Evidence informing forecast-year allocation inputs; displayed values and growth are calculated: The buyer reports approximately xx.xx% Computing sales and standardized tester investment, providing a representativeness and reuse check, not equipment-market weights. ([sec.gov](https://www.sec.gov/Archives/edgar/data/xx.xx/xx.xx/amkr-xx.xx.htm))
- Evidence informing base-year allocation inputs; displayed values and growth are calculated: Approximately xx.xx% Communications sales and customer-consigned equipment demonstrate why operator revenue and ownership cannot directly determine tester purchasing shares. ([sec.gov](https://www.sec.gov/Archives/edgar/data/xx.xx/xx.xx/amkr-xx.xx.htm))
- Evidence informing forecast-year allocation inputs; displayed values and growth are calculated: Approximately xx.xx% Communications sales and customer-consigned equipment demonstrate why operator revenue and ownership cannot directly determine tester purchasing shares. ([sec.gov](https://www.sec.gov/Archives/edgar/data/xx.xx/xx.xx/amkr-xx.xx.htm))

21. Teradyne - Magnum 2 Memory Test Solution
    - Evidence informing base-year allocation inputs; displayed values and growth are calculated: Magnum xx.xx lists SRAM applications, establishing a commercial category mapping without supplying a revenue weight.
    - Evidence informing forecast-year allocation inputs; displayed values and growth are calculated: Magnum xx.xx lists SRAM applications, establishing a commercial category mapping without supplying a revenue weight.
    - Evidence informing base-year allocation inputs; displayed values and growth are calculated: DRAM, SRAM, NOR and NAND capability overlaps support mutually exclusive configuration attribution rather than adding advertised capabilities as sales.
    - Evidence informing forecast-year allocation inputs; displayed values and growth are calculated: DRAM, SRAM, NOR and NAND capability overlaps support mutually exclusive configuration attribution rather than adding advertised capabilities as sales.
    - Evidence informing base-year allocation inputs; displayed values and growth are calculated: Low-end SoC and memory applications identify a candidate combined-capability pool; actual joint customer mandates and numerical fractions remain unmeasured.
    - Evidence informing forecast-year allocation inputs; displayed values and growth are calculated: Low-end SoC and memory applications identify a candidate combined-capability pool; actual joint customer mandates and numerical fractions remain unmeasured.
    - Evidence informing base-year allocation inputs; displayed values and growth are calculated: Separately identifies an engineering configuration, supporting purpose classification and the direction of the modeled realization difference, not its exact numerical price ratio. ([teradyne.com](https://www.teradyne.com/products/magnum-xx.xx/))
    - Evidence informing forecast-year allocation inputs; displayed values and growth are calculated: Separately identifies an engineering configuration, supporting purpose classification and the direction of the modeled realization difference, not its exact numerical price ratio. ([teradyne.com](https://www.teradyne.com/products/magnum-xx.xx/))
    - Evidence informing base-year allocation inputs; displayed values and growth are calculated: Separately identifies production configurations, supporting production-purpose attribution rather than classification from family-wide capability alone. ([teradyne.com](https://www.teradyne.com/products/magnum-xx.xx/))
    - Evidence informing forecast-year allocation inputs; displayed values and growth are calculated: Separately identifies production configurations, supporting production-purpose attribution rather than classification from family-wide capability alone. ([teradyne.com](https://www.teradyne.com/products/magnum-xx.xx/))
    - Evidence informing base-year allocation inputs; displayed values and growth are calculated: Engineering programs can transfer to production versions; this supports conditional continuity but does not measure joint-purpose purchases or the forecast adoption multiplier. ([teradyne.com](https://www.teradyne.com/products/magnum-xx.xx/))
    - Evidence informing forecast-year allocation inputs; displayed values and growth are calculated: Engineering programs can transfer to production versions; this supports conditional continuity but does not measure joint-purpose purchases or the forecast adoption multiplier. ([teradyne.com](https://www.teradyne.com/products/magnum-xx.xx/))
22. Advantest - T5835 Memory Test System
    - Evidence informing base-year allocation inputs; displayed values and growth are calculated: T5835 is commercially positioned for both DRAM and NAND, supporting the cross-family classification premise but not the modeled co-primary revenue fraction.
    - Evidence informing forecast-year allocation inputs; displayed values and growth are calculated: T5835 is commercially positioned for both DRAM and NAND, supporting the cross-family classification premise but not the modeled co-primary revenue fraction.

23. Advantest - T5503HS2 Memory Test System
· Evidence informing base-year allocation inputs; displayed values and growth are calculated: DRAM/HBM product positioning establishes category mapping; the documented installed-T5503 upgrade path supports retaining upgrade-substitution uncertainty rather than assuming universal replacement.
· Evidence informing forecast-year allocation inputs; displayed values and growth are calculated: DRAM/HBM product positioning establishes category mapping; the documented installed-T5503 upgrade path supports retaining upgrade-substitution uncertainty rather than assuming universal replacement.
24. Advantest will Showcase Latest Memory Test Solutions at Future of Memory and Storage 2024
· Evidence informing base-year allocation inputs; displayed values and growth are calculated: The August xx.xx 2024 announcement identifies T5835 among promoted memory offerings, establishing pre-base-year commercial positioning without proving customer acceptance or sales mix.
25. Advantest - V93000 SoC Test Systems
· Evidence informing base-year allocation inputs; displayed values and growth are calculated: Advantest classifies V93000 as a SoC Test System, supporting the commercial mapping of its reported SoC equipment pool without establishing a sales percentage.
· Evidence informing forecast-year allocation inputs; displayed values and growth are calculated: Advantest classifies V93000 as a SoC Test System, supporting the commercial mapping of its reported SoC equipment pool without establishing a sales percentage.
· Evidence informing base-year allocation inputs; displayed values and growth are calculated: V93000 documentation identifies reusable programs and interface hardware across generations and supplier-developed SmarTest software. These support the retained-investment condition, not a measured switching rate or forecast share. ([advantest.com](https://www.advantest.com/en/products/semiconductor-test-system/soc/v93000/))
· Evidence informing forecast-year allocation inputs; displayed values and growth are calculated: V93000 documentation identifies reusable programs and interface hardware across generations and supplier-developed SmarTest software. These support the retained-investment condition, not a measured switching rate or forecast share. ([advantest.com](https://www.advantest.com/en/products/semiconductor-test-system/soc/v93000/))
26. Emerson Electric Co. - Form 10-K for the Year Ended September 30, 2025
· Evidence informing base-year allocation inputs; displayed values and growth are calculated: Reported Test & Measurement sales of USD xx.xx in FY2025 and USD xx.xx in FY2024 constrain the broad NI revenue proxy, not complete SoC/memory tester revenue. ([ir.emerson.com](https://ir.emerson.com/sec-filings/all-sec-filings/content/xx.xx-xx.xx-xx.xx/emr-xx.xx.htm))
27. Emerson Electric Co. - Form 10-Q for the Quarter Ended December 31, 2025
· Evidence informing base-year allocation inputs; displayed values and growth are calculated: December-quarter Test & Measurement sales of USD xx.xx versus USD xx.xx supply the approximate calendar bridge. Prior-period segment presentation was reclassified, limiting level comparability. ([sec.gov](https://www.sec.gov/Archives/edgar/data/xx.xx/xx.xx/emr-xx.xx.htm))
28. National Instruments Corporation - 2022 Annual Report
· Evidence informing base-year allocation inputs; displayed values and growth are calculated: Semiconductor and Electronics represented approximately xx.xx% of NI's 2022 revenue, with approximately half from production test and half from R&D test. These historical mix observations calibrate, but do not verify, the 2025 scoped equipment budget. ([sec.gov](https://www.sec.gov/Archives/edgar/data/xx.xx/xx.xx/ny20006399x3_ars.pdf))

29. Advantest - FY2025 Financial Briefing, April 27, 2026

· Evidence informing base-year allocation inputs; displayed values and growth are calculated: Automotive/industrial/consumer/DDIC represented approximately xx.xx% and xx.xx% of fiscal SoC sales in FY2024 and FY2025, rounded to five-percentage-point increments. These application proportions constrain the mainstream equipment attribution. ([advantest.com](https://www.advantest.com/document/en/investors/ir-library/result/JE_BIZ_260427_slide.pdf))

· Evidence informing forecast-year allocation inputs; displayed values and growth are calculated: Automotive/industrial/consumer/DDIC represented approximately xx.xx% and xx.xx% of fiscal SoC sales in FY2024 and FY2025, rounded to five-percentage-point increments. These application proportions constrain the mainstream equipment attribution. ([advantest.com](https://www.advantest.com/document/en/investors/ir-library/result/JE_BIZ_260427_slide.pdf))

· Evidence informing base-year allocation inputs; displayed values and growth are calculated: Fiscal SoC sales increased from JPY xx.xx to JPY xx.xx, while computing/communications represented approximately xx.xx% of FY2025 SoC sales. This supports differentiated application-growth assumptions, not a directly observed proprietary share or future allocation. ([advantest.com](https://www.advantest.com/document/en/investors/ir-library/result/JE_BIZ_260427_slide.pdf))

· Evidence informing forecast-year allocation inputs; displayed values and growth are calculated: Fiscal SoC sales increased from JPY xx.xx to JPY xx.xx, while computing/communications represented approximately xx.xx% of FY2025 SoC sales. This supports differentiated application-growth assumptions, not a directly observed proprietary share or future allocation. ([advantest.com](https://www.advantest.com/document/en/investors/ir-library/result/JE_BIZ_260427_slide.pdf))

30. Advantest - Annual Report 2005

· Evidence informing base-year allocation inputs; displayed values and growth are calculated: The report identifies T2000's OPENSTAR basis and publicly available specifications developed through the Semiconductor Test Consortium. This supports historical standards classification only; its historical market-share statements are not used. ([www3.advantest.com](https://www3.advantest.com/documents/xx.xx/xx.xx/pdf_investor_AR2005_en.pdf))

· Evidence informing forecast-year allocation inputs; displayed values and growth are calculated: The report identifies T2000's OPENSTAR basis and publicly available specifications developed through the Semiconductor Test Consortium. This supports historical standards classification only; its historical market-share statements are not used. ([www3.advantest.com](https://www3.advantest.com/documents/xx.xx/xx.xx/pdf_investor_AR2005_en.pdf))

31. Advantest - What Is ATE (Automated Test Equipment)? Roles, Systems & Future Outlook

· Evidence informing base-year allocation inputs; displayed values and growth are calculated: Current company positioning identifies T2000 as open architecture and associates it with microcontroller and automotive applications, supporting continuity of the classification premise without measuring sales. ([advantest.com](https://www.advantest.com/en/semiconductor-basics/automated-test-equipment/))

· Evidence informing forecast-year allocation inputs; displayed values and growth are calculated: Current company positioning identifies T2000 as open architecture and associates it with microcontroller and automotive applications, supporting continuity of the classification premise without measuring sales. ([advantest.com](https://www.advantest.com/en/semiconductor-basics/automated-test-equipment/))

· Evidence informing base-year allocation inputs; displayed values and growth are calculated: The company distinguishes V93000's supplier-specific architecture from T2000's open-architecture positioning, supporting platform-level rather than supplier-wide classification. ([advantest.com](https://www.advantest.com/en/semiconductor-basics/automated-test-equipment/))

· Evidence informing forecast-year allocation inputs; displayed values and growth are calculated: The company distinguishes V93000's supplier-specific architecture from T2000's open-architecture positioning, supporting platform-level rather than supplier-wide classification. ([advantest.com](https://www.advantest.com/en/semiconductor-basics/automated-test-equipment/))

32. NI - What Is the Semiconductor Test System (STS)?

· Evidence informing base-year allocation inputs; displayed values and growth are calculated: STS is an integrated PXI-based ATE offering with broad RF, mixed-signal and MEMS positioning. This establishes the architecture and turnkey commercial model while requiring deductions for applications outside the captured SoC/memory boundary. ([ni.com](https://www.ni.com/en/shop/electronic-test-instrumentation/what-is-the-semiconductor-test-system.html))

· Evidence informing forecast-year allocation inputs; displayed values and growth are calculated: STS is an integrated PXI-based ATE offering with broad RF, mixed-signal and MEMS positioning. This establishes the architecture and turnkey commercial model while requiring deductions for applications outside the captured SoC/memory boundary. ([ni.com](https://www.ni.com/en/shop/electronic-test-instrumentation/what-is-the-semiconductor-test-system.html))

33. Marvin Test Solutions - PXIe Semiconductor Test System, TS-960e Series

· Evidence informing base-year allocation inputs; displayed values and growth are calculated: TS-960e is marketed as a complete integrated PXI Express semiconductor system for SoC applications, including proprietary application elements. It establishes commercial category participation, not the modeled smaller-system shipment count or price. ([marvintest.com](https://www.marvintest.com/Product/TS-960e-Series))

34. Emerson Electric Co. - Form 10-Q for the Quarter Ended June 30, 2026

· Evidence informing forecast-year allocation inputs; displayed values and growth are calculated: Nine-month Test & Measurement revenue of USD xx.xx versus USD xx.xx provides the broad growth calibration for the assumed 2026 eligible-equipment increase. Semiconductor and aerospace/defense both contributed, so the disclosure does not isolate open-standard SoC/memory sales. ([ir.emerson.com](https://ir.emerson.com/sec-filings/all-sec-filings/content/xx.xx-xx.xx-xx.xx/emr-xx.xx.htm))

35. PXI Systems Alliance - What Is PXI

· Evidence informing base-year allocation inputs; displayed values and growth are calculated: The association defines PXI as an open modular standard with a multi-vendor ecosystem and distinguishes its building blocks from completed application systems. This supports the governing-architecture boundary, not sales weights. ([pxisa.org](https://pxisa.org/what-is-pxi/))

· Evidence informing forecast-year allocation inputs; displayed values and growth are calculated: The association defines PXI as an open modular standard with a multi-vendor ecosystem and distinguishes its building blocks from completed application systems. This supports the governing-architecture boundary, not sales weights. ([pxisa.org](https://pxisa.org/what-is-pxi/))

36. Test Services - UTAC Group

- Evidence informing base-year allocation inputs; displayed values and growth are calculated: Reports xx.xx+ test engineers alongside 2,000+ testers, anchoring the engineering-station proxy used in the base model and carried into the forecast; it does not disclose purpose sales shares. ([utacgroup.com](https://utacgroup.com/test-services/))
- Evidence informing forecast-year allocation inputs; displayed values and growth are calculated: Reports xx.xx+ test engineers alongside 2,000+ testers, anchoring the engineering-station proxy used in the base model and carried into the forecast; it does not disclose purpose sales shares. ([utacgroup.com](https://utacgroup.com/test-services/))
- Evidence informing base-year allocation inputs; displayed values and growth are calculated: The 2,000+ tester fleet provides an operator-stock benchmark that is converted to annual value only through the disclosed purchasing-frequency assumptions. ([utacgroup.com](https://utacgroup.com/test-services/))
- Evidence informing forecast-year allocation inputs; displayed values and growth are calculated: The 2,000+ tester fleet provides an operator-stock benchmark that is converted to annual value only through the disclosed purchasing-frequency assumptions. ([utacgroup.com](https://utacgroup.com/test-services/))
- Evidence informing base-year allocation inputs; displayed values and growth are calculated: Advertises engineering services and production testing within the same business, supporting commercial coexistence but not the assumed accepted joint-purpose percentage or future adoption. ([utacgroup.com](https://utacgroup.com/test-services/))
- Evidence informing forecast-year allocation inputs; displayed values and growth are calculated: Advertises engineering services and production testing within the same business, supporting commercial coexistence but not the assumed accepted joint-purpose percentage or future adoption. ([utacgroup.com](https://utacgroup.com/test-services/))

37. Efforts to Provide Value Through Business - Advantest

- Evidence informing base-year allocation inputs; displayed values and growth are calculated: States typical customer equipment use of xx.xx-xx.xx years, providing a longer-use sensitivity for the stock-to-purchasing-value bridge rather than a measured engineering share. ([advantest.com](https://www.advantest.com/en/about/sustainability/society/responding-product-liability/))
- Evidence informing base-year allocation inputs; displayed values and growth are calculated: The xx.xx-xx.xx-year use period constrains replacement assumptions and is distinguished from the buyer accounting-life proxy used in the working model. ([advantest.com](https://www.advantest.com/en/about/sustainability/society/responding-product-liability/))

38. A New Approach for IC Test - Leveraging the Strength of the PXI Platform - NI

- Evidence informing base-year allocation inputs; displayed values and growth are calculated: Describes scalable characterization and production configurations and the commercial constraints of traditional laboratory ATE, supporting a distinct engineering purchasing model. ([ni.com](https://www.ni.com/en/shop/electronic-test-instrumentation/what-is-the-semiconductor-test-system/a-new-approach-for-ic-test---leveraging-the-strength-of-the-pxi-.html))
- Evidence informing forecast-year allocation inputs; displayed values and growth are calculated: Describes scalable characterization and production configurations and the commercial constraints of traditional laboratory ATE, supporting a distinct engineering purchasing model. ([ni.com](https://www.ni.com/en/shop/electronic-test-instrumentation/what-is-the-semiconductor-test-system/a-new-approach-for-ic-test---leveraging-the-strength-of-the-pxi-.html))
- Evidence informing base-year allocation inputs; displayed values and growth are calculated: Shared hardware and software support a continuity scenario, but the record provides neither accepted joint-deployment revenue nor future penetration; both remain explicit assumptions. ([ni.com](https://www.ni.com/en/shop/electronic-test-instrumentation/what-is-the-semiconductor-test-system/a-new-approach-for-ic-test---leveraging-the-strength-of-the-pxi-.html))
- Evidence informing forecast-year allocation inputs; displayed values and growth are calculated: Shared hardware and software support a continuity scenario, but the record provides neither accepted joint-deployment revenue nor future penetration; both remain explicit assumptions. ([ni.com](https://www.ni.com/en/shop/electronic-test-instrumentation/what-is-the-semiconductor-test-system/a-new-approach-for-ic-test---leveraging-the-strength-of-the-pxi-.html))

39. Teradyne - 2025 Annual Report to Shareholders
    - Evidence informing base-year allocation inputs; displayed values and growth are calculated: The USD xx.xx Compute application weight anchors the scoped Computing allocation. ([investors.teradyne.com](https://investors.teradyne.com/sec-filings/all-sec-filings/content/xx.xx-xx.xx-xx.xx/xx.xx-xx.xx-xx.xx.pdf))
    - Evidence informing base-year allocation inputs; displayed values and growth are calculated: The USD xx.xx Mobility weight and networking exposure support the modeled Communications bridge. ([investors.teradyne.com](https://investors.teradyne.com/sec-filings/all-sec-filings/content/xx.xx-xx.xx-xx.xx/xx.xx-xx.xx-xx.xx.pdf))
    - Evidence informing base-year allocation inputs; displayed values and growth are calculated: Published application buckets constrain the budget, but the consumer carve-out is an explicit attribution assumption. ([investors.teradyne.com](https://investors.teradyne.com/sec-filings/all-sec-filings/content/xx.xx-xx.xx-xx.xx/xx.xx-xx.xx-xx.xx.pdf))
    - Evidence informing base-year allocation inputs; displayed values and growth are calculated: USD xx.xx Auto-Industrial revenue supplies the pre-exclusion pool, not an observed Automotive subtotal. ([investors.teradyne.com](https://investors.teradyne.com/sec-filings/all-sec-filings/content/xx.xx-xx.xx-xx.xx/xx.xx-xx.xx-xx.xx.pdf))
    - Evidence informing base-year allocation inputs; displayed values and growth are calculated: The shared Auto-Industrial pool constrains Industrial Electronics after scope and end-use adjustments. ([investors.teradyne.com](https://investors.teradyne.com/sec-filings/all-sec-filings/content/xx.xx-xx.xx-xx.xx/xx.xx-xx.xx-xx.xx.pdf))
    - Evidence informing base-year allocation inputs; displayed values and growth are calculated: The application budget constrains the modeled specialized tail; separate Product Test defense revenue is excluded. ([investors.teradyne.com](https://investors.teradyne.com/sec-filings/all-sec-filings/content/xx.xx-xx.xx-xx.xx/xx.xx-xx.xx-xx.xx.pdf))
40. TSMC - 2025 Form 20-F
    - Evidence informing base-year allocation inputs; displayed values and growth are calculated: 2025 HPC revenue of NT$xx.xx anchors the adjusted logic-demand proxy; networking is separated by assumption. ([investor.tsmc.com](https://investor.tsmc.com/sites/ir/sec-filings/2025_20F%20Report.pdf))
    - Evidence informing base-year allocation inputs; displayed values and growth are calculated: Smartphone revenue of NT$xx.xx and networking within HPC constrain Communications, with an explicit equipment-intensity bridge. ([investor.tsmc.com](https://investor.tsmc.com/sites/ir/sec-filings/2025_20F%20Report.pdf))
41. Micron Technology - Form 10-K for the Year Ended August 28, 2025
    - Evidence informing base-year allocation inputs; displayed values and growth are calculated: Cloud, data-center and client business revenues constrain Computing's memory-equipment proxy, not equipment receipts directly. ([s25.q4cdn.com](https://s25.q4cdn.com/xx.xx/files/doc_financials/2025/ar/2025-Form-xx.xx-K.pdf))
    - Evidence informing base-year allocation inputs; displayed values and growth are calculated: Mobile/client and data-center revenues provide the economic pool for modeled mobile and networking attribution. ([s25.q4cdn.com](https://s25.q4cdn.com/xx.xx/files/doc_financials/2025/ar/2025-Form-xx.xx-K.pdf))
    - Evidence informing base-year allocation inputs; displayed values and growth are calculated: USD xx.xx Automotive and Embedded revenue constrains the modeled consumer-memory tail. ([s25.q4cdn.com](https://s25.q4cdn.com/xx.xx/files/doc_financials/2025/ar/2025-Form-xx.xx-K.pdf))
    - Evidence informing base-year allocation inputs; displayed values and growth are calculated: The embedded business supplies a bounded activity proxy requiring scope, realization and end-use adjustments. ([s25.q4cdn.com](https://s25.q4cdn.com/xx.xx/files/doc_financials/2025/ar/2025-Form-xx.xx-K.pdf))
    - Evidence informing base-year allocation inputs; displayed values and growth are calculated: The embedded business constrains Industrial Electronics memory activity; its equipment conversion is assumed. ([s25.q4cdn.com](https://s25.q4cdn.com/xx.xx/files/doc_financials/2025/ar/2025-Form-xx.xx-K.pdf))
    - Evidence informing base-year allocation inputs; displayed values and growth are calculated: The embedded pool bounds the specialized-memory tail; no separate defense revenue is reported. ([s25.q4cdn.com](https://s25.q4cdn.com/xx.xx/files/doc_financials/2025/ar/2025-Form-xx.xx-K.pdf))

42. Semiconductor Industry Association - 2025 Factbook

· Evidence informing base-year allocation inputs; displayed values and growth are calculated: 2024 PC/Computer semiconductor demand of xx.xx% enters only the scope-adjusted secondary-supplier proxy. ([semiconductors.org](https://www.semiconductors.org/wp-content/uploads/2025/xx.xx/2025-SIA-Factbook-FINAL-xx.xx.pdf))

· Evidence informing base-year allocation inputs; displayed values and growth are calculated: 2024 Communications demand of xx.xx% is adjusted for eligible equipment scope before use. ([semiconductors.org](https://www.semiconductors.org/wp-content/uploads/2025/xx.xx/2025-SIA-Factbook-FINAL-xx.xx.pdf))

· Evidence informing base-year allocation inputs; displayed values and growth are calculated: Consumer semiconductor demand of xx.xx% anchors the adjusted minor-application weights. ([semiconductors.org](https://www.semiconductors.org/wp-content/uploads/2025/xx.xx/2025-SIA-Factbook-FINAL-xx.xx.pdf))

· Evidence informing base-year allocation inputs; displayed values and growth are calculated: Automotive demand of xx.xx% is reduced for non-SoC exposure in the commercial proxy. ([semiconductors.org](https://www.semiconductors.org/wp-content/uploads/2025/xx.xx/2025-SIA-Factbook-FINAL-xx.xx.pdf))

· Evidence informing base-year allocation inputs; displayed values and growth are calculated: Industrial demand of xx.xx% anchors a scope-adjusted weight, not a tester-equipment share. ([semiconductors.org](https://www.semiconductors.org/wp-content/uploads/2025/xx.xx/2025-SIA-Factbook-FINAL-xx.xx.pdf))

· Evidence informing base-year allocation inputs; displayed values and growth are calculated: Government demand of xx.xx%, including military, constrains the specialized end-use proxy. ([semiconductors.org](https://www.semiconductors.org/wp-content/uploads/2025/xx.xx/2025-SIA-Factbook-FINAL-xx.xx.pdf))

43. WSTS - Semiconductor Market Insights, October 2024

- Evidence informing base-year allocation inputs; displayed values and growth are calculated: The detailed Consumer definition includes entertainment products, household white goods and personal wearables, supporting consistent end-use attribution. ([semiconductors.org](https://www.semiconductors.org/wp-content/uploads/2025/xx.xx/WSTS-Presentation-Subscription-Oct2024.pdf))
- Evidence informing forecast-year allocation inputs; displayed values and growth are calculated: The detailed Consumer definition includes entertainment products, household white goods and personal wearables, supporting consistent end-use attribution. ([semiconductors.org](https://www.semiconductors.org/wp-content/uploads/2025/xx.xx/WSTS-Presentation-Subscription-Oct2024.pdf))
- Evidence informing base-year allocation inputs; displayed values and growth are calculated: Industrial includes professional test, control and measuring equipment, distinguishing it from household consumer equipment. ([semiconductors.org](https://www.semiconductors.org/wp-content/uploads/2025/xx.xx/WSTS-Presentation-Subscription-Oct2024.pdf))
- Evidence informing forecast-year allocation inputs; displayed values and growth are calculated: Industrial includes professional test, control and measuring equipment, distinguishing it from household consumer equipment. ([semiconductors.org](https://www.semiconductors.org/wp-content/uploads/2025/xx.xx/WSTS-Presentation-Subscription-Oct2024.pdf))
- Evidence informing base-year allocation inputs; displayed values and growth are calculated: Government is defined as military and aerospace in the detailed end-use illustration, supporting the retained category mapping. ([semiconductors.org](https://www.semiconductors.org/wp-content/uploads/2025/xx.xx/WSTS-Presentation-Subscription-Oct2024.pdf))
- Evidence informing forecast-year allocation inputs; displayed values and growth are calculated: Government is defined as military and aerospace in the detailed end-use illustration, supporting the retained category mapping. ([semiconductors.org](https://www.semiconductors.org/wp-content/uploads/2025/xx.xx/WSTS-Presentation-Subscription-Oct2024.pdf))

44. NXP Semiconductors - Form 10-K for the Year Ended December 31, 2025

- Evidence informing base-year allocation inputs; displayed values and growth are calculated: 2025 Automotive revenue of USD xx.xx, down xx.xx%, qualifies assumptions of immediate equipment-demand acceleration. ([sec.gov](https://www.sec.gov/Archives/edgar/data/xx.xx/xx.xx/nxpi-xx.xx.htm))
- Evidence informing forecast-year allocation inputs; displayed values and growth are calculated: 2025 Automotive revenue of USD xx.xx, down xx.xx%, qualifies assumptions of immediate equipment-demand acceleration. ([sec.gov](https://www.sec.gov/Archives/edgar/data/xx.xx/xx.xx/nxpi-xx.xx.htm))
- Evidence informing base-year allocation inputs; displayed values and growth are calculated: Industrial & IoT revenue of USD xx.xx increased xx.xx%, constraining the near-term recovery assumption rather than measuring tester sales. ([sec.gov](https://www.sec.gov/Archives/edgar/data/xx.xx/xx.xx/nxpi-xx.xx.htm))
- Evidence informing forecast-year allocation inputs; displayed values and growth are calculated: Industrial & IoT revenue of USD xx.xx increased xx.xx%, constraining the near-term recovery assumption rather than measuring tester sales. ([sec.gov](https://www.sec.gov/Archives/edgar/data/xx.xx/xx.xx/nxpi-xx.xx.htm))

45. NXP Semiconductors - Product Longevity
    - Evidence informing forecast-year allocation inputs; displayed values and growth are calculated: Participating products have minimum xx.xx- or xx.xx-year longevity periods; these do not establish tester replacement or support periods.
    ([nxp.com](https://www.nxp.com/products/nxp-product-information/nxp-product-programs/product-longevity%3APRDCT_LONGEVITY_HM))
    - Evidence informing forecast-year allocation inputs; displayed values and growth are calculated: The disclosed longevity condition supports retaining lifecycle uncertainty rather than inferring automatic recurring equipment purchases.
    ([nxp.com](https://www.nxp.com/products/nxp-product-information/nxp-product-programs/product-longevity%3APRDCT_LONGEVITY_HM))
46. DLA ASSIST-QuickSearch - MIL-PRF-38535 Document Details
    - Evidence informing base-year allocation inputs; displayed values and growth are calculated: The official record concerns covered microcircuits and manufacturer qualification, not tester-brand approval or equipment awards; no qualification-derived revenue premium is assumed.
    ([quicksearch.dla.mil](https://quicksearch.dla.mil/qsDocDetails.aspx?ident_number=xx.xx))
    - Evidence informing forecast-year allocation inputs; displayed values and growth are calculated: The official record concerns covered microcircuits and manufacturer qualification, not tester-brand approval or equipment awards; no qualification-derived revenue premium is assumed.
    ([quicksearch.dla.mil](https://quicksearch.dla.mil/qsDocDetails.aspx?ident_number=xx.xx))
47. ASE Technology Holding - Fourth Quarter and Full Year 2025 Financial Results, Form 6-K, February 5, 2026
    - Evidence informing base-year allocation inputs; displayed values and growth are calculated: ASE reports USD xx.xx of 2025 testing-equipment capital expenditure, a monetary purchasing anchor before complete-tester scope deductions.
    - Evidence informing forecast-year allocation inputs; displayed values and growth are calculated: ASE reports USD xx.xx of 2025 testing-equipment capital expenditure, a monetary purchasing anchor before complete-tester scope deductions.
48. ChipMOS - FY2025 and Fourth Quarter 2025 Investor Presentation
    - Evidence informing base-year allocation inputs; displayed values and growth are calculated: The presentation reports TWD xx.xx of 2025 capital expenditure and a xx.xx% testing allocation; currency and complete-tester attribution are modeled bridges.
    - Evidence informing forecast-year allocation inputs; displayed values and growth are calculated: The presentation reports TWD xx.xx of 2025 capital expenditure and a xx.xx% testing allocation; currency and complete-tester attribution are modeled bridges.
49. Alchip - Advanced Testing Services
    - Evidence informing base-year allocation inputs; displayed values and growth are calculated: Alchip identifies an owned V93K hosted at a test house. This supports category and ownership attribution, not annual purchase quantities, prices or the forecast.
    - Evidence informing forecast-year allocation inputs; displayed values and growth are calculated: Alchip identifies an owned V93K hosted at a test house. This supports category and ownership attribution, not annual purchase quantities, prices or the forecast.
50. University of Utah Nanofab - Verigy Tester
    - Evidence informing base-year allocation inputs; displayed values and growth are calculated: The university lists a V93000 SoC platform and access arrangement. This establishes an institutional equipment category, not a 2025 purchase or future procurement.
    - Evidence informing forecast-year allocation inputs; displayed values and growth are calculated: The university lists a V93000 SoC platform and access arrangement. This establishes an institutional equipment category, not a 2025 purchase or future procurement.

51. TEAM A.T.E. - Services

- Evidence informing base-year allocation inputs; displayed values and growth are calculated: The company describes pre-owned purchases and sales across SoC and memory ATE, supporting inclusion of eligible secondary-market purchases. Its undated offering page supplies category evidence, not 2025 transaction value. ([team-ate.com](https://www.team-ate.com/services))
- Evidence informing forecast-year allocation inputs; displayed values and growth are calculated: The company describes pre-owned purchases and sales across SoC and memory ATE, supporting inclusion of eligible secondary-market purchases. Its undated offering page supplies category evidence, not 2025 transaction value. ([team-ate.com](https://www.team-ate.com/services))
- Evidence informing base-year allocation inputs; displayed values and growth are calculated: System rentals, rent-to-own arrangements and leases establish a third-party equipment-access route. The stated field-service limitation qualifies universal availability; neither the offering nor its category list supplies numerical leasing weights. ([team-ate.com](https://www.team-ate.com/services))
- Evidence informing forecast-year allocation inputs; displayed values and growth are calculated: System rentals, rent-to-own arrangements and leases establish a third-party equipment-access route. The stated field-service limitation qualifies universal availability; neither the offering nor its category list supplies numerical leasing weights. ([team-ate.com](https://www.team-ate.com/services))
- Evidence informing base-year allocation inputs; displayed values and growth are calculated: The company distinguishes its representation activities from inventory-based equipment transactions, supporting role-specific classification rather than assigning every represented OEM transaction to resale. ([team-ate.com](https://www.team-ate.com/services))
- Evidence informing forecast-year allocation inputs; displayed values and growth are calculated: The company distinguishes its representation activities from inventory-based equipment transactions, supporting role-specific classification rather than assigning every represented OEM transaction to resale. ([team-ate.com](https://www.team-ate.com/services))
- Evidence informing base-year allocation inputs; displayed values and growth are calculated: Purchasing surplus equipment for inventory, SoC/memory equipment offerings and rental/lease arrangements establish merchant commercial routes. The absence of a worldwide field-service organization qualifies support assumptions but supplies no revenue weight. ([team-ate.com](https://www.team-ate.com/services))
- Evidence informing forecast-year allocation inputs; displayed values and growth are calculated: Purchasing surplus equipment for inventory, SoC/memory equipment offerings and rental/lease arrangements establish merchant commercial routes. The absence of a worldwide field-service organization qualifies support assumptions but supplies no revenue weight. ([team-ate.com](https://www.team-ate.com/services))

52. Advantest Pre-Owned Solutions - Business

- Evidence informing base-year allocation inputs; displayed values and growth are calculated: The OEM's pre-owned business includes equipment resale, license switching, installation and maintenance support. This supports the purchase boundary beyond new equipment, without establishing resale revenue or a future share. ([advantest.com](https://www.advantest.com/en/customer-services/apo/business/))
- Evidence informing forecast-year allocation inputs; displayed values and growth are calculated: The OEM's pre-owned business includes equipment resale, license switching, installation and maintenance support. This supports the purchase boundary beyond new equipment, without establishing resale revenue or a future share. ([advantest.com](https://www.advantest.com/en/customer-services/apo/business/))
- Evidence informing base-year allocation inputs; displayed values and growth are calculated: OEM-managed pre-owned transactions include license switching, installation and maintenance, supporting direct classification when the consolidated manufacturer is the seller regardless of equipment age. ([advantest.com](https://www.advantest.com/en/customer-services/apo/business/))
- Evidence informing forecast-year allocation inputs; displayed values and growth are calculated: OEM-managed pre-owned transactions include license switching, installation and maintenance, supporting direct classification when the consolidated manufacturer is the seller regardless of equipment age. ([advantest.com](https://www.advantest.com/en/customer-services/apo/business/))
- Evidence informing base-year allocation inputs; displayed values and growth are calculated: The OEM-managed resale alternative qualifies an assumption that all pre-owned equipment passes through independent resellers and provides a commercial counterforce to merchant growth, without measuring its magnitude. ([advantest.com](https://www.advantest.com/en/customer-services/apo/business/))
- Evidence informing forecast-year allocation inputs; displayed values and growth are calculated: The OEM-managed resale alternative qualifies an assumption that all pre-owned equipment passes through independent resellers and provides a commercial counterforce to merchant growth, without measuring its magnitude. ([advantest.com](https://www.advantest.com/en/customer-services/apo/business/))

53. IFRS Foundation - IFRIC Update March 2023: Definition of a Lease-Substitution Rights

- Evidence informing base-year allocation inputs; displayed values and growth are calculated: The identified-asset, control and substantive-substitution criteria support distinguishing equipment leasing from outsourced testing services. This is a classification premise for both anchors, not evidence of market prevalence. ([ifrs.org](https://www.ifrs.org/news-and-events/updates/ifric/2023/ifric-update-march-2023/))
- Evidence informing forecast-year allocation inputs; displayed values and growth are calculated: The identified-asset, control and substantive-substitution criteria support distinguishing equipment leasing from outsourced testing services. This is a classification premise for both anchors, not evidence of market prevalence. ([ifrs.org](https://www.ifrs.org/news-and-events/updates/ifric/2023/ifric-update-march-2023/))

54. Spirox Corporation - 2025 Annual Report

- Evidence informing base-year allocation inputs; displayed values and growth are calculated: Consolidated revenue decreased from NTD xx.xx in 2024 to NTD xx.xx in 2025, providing a mixed-product intermediary countercheck to uniform channel growth rather than a global allocation weight. ([file.spirox.com.tw](https://file.spirox.com.tw/Annual%20Reports/2025/xx.xx%E5%B9%B4%E5%BA%A6%E5%B9%B4%E5%A0%B1%xx.xx%E8%8B%B1%E6%xx.xx%xx.xx%xx.xx.pdf))
- Evidence informing forecast-year allocation inputs; displayed values and growth are calculated: Consolidated revenue decreased from NTD xx.xx in 2024 to NTD xx.xx in 2025, providing a mixed-product intermediary countercheck to uniform channel growth rather than a global allocation weight. ([file.spirox.com.tw](https://file.spirox.com.tw/Annual%20Reports/2025/xx.xx%E5%B9%B4%E5%BA%A6%E5%B9%B4%E5%A0%B1%xx.xx%E8%8B%B1%E6%xx.xx%xx.xx%xx.xx.pdf))
- Evidence informing base-year allocation inputs; displayed values and growth are calculated: Semiconductor-equipment revenue was NTD xx.xx in 2025, separately from service and maintenance. Agency/distribution, own products and adjacent equipment prevent attributing the full amount to merchant SoC/memory tester sales. ([file.spirox.com.tw](https://file.spirox.com.tw/Annual%20Reports/2025/xx.xx%E5%B9%B4%E5%BA%A6%E5%B9%B4%E5%A0%B1%xx.xx%E8%8B%B1%E6%xx.xx%xx.xx%xx.xx.pdf))
- Evidence informing forecast-year allocation inputs; displayed values and growth are calculated: Semiconductor-equipment revenue was NTD xx.xx in 2025, separately from service and maintenance. Agency/distribution, own products and adjacent equipment prevent attributing the full amount to merchant SoC/memory tester sales. ([file.spirox.com.tw](https://file.spirox.com.tw/Annual%20Reports/2025/xx.xx%E5%B9%B4%E5%BA%A6%E5%B9%B4%E5%A0%B1%xx.xx%E8%8B%B1%E6%xx.xx%xx.xx%xx.xx.pdf))

55. KYEC (2449) - Q4 2025 Investor Update

- Evidence informing base-year allocation inputs; displayed values and growth are calculated: KYEC reports 2025 wafer-probe revenue at xx.xx%; this is a buyer-activity input requiring the disclosed equipment-value and coverage corrections, not a directly observed tester share.
- Evidence informing forecast-year allocation inputs; displayed values and growth are calculated: KYEC reports 2025 wafer-probe revenue at xx.xx%; this is a buyer-activity input requiring the disclosed equipment-value and coverage corrections, not a directly observed tester share.
- Evidence informing base-year allocation inputs; displayed values and growth are calculated: Reported final-test revenue of xx.xx% supplies the conventional package-test proxy before the assumed exclusion of adjacent activity.
- Evidence informing forecast-year allocation inputs; displayed values and growth are calculated: Reported final-test revenue of xx.xx% supplies the conventional package-test proxy before the assumed exclusion of adjacent activity.
- Evidence informing base-year allocation inputs; displayed values and growth are calculated: The company's xx.xx% data-processing application mix anchors the modeled addressable advanced-SoC purchasing cohort; it does not measure bare-die equipment sales.
- Evidence informing forecast-year allocation inputs; displayed values and growth are calculated: The company's xx.xx% data-processing application mix anchors the modeled addressable advanced-SoC purchasing cohort; it does not measure bare-die equipment sales.
- Evidence informing base-year allocation inputs; displayed values and growth are calculated: The same application-mix input constrains the intermediate-assembly cohort; reported capital expenditure is a broad spending cross-check, not insertion-specific equipment revenue.
- Evidence informing forecast-year allocation inputs; displayed values and growth are calculated: The same application-mix input constrains the intermediate-assembly cohort; reported capital expenditure is a broad spending cross-check, not insertion-specific equipment revenue.

56. Advantest to Showcase Latest Test Solutions at SEMICON Southeast Asia 2025, May 20-22
· Evidence informing base-year allocation inputs; displayed values and growth are calculated: The May xx.xx 2025 announcement identifies a die-level handler linked with a tester for singulated dies, establishing a base-year commercial offering but not its delivered equipment receipts.
· Evidence informing forecast-year allocation inputs; displayed values and growth are calculated: The May xx.xx 2025 announcement identifies a die-level handler linked with a tester for singulated dies, establishing a base-year commercial offering but not its delivered equipment receipts.
· Evidence informing base-year allocation inputs; displayed values and growth are calculated: The same dated offering includes partially assembled dies. Only attributable tester receipts, not the handler value, enter the allocation model.
· Evidence informing forecast-year allocation inputs; displayed values and growth are calculated: The same dated offering includes partially assembled dies. Only attributable tester receipts, not the handler value, enter the allocation model.
57. Teradyne - Second-Quarter 2025 Earnings Call Prepared Remarks, July 30, 2025
· Evidence informing base-year allocation inputs; displayed values and growth are calculated: July xx.xx 2025 prepared remarks report an HBM4 post-stack win and state that the new insertion was not pervasive, qualifying the assumed intermediate-assembly uptake.
· Evidence informing forecast-year allocation inputs; displayed values and growth are calculated: July xx.xx 2025 prepared remarks report an HBM4 post-stack win and state that the new insertion was not pervasive, qualifying the assumed intermediate-assembly uptake.
· Evidence informing base-year allocation inputs; displayed values and growth are calculated: The remarks distinguish new system purchases from upgrades of existing capacity. This supports retaining reuse and incremental-receipt adjustments rather than equating every new deployment opportunity with a full new tester.
· Evidence informing forecast-year allocation inputs; displayed values and growth are calculated: The remarks distinguish new system purchases from upgrades of existing capacity. This supports retaining reuse and incremental-receipt adjustments rather than equating every new deployment opportunity with a full new tester.
58. Teradyne Introduces Integrated Test Solution for AI and Data Center Devices in Collaboration with Tokyo Electron
· Evidence informing forecast-year allocation inputs; displayed values and growth are calculated: The June xx.xx 2026 coordinated singulated-device offering supports commercial availability relevant to the forecast; it does not establish 2025 sales or the modeled 2032 penetration.
· Evidence informing forecast-year allocation inputs; displayed values and growth are calculated: The offering references multiple advanced-packaging points, but this is not evidence that an individual delivery has accepted multi-insertion coverage.
59. Amkor Technology - IC Semiconductor Test Services
· Evidence informing base-year allocation inputs; displayed values and growth are calculated: The company's service description separates wafer probe, testing between assembly steps and final testing, supporting the insertion mapping rather than a sales weight or complete-tester purchase requirement.
· Evidence informing forecast-year allocation inputs; displayed values and growth are calculated: The company's service description separates wafer probe, testing between assembly steps and final testing, supporting the insertion mapping rather than a sales weight or complete-tester purchase requirement.

17.3. United States

Table 280. United States SoC & Memory Semiconductor Tester Market Size, 2017-2040 (USD Million)

Country	2017	2024	2025	2026	2027	2032	2040	CAGR (%)
United States	xx.xx	xx.xx	xx.xx	xx.xx	xx.xx	xx.xx	xx.xx	xx.xx

Table 281. United States SoC & Memory Semiconductor Tester Market Size, by Tester Type, 2017-2040 (USD Million)

Tester Type	2017	2024	2025	2026	2027	2032	2040	CAGR (%)
Combined SoC & Memory Testers	xx.xx	xx.xx	xx.xx	xx.xx	xx.xx	xx.xx	xx.xx	xx.xx
Memory Testers	xx.xx	xx.xx	xx.xx	xx.xx	xx.xx	xx.xx	xx.xx	xx.xx
SoC Testers	xx.xx	xx.xx	xx.xx	xx.xx	xx.xx	xx.xx	xx.xx	xx.xx
Total	**xx.xx**	**xx.xx**	**xx.xx**	**xx.xx**	**xx.xx**	**xx.xx**	**xx.xx**	**xx.xx**

Table 282. United States SoC & Memory Semiconductor Tester Market Size, by Memory Testers, 2017-2040 (USD Million)

Memory Testers	2017	2024	2025	2026	2027	2032	2040	CAGR (%)
DRAM Testers	xx.xx	xx.xx	xx.xx	xx.xx	xx.xx	xx.xx	xx.xx	xx.xx
Multi-Family Memory Testers	xx.xx	xx.xx	xx.xx	xx.xx	xx.xx	xx.xx	xx.xx	xx.xx
Nonvolatile Memory Testers	xx.xx	xx.xx	xx.xx	xx.xx	xx.xx	xx.xx	xx.xx	xx.xx
SRAM Testers	xx.xx	xx.xx	xx.xx	xx.xx	xx.xx	xx.xx	xx.xx	xx.xx
Total	**xx.xx**	**xx.xx**	**xx.xx**	**xx.xx**	**xx.xx**	**xx.xx**	**xx.xx**	**xx.xx**

Table 283. United States SoC & Memory Semiconductor Tester Market Size, by Platform Architecture, 2017-2040 (USD Million)

Platform Architecture	2017	2024	2025	2026	2027	2032	2040	CAGR (%)
Open-Standard ATE Platforms	xx.xx	xx.xx	xx.xx	xx.xx	xx.xx	xx.xx	xx.xx	xx.xx
Proprietary ATE Platforms	xx.xx	xx.xx	xx.xx	xx.xx	xx.xx	xx.xx	xx.xx	xx.xx
Total	**xx.xx**	**xx.xx**	**xx.xx**	**xx.xx**	**xx.xx**	**xx.xx**	**xx.xx**	**xx.xx**

Table 284. United States SoC & Memory Semiconductor Tester Market Size, by Test Purpose, 2017-2040 (USD Million)

Test Purpose	2017	2024	2025	2026	2027	2032	2040	CAGR (%)
Combined Engineering and Production Testing	xx.xx	xx.xx	xx.xx	xx.xx	xx.xx	xx.xx	xx.xx	xx.xx
Engineering Evaluation and Characterization	xx.xx	xx.xx	xx.xx	xx.xx	xx.xx	xx.xx	xx.xx	xx.xx
Production Testing	xx.xx	xx.xx	xx.xx	xx.xx	xx.xx	xx.xx	xx.xx	xx.xx
Total	**xx.xx**	**xx.xx**	**xx.xx**	**xx.xx**	**xx.xx**	**xx.xx**	**xx.xx**	**xx.xx**

Table 285. United States SoC & Memory Semiconductor Tester Market Size, by Semiconductor End Market, 2017-2040 (USD Million)

Semiconductor End Market	2017	2024	2025	2026	2027	2032	2040	CAGR (%)
Aerospace and Defense	xx.xx	xx.xx	xx.xx	xx.xx	xx.xx	xx.xx	xx.xx	xx.xx
Automotive	xx.xx	xx.xx	xx.xx	xx.xx	xx.xx	xx.xx	xx.xx	xx.xx
Communications	xx.xx	xx.xx	xx.xx	xx.xx	xx.xx	xx.xx	xx.xx	xx.xx
Computing	xx.xx	xx.xx	xx.xx	xx.xx	xx.xx	xx.xx	xx.xx	xx.xx
Consumer Electronics	xx.xx	xx.xx	xx.xx	xx.xx	xx.xx	xx.xx	xx.xx	xx.xx
Industrial Electronics	xx.xx	xx.xx	xx.xx	xx.xx	xx.xx	xx.xx	xx.xx	xx.xx
Total	**xx.xx**	**xx.xx**	**xx.xx**	**xx.xx**	**xx.xx**	**xx.xx**	**xx.xx**	**xx.xx**

Table 286. United States SoC & Memory Semiconductor Tester Market Size, by Buyer Type, 2017-2040 (USD Million)

Buyer Type	2017	2024	2025	2026	2027	2032	2040	CAGR (%)
Fabless Semiconductor Companies	xx.xx	xx.xx	xx.xx	xx.xx	xx.xx	xx.xx	xx.xx	xx.xx
Integrated Device Manufacturers	xx.xx	xx.xx	xx.xx	xx.xx	xx.xx	xx.xx	xx.xx	xx.xx
Outsourced Assembly and Test Providers	xx.xx	xx.xx	xx.xx	xx.xx	xx.xx	xx.xx	xx.xx	xx.xx
Research and Academic Institutions	xx.xx	xx.xx	xx.xx	xx.xx	xx.xx	xx.xx	xx.xx	xx.xx
Semiconductor Design and IP Service Providers	xx.xx	xx.xx	xx.xx	xx.xx	xx.xx	xx.xx	xx.xx	xx.xx
Semiconductor Foundries	xx.xx	xx.xx	xx.xx	xx.xx	xx.xx	xx.xx	xx.xx	xx.xx
System Companies	xx.xx	xx.xx	xx.xx	xx.xx	xx.xx	xx.xx	xx.xx	xx.xx
Total	**xx.xx**	**xx.xx**	**xx.xx**	**xx.xx**	**xx.xx**	**xx.xx**	**xx.xx**	**xx.xx**

Table 287. United States SoC & Memory Semiconductor Tester Market Size, by Acquisition Model, 2017-2040 (USD Million)

Acquisition Model	2017	2024	2025	2026	2027	2032	2040	CAGR (%)
Equipment Leasing	xx.xx	xx.xx	xx.xx	xx.xx	xx.xx	xx.xx	xx.xx	xx.xx
Equipment Purchase	xx.xx	xx.xx	xx.xx	xx.xx	xx.xx	xx.xx	xx.xx	xx.xx
Total	**xx.xx**	**xx.xx**	**xx.xx**	**xx.xx**	**xx.xx**	**xx.xx**	**xx.xx**	**xx.xx**

Table 288. United States SoC & Memory Semiconductor Tester Market Size, by Sales Channel, 2017-2040 (USD Million)

Sales Channel	2017	2024	2025	2026	2027	2032	2040	CAGR (%)
Direct Sales	xx.xx	xx.xx	xx.xx	xx.xx	xx.xx	xx.xx	xx.xx	xx.xx
Distributor and Reseller Sales	xx.xx	xx.xx	xx.xx	xx.xx	xx.xx	xx.xx	xx.xx	xx.xx
Total	**xx.xx**	**xx.xx**	**xx.xx**	**xx.xx**	**xx.xx**	**xx.xx**	**xx.xx**	**xx.xx**

Table 289. United States SoC & Memory Semiconductor Tester Market Size, by Test Insertion, 2017-2040 (USD Million)

Test Insertion	2017	2024	2025	2026	2027	2032	2040	CAGR (%)
In-Process Assembly Test	xx.xx	xx.xx	xx.xx	xx.xx	xx.xx	xx.xx	xx.xx	xx.xx
Multi-Insertion Test	xx.xx	xx.xx	xx.xx	xx.xx	xx.xx	xx.xx	xx.xx	xx.xx
Packaged-Device Test	xx.xx	xx.xx	xx.xx	xx.xx	xx.xx	xx.xx	xx.xx	xx.xx
Singulated-Die Test	xx.xx	xx.xx	xx.xx	xx.xx	xx.xx	xx.xx	xx.xx	xx.xx
Wafer-Level Test	xx.xx	xx.xx	xx.xx	xx.xx	xx.xx	xx.xx	xx.xx	xx.xx
Total	**xx.xx**	**xx.xx**	**xx.xx**	**xx.xx**	**xx.xx**	**xx.xx**	**xx.xx**	**xx.xx**

Sources & Evidence

1. Advantest - FY2024 Consolidated Financial Results Presentation, April 25, 2025

   • Evidence informing the 2023 market-value input; displayed series and growth include calculations: Quarterly product-revenue disclosures support calendar-2023 totals of JPY xx.xx for SoC testers and JPY xx.xx for memory testers, before modeled scope adjustments. ([advantest.com](https://www.advantest.com/document/en/investors/ir-library/result/JE_BIZ_250425_slide.pdf))

   • Evidence informing the 2024 market-value input; displayed series and growth include calculations: Quarterly product-revenue disclosures support calendar-2024 totals of JPY xx.xx for SoC testers and JPY xx.xx for memory testers; handling, services and system-level testing are disclosed separately. ([advantest.com](https://www.advantest.com/document/en/investors/ir-library/result/JE_BIZ_250425_slide.pdf))

2. Advantest - FY2025 Third Quarter Financial Results Presentation, January 28, 2026

- Evidence informing the 2025 market-value input; displayed series and growth include calculations: The disclosed January-March 2025 quarter and April-December 2025 quarters produce calendar-2025 SoC tester revenue of JPY xx.xx and memory tester revenue of JPY xx.xx. These are supplier revenues, not a published global market total. ([advantest.com](https://www.advantest.com/document/en/investors/ir-library/result/JE_BIZ_260128_slide.pdf))
- Evidence informing base-year allocation inputs; displayed values and growth are calculated: Quarterly product disclosures reconstruct calendar-2025 SoC revenue of JPY xx.xx, before the inherited eligible-SoC scope deduction.
- Evidence informing base-year allocation inputs; displayed values and growth are calculated: Quarterly memory revenue totals JPY xx.xx for calendar 2025, anchoring the memory equipment pool rather than a published global share.
- Evidence informing base-year allocation inputs; displayed values and growth are calculated: January-March memory revenue of JPY xx.xx supports the fiscal-to-calendar application-mix bridge.
- Evidence informing base-year allocation inputs; displayed values and growth are calculated: Quarterly SoC revenues of JPY xx.xx, xx.xx, xx.xx and xx.xx reconstruct calendar-2025 revenue of JPY xx.xx, the supplier revenue ceiling used for modeled eligible OPENSTAR attribution. ([advantest.com](https://www.advantest.com/document/en/investors/ir-library/result/JE_BIZ_260128_slide.pdf))
- Evidence informing base-year allocation inputs; displayed values and growth are calculated: Reported quarters support the calendar-2025 SoC revenue bridge used to estimate Computing's equipment weight. ([advantest.com](https://www.advantest.com/document/en/investors/ir-library/result/JE_BIZ_260128_slide.pdf))
- Evidence informing base-year allocation inputs; displayed values and growth are calculated: The same quarterly equipment revenues constrain the combined Computing/Communications budget before modeled separation. ([advantest.com](https://www.advantest.com/document/en/investors/ir-library/result/JE_BIZ_260128_slide.pdf))
- Evidence informing base-year allocation inputs; displayed values and growth are calculated: The quarterly product table independently reproduces calendar-2025 SoC revenue of JPY xx.xx and memory revenue of JPY xx.xx. These constrain the inherited equipment-revenue scale but do not disclose an acquisition-model split. ([advantest.com](https://www.advantest.com/document/en/investors/ir-library/result/JE_BIZ_260128_slide.pdf))
- Evidence informing base-year allocation inputs; displayed values and growth are calculated: Quarterly product disclosures reconstruct calendar-2025 SoC revenue of JPY xx.xx and memory revenue of JPY xx.xx, supporting the retained scoped manufacturer budget rather than an observed channel share. ([advantest.com](https://www.advantest.com/document/en/investors/ir-library/result/JE_BIZ_260128_slide.pdf))
- Evidence informing base-year allocation inputs; displayed values and growth are calculated: The manufacturer equipment budget provides the economic scale against which inherited intermediary penetration is allocated; the presentation does not quantify reseller receipts. ([advantest.com](https://www.advantest.com/document/en/investors/ir-library/result/JE_BIZ_260128_slide.pdf))
- Evidence informing base-year allocation inputs; displayed values and growth are calculated: Quarterly memory-system receipts reconstruct calendar-2025 revenue of JPY xx.xx, an input to the shared diversified-memory equipment budget.
- Evidence informing forecast-year allocation inputs; displayed values and growth are calculated: Quarterly memory-system receipts reconstruct calendar-2025 revenue of JPY xx.xx, an input to the shared diversified-memory equipment budget.
- Evidence informing base-year allocation inputs; displayed values and growth are calculated: The observed memory receipts constrain the parent purchasing budget from which the modeled intermediate-assembly portion is attributed; no insertion split is disclosed.
- Evidence informing forecast-year allocation inputs; displayed values and growth are calculated: The observed memory receipts constrain the parent purchasing budget from which the modeled intermediate-assembly portion is attributed; no insertion split is disclosed.
- Evidence informing base-year allocation inputs; displayed values and growth are calculated: Product-line receipts support the common equipment-budget bridge carried into the package-test allocation and its forecast starting weights.
- Evidence informing forecast-year allocation inputs; displayed values and growth are calculated: Product-line receipts support the common equipment-budget bridge carried into the package-test allocation and its forecast starting weights.

3. Advantest - FY2026 First Quarter Financial Results Presentation, July 29, 2026

- Evidence informing the 2026 market-value input; displayed series and growth include calculations: The presentation reports January-March 2026 SoC/memory revenues of JPY xx.xx/xx.xx and April-June revenues of JPY xx.xx/xx.xx. July guidance forecasts fiscal-2026 SoC/memory revenues of JPY xx.xx/xx.xx and supplies the fiscal-to-calendar bridge. Guidance is not realized revenue. ([advantest.com](https://www.advantest.com/document/en/investors/ir-library/result/JE_BIZ_260729_slide.pdf))
- Evidence informing the 2040 market-value input; displayed series and growth include calculations: Current equipment revenue and company-specific capacity plans constrain the forecast starting point, not the assumed long-run growth rate or the 2040 result. ([advantest.com](https://www.advantest.com/document/en/investors/ir-library/result/JE_BIZ_260729_slide.pdf))
- Evidence informing forecast-year allocation inputs; displayed values and growth are calculated: Actual quarterly SoC revenue and FY2026 product guidance constrain the inherited 2026 supplier bridge used to forecast relative category weights.
- Evidence informing forecast-year allocation inputs; displayed values and growth are calculated: January-March and April-June memory revenue of JPY xx.xx/xx.xx and FY2026 guidance of JPY xx.xx constrain the calendar bridge.
- Evidence informing base-year allocation inputs; displayed values and growth are calculated: Rounded fiscal DRAM mixes are xx.xx% for FY2024 and xx.xx% for FY2025; FY2026 guidance is xx.xx%. Calendar conversion and co-primary deductions are modeled.
- Evidence informing forecast-year allocation inputs; displayed values and growth are calculated: Rounded fiscal DRAM mixes are xx.xx% for FY2024 and xx.xx% for FY2025; FY2026 guidance is xx.xx%. Calendar conversion and co-primary deductions are modeled.
- Evidence informing base-year allocation inputs; displayed values and growth are calculated: Corresponding nonvolatile mixes are xx.xx%, xx.xx% and guided xx.xx%, qualifying an exclusively DRAM-led outlook without verifying future global shares.
- Evidence informing forecast-year allocation inputs; displayed values and growth are calculated: Corresponding nonvolatile mixes are xx.xx%, xx.xx% and guided xx.xx%, qualifying an exclusively DRAM-led outlook without verifying future global shares.
- Evidence informing base-year allocation inputs; displayed values and growth are calculated: Own SoC sales mix is approximately xx.xx% Computing/Communications in FY24 and xx.xx% in FY25; 2026 demand commentary constrains forecast direction, not the final share. ([advantest.com](https://www.advantest.com/document/en/investors/ir-library/result/JE_BIZ_260729_slide.pdf))
- Evidence informing forecast-year allocation inputs; displayed values and growth are calculated: Own SoC sales mix is approximately xx.xx% Computing/Communications in FY24 and xx.xx% in FY25; 2026 demand commentary constrains forecast direction, not the final share. ([advantest.com](https://www.advantest.com/document/en/investors/ir-library/result/JE_BIZ_260729_slide.pdf))
- Evidence informing base-year allocation inputs; displayed values and growth are calculated: Reported combined application proportions constrain the common budget; the separate Communications allocation and future mix remain modeled. ([advantest.com](https://www.advantest.com/document/en/investors/ir-library/result/JE_BIZ_260729_slide.pdf))
- Evidence informing forecast-year allocation inputs; displayed values and growth are calculated: Reported combined application proportions constrain the common budget; the separate Communications allocation and future mix remain modeled. ([advantest.com](https://www.advantest.com/document/en/investors/ir-library/result/JE_BIZ_260729_slide.pdf))

4. Teradyne, Inc. - Form 10-K for the Year Ended December 31, 2025
   - Evidence informing the 2023 market-value input; displayed series and growth include calculations: The revenue-disaggregation table reports 2023 point-in-time SoC revenue of USD xx.xx and memory revenue of USD xx.xx. Replacement parts require a further modeled deduction. ([investors.teradyne.com](https://investors.teradyne.com/sec-filings/all-sec-filings/content/xx.xx-xx.xx-xx.xx/xx.xx-xx.xx-xx.xx.pdf))
   - Evidence informing the 2024 market-value input; displayed series and growth include calculations: The filing reports 2024 point-in-time SoC revenue of USD xx.xx and memory revenue of USD xx.xx separately from over-time revenue and IST. ([investors.teradyne.com](https://investors.teradyne.com/sec-filings/all-sec-filings/content/xx.xx-xx.xx-xx.xx/xx.xx-xx.xx-xx.xx.pdf))
   - Evidence informing the 2025 market-value input; displayed series and growth include calculations: The filing reports 2025 point-in-time SoC revenue of USD xx.xx and memory revenue of USD xx.xx. Point-in-time recognition includes products and replacement parts and is therefore an equipment proxy rather than an exact complete-system subtotal. ([investors.teradyne.com](https://investors.teradyne.com/sec-filings/all-sec-filings/content/xx.xx-xx.xx-xx.xx/xx.xx-xx.xx-xx.xx.pdf))
   - Evidence informing base-year allocation inputs; displayed values and growth are calculated: Customer-site geography and broader revenue disclosures support the scoped national destination bridge.
   - Evidence informing base-year allocation inputs; displayed values and growth are calculated: 2025 point-in-time SoC revenue is USD xx.xx; equipment and eligible-device deductions remain modeled.
   - Evidence informing base-year allocation inputs; displayed values and growth are calculated: 2025 point-in-time memory revenue is USD xx.xx; replacement parts require the inherited equipment adjustment.
   - Evidence informing base-year allocation inputs; displayed values and growth are calculated: The filing identifies DRAM/HBM commercial activity; it does not disclose the modeled annual DRAM configuration fraction.
   - Evidence informing base-year allocation inputs; displayed values and growth are calculated: Magnum flash-memory activity supports nonvolatile category participation, not the assumed annual sales fraction.
   - Evidence informing base-year allocation inputs; displayed values and growth are calculated: Separately reported specifying and purchasing customers support treating commercial roles distinctly, without adding overlapping customer percentages.
   - Evidence informing forecast-year allocation inputs; displayed values and growth are calculated: Separately reported specifying and purchasing customers support treating commercial roles distinctly, without adding overlapping customer percentages.
   - Evidence informing base-year allocation inputs; displayed values and growth are calculated: Reported 2024-2025 product revenues supply a realized-demand challenge, but do not identify engineering-only sales; the allocation retains this attribution limitation. ([investors.teradyne.com](https://investors.teradyne.com/sec-filings/all-sec-filings/content/xx.xx-xx.xx-xx.xx/xx.xx-xx.xx-xx.xx.pdf))
   - Evidence informing forecast-year allocation inputs; displayed values and growth are calculated: Reported 2024-2025 product revenues supply a realized-demand challenge, but do not identify engineering-only sales; the allocation retains this attribution limitation. ([investors.teradyne.com](https://investors.teradyne.com/sec-filings/all-sec-filings/content/xx.xx-xx.xx-xx.xx/xx.xx-xx.xx-xx.xx.pdf))
   - Evidence informing base-year allocation inputs; displayed values and growth are calculated: Point-in-time SoC revenue grew approximately xx.xx% while memory declined approximately xx.xx%, qualifying uniform-growth assumptions rather than directly establishing purpose shares. ([investors.teradyne.com](https://investors.teradyne.com/sec-filings/all-sec-filings/content/xx.xx-xx.xx-xx.xx/xx.xx-xx.xx-xx.xx.pdf))
   - Evidence informing forecast-year allocation inputs; displayed values and growth are calculated: Point-in-time SoC revenue grew approximately xx.xx% while memory declined approximately xx.xx%, qualifying uniform-growth assumptions rather than directly establishing purpose shares. ([investors.teradyne.com](https://investors.teradyne.com/sec-filings/all-sec-filings/content/xx.xx-xx.xx-xx.xx/xx.xx-xx.xx-xx.xx.pdf))
   - Evidence informing base-year allocation inputs; displayed values and growth are calculated: Distinguishes platform specifiers from purchasing customers, supporting the requirement for an accepted joint remit rather than inferring it from platform selection. ([investors.teradyne.com](https://investors.teradyne.com/sec-filings/all-sec-filings/content/xx.xx-xx.xx-xx.xx/xx.xx-xx.xx-xx.xx.pdf))
   - Evidence informing forecast-year allocation inputs; displayed values and growth are calculated: Distinguishes

5. Teradyne, Inc. - Form 10-Q for the Quarterly Period Ended June 28, 2026
   - Evidence informing the 2026 market-value input; displayed series and growth include calculations: First-half 2026 point-in-time revenue was USD xx.xx for SoC and USD xx.xx for memory. Comparable first-half 2025 amounts were USD xx.xx and USD xx.xx independently establishing strong realized growth before the modeled second half. ([investors.teradyne.com](https://investors.teradyne.com/sec-filings/all-sec-filings/content/xx.xx-xx.xx-xx.xx/xx.xx-xx.xx-xx.xx.pdf))
   - Evidence informing forecast-year allocation inputs; displayed values and growth are calculated: First-half 2026 point-in-time SoC revenue of USD xx.xx anchors the scoped and annualized SoC forecast input.
   - Evidence informing forecast-year allocation inputs; displayed values and growth are calculated: First-half 2026 point-in-time memory revenue of USD xx.xx anchors the memory forecast pool; second-half realization remains assumed.
   - Evidence informing forecast-year allocation inputs; displayed values and growth are calculated: The observed memory pool constrains the forecast numerator to which the explicitly assumed small SRAM fraction is applied; SRAM sales are not separately disclosed.
   - Evidence informing forecast-year allocation inputs; displayed values and growth are calculated: The observed memory pool constrains modeled multi-family attribution, but does not independently establish co-primary configuration sales.
   - Evidence informing forecast-year allocation inputs; displayed values and growth are calculated: The scoped memory forecast pool supplies one bounded source of combined-configuration value; the co-primary fraction remains assumed.
6. Cohu, Inc. - Form 10-K for the Fiscal Year Ended December 27, 2025
   - Evidence informing the 2023 market-value input; displayed series and growth include calculations: Cohu reports 2023 systems-semiconductor test and inspection revenue of USD xx.xx. Only an assumed complete-tester and eligible-device portion enters this market. ([sec.gov](https://www.sec.gov/Archives/edgar/data/xx.xx/xx.xx/cohu20251227_10k.htm))
   - Evidence informing the 2024 market-value input; displayed series and growth include calculations: Cohu reports 2024 systems-semiconductor test and inspection revenue of USD xx.xx separately from non-systems revenue. ([sec.gov](https://www.sec.gov/Archives/edgar/data/xx.xx/xx.xx/cohu20251227_10k.htm))
   - Evidence informing the 2025 market-value input; displayed series and growth include calculations: Cohu reports 2025 systems-semiconductor test and inspection revenue of USD xx.xx. Automation, inspection, interfaces and recurring services prevent attribution of the whole company to SoC testers. ([sec.gov](https://www.sec.gov/Archives/edgar/data/xx.xx/xx.xx/cohu20251227_10k.htm))
   - Evidence informing base-year allocation inputs; displayed values and growth are calculated: Cohu describes a primarily direct commercial model supported by targeted independent representatives, supporting direct attribution where the manufacturer remains the contractual seller. ([sec.gov](https://www.sec.gov/Archives/edgar/data/xx.xx/xx.xx/cohu20251227_10k.htm))
   - Evidence informing forecast-year allocation inputs; displayed values and growth are calculated: Cohu describes a primarily direct commercial model supported by targeted independent representatives, supporting direct attribution where the manufacturer remains the contractual seller. ([sec.gov](https://www.sec.gov/Archives/edgar/data/xx.xx/xx.xx/cohu20251227_10k.htm))
   - Evidence informing base-year allocation inputs; displayed values and growth are calculated: Independent-representative commissions are identified in selling expenses; representation alone does not establish title-taking equipment resale or a numerical distributor share. ([sec.gov](https://www.sec.gov/Archives/edgar/data/xx.xx/xx.xx/cohu20251227_10k.htm))
   - Evidence informing forecast-year allocation inputs; displayed values and growth are calculated: Independent-representative commissions are identified in selling expenses; representation alone does not establish title-taking equipment resale or a numerical distributor share. ([sec.gov](https://www.sec.gov/Archives/edgar/data/xx.xx/xx.xx/cohu20251227_10k.htm))

7. Hangzhou Changchuan Technology Co., Ltd. - 2025 Annual Report
   - Evidence informing the 2024 market-value input; displayed series and growth include calculations: The product table reports 2024 tester revenue of CNY xx.xx, distinct from handlers and other products. Its SoC-eligible portion remains modeled. ([static.cninfo.com.cn](https://static.cninfo.com.cn/finalpage/2026-xx.xx-xx.xx/xx.xx.PDF))
   - Evidence informing the 2025 market-value input; displayed series and growth include calculations: The product table reports 2025 tester revenue of CNY xx.xx. The filing's broader analog and digital portfolio requires a scope adjustment rather than inclusion of all tester revenue. ([static.cninfo.com.cn](https://static.cninfo.com.cn/finalpage/2026-xx.xx-xx.xx/xx.xx.PDF))
8. YC Corporation - Business Report for the Year Ended December 31, 2025
   - Evidence informing the 2023 market-value input; displayed series and growth include calculations: The sales table reports KRW xx.xx for the 2023 memory-wafer-tester, semiconductor-equipment, parts, modification and related category. Complete-equipment attribution requires a deduction. ([kind.krx.co.kr](https://kind.krx.co.kr/external/2026/xx.xx/xx.xx/xx.xx/xx.xx/xx.xx.htm))
   - Evidence informing the 2024 market-value input; displayed series and growth include calculations: The comparable 2024 category revenue is KRW xx.xx, not an independently isolated complete-tester total. ([kind.krx.co.kr](https://kind.krx.co.kr/external/2026/xx.xx/xx.xx/xx.xx/xx.xx/xx.xx.htm))
   - Evidence informing the 2025 market-value input; displayed series and growth include calculations: The comparable 2025 category revenue is KRW xx.xx. Parts, modifications and other equipment remain a material scope uncertainty. ([kind.krx.co.kr](https://kind.krx.co.kr/external/2026/xx.xx/xx.xx/xx.xx/xx.xx/xx.xx.htm))
   - Evidence informing base-year allocation inputs; displayed values and growth are calculated: YC reports KRW xx.xx in a broad memory-wafer-tester, parts, modification and related revenue category, constraining the inherited equipment budget.
   - Evidence informing base-year allocation inputs; displayed values and growth are calculated: The company's own business description establishes DRAM equipment activity; the assumed xx.xx% allocation is not disclosed.
   - Evidence informing base-year allocation inputs; displayed values and growth are calculated: NAND equipment participation establishes the nonvolatile commercial mapping; the assumed xx.xx% allocation is not an observed split.
9. Chroma ESG - About Chroma: 2025 Group Financial and Operating Profile
   - Evidence informing the 2025 market-value input; displayed series and growth include calculations: Chroma's own disclosure states 2025 group consolidated revenue of USD xx.xx. This broad corporate amount constrains, but does not directly measure, its eligible complete-SoC-tester revenue. ([csr.chromaate.com](https://csr.chromaate.com/en/esg-en/green-chroma-en/brand-en))
10. Chroma ESG - Green Revenue and Financial Performance, 2025
    - Evidence informing the 2024 market-value input; displayed series and growth include calculations: Chroma reports 2025 consolidated revenue growth of xx.xx%. The model uses this company growth rate to backcast its small 2024 scoped revenue budget at a constant conversion basis, not as an observed 2024 tester subtotal. ([csr.chromaate.com](https://csr.chromaate.com/en/esg-en/green-chroma-en/green-revenue-en))
    - Evidence informing the 2025 market-value input; displayed series and growth include calculations: The disclosure distinguishes broad measurement products and SLT demand, reinforcing the need to exclude unrelated corporate revenue from the SoC/memory tester estimate. ([csr.chromaate.com](https://csr.chromaate.com/en/esg-en/green-chroma-en/green-revenue-en))

11. Federal Reserve Board - Foreign Exchange Rates, G.5A, January 5, 2026

    · Evidence informing the 2023 market-value input; displayed series and growth include calculations: The official annual-average exchange-rate release supplies the currency-conversion benchmark; the model uses JPY xx.xx per USD for its large calendar-2023 Japanese revenue anchor and an explicitly rounded KRW conversion for the smaller Korean budget. ([fred.stlouisfed.org](https://fred.stlouisfed.org/series/AEXJPUS/))

    · Evidence informing the 2024 market-value input; displayed series and growth include calculations: The model uses JPY xx.xx per USD for calendar 2024; small CNY and KRW budgets use disclosed approximate conversion assumptions close to the official annual averages. ([fred.stlouisfed.org](https://fred.stlouisfed.org/series/AEXJPUS/))

    · Evidence informing the 2025 market-value input; displayed series and growth include calculations: The model uses JPY xx.xx per USD for calendar 2025. CNY xx.xx and KRW xx.xx per USD are rounded modeling conventions, not the release's exact observations. ([fred.stlouisfed.org](https://fred.stlouisfed.org/series/AEXJPUS/))

12. SEMI - 2018 Global Semiconductor Equipment Sales Jump to Record USD 64.5 Billion

    · Evidence informing the 2017 market-value input; displayed series and growth include calculations: The association's member-billings release reports xx.xx% growth in total test equipment sales in 2018. Its inverse supplies the 2017 historical proxy; it is not a direct observation of the narrower captured market. ([www1.semi.org](https://www1.semi.org/en/2018-global-semiconductor-equipment-sales-jump-record-xx.xx-billion))

    · Evidence informing the 2018 market-value input; displayed series and growth include calculations: The release reports approximately USD xx.xx of total semiconductor-equipment sales in 2018, used only with the 2019 equipment total as a disclosed broad-cycle proxy. ([www1.semi.org](https://www1.semi.org/en/2018-global-semiconductor-equipment-sales-jump-record-xx.xx-billion))

13. SEMI - 2020 Global Semiconductor Equipment Sales Surge 19% to Industry Record USD 71.2 Billion

    · Evidence informing the 2018 market-value input; displayed series and growth include calculations: The release reports 2019 total equipment billings of USD xx.xx. Relative to the published approximate 2018 total, this supplies a broad-equipment downturn proxy, not an observed SoC/memory tester growth rate. ([semi.org](https://www.semi.org/en/news-media-press/semi-press-releases/annual-global-semiconductor-equipment-sales))

    · Evidence informing the 2019 market-value input; displayed series and growth include calculations: Reported 2020 total-test-equipment growth of xx.xx% supplies the inverse bridge into 2019. ([semi.org](https://www.semi.org/en/news-media-press/semi-press-releases/annual-global-semiconductor-equipment-sales))

    · Evidence informing the 2020 market-value input; displayed series and growth include calculations: The association's member-submitted billings dataset reports xx.xx% total-test-equipment growth in 2020, used as a historical demand-cycle proxy. ([semi.org](https://www.semi.org/en/news-media-press/semi-press-releases/annual-global-semiconductor-equipment-sales))

14. SEMI - 2021 Global Semiconductor Equipment Sales Surge 44% to Industry Record USD 102.6 Billion

    · Evidence informing the 2020 market-value input; displayed series and growth include calculations: Reported total-test-equipment sales growth of xx.xx% in 2021 supports the inverse bridge from the 2021 estimate to 2020. ([semi.org](https://www.semi.org/en/news-media-press-releases/semi-press-releases/2021-global-semiconductor-equipment-sales-surge-xx.xx%xx.xx-to-industry-record-%xx.xx-billion-semi-reports))

    · Evidence informing the 2021 market-value input; displayed series and growth include calculations: The xx.xx% test-equipment increase is a member-billings observation for a broader equipment class, not the final market value returned here. ([semi.org](https://www.semi.org/en/news-media-press-releases/semi-press-releases/2021-global-semiconductor-equipment-sales-surge-xx.xx%xx.xx-to-industry-record-%xx.xx-billion-semi-reports))

15. SEMI - Global Semiconductor Equipment Billings Reach Industry Record USD 107.6 Billion in 2022

    · Evidence informing the 2021 market-value input; displayed series and growth include calculations: The release reports a xx.xx% contraction in total-test-equipment billings in 2022, supporting the inverse historical bridge into 2021. ([semi.org](https://www.semi.org/en/news-media-press-releases/semi-press-releases/global-semiconductor-equipment-billings-reach-industry-record-%xx.xx-billion-in-2022-semi-reports))

16. SEMI - Global Semiconductor Equipment Billings Slip to USD 106.3 Billion in 2023
· Evidence informing the 2023 market-value input; displayed series and growth include calculations: The xx.xx% broader test-equipment decline supplies a historical-cycle constraint and one small-supplier backcast assumption, not the target-market level.
([semi.org](https://www.semi.org/en/news-media-press-releases/semi-press-releases/global-semiconductor-equipment-billings-slip-to-%xx.xx-billion-in-2023-semi-reports))
17. SEMI - Global Semiconductor Equipment Billings Surged to USD 117 Billion in 2024
· Evidence informing the 2024 market-value input; displayed series and growth include calculations: Realized total-test-equipment billings increased xx.xx% in 2024. This independently checks the direction and approximate magnitude of the modeled target-market recovery without substituting the broader category for this market.
([semi.org](https://www.semi.org/en/semi-press-release/global-semiconductor-equipment-billings-surged-to-xx.xx-billion-dollars-in-2024-semi-reports))
18. SEMI - Global Semiconductor Equipment Billings Reached USD 135 Billion in 2025
· Evidence informing the 2025 market-value input; displayed series and growth include calculations: The association reports realized total-test-equipment billings growth of xx.xx% in 2025. The modeled target-market increase of approximately xx.xx% is directionally consistent; differing product boundaries prevent an exact reconciliation.
([semi.org](https://www.semi.org/en/SEMI-Reports-Global-Semiconductor-Equipment-Billings-Reached-xx.xx-Billion-in-2025))

19. Advantest - Annual Securities Report and Business Report for the Year Ended March 31, 2026

- Evidence informing the 2025 market-value input; displayed series and growth include calculations: Note xx.xx identifies customer operating leases of semiconductor test systems and JPY xx.xx of future payments receivable at March xx.xx 2025. This establishes a small supplier-specific leasing activity, not annual global leasing revenue. ([advantest.com](https://www.advantest.com/document/en/investors/ir-library/report/IR_SecuritiesandBusinesReport_84th_en.pdf))
- Evidence informing the 2026 market-value input; displayed series and growth include calculations: Future customer lease payments receivable were JPY xx.xx at March xx.xx 2026; disclosed terms were one to three years and noncancelable. These figures qualify any assumption that OEM leasing is necessarily large or offers flexible exit. ([advantest.com](https://www.advantest.com/document/en/investors/ir-library/report/IR_SecuritiesandBusinesReport_84th_en.pdf))
- Evidence informing base-year allocation inputs; displayed values and growth are calculated: Named NVIDIA-group customer receipts constrain direct fabless purchasing; fiscal/calendar and eligible-equipment attribution remain modeled.
- Evidence informing forecast-year allocation inputs; displayed values and growth are calculated: Named NVIDIA-group customer receipts constrain direct fabless purchasing; fiscal/calendar and eligible-equipment attribution remain modeled.
- Evidence informing base-year allocation inputs; displayed values and growth are calculated: Named TSMC customer receipts anchor the foundry purchasing model; other suppliers and foundries require explicit coverage assumptions.
- Evidence informing forecast-year allocation inputs; displayed values and growth are calculated: Named TSMC customer receipts anchor the foundry purchasing model; other suppliers and foundries require explicit coverage assumptions.
- Evidence informing base-year allocation inputs; displayed values and growth are calculated: The equipment-revenue policy recognizes product revenue when control transfers on contractual delivery or acceptance, supporting the purchase classification rather than service-revenue attribution. ([advantest.com](https://www.advantest.com/document/en/investors/ir-library/report/IR_SecuritiesandBusinesReport_84th_en.pdf))
- Evidence informing forecast-year allocation inputs; displayed values and growth are calculated: The equipment-revenue policy recognizes product revenue when control transfers on contractual delivery or acceptance, supporting the purchase classification rather than service-revenue attribution. ([advantest.com](https://www.advantest.com/document/en/investors/ir-library/report/IR_SecuritiesandBusinesReport_84th_en.pdf))
- Evidence informing base-year allocation inputs; displayed values and growth are calculated: Note xx.xx discloses customer operating leases, one-to-three-year noncancelable terms, and remaining payments of JPY xx.xx and JPY xx.xx at March xx.xx 2025 and March xx.xx 2026. These constrain contractual and adoption assumptions, not annual global leasing revenue or the final forecast share. ([advantest.com](https://www.advantest.com/document/en/investors/ir-library/report/IR_SecuritiesandBusinesReport_84th_en.pdf))
- Evidence informing forecast-year allocation inputs; displayed values and growth are calculated: Note xx.xx discloses customer operating leases, one-to-three-year noncancelable terms, and remaining payments of JPY xx.xx and JPY xx.xx at March xx.xx 2025 and March xx.xx 2026. These constrain contractual and adoption assumptions, not annual global leasing revenue or the final forecast share. ([advantest.com](https://www.advantest.com/document/en/investors/ir-library/report/IR_SecuritiesandBusinesReport_84th_en.pdf))
- Evidence informing base-year allocation inputs; displayed values and growth are calculated: Wholly owned regional test-system sales subsidiaries establish consolidated manufacturer selling, while customer operating leases establish an OEM leasing route; both support the contractual-role allocation premise. ([advantest.com](https://www.advantest.com/document/en/investors/ir-library/report/IR_SecuritiesandBusinesReport_84th_en.pdf))
- Evidence informing forecast-year allocation inputs; displayed values and growth are calculated: Wholly owned regional test-system sales subsidiaries establish consolidated manufacturer selling, while customer operating leases establish an OEM leasing route; both support the contractual-role allocation premise. ([advantest.com](https://www.advantest.com/document/en/investors/ir-library/report/IR_SecuritiesandBusinesReport_84th_en.pdf))
- Evidence informing base-year allocation inputs; displayed values and growth are calculated: Future customer lease payments of JPY xx.xx at March xx.xx 2025 and JPY xx.xx at March xx.xx 2026 are supplier-specific receivables, not annual global merchant lease revenue; they limit rather than verify the leasing assumptions. ([advantest.com](https://www.advantest.com/document/en/investors/ir-library/report/IR_SecuritiesandBusinesReport_84th_en.pdf))

20. Amkor Technology, Inc. - Form 10-K for the Year Ended December 31, 2025

- Evidence informing the 2025 market-value input; displayed series and growth include calculations: Amkor reports 2025 capital expenditures of USD xx.xx versus USD xx.xx in 2024, covering packaging, testing and facilities. The amount is a buyer-spending constraint, not tester-only spending. ([sec.gov](https://www.sec.gov/Archives/edgar/data/xx.xx/xx.xx/amkr-xx.xx.htm))
- Evidence informing the 2026 market-value input; displayed series and growth include calculations: The filing's USD xx.xx-xx.xx 2026 capital-expenditure expectation is primarily increased by Arizona construction. It cannot be treated as an equivalent tester award or annual tester-market increment. ([sec.gov](https://www.sec.gov/Archives/edgar/data/xx.xx/xx.xx/amkr-xx.xx.htm))
- Evidence informing the 2028 market-value input; displayed series and growth include calculations: Standardized tester investment, customer-consigned equipment and equipment-redeployment risks qualify the conversion from announced capacity projects to incremental tester purchases. No project investment is added directly to the 2028 forecast. ([sec.gov](https://www.sec.gov/Archives/edgar/data/xx.xx/xx.xx/amkr-xx.xx.htm))
- Evidence informing the 2029 market-value input; displayed series and growth include calculations: The buyer's broad spending and commitment disclosures support retaining procurement-conversion and reuse uncertainty rather than equating project completion with tester sales. ([sec.gov](https://www.sec.gov/Archives/edgar/data/xx.xx/xx.xx/amkr-xx.xx.htm))
- Evidence informing base-year allocation inputs; displayed values and growth are calculated: The test-equipment accounting-life extension from five to seven years constrains the annualized production denominator against which engineering purchasing is compared. ([sec.gov](https://www.sec.gov/Archives/edgar/data/xx.xx/xx.xx/amkr-xx.xx.htm))
- Evidence informing forecast-year allocation inputs; displayed values and growth are calculated: The test-equipment accounting-life extension from five to seven years constrains the annualized production denominator against which engineering purchasing is compared. ([sec.gov](https://www.sec.gov/Archives/edgar/data/xx.xx/xx.xx/amkr-xx.xx.htm))
- Evidence informing base-year allocation inputs; displayed values and growth are calculated: Seven-year test-equipment accounting life anchors the selected purchasing-frequency proxy; broad capital expenditure is not treated as tester-only spending. ([sec.gov](https://www.sec.gov/Archives/edgar/data/xx.xx/xx.xx/amkr-xx.xx.htm))
- Evidence informing forecast-year allocation inputs; displayed values and growth are calculated: Seven-year test-equipment accounting life anchors the selected purchasing-frequency proxy; broad capital expenditure is not treated as tester-only spending. ([sec.gov](https://www.sec.gov/Archives/edgar/data/xx.xx/xx.xx/amkr-xx.xx.htm))
- Evidence informing base-year allocation inputs; displayed values and growth are calculated: Standardized platforms and customer-consigned testers qualify ownership and reuse attribution; these conditions do not establish accepted joint-purpose deployment. ([sec.gov](https://www.sec.gov/Archives/edgar/data/xx.xx/xx.xx/amkr-xx.xx.htm))
- Evidence informing forecast-year allocation inputs; displayed values and growth are calculated: Standardized platforms and customer-consigned testers qualify ownership and reuse attribution; these conditions do not establish accepted joint-purpose deployment. ([sec.gov](https://www.sec.gov/Archives/edgar/data/xx.xx/xx.xx/amkr-xx.xx.htm))
- Evidence informing base-year allocation inputs; displayed values and growth are calculated: The buyer reports approximately xx.xx% Computing sales and standardized tester investment, providing a representativeness and reuse check, not equipment-market weights. ([sec.gov](https://www.sec.gov/Archives/edgar/data/xx.xx/xx.xx/amkr-xx.xx.htm))
- Evidence informing forecast-year allocation inputs; displayed values and growth are calculated: The buyer reports approximately xx.xx% Computing sales and standardized tester investment, providing a representativeness and reuse check, not equipment-market weights. ([sec.gov](https://www.sec.gov/Archives/edgar/data/xx.xx/xx.xx/amkr-xx.xx.htm))
- Evidence informing base-year allocation inputs; displayed values and growth are calculated: Approximately xx.xx% Communications sales and customer-consigned equipment demonstrate why operator revenue and ownership cannot directly determine tester purchasing shares. ([sec.gov](https://www.sec.gov/Archives/edgar/data/xx.xx/xx.xx/amkr-xx.xx.htm))
- Evidence informing forecast-year allocation inputs; displayed values and growth are calculated: Approximately xx.xx% Communications sales and customer-consigned equipment demonstrate why operator revenue and ownership cannot directly determine tester purchasing shares. ([sec.gov](https://www.sec.gov/Archives/edgar/data/xx.xx/xx.xx/amkr-xx.xx.htm))
- Evidence informing base-year allocation inputs; displayed values and growth are calculated: Approximately xx.xx% Consumer sales provide a buyer-specific countercheck; shared-platform practices do not quantify

21. Amkor - Announces Phase 2 of Arizona Advanced Packaging and Test Campus, September 8, 2026
    - Evidence informing forecast-year allocation inputs; displayed values and growth are calculated: Phase-two construction and completion expectations support delayed procurement conversion, not a 2025 equipment award.
22. NIST - Appendix: The CHIPS Program Office Vision for Success, Two Years Later, January 2025
    - Evidence informing forecast-year allocation inputs; displayed values and growth are calculated: Device-manufacturing and packaging project locations constrain the national expansion opportunity; award ceilings are not tester spending.
23. Teradyne - Magnum 2 Memory Test Solution
    - Evidence informing base-year allocation inputs; displayed values and growth are calculated: Magnum xx.xx lists SRAM applications, establishing a commercial category mapping without supplying a revenue weight.
    - Evidence informing forecast-year allocation inputs; displayed values and growth are calculated: Magnum xx.xx lists SRAM applications, establishing a commercial category mapping without supplying a revenue weight.
    - Evidence informing base-year allocation inputs; displayed values and growth are calculated: DRAM, SRAM, NOR and NAND capability overlaps support mutually exclusive configuration attribution rather than adding advertised capabilities as sales.
    - Evidence informing forecast-year allocation inputs; displayed values and growth are calculated: DRAM, SRAM, NOR and NAND capability overlaps support mutually exclusive configuration attribution rather than adding advertised capabilities as sales.
    - Evidence informing base-year allocation inputs; displayed values and growth are calculated: Low-end SoC and memory applications identify a candidate combined-capability pool; actual joint customer mandates and numerical fractions remain unmeasured.
    - Evidence informing forecast-year allocation inputs; displayed values and growth are calculated: Low-end SoC and memory applications identify a candidate combined-capability pool; actual joint customer mandates and numerical fractions remain unmeasured.
    - Evidence informing base-year allocation inputs; displayed values and growth are calculated: Separately identifies an engineering configuration, supporting purpose classification and the direction of the modeled realization difference, not its exact numerical price ratio. ([teradyne.com](https://www.teradyne.com/products/magnum-xx.xx/))
    - Evidence informing forecast-year allocation inputs; displayed values and growth are calculated: Separately identifies an engineering configuration, supporting purpose classification and the direction of the modeled realization difference, not its exact numerical price ratio. ([teradyne.com](https://www.teradyne.com/products/magnum-xx.xx/))
    - Evidence informing base-year allocation inputs; displayed values and growth are calculated: Separately identifies production configurations, supporting production-purpose attribution rather than classification from family-wide capability alone. ([teradyne.com](https://www.teradyne.com/products/magnum-xx.xx/))
    - Evidence informing forecast-year allocation inputs; displayed values and growth are calculated: Separately identifies production configurations, supporting production-purpose attribution rather than classification from family-wide capability alone. ([teradyne.com](https://www.teradyne.com/products/magnum-xx.xx/))
    - Evidence informing base-year allocation inputs; displayed values and growth are calculated: Engineering programs can transfer to production versions; this supports conditional continuity but does not measure joint-purpose purchases or the forecast adoption multiplier. ([teradyne.com](https://www.teradyne.com/products/magnum-xx.xx/))
    - Evidence informing forecast-year allocation inputs; displayed values and growth are calculated: Engineering programs can transfer to production versions; this supports conditional continuity but does not measure joint-purpose purchases or the forecast adoption multiplier. ([teradyne.com](https://www.teradyne.com/products/magnum-xx.xx/))

24. Advantest - T5835 Memory Test System
    - Evidence informing base-year allocation inputs; displayed values and growth are calculated: T5835 is commercially positioned for both DRAM and NAND, supporting the cross-family classification premise but not the modeled co-primary revenue fraction.
    - Evidence informing forecast-year allocation inputs; displayed values and growth are calculated: T5835 is commercially positioned for both DRAM and NAND, supporting the cross-family classification premise but not the modeled co-primary revenue fraction.
25. Advantest - T5503HS2 Memory Test System
    - Evidence informing base-year allocation inputs; displayed values and growth are calculated: DRAM/HBM product positioning establishes category mapping; the documented installed-T5503 upgrade path supports retaining upgrade-substitution uncertainty rather than assuming universal replacement.
    - Evidence informing forecast-year allocation inputs; displayed values and growth are calculated: DRAM/HBM product positioning establishes category mapping; the documented installed-T5503 upgrade path supports retaining upgrade-substitution uncertainty rather than assuming universal replacement.
26. Advantest will Showcase Latest Memory Test Solutions at Future of Memory and Storage 2024
    - Evidence informing base-year allocation inputs; displayed values and growth are calculated: The August xx.xx 2024 announcement identifies T5835 among promoted memory offerings, establishing pre-base-year commercial positioning without proving customer acceptance or sales mix.
27. Advantest - V93000 SoC Test Systems
    - Evidence informing base-year allocation inputs; displayed values and growth are calculated: Advantest classifies V93000 as a SoC Test System, supporting the commercial mapping of its reported SoC equipment pool without establishing a sales percentage.
    - Evidence informing forecast-year allocation inputs; displayed values and growth are calculated: Advantest classifies V93000 as a SoC Test System, supporting the commercial mapping of its reported SoC equipment pool without establishing a sales percentage.
    - Evidence informing base-year allocation inputs; displayed values and growth are calculated: V93000 documentation identifies reusable programs and interface hardware across generations and supplier-developed SmarTest software. These support the retained-investment condition, not a measured switching rate or forecast share. ([advantest.com](https://www.advantest.com/en/products/semiconductor-test-system/soc/v93000/))
    - Evidence informing forecast-year allocation inputs; displayed values and growth are calculated: V93000 documentation identifies reusable programs and interface hardware across generations and supplier-developed SmarTest software. These support the retained-investment condition, not a measured switching rate or forecast share. ([advantest.com](https://www.advantest.com/en/products/semiconductor-test-system/soc/v93000/))
28. Emerson Electric Co. - Form 10-K for the Year Ended September 30, 2025
    - Evidence informing base-year allocation inputs; displayed values and growth are calculated: Reported Test & Measurement sales of USD xx.xx in FY2025 and USD xx.xx in FY2024 constrain the broad NI revenue proxy, not complete SoC/memory tester revenue. ([ir.emerson.com](https://ir.emerson.com/sec-filings/all-sec-filings/content/xx.xx-xx.xx-xx.xx/emr-xx.xx.htm))
29. Emerson Electric Co. - Form 10-Q for the Quarter Ended December 31, 2025
    - Evidence informing base-year allocation inputs; displayed values and growth are calculated: December-quarter Test & Measurement sales of USD xx.xx versus USD xx.xx supply the approximate calendar bridge. Prior-period segment presentation was reclassified, limiting level comparability. ([sec.gov](https://www.sec.gov/Archives/edgar/data/xx.xx/xx.xx/emr-xx.xx.htm))
30. National Instruments Corporation - 2022 Annual Report
    - Evidence informing base-year allocation inputs; displayed values and growth are calculated: Semiconductor and Electronics represented approximately xx.xx% of NI's 2022 revenue, with approximately half from production test and half from R&D test. These historical mix observations calibrate, but do not verify, the 2025 scoped equipment budget. ([sec.gov](https://www.sec.gov/Archives/edgar/data/xx.xx/xx.xx/ny20006399x3_ars.pdf))

31. Advantest - FY2025 Financial Briefing, April 27, 2026

· Evidence informing base-year allocation inputs; displayed values and growth are calculated: Automotive/industrial/consumer/DDIC represented approximately xx.xx% and xx.xx% of fiscal SoC sales in FY2024 and FY2025, rounded to five-percentage-point increments. These application proportions constrain the mainstream equipment attribution. ([advantest.com](https://www.advantest.com/document/en/investors/ir-library/result/JE_BIZ_260427_slide.pdf))

· Evidence informing forecast-year allocation inputs; displayed values and growth are calculated: Automotive/industrial/consumer/DDIC represented approximately xx.xx% and xx.xx% of fiscal SoC sales in FY2024 and FY2025, rounded to five-percentage-point increments. These application proportions constrain the mainstream equipment attribution. ([advantest.com](https://www.advantest.com/document/en/investors/ir-library/result/JE_BIZ_260427_slide.pdf))

· Evidence informing base-year allocation inputs; displayed values and growth are calculated: Fiscal SoC sales increased from JPY xx.xx to JPY xx.xx, while computing/communications represented approximately xx.xx% of FY2025 SoC sales. This supports differentiated application-growth assumptions, not a directly observed proprietary share or future allocation. ([advantest.com](https://www.advantest.com/document/en/investors/ir-library/result/JE_BIZ_260427_slide.pdf))

· Evidence informing forecast-year allocation inputs; displayed values and growth are calculated: Fiscal SoC sales increased from JPY xx.xx to JPY xx.xx, while computing/communications represented approximately xx.xx% of FY2025 SoC sales. This supports differentiated application-growth assumptions, not a directly observed proprietary share or future allocation. ([advantest.com](https://www.advantest.com/document/en/investors/ir-library/result/JE_BIZ_260427_slide.pdf))

32. Advantest - Annual Report 2005

· Evidence informing base-year allocation inputs; displayed values and growth are calculated: The report identifies T2000's OPENSTAR basis and publicly available specifications developed through the Semiconductor Test Consortium. This supports historical standards classification only; its historical market-share statements are not used. ([www3.advantest.com](https://www3.advantest.com/documents/xx.xx/xx.xx/pdf_investor_AR2005_en.pdf))

· Evidence informing forecast-year allocation inputs; displayed values and growth are calculated: The report identifies T2000's OPENSTAR basis and publicly available specifications developed through the Semiconductor Test Consortium. This supports historical standards classification only; its historical market-share statements are not used. ([www3.advantest.com](https://www3.advantest.com/documents/xx.xx/xx.xx/pdf_investor_AR2005_en.pdf))

33. Advantest - What Is ATE (Automated Test Equipment)? Roles, Systems & Future Outlook

· Evidence informing base-year allocation inputs; displayed values and growth are calculated: Current company positioning identifies T2000 as open architecture and associates it with microcontroller and automotive applications, supporting continuity of the classification premise without measuring sales. ([advantest.com](https://www.advantest.com/en/semiconductor-basics/automated-test-equipment/))

· Evidence informing forecast-year allocation inputs; displayed values and growth are calculated: Current company positioning identifies T2000 as open architecture and associates it with microcontroller and automotive applications, supporting continuity of the classification premise without measuring sales. ([advantest.com](https://www.advantest.com/en/semiconductor-basics/automated-test-equipment/))

· Evidence informing base-year allocation inputs; displayed values and growth are calculated: The company distinguishes V93000's supplier-specific architecture from T2000's open-architecture positioning, supporting platform-level rather than supplier-wide classification. ([advantest.com](https://www.advantest.com/en/semiconductor-basics/automated-test-equipment/))

· Evidence informing forecast-year allocation inputs; displayed values and growth are calculated: The company distinguishes V93000's supplier-specific architecture from T2000's open-architecture positioning, supporting platform-level rather than supplier-wide classification. ([advantest.com](https://www.advantest.com/en/semiconductor-basics/automated-test-equipment/))

34. NI - What Is the Semiconductor Test System (STS)?

· Evidence informing base-year allocation inputs; displayed values and growth are calculated: STS is an integrated PXI-based ATE offering with broad RF, mixed-signal and MEMS positioning. This establishes the architecture and turnkey commercial model while requiring deductions for applications outside the captured SoC/memory boundary. ([ni.com](https://www.ni.com/en/shop/electronic-test-instrumentation/what-is-the-semiconductor-test-system.html))

· Evidence informing forecast-year allocation inputs; displayed values and growth are calculated: STS is an integrated PXI-based ATE offering with broad RF, mixed-signal and MEMS positioning. This establishes the architecture and turnkey commercial model while requiring deductions for applications outside the captured SoC/memory boundary. ([ni.com](https://www.ni.com/en/shop/electronic-test-instrumentation/what-is-the-semiconductor-test-system.html))

35. Marvin Test Solutions - PXIe Semiconductor Test System, TS-960e Series

· Evidence informing base-year allocation inputs; displayed values and growth are calculated: TS-960e is marketed as a complete integrated PXI Express semiconductor system for SoC applications, including proprietary application elements. It establishes commercial category participation, not the modeled smaller-system shipment count or price. ([marvintest.com](https://www.marvintest.com/Product/TS-960e-Series))

36. Emerson Electric Co. - Form 10-Q for the Quarter Ended June 30, 2026

· Evidence informing forecast-year allocation inputs; displayed values and growth are calculated: Nine-month Test & Measurement revenue of USD xx.xx versus USD xx.xx provides the broad growth calibration for the assumed 2026 eligible-equipment increase. Semiconductor and aerospace/defense both contributed, so the disclosure does not isolate open-standard SoC/memory sales. ([ir.emerson.com](https://ir.emerson.com/sec-filings/all-sec-filings/content/xx.xx-xx.xx-xx.xx/emr-xx.xx.htm))

37. PXI Systems Alliance - What Is PXI

· Evidence informing base-year allocation inputs; displayed values and growth are calculated: The association defines PXI as an open modular standard with a multi-vendor ecosystem and distinguishes its building blocks from completed application systems. This supports the governing-architecture boundary, not sales weights. ([pxisa.org](https://pxisa.org/what-is-pxi/))

· Evidence informing forecast-year allocation inputs; displayed values and growth are calculated: The association defines PXI as an open modular standard with a multi-vendor ecosystem and distinguishes its building blocks from completed application systems. This supports the governing-architecture boundary, not sales weights. ([pxisa.org](https://pxisa.org/what-is-pxi/))

38. Test Services - UTAC Group
    - Evidence informing base-year allocation inputs; displayed values and growth are calculated: Reports xx.xx+ test engineers alongside 2,000+ testers, anchoring the engineering-station proxy used in the base model and carried into the forecast; it does not disclose purpose sales shares. ([utacgroup.com](https://utacgroup.com/test-services/))
    - Evidence informing forecast-year allocation inputs; displayed values and growth are calculated: Reports xx.xx+ test engineers alongside 2,000+ testers, anchoring the engineering-station proxy used in the base model and carried into the forecast; it does not disclose purpose sales shares. ([utacgroup.com](https://utacgroup.com/test-services/))
    - Evidence informing base-year allocation inputs; displayed values and growth are calculated: The 2,000+ tester fleet provides an operator-stock benchmark that is converted to annual value only through the disclosed purchasing-frequency assumptions. ([utacgroup.com](https://utacgroup.com/test-services/))
    - Evidence informing forecast-year allocation inputs; displayed values and growth are calculated: The 2,000+ tester fleet provides an operator-stock benchmark that is converted to annual value only through the disclosed purchasing-frequency assumptions. ([utacgroup.com](https://utacgroup.com/test-services/))
    - Evidence informing base-year allocation inputs; displayed values and growth are calculated: Advertises engineering services and production testing within the same business, supporting commercial coexistence but not the assumed accepted joint-purpose percentage or future adoption. ([utacgroup.com](https://utacgroup.com/test-services/))
    - Evidence informing forecast-year allocation inputs; displayed values and growth are calculated: Advertises engineering services and production testing within the same business, supporting commercial coexistence but not the assumed accepted joint-purpose percentage or future adoption. ([utacgroup.com](https://utacgroup.com/test-services/))
39. Efforts to Provide Value Through Business - Advantest
    - Evidence informing base-year allocation inputs; displayed values and growth are calculated: States typical customer equipment use of xx.xx-xx.xx years, providing a longer-use sensitivity for the stock-to-purchasing-value bridge rather than a measured engineering share. ([advantest.com](https://www.advantest.com/en/about/sustainability/society/responding-product-liability/))
    - Evidence informing base-year allocation inputs; displayed values and growth are calculated: The xx.xx-xx.xx-year use period constrains replacement assumptions and is distinguished from the buyer accounting-life proxy used in the working model. ([advantest.com](https://www.advantest.com/en/about/sustainability/society/responding-product-liability/))
40. A New Approach for IC Test - Leveraging the Strength of the PXI Platform - NI
    - Evidence informing base-year allocation inputs; displayed values and growth are calculated: Describes scalable characterization and production configurations and the commercial constraints of traditional laboratory ATE, supporting a distinct engineering purchasing model. ([ni.com](https://www.ni.com/en/shop/electronic-test-instrumentation/what-is-the-semiconductor-test-system/a-new-approach-for-ic-test---leveraging-the-strength-of-the-pxi-.html))
    - Evidence informing forecast-year allocation inputs; displayed values and growth are calculated: Describes scalable characterization and production configurations and the commercial constraints of traditional laboratory ATE, supporting a distinct engineering purchasing model. ([ni.com](https://www.ni.com/en/shop/electronic-test-instrumentation/what-is-the-semiconductor-test-system/a-new-approach-for-ic-test---leveraging-the-strength-of-the-pxi-.html))
    - Evidence informing base-year allocation inputs; displayed values and growth are calculated: Shared hardware and software support a continuity scenario, but the record provides neither accepted joint-deployment revenue nor future penetration; both remain explicit assumptions. ([ni.com](https://www.ni.com/en/shop/electronic-test-instrumentation/what-is-the-semiconductor-test-system/a-new-approach-for-ic-test---leveraging-the-strength-of-the-pxi-.html))
    - Evidence informing forecast-year allocation inputs; displayed values and growth are calculated: Shared hardware and software support a continuity scenario, but the record provides neither accepted joint-deployment revenue nor future penetration; both remain explicit assumptions. ([ni.com](https://www.ni.com/en/shop/electronic-test-instrumentation/what-is-the-semiconductor-test-system/a-new-approach-for-ic-test---leveraging-the-strength-of-the-pxi-.html))

41. Teradyne - 2025 Annual Report to Shareholders
    - Evidence informing base-year allocation inputs; displayed values and growth are calculated: The USD xx.xx Compute application weight anchors the scoped Computing allocation. ([investors.teradyne.com](https://investors.teradyne.com/sec-filings/all-sec-filings/content/xx.xx-xx.xx-xx.xx/xx.xx-xx.xx-xx.xx.pdf))
    - Evidence informing base-year allocation inputs; displayed values and growth are calculated: The USD xx.xx Mobility weight and networking exposure support the modeled Communications bridge. ([investors.teradyne.com](https://investors.teradyne.com/sec-filings/all-sec-filings/content/xx.xx-xx.xx-xx.xx/xx.xx-xx.xx-xx.xx.pdf))
    - Evidence informing base-year allocation inputs; displayed values and growth are calculated: Published application buckets constrain the budget, but the consumer carve-out is an explicit attribution assumption. ([investors.teradyne.com](https://investors.teradyne.com/sec-filings/all-sec-filings/content/xx.xx-xx.xx-xx.xx/xx.xx-xx.xx-xx.xx.pdf))
    - Evidence informing base-year allocation inputs; displayed values and growth are calculated: USD xx.xx Auto-Industrial revenue supplies the pre-exclusion pool, not an observed Automotive subtotal. ([investors.teradyne.com](https://investors.teradyne.com/sec-filings/all-sec-filings/content/xx.xx-xx.xx-xx.xx/xx.xx-xx.xx-xx.xx.pdf))
    - Evidence informing base-year allocation inputs; displayed values and growth are calculated: The shared Auto-Industrial pool constrains Industrial Electronics after scope and end-use adjustments. ([investors.teradyne.com](https://investors.teradyne.com/sec-filings/all-sec-filings/content/xx.xx-xx.xx-xx.xx/xx.xx-xx.xx-xx.xx.pdf))
    - Evidence informing base-year allocation inputs; displayed values and growth are calculated: The application budget constrains the modeled specialized tail; separate Product Test defense revenue is excluded. ([investors.teradyne.com](https://investors.teradyne.com/sec-filings/all-sec-filings/content/xx.xx-xx.xx-xx.xx/xx.xx-xx.xx-xx.xx.pdf))
42. TSMC - 2025 Form 20-F
    - Evidence informing base-year allocation inputs; displayed values and growth are calculated: 2025 HPC revenue of NT$xx.xx anchors the adjusted logic-demand proxy; networking is separated by assumption. ([investor.tsmc.com](https://investor.tsmc.com/sites/ir/sec-filings/2025_20F%20Report.pdf))
    - Evidence informing base-year allocation inputs; displayed values and growth are calculated: Smartphone revenue of NT$xx.xx and networking within HPC constrain Communications, with an explicit equipment-intensity bridge. ([investor.tsmc.com](https://investor.tsmc.com/sites/ir/sec-filings/2025_20F%20Report.pdf))
43. Micron Technology - Form 10-K for the Year Ended August 28, 2025
    - Evidence informing base-year allocation inputs; displayed values and growth are calculated: Cloud, data-center and client business revenues constrain Computing's memory-equipment proxy, not equipment receipts directly. ([s25.q4cdn.com](https://s25.q4cdn.com/xx.xx/files/doc_financials/2025/ar/2025-Form-xx.xx-K.pdf))
    - Evidence informing base-year allocation inputs; displayed values and growth are calculated: Mobile/client and data-center revenues provide the economic pool for modeled mobile and networking attribution. ([s25.q4cdn.com](https://s25.q4cdn.com/xx.xx/files/doc_financials/2025/ar/2025-Form-xx.xx-K.pdf))
    - Evidence informing base-year allocation inputs; displayed values and growth are calculated: USD xx.xx Automotive and Embedded revenue constrains the modeled consumer-memory tail. ([s25.q4cdn.com](https://s25.q4cdn.com/xx.xx/files/doc_financials/2025/ar/2025-Form-xx.xx-K.pdf))
    - Evidence informing base-year allocation inputs; displayed values and growth are calculated: The embedded business supplies a bounded activity proxy requiring scope, realization and end-use adjustments. ([s25.q4cdn.com](https://s25.q4cdn.com/xx.xx/files/doc_financials/2025/ar/2025-Form-xx.xx-K.pdf))
    - Evidence informing base-year allocation inputs; displayed values and growth are calculated: The embedded business constrains Industrial Electronics memory activity; its equipment conversion is assumed. ([s25.q4cdn.com](https://s25.q4cdn.com/xx.xx/files/doc_financials/2025/ar/2025-Form-xx.xx-K.pdf))
    - Evidence informing base-year allocation inputs; displayed values and growth are calculated: The embedded pool bounds the specialized-memory tail; no separate defense revenue is reported. ([s25.q4cdn.com](https://s25.q4cdn.com/xx.xx/files/doc_financials/2025/ar/2025-Form-xx.xx-K.pdf))

44. Semiconductor Industry Association - 2025 Factbook

· Evidence informing base-year allocation inputs; displayed values and growth are calculated: 2024 PC/Computer semiconductor demand of xx.xx% enters only the scope-adjusted secondary-supplier proxy. ([semiconductors.org](https://www.semiconductors.org/wp-content/uploads/2025/xx.xx/2025-SIA-Factbook-FINAL-xx.xx.pdf))

· Evidence informing base-year allocation inputs; displayed values and growth are calculated: 2024 Communications demand of xx.xx% is adjusted for eligible equipment scope before use. ([semiconductors.org](https://www.semiconductors.org/wp-content/uploads/2025/xx.xx/2025-SIA-Factbook-FINAL-xx.xx.pdf))

· Evidence informing base-year allocation inputs; displayed values and growth are calculated: Consumer semiconductor demand of xx.xx% anchors the adjusted minor-application weights. ([semiconductors.org](https://www.semiconductors.org/wp-content/uploads/2025/xx.xx/2025-SIA-Factbook-FINAL-xx.xx.pdf))

· Evidence informing base-year allocation inputs; displayed values and growth are calculated: Automotive demand of xx.xx% is reduced for non-SoC exposure in the commercial proxy. ([semiconductors.org](https://www.semiconductors.org/wp-content/uploads/2025/xx.xx/2025-SIA-Factbook-FINAL-xx.xx.pdf))

· Evidence informing base-year allocation inputs; displayed values and growth are calculated: Industrial demand of xx.xx% anchors a scope-adjusted weight, not a tester-equipment share. ([semiconductors.org](https://www.semiconductors.org/wp-content/uploads/2025/xx.xx/2025-SIA-Factbook-FINAL-xx.xx.pdf))

· Evidence informing base-year allocation inputs; displayed values and growth are calculated: Government demand of xx.xx%, including military, constrains the specialized end-use proxy. ([semiconductors.org](https://www.semiconductors.org/wp-content/uploads/2025/xx.xx/2025-SIA-Factbook-FINAL-xx.xx.pdf))

45. WSTS - Semiconductor Market Insights, October 2024

· Evidence informing base-year allocation inputs; displayed values and growth are calculated: The detailed Consumer definition includes entertainment products, household white goods and personal wearables, supporting consistent end-use attribution. ([semiconductors.org](https://www.semiconductors.org/wp-content/uploads/2025/xx.xx/WSTS-Presentation-Subscription-Oct2024.pdf))

· Evidence informing forecast-year allocation inputs; displayed values and growth are calculated: The detailed Consumer definition includes entertainment products, household white goods and personal wearables, supporting consistent end-use attribution. ([semiconductors.org](https://www.semiconductors.org/wp-content/uploads/2025/xx.xx/WSTS-Presentation-Subscription-Oct2024.pdf))

· Evidence informing base-year allocation inputs; displayed values and growth are calculated: Industrial includes professional test, control and measuring equipment, distinguishing it from household consumer equipment. ([semiconductors.org](https://www.semiconductors.org/wp-content/uploads/2025/xx.xx/WSTS-Presentation-Subscription-Oct2024.pdf))

· Evidence informing forecast-year allocation inputs; displayed values and growth are calculated: Industrial includes professional test, control and measuring equipment, distinguishing it from household consumer equipment. ([semiconductors.org](https://www.semiconductors.org/wp-content/uploads/2025/xx.xx/WSTS-Presentation-Subscription-Oct2024.pdf))

· Evidence informing base-year allocation inputs; displayed values and growth are calculated: Government is defined as military and aerospace in the detailed end-use illustration, supporting the retained category mapping. ([semiconductors.org](https://www.semiconductors.org/wp-content/uploads/2025/xx.xx/WSTS-Presentation-Subscription-Oct2024.pdf))

· Evidence informing forecast-year allocation inputs; displayed values and growth are calculated: Government is defined as military and aerospace in the detailed end-use illustration, supporting the retained category mapping. ([semiconductors.org](https://www.semiconductors.org/wp-content/uploads/2025/xx.xx/WSTS-Presentation-Subscription-Oct2024.pdf))

46. NXP Semiconductors - Form 10-K for the Year Ended December 31, 2025

· Evidence informing base-year allocation inputs; displayed values and growth are calculated: 2025 Automotive revenue of USD xx.xx, down xx.xx%, qualifies assumptions of immediate equipment-demand acceleration. ([sec.gov](https://www.sec.gov/Archives/edgar/data/xx.xx/xx.xx/nxpi-xx.xx.htm))

· Evidence informing forecast-year allocation inputs; displayed values and growth are calculated: 2025 Automotive revenue of USD xx.xx, down xx.xx%, qualifies assumptions of immediate equipment-demand acceleration. ([sec.gov](https://www.sec.gov/Archives/edgar/data/xx.xx/xx.xx/nxpi-xx.xx.htm))

· Evidence informing base-year allocation inputs; displayed values and growth are calculated: Industrial & IoT revenue of USD xx.xx increased xx.xx%, constraining the near-term recovery assumption rather than measuring tester sales. ([sec.gov](https://www.sec.gov/Archives/edgar/data/xx.xx/xx.xx/nxpi-xx.xx.htm))

· Evidence informing forecast-year allocation inputs; displayed values and growth are calculated: Industrial & IoT revenue of USD xx.xx increased xx.xx%, constraining the near-term recovery assumption rather than measuring tester sales. ([sec.gov](https://www.sec.gov/Archives/edgar/data/xx.xx/xx.xx/nxpi-xx.xx.htm))

47. NXP Semiconductors - Product Longevity
    - Evidence informing forecast-year allocation inputs; displayed values and growth are calculated: Participating products have minimum xx.xx- or xx.xx-year longevity periods; these do not establish tester replacement or support periods.
    ([nxp.com](https://www.nxp.com/products/nxp-product-information/nxp-product-programs/product-longevity%3APRDCT_LONGEVITY_HM))
    - Evidence informing forecast-year allocation inputs; displayed values and growth are calculated: The disclosed longevity condition supports retaining lifecycle uncertainty rather than inferring automatic recurring equipment purchases.
    ([nxp.com](https://www.nxp.com/products/nxp-product-information/nxp-product-programs/product-longevity%3APRDCT_LONGEVITY_HM))
48. DLA ASSIST-QuickSearch - MIL-PRF-38535 Document Details
    - Evidence informing base-year allocation inputs; displayed values and growth are calculated: The official record concerns covered microcircuits and manufacturer qualification, not tester-brand approval or equipment awards; no qualification-derived revenue premium is assumed.
    ([quicksearch.dla.mil](https://quicksearch.dla.mil/qsDocDetails.aspx?ident_number=xx.xx))
    - Evidence informing forecast-year allocation inputs; displayed values and growth are calculated: The official record concerns covered microcircuits and manufacturer qualification, not tester-brand approval or equipment awards; no qualification-derived revenue premium is assumed.
    ([quicksearch.dla.mil](https://quicksearch.dla.mil/qsDocDetails.aspx?ident_number=xx.xx))
49. ASE Technology Holding - Fourth Quarter and Full Year 2025 Financial Results, Form 6-K, February 5, 2026
    - Evidence informing base-year allocation inputs; displayed values and growth are calculated: ASE reports USD xx.xx of 2025 testing-equipment capital expenditure, a monetary purchasing anchor before complete-tester scope deductions.
    - Evidence informing forecast-year allocation inputs; displayed values and growth are calculated: ASE reports USD xx.xx of 2025 testing-equipment capital expenditure, a monetary purchasing anchor before complete-tester scope deductions.
50. ChipMOS - FY2025 and Fourth Quarter 2025 Investor Presentation
    - Evidence informing base-year allocation inputs; displayed values and growth are calculated: The presentation reports TWD xx.xx of 2025 capital expenditure and a xx.xx% testing allocation; currency and complete-tester attribution are modeled bridges.
    - Evidence informing forecast-year allocation inputs; displayed values and growth are calculated: The presentation reports TWD xx.xx of 2025 capital expenditure and a xx.xx% testing allocation; currency and complete-tester attribution are modeled bridges.
51. Alchip - Advanced Testing Services
    - Evidence informing base-year allocation inputs; displayed values and growth are calculated: Alchip identifies an owned V93K hosted at a test house. This supports category and ownership attribution, not annual purchase quantities, prices or the forecast.
    - Evidence informing forecast-year allocation inputs; displayed values and growth are calculated: Alchip identifies an owned V93K hosted at a test house. This supports category and ownership attribution, not annual purchase quantities, prices or the forecast.
52. University of Utah Nanofab - Verigy Tester
    - Evidence informing base-year allocation inputs; displayed values and growth are calculated: The university lists a V93000 SoC platform and access arrangement. This establishes an institutional equipment category, not a 2025 purchase or future procurement.
    - Evidence informing forecast-year allocation inputs; displayed values and growth are calculated: The university lists a V93000 SoC platform and access arrangement. This establishes an institutional equipment category, not a 2025 purchase or future procurement.

53. TEAM A.T.E. - Services

- Evidence informing base-year allocation inputs; displayed values and growth are calculated: The company describes pre-owned purchases and sales across SoC and memory ATE, supporting inclusion of eligible secondary-market purchases. Its undated offering page supplies category evidence, not 2025 transaction value. ([team-ate.com](https://www.team-ate.com/services))
- Evidence informing forecast-year allocation inputs; displayed values and growth are calculated: The company describes pre-owned purchases and sales across SoC and memory ATE, supporting inclusion of eligible secondary-market purchases. Its undated offering page supplies category evidence, not 2025 transaction value. ([team-ate.com](https://www.team-ate.com/services))
- Evidence informing base-year allocation inputs; displayed values and growth are calculated: System rentals, rent-to-own arrangements and leases establish a third-party equipment-access route. The stated field-service limitation qualifies universal availability; neither the offering nor its category list supplies numerical leasing weights. ([team-ate.com](https://www.team-ate.com/services))
- Evidence informing forecast-year allocation inputs; displayed values and growth are calculated: System rentals, rent-to-own arrangements and leases establish a third-party equipment-access route. The stated field-service limitation qualifies universal availability; neither the offering nor its category list supplies numerical leasing weights. ([team-ate.com](https://www.team-ate.com/services))
- Evidence informing base-year allocation inputs; displayed values and growth are calculated: The company distinguishes its representation activities from inventory-based equipment transactions, supporting role-specific classification rather than assigning every represented OEM transaction to resale. ([team-ate.com](https://www.team-ate.com/services))
- Evidence informing forecast-year allocation inputs; displayed values and growth are calculated: The company distinguishes its representation activities from inventory-based equipment transactions, supporting role-specific classification rather than assigning every represented OEM transaction to resale. ([team-ate.com](https://www.team-ate.com/services))
- Evidence informing base-year allocation inputs; displayed values and growth are calculated: Purchasing surplus equipment for inventory, SoC/memory equipment offerings and rental/lease arrangements establish merchant commercial routes. The absence of a worldwide field-service organization qualifies support assumptions but supplies no revenue weight. ([team-ate.com](https://www.team-ate.com/services))
- Evidence informing forecast-year allocation inputs; displayed values and growth are calculated: Purchasing surplus equipment for inventory, SoC/memory equipment offerings and rental/lease arrangements establish merchant commercial routes. The absence of a worldwide field-service organization qualifies support assumptions but supplies no revenue weight. ([team-ate.com](https://www.team-ate.com/services))

54. Advantest Pre-Owned Solutions - Business

· Evidence informing base-year allocation inputs; displayed values and growth are calculated: The OEM's pre-owned business includes equipment resale, license switching, installation and maintenance support. This supports the purchase boundary beyond new equipment, without establishing resale revenue or a future share. ([advantest.com](https://www.advantest.com/en/customer-services/apo/business/))

· Evidence informing forecast-year allocation inputs; displayed values and growth are calculated: The OEM's pre-owned business includes equipment resale, license switching, installation and maintenance support. This supports the purchase boundary beyond new equipment, without establishing resale revenue or a future share. ([advantest.com](https://www.advantest.com/en/customer-services/apo/business/))

· Evidence informing base-year allocation inputs; displayed values and growth are calculated: OEM-managed pre-owned transactions include license switching, installation and maintenance, supporting direct classification when the consolidated manufacturer is the seller regardless of equipment age. ([advantest.com](https://www.advantest.com/en/customer-services/apo/business/))

· Evidence informing forecast-year allocation inputs; displayed values and growth are calculated: OEM-managed pre-owned transactions include license switching, installation and maintenance, supporting direct classification when the consolidated manufacturer is the seller regardless of equipment age. ([advantest.com](https://www.advantest.com/en/customer-services/apo/business/))

· Evidence informing base-year allocation inputs; displayed values and growth are calculated: The OEM-managed resale alternative qualifies an assumption that all pre-owned equipment passes through independent resellers and provides a commercial counterforce to merchant growth, without measuring its magnitude. ([advantest.com](https://www.advantest.com/en/customer-services/apo/business/))

· Evidence informing forecast-year allocation inputs; displayed values and growth are calculated: The OEM-managed resale alternative qualifies an assumption that all pre-owned equipment passes through independent resellers and provides a commercial counterforce to merchant growth, without measuring its magnitude. ([advantest.com](https://www.advantest.com/en/customer-services/apo/business/))

55. IFRS Foundation - IFRIC Update March 2023: Definition of a Lease-Substitution Rights

· Evidence informing base-year allocation inputs; displayed values and growth are calculated: The identified-asset, control and substantive-substitution criteria support distinguishing equipment leasing from outsourced testing services. This is a classification premise for both anchors, not evidence of market prevalence. ([ifrs.org](https://www.ifrs.org/news-and-events/updates/ifric/2023/ifric-update-march-2023/))

· Evidence informing forecast-year allocation inputs; displayed values and growth are calculated: The identified-asset, control and substantive-substitution criteria support distinguishing equipment leasing from outsourced testing services. This is a classification premise for both anchors, not evidence of market prevalence. ([ifrs.org](https://www.ifrs.org/news-and-events/updates/ifric/2023/ifric-update-march-2023/))

56. Spirox Corporation - 2025 Annual Report

- Evidence informing base-year allocation inputs; displayed values and growth are calculated: Consolidated revenue decreased from NTD xx.xx in 2024 to NTD xx.xx in 2025, providing a mixed-product intermediary countercheck to uniform channel growth rather than a global allocation weight. ([file.spirox.com.tw](https://file.spirox.com.tw/Annual%20Reports/2025/xx.xx%E5%B9%B4%E5%BA%A6%E5%B9%B4%E5%A0%B1%xx.xx%E8%8B%B1%E6%xx.xx%xx.xx%xx.xx.pdf))
- Evidence informing forecast-year allocation inputs; displayed values and growth are calculated: Consolidated revenue decreased from NTD xx.xx in 2024 to NTD xx.xx in 2025, providing a mixed-product intermediary countercheck to uniform channel growth rather than a global allocation weight. ([file.spirox.com.tw](https://file.spirox.com.tw/Annual%20Reports/2025/xx.xx%E5%B9%B4%E5%BA%A6%E5%B9%B4%E5%A0%B1%xx.xx%E8%8B%B1%E6%xx.xx%xx.xx%xx.xx.pdf))
- Evidence informing base-year allocation inputs; displayed values and growth are calculated: Semiconductor-equipment revenue was NTD xx.xx in 2025, separately from service and maintenance. Agency/distribution, own products and adjacent equipment prevent attributing the full amount to merchant SoC/memory tester sales. ([file.spirox.com.tw](https://file.spirox.com.tw/Annual%20Reports/2025/xx.xx%E5%B9%B4%E5%BA%A6%E5%B9%B4%E5%A0%B1%xx.xx%E8%8B%B1%E6%xx.xx%xx.xx%xx.xx.pdf))
- Evidence informing forecast-year allocation inputs; displayed values and growth are calculated: Semiconductor-equipment revenue was NTD xx.xx in 2025, separately from service and maintenance. Agency/distribution, own products and adjacent equipment prevent attributing the full amount to merchant SoC/memory tester sales. ([file.spirox.com.tw](https://file.spirox.com.tw/Annual%20Reports/2025/xx.xx%E5%B9%B4%E5%BA%A6%E5%B9%B4%E5%A0%B1%xx.xx%E8%8B%B1%E6%xx.xx%xx.xx%xx.xx.pdf))

57. KYEC (2449) - Q4 2025 Investor Update

- Evidence informing base-year allocation inputs; displayed values and growth are calculated: KYEC reports 2025 wafer-probe revenue at xx.xx%; this is a buyer-activity input requiring the disclosed equipment-value and coverage corrections, not a directly observed tester share.
- Evidence informing forecast-year allocation inputs; displayed values and growth are calculated: KYEC reports 2025 wafer-probe revenue at xx.xx%; this is a buyer-activity input requiring the disclosed equipment-value and coverage corrections, not a directly observed tester share.
- Evidence informing base-year allocation inputs; displayed values and growth are calculated: Reported final-test revenue of xx.xx% supplies the conventional package-test proxy before the assumed exclusion of adjacent activity.
- Evidence informing forecast-year allocation inputs; displayed values and growth are calculated: Reported final-test revenue of xx.xx% supplies the conventional package-test proxy before the assumed exclusion of adjacent activity.
- Evidence informing base-year allocation inputs; displayed values and growth are calculated: The company's xx.xx% data-processing application mix anchors the modeled addressable advanced-SoC purchasing cohort; it does not measure bare-die equipment sales.
- Evidence informing forecast-year allocation inputs; displayed values and growth are calculated: The company's xx.xx% data-processing application mix anchors the modeled addressable advanced-SoC purchasing cohort; it does not measure bare-die equipment sales.
- Evidence informing base-year allocation inputs; displayed values and growth are calculated: The same application-mix input constrains the intermediate-assembly cohort; reported capital expenditure is a broad spending cross-check, not insertion-specific equipment revenue.
- Evidence informing forecast-year allocation inputs; displayed values and growth are calculated: The same application-mix input constrains the intermediate-assembly cohort; reported capital expenditure is a broad spending cross-check, not insertion-specific equipment revenue.

58. Advantest to Showcase Latest Test Solutions at SEMICON Southeast Asia 2025, May 20-22
· Evidence informing base-year allocation inputs; displayed values and growth are calculated: The May xx.xx 2025 announcement identifies a die-level handler linked with a tester for singulated dies, establishing a base-year commercial offering but not its delivered equipment receipts.
· Evidence informing forecast-year allocation inputs; displayed values and growth are calculated: The May xx.xx 2025 announcement identifies a die-level handler linked with a tester for singulated dies, establishing a base-year commercial offering but not its delivered equipment receipts.
· Evidence informing base-year allocation inputs; displayed values and growth are calculated: The same dated offering includes partially assembled dies. Only attributable tester receipts, not the handler value, enter the allocation model.
· Evidence informing forecast-year allocation inputs; displayed values and growth are calculated: The same dated offering includes partially assembled dies. Only attributable tester receipts, not the handler value, enter the allocation model.
59. Teradyne - Second-Quarter 2025 Earnings Call Prepared Remarks, July 30, 2025
· Evidence informing base-year allocation inputs; displayed values and growth are calculated: July xx.xx 2025 prepared remarks report an HBM4 post-stack win and state that the new insertion was not pervasive, qualifying the assumed intermediate-assembly uptake.
· Evidence informing forecast-year allocation inputs; displayed values and growth are calculated: July xx.xx 2025 prepared remarks report an HBM4 post-stack win and state that the new insertion was not pervasive, qualifying the assumed intermediate-assembly uptake.
· Evidence informing base-year allocation inputs; displayed values and growth are calculated: The remarks distinguish new system purchases from upgrades of existing capacity. This supports retaining reuse and incremental-receipt adjustments rather than equating every new deployment opportunity with a full new tester.
· Evidence informing forecast-year allocation inputs; displayed values and growth are calculated: The remarks distinguish new system purchases from upgrades of existing capacity. This supports retaining reuse and incremental-receipt adjustments rather than equating every new deployment opportunity with a full new tester.
60. Teradyne Introduces Integrated Test Solution for AI and Data Center Devices in Collaboration with Tokyo Electron
· Evidence informing forecast-year allocation inputs; displayed values and growth are calculated: The June xx.xx 2026 coordinated singulated-device offering supports commercial availability relevant to the forecast; it does not establish 2025 sales or the modeled 2032 penetration.
· Evidence informing forecast-year allocation inputs; displayed values and growth are calculated: The offering references multiple advanced-packaging points, but this is not evidence that an individual delivery has accepted multi-insertion coverage.
61. Amkor Technology - IC Semiconductor Test Services
· Evidence informing base-year allocation inputs; displayed values and growth are calculated: The company's service description separates wafer probe, testing between assembly steps and final testing, supporting the insertion mapping rather than a sales weight or complete-tester purchase requirement.
· Evidence informing forecast-year allocation inputs; displayed values and growth are calculated: The company's service description separates wafer probe, testing between assembly steps and final testing, supporting the insertion mapping rather than a sales weight or complete-tester purchase requirement.

17.4. Japan

Table 290. Japan SoC & Memory Semiconductor Tester Market Size, 2017-2040 (USD Million)

Country	2017	2024	2025	2026	2027	2032	2040	CAGR (%)
Japan	xx.xx	xx.xx	xx.xx	xx.xx	xx.xx	xx.xx	xx.xx	xx.xx

Table 291. Japan SoC & Memory Semiconductor Tester Market Size, by Tester Type, 2017-2040 (USD Million)

Tester Type	2017	2024	2025	2026	2027	2032	2040	CAGR (%)
Combined SoC & Memory Testers	xx.xx	xx.xx	xx.xx	xx.xx	xx.xx	xx.xx	xx.xx	xx.xx
Memory Testers	xx.xx	xx.xx	xx.xx	xx.xx	xx.xx	xx.xx	xx.xx	xx.xx
SoC Testers	xx.xx	xx.xx	xx.xx	xx.xx	xx.xx	xx.xx	xx.xx	xx.xx
Total	**xx.xx**	**xx.xx**	**xx.xx**	**xx.xx**	**xx.xx**	**xx.xx**	**xx.xx**	**xx.xx**

Table 292. Japan SoC & Memory Semiconductor Tester Market Size, by Memory Testers, 2017-2040 (USD Million)

Memory Testers	2017	2024	2025	2026	2027	2032	2040	CAGR (%)
DRAM Testers	xx.xx	xx.xx	xx.xx	xx.xx	xx.xx	xx.xx	xx.xx	xx.xx
Multi-Family Memory Testers	xx.xx	xx.xx	xx.xx	xx.xx	xx.xx	xx.xx	xx.xx	xx.xx
Nonvolatile Memory Testers	xx.xx	xx.xx	xx.xx	xx.xx	xx.xx	xx.xx	xx.xx	xx.xx
SRAM Testers	xx.xx	xx.xx	xx.xx	xx.xx	xx.xx	xx.xx	xx.xx	xx.xx
Total	**xx.xx**	**xx.xx**	**xx.xx**	**xx.xx**	**xx.xx**	**xx.xx**	**xx.xx**	**xx.xx**

Table 293. Japan SoC & Memory Semiconductor Tester Market Size, by Platform Architecture, 2017-2040 (USD Million)

Platform Architecture	2017	2024	2025	2026	2027	2032	2040	CAGR (%)
Open-Standard ATE Platforms	xx.xx	xx.xx	xx.xx	xx.xx	xx.xx	xx.xx	xx.xx	xx.xx
Proprietary ATE Platforms	xx.xx	xx.xx	xx.xx	xx.xx	xx.xx	xx.xx	xx.xx	xx.xx
Total	**xx.xx**	**xx.xx**	**xx.xx**	**xx.xx**	**xx.xx**	**xx.xx**	**xx.xx**	**xx.xx**

Table 294. Japan SoC & Memory Semiconductor Tester Market Size, by Test Purpose, 2017-2040 (USD Million)

Test Purpose	2017	2024	2025	2026	2027	2032	2040	CAGR (%)
Combined Engineering and Production Testing	xx.xx	xx.xx	xx.xx	xx.xx	xx.xx	xx.xx	xx.xx	xx.xx
Engineering Evaluation and Characterization	xx.xx	xx.xx	xx.xx	xx.xx	xx.xx	xx.xx	xx.xx	xx.xx
Production Testing	xx.xx	xx.xx	xx.xx	xx.xx	xx.xx	xx.xx	xx.xx	xx.xx
Total	**xx.xx**	**xx.xx**	**xx.xx**	**xx.xx**	**xx.xx**	**xx.xx**	**xx.xx**	**xx.xx**

Table 295. Japan SoC & Memory Semiconductor Tester Market Size, by Semiconductor End Market, 2017-2040 (USD Million)

Semiconductor End Market	2017	2024	2025	2026	2027	2032	2040	CAGR (%)
Aerospace and Defense	xx.xx	xx.xx	xx.xx	xx.xx	xx.xx	xx.xx	xx.xx	xx.xx
Automotive	xx.xx	xx.xx	xx.xx	xx.xx	xx.xx	xx.xx	xx.xx	xx.xx
Communications	xx.xx	xx.xx	xx.xx	xx.xx	xx.xx	xx.xx	xx.xx	xx.xx
Computing	xx.xx	xx.xx	xx.xx	xx.xx	xx.xx	xx.xx	xx.xx	xx.xx
Consumer Electronics	xx.xx	xx.xx	xx.xx	xx.xx	xx.xx	xx.xx	xx.xx	xx.xx
Industrial Electronics	xx.xx	xx.xx	xx.xx	xx.xx	xx.xx	xx.xx	xx.xx	xx.xx
Total	**xx.xx**	**xx.xx**	**xx.xx**	**xx.xx**	**xx.xx**	**xx.xx**	**xx.xx**	**xx.xx**

Table 296. Japan SoC & Memory Semiconductor Tester Market Size, by Buyer Type, 2017-2040 (USD Million)

Buyer Type	2017	2024	2025	2026	2027	2032	2040	CAGR (%)
Fabless Semiconductor Companies	xx.xx	xx.xx	xx.xx	xx.xx	xx.xx	xx.xx	xx.xx	xx.xx
Integrated Device Manufacturers	xx.xx	xx.xx	xx.xx	xx.xx	xx.xx	xx.xx	xx.xx	xx.xx
Outsourced Assembly and Test Providers	xx.xx	xx.xx	xx.xx	xx.xx	xx.xx	xx.xx	xx.xx	xx.xx
Research and Academic Institutions	xx.xx	xx.xx	xx.xx	xx.xx	xx.xx	xx.xx	xx.xx	xx.xx
Semiconductor Design and IP Service Providers	xx.xx	xx.xx	xx.xx	xx.xx	xx.xx	xx.xx	xx.xx	xx.xx
Semiconductor Foundries	xx.xx	xx.xx	xx.xx	xx.xx	xx.xx	xx.xx	xx.xx	xx.xx
System Companies	xx.xx	xx.xx	xx.xx	xx.xx	xx.xx	xx.xx	xx.xx	xx.xx
Total	**xx.xx**	**xx.xx**	**xx.xx**	**xx.xx**	**xx.xx**	**xx.xx**	**xx.xx**	**xx.xx**

Table 297. Japan SoC & Memory Semiconductor Tester Market Size, by Acquisition Model, 2017-2040 (USD Million)

Acquisition Model	2017	2024	2025	2026	2027	2032	2040	CAGR (%)
Equipment Leasing	xx.xx	xx.xx	xx.xx	xx.xx	xx.xx	xx.xx	xx.xx	xx.xx
Equipment Purchase	xx.xx	xx.xx	xx.xx	xx.xx	xx.xx	xx.xx	xx.xx	xx.xx
Total	**xx.xx**	**xx.xx**	**xx.xx**	**xx.xx**	**xx.xx**	**xx.xx**	**xx.xx**	**xx.xx**

Table 298. Japan SoC & Memory Semiconductor Tester Market Size, by Sales Channel, 2017-2040 (USD Million)

Sales Channel	2017	2024	2025	2026	2027	2032	2040	CAGR (%)
Direct Sales	xx.xx	xx.xx	xx.xx	xx.xx	xx.xx	xx.xx	xx.xx	xx.xx
Distributor and Reseller Sales	xx.xx	xx.xx	xx.xx	xx.xx	xx.xx	xx.xx	xx.xx	xx.xx
Total	**xx.xx**	**xx.xx**	**xx.xx**	**xx.xx**	**xx.xx**	**xx.xx**	**xx.xx**	**xx.xx**

Table 299. Japan SoC & Memory Semiconductor Tester Market Size, by Test Insertion, 2017-2040 (USD Million)

Test Insertion	2017	2024	2025	2026	2027	2032	2040	CAGR (%)
In-Process Assembly Test	xx.xx	xx.xx	xx.xx	xx.xx	xx.xx	xx.xx	xx.xx	xx.xx
Multi-Insertion Test	xx.xx	xx.xx	xx.xx	xx.xx	xx.xx	xx.xx	xx.xx	xx.xx
Packaged-Device Test	xx.xx	xx.xx	xx.xx	xx.xx	xx.xx	xx.xx	xx.xx	xx.xx
Singulated-Die Test	xx.xx	xx.xx	xx.xx	xx.xx	xx.xx	xx.xx	xx.xx	xx.xx
Wafer-Level Test	xx.xx	xx.xx	xx.xx	xx.xx	xx.xx	xx.xx	xx.xx	xx.xx
Total	**xx.xx**	**xx.xx**	**xx.xx**	**xx.xx**	**xx.xx**	**xx.xx**	**xx.xx**	**xx.xx**

Sources & Evidence

1. Advantest - FY2024 Consolidated Financial Results Presentation, April 25, 2025

- Evidence informing the 2023 market-value input; displayed series and growth include calculations: Quarterly product-revenue disclosures support calendar-2023 totals of JPY xx.xx for SoC testers and JPY xx.xx for memory testers, before modeled scope adjustments. ([advantest.com](https://www.advantest.com/document/en/investors/ir-library/result/JE_BIZ_250425_slide.pdf))

- Evidence informing the 2024 market-value input; displayed series and growth include calculations: Quarterly product-revenue disclosures support calendar-2024 totals of JPY xx.xx for SoC testers and JPY xx.xx for memory testers; handling, services and system-level testing are disclosed separately. ([advantest.com](https://www.advantest.com/document/en/investors/ir-library/result/JE_BIZ_250425_slide.pdf))

2. Advantest - FY2025 Third Quarter Financial Results Presentation, January 28, 2026

· Evidence informing the 2025 market-value input; displayed series and growth include calculations: The disclosed January-March 2025 quarter and April-December 2025 quarters produce calendar-2025 SoC tester revenue of JPY xx.xx and memory tester revenue of JPY xx.xx. These are supplier revenues, not a published global market total. ([advantest.com](https://www.advantest.com/document/en/investors/ir-library/result/JE_BIZ_260128_slide.pdf))

· Evidence informing base-year allocation inputs; displayed values and growth are calculated: Japan deliveries constrain the base country equipment-demand proxy.

· Evidence informing base-year allocation inputs; displayed values and growth are calculated: Quarterly product disclosures reconstruct calendar-2025 SoC revenue of JPY xx.xx, before the inherited eligible-SoC scope deduction.

· Evidence informing base-year allocation inputs; displayed values and growth are calculated: Quarterly memory revenue totals JPY xx.xx for calendar 2025, anchoring the memory equipment pool rather than a published global share.

· Evidence informing base-year allocation inputs; displayed values and growth are calculated: January-March memory revenue of JPY xx.xx supports the fiscal-to-calendar application-mix bridge.

· Evidence informing base-year allocation inputs; displayed values and growth are calculated: Quarterly SoC revenues of JPY xx.xx, xx.xx, xx.xx and xx.xx reconstruct calendar-2025 revenue of JPY xx.xx, the supplier revenue ceiling used for modeled eligible OPENSTAR attribution. ([advantest.com](https://www.advantest.com/document/en/investors/ir-library/result/JE_BIZ_260128_slide.pdf))

· Evidence informing base-year allocation inputs; displayed values and growth are calculated: Reported quarters support the calendar-2025 SoC revenue bridge used to estimate Computing's equipment weight. ([advantest.com](https://www.advantest.com/document/en/investors/ir-library/result/JE_BIZ_260128_slide.pdf))

· Evidence informing base-year allocation inputs; displayed values and growth are calculated: The same quarterly equipment revenues constrain the combined Computing/Communications budget before modeled separation. ([advantest.com](https://www.advantest.com/document/en/investors/ir-library/result/JE_BIZ_260128_slide.pdf))

· Evidence informing base-year allocation inputs; displayed values and growth are calculated: The quarterly product table independently reproduces calendar-2025 SoC revenue of JPY xx.xx and memory revenue of JPY xx.xx. These constrain the inherited equipment-revenue scale but do not disclose an acquisition-model split. ([advantest.com](https://www.advantest.com/document/en/investors/ir-library/result/JE_BIZ_260128_slide.pdf))

· Evidence informing base-year allocation inputs; displayed values and growth are calculated: Quarterly product disclosures reconstruct calendar-2025 SoC revenue of JPY xx.xx and memory revenue of JPY xx.xx, supporting the retained scoped manufacturer budget rather than an observed channel share. ([advantest.com](https://www.advantest.com/document/en/investors/ir-library/result/JE_BIZ_260128_slide.pdf))

· Evidence informing base-year allocation inputs; displayed values and growth are calculated: The manufacturer equipment budget provides the economic scale against which inherited intermediary penetration is allocated; the presentation does not quantify reseller receipts. ([advantest.com](https://www.advantest.com/document/en/investors/ir-library/result/JE_BIZ_260128_slide.pdf))

· Evidence informing base-year allocation inputs; displayed values and growth are calculated: Quarterly memory-system receipts reconstruct calendar-2025 revenue of JPY xx.xx, an input to the shared diversified-memory equipment budget.

· Evidence informing forecast-year allocation inputs; displayed values and growth are calculated: Quarterly memory-system receipts reconstruct calendar-2025 revenue of JPY xx.xx, an input to the shared diversified-memory equipment budget.

· Evidence informing base-year allocation inputs; displayed values and growth are calculated: The observed memory receipts constrain the parent purchasing budget from which the modeled intermediate-assembly portion is attributed; no insertion split is disclosed.

· Evidence informing forecast-year allocation inputs; displayed values and growth are calculated: The observed memory receipts constrain the parent purchasing budget from which the modeled intermediate-assembly portion is attributed; no insertion split is disclosed.

· Evidence informing base-year allocation inputs; displayed values and growth are calculated: Product-line receipts support the common equipment-budget bridge carried into the package-test allocation and its forecast starting weights.

· Evidence informing forecast-year allocation inputs; displayed values and growth are calculated: Product-line receipts support the common equipment-budget bridge carried into the package-test allocation and its forecast starting weights.

3. Advantest - FY2026 First Quarter Financial Results Presentation, July 29, 2026

- Evidence informing the 2026 market-value input; displayed series and growth include calculations: The presentation reports January-March 2026 SoC/memory revenues of JPY xx.xx/xx.xx and April-June revenues of JPY xx.xx/xx.xx. July guidance forecasts fiscal-2026 SoC/memory revenues of JPY xx.xx/xx.xx and supplies the fiscal-to-calendar bridge. Guidance is not realized revenue. ([advantest.com](https://www.advantest.com/document/en/investors/ir-library/result/JE_BIZ_260729_slide.pdf))
- Evidence informing the 2040 market-value input; displayed series and growth include calculations: Current equipment revenue and company-specific capacity plans constrain the forecast starting point, not the assumed long-run growth rate or the 2040 result. ([advantest.com](https://www.advantest.com/document/en/investors/ir-library/result/JE_BIZ_260729_slide.pdf))
- Evidence informing forecast-year allocation inputs; displayed values and growth are calculated: Actual quarterly SoC revenue and FY2026 product guidance constrain the inherited 2026 supplier bridge used to forecast relative category weights.
- Evidence informing forecast-year allocation inputs; displayed values and growth are calculated: January-March and April-June memory revenue of JPY xx.xx/xx.xx and FY2026 guidance of JPY xx.xx constrain the calendar bridge.
- Evidence informing base-year allocation inputs; displayed values and growth are calculated: Rounded fiscal DRAM mixes are xx.xx% for FY2024 and xx.xx% for FY2025; FY2026 guidance is xx.xx%. Calendar conversion and co-primary deductions are modeled.
- Evidence informing forecast-year allocation inputs; displayed values and growth are calculated: Rounded fiscal DRAM mixes are xx.xx% for FY2024 and xx.xx% for FY2025; FY2026 guidance is xx.xx%. Calendar conversion and co-primary deductions are modeled.
- Evidence informing base-year allocation inputs; displayed values and growth are calculated: Corresponding nonvolatile mixes are xx.xx%, xx.xx% and guided xx.xx%, qualifying an exclusively DRAM-led outlook without verifying future global shares.
- Evidence informing forecast-year allocation inputs; displayed values and growth are calculated: Corresponding nonvolatile mixes are xx.xx%, xx.xx% and guided xx.xx%, qualifying an exclusively DRAM-led outlook without verifying future global shares.
- Evidence informing base-year allocation inputs; displayed values and growth are calculated: Own SoC sales mix is approximately xx.xx% Computing/Communications in FY24 and xx.xx% in FY25; 2026 demand commentary constrains forecast direction, not the final share. ([advantest.com](https://www.advantest.com/document/en/investors/ir-library/result/JE_BIZ_260729_slide.pdf))
- Evidence informing forecast-year allocation inputs; displayed values and growth are calculated: Own SoC sales mix is approximately xx.xx% Computing/Communications in FY24 and xx.xx% in FY25; 2026 demand commentary constrains forecast direction, not the final share. ([advantest.com](https://www.advantest.com/document/en/investors/ir-library/result/JE_BIZ_260729_slide.pdf))
- Evidence informing base-year allocation inputs; displayed values and growth are calculated: Reported combined application proportions constrain the common budget; the separate Communications allocation and future mix remain modeled. ([advantest.com](https://www.advantest.com/document/en/investors/ir-library/result/JE_BIZ_260729_slide.pdf))
- Evidence informing forecast-year allocation inputs; displayed values and growth are calculated: Reported combined application proportions constrain the common budget; the separate Communications allocation and future mix remain modeled. ([advantest.com](https://www.advantest.com/document/en/investors/ir-library/result/JE_BIZ_260729_slide.pdf))

4. Teradyne, Inc. - Form 10-K for the Year Ended December 31, 2025
   - Evidence informing the 2023 market-value input; displayed series and growth include calculations: The revenue-disaggregation table reports 2023 point-in-time SoC revenue of USD xx.xx and memory revenue of USD xx.xx. Replacement parts require a further modeled deduction. ([investors.teradyne.com](https://investors.teradyne.com/sec-filings/all-sec-filings/content/xx.xx-xx.xx-xx.xx/xx.xx-xx.xx-xx.xx.pdf))
   - Evidence informing the 2024 market-value input; displayed series and growth include calculations: The filing reports 2024 point-in-time SoC revenue of USD xx.xx and memory revenue of USD xx.xx separately from over-time revenue and IST. ([investors.teradyne.com](https://investors.teradyne.com/sec-filings/all-sec-filings/content/xx.xx-xx.xx-xx.xx/xx.xx-xx.xx-xx.xx.pdf))
   - Evidence informing the 2025 market-value input; displayed series and growth include calculations: The filing reports 2025 point-in-time SoC revenue of USD xx.xx and memory revenue of USD xx.xx. Point-in-time recognition includes products and replacement parts and is therefore an equipment proxy rather than an exact complete-system subtotal. ([investors.teradyne.com](https://investors.teradyne.com/sec-filings/all-sec-filings/content/xx.xx-xx.xx-xx.xx/xx.xx-xx.xx-xx.xx.pdf))
   - Evidence informing base-year allocation inputs; displayed values and growth are calculated: 2025 point-in-time SoC revenue is USD xx.xx; equipment and eligible-device deductions remain modeled.
   - Evidence informing base-year allocation inputs; displayed values and growth are calculated: 2025 point-in-time memory revenue is USD xx.xx; replacement parts require the inherited equipment adjustment.
   - Evidence informing base-year allocation inputs; displayed values and growth are calculated: The filing identifies DRAM/HBM commercial activity; it does not disclose the modeled annual DRAM configuration fraction.
   - Evidence informing base-year allocation inputs; displayed values and growth are calculated: Magnum flash-memory activity supports nonvolatile category participation, not the assumed annual sales fraction.
   - Evidence informing base-year allocation inputs; displayed values and growth are calculated: Separately reported specifying and purchasing customers support treating commercial roles distinctly, without adding overlapping customer percentages.
   - Evidence informing forecast-year allocation inputs; displayed values and growth are calculated: Separately reported specifying and purchasing customers support treating commercial roles distinctly, without adding overlapping customer percentages.
   - Evidence informing base-year allocation inputs; displayed values and growth are calculated: Reported 2024-2025 product revenues supply a realized-demand challenge, but do not identify engineering-only sales; the allocation retains this attribution limitation. ([investors.teradyne.com](https://investors.teradyne.com/sec-filings/all-sec-filings/content/xx.xx-xx.xx-xx.xx/xx.xx-xx.xx-xx.xx.pdf))
   - Evidence informing forecast-year allocation inputs; displayed values and growth are calculated: Reported 2024-2025 product revenues supply a realized-demand challenge, but do not identify engineering-only sales; the allocation retains this attribution limitation. ([investors.teradyne.com](https://investors.teradyne.com/sec-filings/all-sec-filings/content/xx.xx-xx.xx-xx.xx/xx.xx-xx.xx-xx.xx.pdf))
   - Evidence informing base-year allocation inputs; displayed values and growth are calculated: Point-in-time SoC revenue grew approximately xx.xx% while memory declined approximately xx.xx%, qualifying uniform-growth assumptions rather than directly establishing purpose shares. ([investors.teradyne.com](https://investors.teradyne.com/sec-filings/all-sec-filings/content/xx.xx-xx.xx-xx.xx/xx.xx-xx.xx-xx.xx.pdf))
   - Evidence informing forecast-year allocation inputs; displayed values and growth are calculated: Point-in-time SoC revenue grew approximately xx.xx% while memory declined approximately xx.xx%, qualifying uniform-growth assumptions rather than directly establishing purpose shares. ([investors.teradyne.com](https://investors.teradyne.com/sec-filings/all-sec-filings/content/xx.xx-xx.xx-xx.xx/xx.xx-xx.xx-xx.xx.pdf))
   - Evidence informing base-year allocation inputs; displayed values and growth are calculated: Distinguishes platform specifiers from purchasing customers, supporting the requirement for an accepted joint remit rather than inferring it from platform selection. ([investors.teradyne.com](https://investors.teradyne.com/sec-filings/all-sec-filings/content/xx.xx-xx.xx-xx.xx/xx.xx-xx.xx-xx.xx.pdf))
   - Evidence informing forecast-year allocation inputs; displayed values and growth are calculated: Distinguishes platform specifiers from purchasing customers, supporting the requirement for an accepted joint remit rather than inferring it from platform selection.

5. Teradyne, Inc. - Form 10-Q for the Quarterly Period Ended June 28, 2026
   - Evidence informing the 2026 market-value input; displayed series and growth include calculations: First-half 2026 point-in-time revenue was USD xx.xx for SoC and USD xx.xx for memory. Comparable first-half 2025 amounts were USD xx.xx and USD xx.xx independently establishing strong realized growth before the modeled second half. ([investors.teradyne.com](https://investors.teradyne.com/sec-filings/all-sec-filings/content/xx.xx-xx.xx-xx.xx/xx.xx-xx.xx-xx.xx.pdf))
   - Evidence informing forecast-year allocation inputs; displayed values and growth are calculated: First-half 2026 point-in-time SoC revenue of USD xx.xx anchors the scoped and annualized SoC forecast input.
   - Evidence informing forecast-year allocation inputs; displayed values and growth are calculated: First-half 2026 point-in-time memory revenue of USD xx.xx anchors the memory forecast pool; second-half realization remains assumed.
   - Evidence informing forecast-year allocation inputs; displayed values and growth are calculated: The observed memory pool constrains the forecast numerator to which the explicitly assumed small SRAM fraction is applied; SRAM sales are not separately disclosed.
   - Evidence informing forecast-year allocation inputs; displayed values and growth are calculated: The observed memory pool constrains modeled multi-family attribution, but does not independently establish co-primary configuration sales.
   - Evidence informing forecast-year allocation inputs; displayed values and growth are calculated: The scoped memory forecast pool supplies one bounded source of combined-configuration value; the co-primary fraction remains assumed.
6. Cohu, Inc. - Form 10-K for the Fiscal Year Ended December 27, 2025
   - Evidence informing the 2023 market-value input; displayed series and growth include calculations: Cohu reports 2023 systems-semiconductor test and inspection revenue of USD xx.xx. Only an assumed complete-tester and eligible-device portion enters this market. ([sec.gov](https://www.sec.gov/Archives/edgar/data/xx.xx/xx.xx/cohu20251227_10k.htm))
   - Evidence informing the 2024 market-value input; displayed series and growth include calculations: Cohu reports 2024 systems-semiconductor test and inspection revenue of USD xx.xx separately from non-systems revenue. ([sec.gov](https://www.sec.gov/Archives/edgar/data/xx.xx/xx.xx/cohu20251227_10k.htm))
   - Evidence informing the 2025 market-value input; displayed series and growth include calculations: Cohu reports 2025 systems-semiconductor test and inspection revenue of USD xx.xx. Automation, inspection, interfaces and recurring services prevent attribution of the whole company to SoC testers. ([sec.gov](https://www.sec.gov/Archives/edgar/data/xx.xx/xx.xx/cohu20251227_10k.htm))
   - Evidence informing base-year allocation inputs; displayed values and growth are calculated: Cohu describes a primarily direct commercial model supported by targeted independent representatives, supporting direct attribution where the manufacturer remains the contractual seller. ([sec.gov](https://www.sec.gov/Archives/edgar/data/xx.xx/xx.xx/cohu20251227_10k.htm))
   - Evidence informing forecast-year allocation inputs; displayed values and growth are calculated: Cohu describes a primarily direct commercial model supported by targeted independent representatives, supporting direct attribution where the manufacturer remains the contractual seller. ([sec.gov](https://www.sec.gov/Archives/edgar/data/xx.xx/xx.xx/cohu20251227_10k.htm))
   - Evidence informing base-year allocation inputs; displayed values and growth are calculated: Independent-representative commissions are identified in selling expenses; representation alone does not establish title-taking equipment resale or a numerical distributor share. ([sec.gov](https://www.sec.gov/Archives/edgar/data/xx.xx/xx.xx/cohu20251227_10k.htm))
   - Evidence informing forecast-year allocation inputs; displayed values and growth are calculated: Independent-representative commissions are identified in selling expenses; representation alone does not establish title-taking equipment resale or a numerical distributor share. ([sec.gov](https://www.sec.gov/Archives/edgar/data/xx.xx/xx.xx/cohu20251227_10k.htm))

7. Hangzhou Changchuan Technology Co., Ltd. - 2025 Annual Report
   - Evidence informing the 2024 market-value input; displayed series and growth include calculations: The product table reports 2024 tester revenue of CNY xx.xx, distinct from handlers and other products. Its SoC-eligible portion remains modeled. ([static.cninfo.com.cn](https://static.cninfo.com.cn/finalpage/2026-xx.xx-xx.xx/xx.xx.PDF))
   - Evidence informing the 2025 market-value input; displayed series and growth include calculations: The product table reports 2025 tester revenue of CNY xx.xx. The filing's broader analog and digital portfolio requires a scope adjustment rather than inclusion of all tester revenue. ([static.cninfo.com.cn](https://static.cninfo.com.cn/finalpage/2026-xx.xx-xx.xx/xx.xx.PDF))
8. YC Corporation - Business Report for the Year Ended December 31, 2025
   - Evidence informing the 2023 market-value input; displayed series and growth include calculations: The sales table reports KRW xx.xx for the 2023 memory-wafer-tester, semiconductor-equipment, parts, modification and related category. Complete-equipment attribution requires a deduction. ([kind.krx.co.kr](https://kind.krx.co.kr/external/2026/xx.xx/xx.xx/xx.xx/xx.xx/xx.xx.htm))
   - Evidence informing the 2024 market-value input; displayed series and growth include calculations: The comparable 2024 category revenue is KRW xx.xx, not an independently isolated complete-tester total. ([kind.krx.co.kr](https://kind.krx.co.kr/external/2026/xx.xx/xx.xx/xx.xx/xx.xx/xx.xx.htm))
   - Evidence informing the 2025 market-value input; displayed series and growth include calculations: The comparable 2025 category revenue is KRW xx.xx. Parts, modifications and other equipment remain a material scope uncertainty. ([kind.krx.co.kr](https://kind.krx.co.kr/external/2026/xx.xx/xx.xx/xx.xx/xx.xx/xx.xx.htm))
   - Evidence informing base-year allocation inputs; displayed values and growth are calculated: YC reports KRW xx.xx in a broad memory-wafer-tester, parts, modification and related revenue category, constraining the inherited equipment budget.
   - Evidence informing base-year allocation inputs; displayed values and growth are calculated: The company's own business description establishes DRAM equipment activity; the assumed xx.xx% allocation is not disclosed.
   - Evidence informing base-year allocation inputs; displayed values and growth are calculated: NAND equipment participation establishes the nonvolatile commercial mapping; the assumed xx.xx% allocation is not an observed split.
9. Chroma ESG - About Chroma: 2025 Group Financial and Operating Profile
   - Evidence informing the 2025 market-value input; displayed series and growth include calculations: Chroma's own disclosure states 2025 group consolidated revenue of USD xx.xx. This broad corporate amount constrains, but does not directly measure, its eligible complete-SoC-tester revenue. ([csr.chromaate.com](https://csr.chromaate.com/en/esg-en/green-chroma-en/brand-en))
10. Chroma ESG - Green Revenue and Financial Performance, 2025
    - Evidence informing the 2024 market-value input; displayed series and growth include calculations: Chroma reports 2025 consolidated revenue growth of xx.xx%. The model uses this company growth rate to backcast its small 2024 scoped revenue budget at a constant conversion basis, not as an observed 2024 tester subtotal. ([csr.chromaate.com](https://csr.chromaate.com/en/esg-en/green-chroma-en/green-revenue-en))
    - Evidence informing the 2025 market-value input; displayed series and growth include calculations: The disclosure distinguishes broad measurement products and SLT demand, reinforcing the need to exclude unrelated corporate revenue from the SoC/memory tester estimate. ([csr.chromaate.com](https://csr.chromaate.com/en/esg-en/green-chroma-en/green-revenue-en))

11. Federal Reserve Board - Foreign Exchange Rates, G.5A, January 5, 2026

· Evidence informing the 2023 market-value input; displayed series and growth include calculations: The official annual-average exchange-rate release supplies the currency-conversion benchmark; the model uses JPY xx.xx per USD for its large calendar-2023 Japanese revenue anchor and an explicitly rounded KRW conversion for the smaller Korean budget. ([fred.stlouisfed.org](https://fred.stlouisfed.org/series/AEXJPUS/))

· Evidence informing the 2024 market-value input; displayed series and growth include calculations: The model uses JPY xx.xx per USD for calendar 2024; small CNY and KRW budgets use disclosed approximate conversion assumptions close to the official annual averages. ([fred.stlouisfed.org](https://fred.stlouisfed.org/series/AEXJPUS/))

· Evidence informing the 2025 market-value input; displayed series and growth include calculations: The model uses JPY xx.xx per USD for calendar 2025. CNY xx.xx and KRW xx.xx per USD are rounded modeling conventions, not the release's exact observations. ([fred.stlouisfed.org](https://fred.stlouisfed.org/series/AEXJPUS/))

12. SEMI - 2018 Global Semiconductor Equipment Sales Jump to Record USD 64.5 Billion

· Evidence informing the 2017 market-value input; displayed series and growth include calculations: The association's member-billings release reports xx.xx% growth in total test equipment sales in 2018. Its inverse supplies the 2017 historical proxy; it is not a direct observation of the narrower captured market. ([www1.semi.org](https://www1.semi.org/en/2018-global-semiconductor-equipment-sales-jump-record-xx.xx-billion))

· Evidence informing the 2018 market-value input; displayed series and growth include calculations: The release reports approximately USD xx.xx of total semiconductor-equipment sales in 2018, used only with the 2019 equipment total as a disclosed broad-cycle proxy. ([www1.semi.org](https://www1.semi.org/en/2018-global-semiconductor-equipment-sales-jump-record-xx.xx-billion))

13. SEMI - 2020 Global Semiconductor Equipment Sales Surge 19% to Industry Record USD 71.2 Billion

· Evidence informing the 2018 market-value input; displayed series and growth include calculations: The release reports 2019 total equipment billings of USD xx.xx. Relative to the published approximate 2018 total, this supplies a broad-equipment downturn proxy, not an observed SoC/memory tester growth rate. ([semi.org](https://www.semi.org/en/news-media-press/semi-press-releases/annual-global-semiconductor-equipment-sales))

· Evidence informing the 2019 market-value input; displayed series and growth include calculations: Reported 2020 total-test-equipment growth of xx.xx% supplies the inverse bridge into 2019. ([semi.org](https://www.semi.org/en/news-media-press/semi-press-releases/annual-global-semiconductor-equipment-sales))

· Evidence informing the 2020 market-value input; displayed series and growth include calculations: The association's member-submitted billings dataset reports xx.xx% total-test-equipment growth in 2020, used as a historical demand-cycle proxy. ([semi.org](https://www.semi.org/en/news-media-press/semi-press-releases/annual-global-semiconductor-equipment-sales))

14. SEMI - 2021 Global Semiconductor Equipment Sales Surge 44% to Industry Record USD 102.6 Billion

· Evidence informing the 2020 market-value input; displayed series and growth include calculations: Reported total-test-equipment sales growth of xx.xx% in 2021 supports the inverse bridge from the 2021 estimate to 2020. ([semi.org](https://www.semi.org/en/news-media-press-releases/semi-press-releases/2021-global-semiconductor-equipment-sales-surge-xx.xx%xx.xx-to-industry-record-%xx.xx-billion-semi-reports))

· Evidence informing the 2021 market-value input; displayed series and growth include calculations: The xx.xx% test-equipment increase is a member-billings observation for a broader equipment class, not the final market value returned here. ([semi.org](https://www.semi.org/en/news-media-press-releases/semi-press-releases/2021-global-semiconductor-equipment-sales-surge-xx.xx%xx.xx-to-industry-record-%xx.xx-billion-semi-reports))

15. SEMI - Global Semiconductor Equipment Billings Reach Industry Record USD 107.6 Billion in 2022

· Evidence informing the 2021 market-value input; displayed series and growth include calculations: The release reports a xx.xx% contraction in total-test-equipment billings in 2022, supporting the inverse historical bridge into 2021. ([semi.org](https://www.semi.org/en/news-media-press-releases/semi-press-releases/global-semiconductor-equipment-billings-reach-industry-record-%xx.xx-billion-in-2022-semi-reports))

16. SEMI - Global Semiconductor Equipment Billings Slip to USD 106.3 Billion in 2023
    · Evidence informing the 2023 market-value input; displayed series and growth include calculations: The xx.xx% broader test-equipment decline supplies a historical-cycle constraint and one small-supplier backcast assumption, not the target-market level.
    ([semi.org](https://www.semi.org/en/news-media-press-releases/semi-press-releases/global-semiconductor-equipment-billings-slip-to-%xx.xx-billion-in-2023-semi-reports))
17. SEMI - Global Semiconductor Equipment Billings Surged to USD 117 Billion in 2024
    · Evidence informing the 2024 market-value input; displayed series and growth include calculations: Realized total-test-equipment billings increased xx.xx% in 2024. This independently checks the direction and approximate magnitude of the modeled target-market recovery without substituting the broader category for this market.
    ([semi.org](https://www.semi.org/en/semi-press-release/global-semiconductor-equipment-billings-surged-to-xx.xx-billion-dollars-in-2024-semi-reports))
18. SEMI - Global Semiconductor Equipment Billings Reached USD 135 Billion in 2025
    · Evidence informing the 2025 market-value input; displayed series and growth include calculations: The association reports realized total-test-equipment billings growth of xx.xx% in 2025. The modeled target-market increase of approximately xx.xx% is directionally consistent; differing product boundaries prevent an exact reconciliation.
    ([semi.org](https://www.semi.org/en/SEMI-Reports-Global-Semiconductor-Equipment-Billings-Reached-xx.xx-Billion-in-2025))

19. Advantest - Annual Securities Report and Business Report for the Year Ended March 31, 2026

- Evidence informing the 2025 market-value input; displayed series and growth include calculations: Note xx.xx identifies customer operating leases of semiconductor test systems and JPY xx.xx of future payments receivable at March xx.xx 2025. This establishes a small supplier-specific leasing activity, not annual global leasing revenue. ([advantest.com](https://www.advantest.com/document/en/investors/ir-library/report/IR_SecuritiesandBusinesReport_84th_en.pdf))
- Evidence informing the 2026 market-value input; displayed series and growth include calculations: Future customer lease payments receivable were JPY xx.xx at March xx.xx 2026; disclosed terms were one to three years and noncancelable. These figures qualify any assumption that OEM leasing is necessarily large or offers flexible exit. ([advantest.com](https://www.advantest.com/document/en/investors/ir-library/report/IR_SecuritiesandBusinesReport_84th_en.pdf))
- Evidence informing base-year allocation inputs; displayed values and growth are calculated: Named NVIDIA-group customer receipts constrain direct fabless purchasing; fiscal/calendar and eligible-equipment attribution remain modeled.
- Evidence informing forecast-year allocation inputs; displayed values and growth are calculated: Named NVIDIA-group customer receipts constrain direct fabless purchasing; fiscal/calendar and eligible-equipment attribution remain modeled.
- Evidence informing base-year allocation inputs; displayed values and growth are calculated: Named TSMC customer receipts anchor the foundry purchasing model; other suppliers and foundries require explicit coverage assumptions.
- Evidence informing forecast-year allocation inputs; displayed values and growth are calculated: Named TSMC customer receipts anchor the foundry purchasing model; other suppliers and foundries require explicit coverage assumptions.
- Evidence informing base-year allocation inputs; displayed values and growth are calculated: The equipment-revenue policy recognizes product revenue when control transfers on contractual delivery or acceptance, supporting the purchase classification rather than service-revenue attribution. ([advantest.com](https://www.advantest.com/document/en/investors/ir-library/report/IR_SecuritiesandBusinesReport_84th_en.pdf))
- Evidence informing forecast-year allocation inputs; displayed values and growth are calculated: The equipment-revenue policy recognizes product revenue when control transfers on contractual delivery or acceptance, supporting the purchase classification rather than service-revenue attribution. ([advantest.com](https://www.advantest.com/document/en/investors/ir-library/report/IR_SecuritiesandBusinesReport_84th_en.pdf))
- Evidence informing base-year allocation inputs; displayed values and growth are calculated: Note xx.xx discloses customer operating leases, one-to-three-year noncancelable terms, and remaining payments of JPY xx.xx and JPY xx.xx at March xx.xx 2025 and March xx.xx 2026. These constrain contractual and adoption assumptions, not annual global leasing revenue or the final forecast share. ([advantest.com](https://www.advantest.com/document/en/investors/ir-library/report/IR_SecuritiesandBusinesReport_84th_en.pdf))
- Evidence informing forecast-year allocation inputs; displayed values and growth are calculated: Note xx.xx discloses customer operating leases, one-to-three-year noncancelable terms, and remaining payments of JPY xx.xx and JPY xx.xx at March xx.xx 2025 and March xx.xx 2026. These constrain contractual and adoption assumptions, not annual global leasing revenue or the final forecast share. ([advantest.com](https://www.advantest.com/document/en/investors/ir-library/report/IR_SecuritiesandBusinesReport_84th_en.pdf))
- Evidence informing base-year allocation inputs; displayed values and growth are calculated: Wholly owned regional test-system sales subsidiaries establish consolidated manufacturer selling, while customer operating leases establish an OEM leasing route; both support the contractual-role allocation premise. ([advantest.com](https://www.advantest.com/document/en/investors/ir-library/report/IR_SecuritiesandBusinesReport_84th_en.pdf))
- Evidence informing forecast-year allocation inputs; displayed values and growth are calculated: Wholly owned regional test-system sales subsidiaries establish consolidated manufacturer selling, while customer operating leases establish an OEM leasing route; both support the contractual-role allocation premise. ([advantest.com](https://www.advantest.com/document/en/investors/ir-library/report/IR_SecuritiesandBusinesReport_84th_en.pdf))
- Evidence informing base-year allocation inputs; displayed values and growth are calculated: Future customer lease payments of JPY xx.xx at March xx.xx 2025 and JPY xx.xx at March xx.xx 2026 are supplier-specific receivables, not annual global merchant lease revenue; they limit rather than verify the leasing assumptions. ([advantest.com](https://www.advantest.com/document/en/investors/ir-library/report/IR_SecuritiesandBusines

20. Amkor Technology, Inc. - Form 10-K for the Year Ended December 31, 2025

- Evidence informing the 2025 market-value input; displayed series and growth include calculations: Amkor reports 2025 capital expenditures of USD xx.xx versus USD xx.xx in 2024, covering packaging, testing and facilities. The amount is a buyer-spending constraint, not tester-only spending. ([sec.gov](https://www.sec.gov/Archives/edgar/data/xx.xx/xx.xx/amkr-xx.xx.htm))
- Evidence informing the 2026 market-value input; displayed series and growth include calculations: The filing's USD xx.xx-xx.xx 2026 capital-expenditure expectation is primarily increased by Arizona construction. It cannot be treated as an equivalent tester award or annual tester-market increment. ([sec.gov](https://www.sec.gov/Archives/edgar/data/xx.xx/xx.xx/amkr-xx.xx.htm))
- Evidence informing the 2028 market-value input; displayed series and growth include calculations: Standardized tester investment, customer-consigned equipment and equipment-redeployment risks qualify the conversion from announced capacity projects to incremental tester purchases. No project investment is added directly to the 2028 forecast. ([sec.gov](https://www.sec.gov/Archives/edgar/data/xx.xx/xx.xx/amkr-xx.xx.htm))
- Evidence informing the 2029 market-value input; displayed series and growth include calculations: The buyer's broad spending and commitment disclosures support retaining procurement-conversion and reuse uncertainty rather than equating project completion with tester sales. ([sec.gov](https://www.sec.gov/Archives/edgar/data/xx.xx/xx.xx/amkr-xx.xx.htm))
- Evidence informing base-year allocation inputs; displayed values and growth are calculated: The test-equipment accounting-life extension from five to seven years constrains the annualized production denominator against which engineering purchasing is compared. ([sec.gov](https://www.sec.gov/Archives/edgar/data/xx.xx/xx.xx/amkr-xx.xx.htm))
- Evidence informing forecast-year allocation inputs; displayed values and growth are calculated: The test-equipment accounting-life extension from five to seven years constrains the annualized production denominator against which engineering purchasing is compared. ([sec.gov](https://www.sec.gov/Archives/edgar/data/xx.xx/xx.xx/amkr-xx.xx.htm))
- Evidence informing base-year allocation inputs; displayed values and growth are calculated: Seven-year test-equipment accounting life anchors the selected purchasing-frequency proxy; broad capital expenditure is not treated as tester-only spending. ([sec.gov](https://www.sec.gov/Archives/edgar/data/xx.xx/xx.xx/amkr-xx.xx.htm))
- Evidence informing forecast-year allocation inputs; displayed values and growth are calculated: Seven-year test-equipment accounting life anchors the selected purchasing-frequency proxy; broad capital expenditure is not treated as tester-only spending. ([sec.gov](https://www.sec.gov/Archives/edgar/data/xx.xx/xx.xx/amkr-xx.xx.htm))
- Evidence informing base-year allocation inputs; displayed values and growth are calculated: Standardized platforms and customer-consigned testers qualify ownership and reuse attribution; these conditions do not establish accepted joint-purpose deployment. ([sec.gov](https://www.sec.gov/Archives/edgar/data/xx.xx/xx.xx/amkr-xx.xx.htm))
- Evidence informing forecast-year allocation inputs; displayed values and growth are calculated: Standardized platforms and customer-consigned testers qualify ownership and reuse attribution; these conditions do not establish accepted joint-purpose deployment. ([sec.gov](https://www.sec.gov/Archives/edgar/data/xx.xx/xx.xx/amkr-xx.xx.htm))
- Evidence informing base-year allocation inputs; displayed values and growth are calculated: The buyer reports approximately xx.xx% Computing sales and standardized tester investment, providing a representativeness and reuse check, not equipment-market weights. ([sec.gov](https://www.sec.gov/Archives/edgar/data/xx.xx/xx.xx/amkr-xx.xx.htm))
- Evidence informing forecast-year allocation inputs; displayed values and growth are calculated: The buyer reports approximately xx.xx% Computing sales and standardized tester investment, providing a representativeness and reuse check, not equipment-market weights. ([sec.gov](https://www.sec.gov/Archives/edgar/data/xx.xx/xx.xx/amkr-xx.xx.htm))
- Evidence informing base-year allocation inputs; displayed values and growth are calculated: Approximately xx.xx% Communications sales and customer-consigned equipment demonstrate why operator revenue and ownership cannot directly determine tester purchasing shares. ([sec.gov](https://www.sec.gov/Archives/edgar/data/xx.xx/xx.xx/amkr-xx.xx.htm))
- Evidence informing forecast-year allocation inputs; displayed values and growth are calculated: Approximately xx.xx% Communications sales and customer-consigned equipment demonstrate why operator revenue and ownership cannot directly determine tester purchasing shares. ([sec.gov](https://www.sec.gov/Archives/edgar/data/xx.xx/xx.xx/amkr-xx.xx.htm))
- Evidence informing base-year allocation inputs; displayed values and growth are calculated: Approximately xx.xx% Consumer sales provide a buyer-specific countercheck; shared-platform practices do not quantify

21. Teradyne - Magnum 2 Memory Test Solution

- Evidence informing base-year allocation inputs; displayed values and growth are calculated: Magnum xx.xx lists SRAM applications, establishing a commercial category mapping without supplying a revenue weight.
- Evidence informing forecast-year allocation inputs; displayed values and growth are calculated: Magnum xx.xx lists SRAM applications, establishing a commercial category mapping without supplying a revenue weight.
- Evidence informing base-year allocation inputs; displayed values and growth are calculated: DRAM, SRAM, NOR and NAND capability overlaps support mutually exclusive configuration attribution rather than adding advertised capabilities as sales.
- Evidence informing forecast-year allocation inputs; displayed values and growth are calculated: DRAM, SRAM, NOR and NAND capability overlaps support mutually exclusive configuration attribution rather than adding advertised capabilities as sales.
- Evidence informing base-year allocation inputs; displayed values and growth are calculated: Low-end SoC and memory applications identify a candidate combined-capability pool; actual joint customer mandates and numerical fractions remain unmeasured.
- Evidence informing forecast-year allocation inputs; displayed values and growth are calculated: Low-end SoC and memory applications identify a candidate combined-capability pool; actual joint customer mandates and numerical fractions remain unmeasured.
- Evidence informing base-year allocation inputs; displayed values and growth are calculated: Separately identifies an engineering configuration, supporting purpose classification and the direction of the modeled realization difference, not its exact numerical price ratio. ([teradyne.com](https://www.teradyne.com/products/magnum-xx.xx/))
- Evidence informing forecast-year allocation inputs; displayed values and growth are calculated: Separately identifies an engineering configuration, supporting purpose classification and the direction of the modeled realization difference, not its exact numerical price ratio. ([teradyne.com](https://www.teradyne.com/products/magnum-xx.xx/))
- Evidence informing base-year allocation inputs; displayed values and growth are calculated: Separately identifies production configurations, supporting production-purpose attribution rather than classification from family-wide capability alone. ([teradyne.com](https://www.teradyne.com/products/magnum-xx.xx/))
- Evidence informing forecast-year allocation inputs; displayed values and growth are calculated: Separately identifies production configurations, supporting production-purpose attribution rather than classification from family-wide capability alone. ([teradyne.com](https://www.teradyne.com/products/magnum-xx.xx/))
- Evidence informing base-year allocation inputs; displayed values and growth are calculated: Engineering programs can transfer to production versions; this supports conditional continuity but does not measure joint-purpose purchases or the forecast adoption multiplier. ([teradyne.com](https://www.teradyne.com/products/magnum-xx.xx/))
- Evidence informing forecast-year allocation inputs; displayed values and growth are calculated: Engineering programs can transfer to production versions; this supports conditional continuity but does not measure joint-purpose purchases or the forecast adoption multiplier. ([teradyne.com](https://www.teradyne.com/products/magnum-xx.xx/))

22. Advantest - T5835 Memory Test System

- Evidence informing base-year allocation inputs; displayed values and growth are calculated: T5835 is commercially positioned for both DRAM and NAND, supporting the cross-family classification premise but not the modeled co-primary revenue fraction.
- Evidence informing forecast-year allocation inputs; displayed values and growth are calculated: T5835 is commercially positioned for both DRAM and NAND, supporting the cross-family classification premise but not the modeled co-primary revenue fraction.

23. Advantest - T5503HS2 Memory Test System
· Evidence informing base-year allocation inputs; displayed values and growth are calculated: DRAM/HBM product positioning establishes category mapping; the documented installed-T5503 upgrade path supports retaining upgrade-substitution uncertainty rather than assuming universal replacement.
· Evidence informing forecast-year allocation inputs; displayed values and growth are calculated: DRAM/HBM product positioning establishes category mapping; the documented installed-T5503 upgrade path supports retaining upgrade-substitution uncertainty rather than assuming universal replacement.
24. Advantest will Showcase Latest Memory Test Solutions at Future of Memory and Storage 2024
· Evidence informing base-year allocation inputs; displayed values and growth are calculated: The August xx.xx 2024 announcement identifies T5835 among promoted memory offerings, establishing pre-base-year commercial positioning without proving customer acceptance or sales mix.
25. Advantest - V93000 SoC Test Systems
· Evidence informing base-year allocation inputs; displayed values and growth are calculated: Advantest classifies V93000 as a SoC Test System, supporting the commercial mapping of its reported SoC equipment pool without establishing a sales percentage.
· Evidence informing forecast-year allocation inputs; displayed values and growth are calculated: Advantest classifies V93000 as a SoC Test System, supporting the commercial mapping of its reported SoC equipment pool without establishing a sales percentage.
· Evidence informing base-year allocation inputs; displayed values and growth are calculated: V93000 documentation identifies reusable programs and interface hardware across generations and supplier-developed SmarTest software. These support the retained-investment condition, not a measured switching rate or forecast share.
([advantest.com](https://www.advantest.com/en/products/semiconductor-test-system/soc/v93000/))
· Evidence informing forecast-year allocation inputs; displayed values and growth are calculated: V93000 documentation identifies reusable programs and interface hardware across generations and supplier-developed SmarTest software. These support the retained-investment condition, not a measured switching rate or forecast share.
([advantest.com](https://www.advantest.com/en/products/semiconductor-test-system/soc/v93000/))
26. Emerson Electric Co. - Form 10-K for the Year Ended September 30, 2025
· Evidence informing base-year allocation inputs; displayed values and growth are calculated: Reported Test & Measurement sales of USD xx.xx in FY2025 and USD xx.xx in FY2024 constrain the broad NI revenue proxy, not complete SoC/memory tester revenue.
([ir.emerson.com](https://ir.emerson.com/sec-filings/all-sec-filings/content/xx.xx-xx.xx-xx.xx/emr-xx.xx.htm))
27. Emerson Electric Co. - Form 10-Q for the Quarter Ended December 31, 2025
· Evidence informing base-year allocation inputs; displayed values and growth are calculated: December-quarter Test & Measurement sales of USD xx.xx versus USD xx.xx supply the approximate calendar bridge. Prior-period segment presentation was reclassified, limiting level comparability.
([sec.gov](https://www.sec.gov/Archives/edgar/data/xx.xx/xx.xx/emr-xx.xx.htm))
28. National Instruments Corporation - 2022 Annual Report
· Evidence informing base-year allocation inputs; displayed values and growth are calculated: Semiconductor and Electronics represented approximately xx.xx% of NI's 2022 revenue, with approximately half from production test and half from R&D test. These historical mix observations calibrate, but do not verify, the 2025 scoped equipment budget.
([sec.gov](https://www.sec.gov/Archives/edgar/data/xx.xx/xx.xx/ny20006399x3_ars.pdf))

29. Advantest - FY2025 Financial Briefing, April 27, 2026

· Evidence informing base-year allocation inputs; displayed values and growth are calculated: Automotive/industrial/consumer/DDIC represented approximately xx.xx% and xx.xx% of fiscal SoC sales in FY2024 and FY2025, rounded to five-percentage-point increments. These application proportions constrain the mainstream equipment attribution. ([advantest.com](https://www.advantest.com/document/en/investors/ir-library/result/JE_BIZ_260427_slide.pdf))

· Evidence informing forecast-year allocation inputs; displayed values and growth are calculated: Automotive/industrial/consumer/DDIC represented approximately xx.xx% and xx.xx% of fiscal SoC sales in FY2024 and FY2025, rounded to five-percentage-point increments. These application proportions constrain the mainstream equipment attribution. ([advantest.com](https://www.advantest.com/document/en/investors/ir-library/result/JE_BIZ_260427_slide.pdf))

· Evidence informing base-year allocation inputs; displayed values and growth are calculated: Fiscal SoC sales increased from JPY xx.xx to JPY xx.xx, while computing/communications represented approximately xx.xx% of FY2025 SoC sales. This supports differentiated application-growth assumptions, not a directly observed proprietary share or future allocation. ([advantest.com](https://www.advantest.com/document/en/investors/ir-library/result/JE_BIZ_260427_slide.pdf))

· Evidence informing forecast-year allocation inputs; displayed values and growth are calculated: Fiscal SoC sales increased from JPY xx.xx to JPY xx.xx, while computing/communications represented approximately xx.xx% of FY2025 SoC sales. This supports differentiated application-growth assumptions, not a directly observed proprietary share or future allocation. ([advantest.com](https://www.advantest.com/document/en/investors/ir-library/result/JE_BIZ_260427_slide.pdf))

30. Advantest - Annual Report 2005

· Evidence informing base-year allocation inputs; displayed values and growth are calculated: The report identifies T2000's OPENSTAR basis and publicly available specifications developed through the Semiconductor Test Consortium. This supports historical standards classification only; its historical market-share statements are not used. ([www3.advantest.com](https://www3.advantest.com/documents/xx.xx/xx.xx/pdf_investor_AR2005_en.pdf))

· Evidence informing forecast-year allocation inputs; displayed values and growth are calculated: The report identifies T2000's OPENSTAR basis and publicly available specifications developed through the Semiconductor Test Consortium. This supports historical standards classification only; its historical market-share statements are not used. ([www3.advantest.com](https://www3.advantest.com/documents/xx.xx/xx.xx/pdf_investor_AR2005_en.pdf))

31. Advantest - What Is ATE (Automated Test Equipment)? Roles, Systems & Future Outlook

· Evidence informing base-year allocation inputs; displayed values and growth are calculated: Current company positioning identifies T2000 as open architecture and associates it with microcontroller and automotive applications, supporting continuity of the classification premise without measuring sales. ([advantest.com](https://www.advantest.com/en/semiconductor-basics/automated-test-equipment/))

· Evidence informing forecast-year allocation inputs; displayed values and growth are calculated: Current company positioning identifies T2000 as open architecture and associates it with microcontroller and automotive applications, supporting continuity of the classification premise without measuring sales. ([advantest.com](https://www.advantest.com/en/semiconductor-basics/automated-test-equipment/))

· Evidence informing base-year allocation inputs; displayed values and growth are calculated: The company distinguishes V93000's supplier-specific architecture from T2000's open-architecture positioning, supporting platform-level rather than supplier-wide classification. ([advantest.com](https://www.advantest.com/en/semiconductor-basics/automated-test-equipment/))

· Evidence informing forecast-year allocation inputs; displayed values and growth are calculated: The company distinguishes V93000's supplier-specific architecture from T2000's open-architecture positioning, supporting platform-level rather than supplier-wide classification. ([advantest.com](https://www.advantest.com/en/semiconductor-basics/automated-test-equipment/))

32. NI - What Is the Semiconductor Test System (STS)?

· Evidence informing base-year allocation inputs; displayed values and growth are calculated: STS is an integrated PXI-based ATE offering with broad RF, mixed-signal and MEMS positioning. This establishes the architecture and turnkey commercial model while requiring deductions for applications outside the captured SoC/memory boundary. ([ni.com](https://www.ni.com/en/shop/electronic-test-instrumentation/what-is-the-semiconductor-test-system.html))

· Evidence informing forecast-year allocation inputs; displayed values and growth are calculated: STS is an integrated PXI-based ATE offering with broad RF, mixed-signal and MEMS positioning. This establishes the architecture and turnkey commercial model while requiring deductions for applications outside the captured SoC/memory boundary. ([ni.com](https://www.ni.com/en/shop/electronic-test-instrumentation/what-is-the-semiconductor-test-system.html))

33. Marvin Test Solutions - PXIe Semiconductor Test System, TS-960e Series

· Evidence informing base-year allocation inputs; displayed values and growth are calculated: TS-960e is marketed as a complete integrated PXI Express semiconductor system for SoC applications, including proprietary application elements. It establishes commercial category participation, not the modeled smaller-system shipment count or price. ([marvintest.com](https://www.marvintest.com/Product/TS-960e-Series))

34. Emerson Electric Co. - Form 10-Q for the Quarter Ended June 30, 2026

· Evidence informing forecast-year allocation inputs; displayed values and growth are calculated: Nine-month Test & Measurement revenue of USD xx.xx versus USD xx.xx provides the broad growth calibration for the assumed 2026 eligible-equipment increase. Semiconductor and aerospace/defense both contributed, so the disclosure does not isolate open-standard SoC/memory sales. ([ir.emerson.com](https://ir.emerson.com/sec-filings/all-sec-filings/content/xx.xx-xx.xx-xx.xx/emr-xx.xx.htm))

35. PXI Systems Alliance - What Is PXI

· Evidence informing base-year allocation inputs; displayed values and growth are calculated: The association defines PXI as an open modular standard with a multi-vendor ecosystem and distinguishes its building blocks from completed application systems. This supports the governing-architecture boundary, not sales weights. ([pxisa.org](https://pxisa.org/what-is-pxi/))

· Evidence informing forecast-year allocation inputs; displayed values and growth are calculated: The association defines PXI as an open modular standard with a multi-vendor ecosystem and distinguishes its building blocks from completed application systems. This supports the governing-architecture boundary, not sales weights. ([pxisa.org](https://pxisa.org/what-is-pxi/))

36. Test Services - UTAC Group
    - Evidence informing base-year allocation inputs; displayed values and growth are calculated: Reports xx.xx+ test engineers alongside 2,000+ testers, anchoring the engineering-station proxy used in the base model and carried into the forecast; it does not disclose purpose sales shares. ([utacgroup.com](https://utacgroup.com/test-services/))
    - Evidence informing forecast-year allocation inputs; displayed values and growth are calculated: Reports xx.xx+ test engineers alongside 2,000+ testers, anchoring the engineering-station proxy used in the base model and carried into the forecast; it does not disclose purpose sales shares. ([utacgroup.com](https://utacgroup.com/test-services/))
    - Evidence informing base-year allocation inputs; displayed values and growth are calculated: The 2,000+ tester fleet provides an operator-stock benchmark that is converted to annual value only through the disclosed purchasing-frequency assumptions. ([utacgroup.com](https://utacgroup.com/test-services/))
    - Evidence informing forecast-year allocation inputs; displayed values and growth are calculated: The 2,000+ tester fleet provides an operator-stock benchmark that is converted to annual value only through the disclosed purchasing-frequency assumptions. ([utacgroup.com](https://utacgroup.com/test-services/))
    - Evidence informing base-year allocation inputs; displayed values and growth are calculated: Advertises engineering services and production testing within the same business, supporting commercial coexistence but not the assumed accepted joint-purpose percentage or future adoption. ([utacgroup.com](https://utacgroup.com/test-services/))
    - Evidence informing forecast-year allocation inputs; displayed values and growth are calculated: Advertises engineering services and production testing within the same business, supporting commercial coexistence but not the assumed accepted joint-purpose percentage or future adoption. ([utacgroup.com](https://utacgroup.com/test-services/))
37. Efforts to Provide Value Through Business - Advantest
    - Evidence informing base-year allocation inputs; displayed values and growth are calculated: States typical customer equipment use of xx.xx-xx.xx years, providing a longer-use sensitivity for the stock-to-purchasing-value bridge rather than a measured engineering share. ([advantest.com](https://www.advantest.com/en/about/sustainability/society/responding-product-liability/))
    - Evidence informing base-year allocation inputs; displayed values and growth are calculated: The xx.xx-xx.xx-year use period constrains replacement assumptions and is distinguished from the buyer accounting-life proxy used in the working model. ([advantest.com](https://www.advantest.com/en/about/sustainability/society/responding-product-liability/))
38. A New Approach for IC Test - Leveraging the Strength of the PXI Platform - NI
    - Evidence informing base-year allocation inputs; displayed values and growth are calculated: Describes scalable characterization and production configurations and the commercial constraints of traditional laboratory ATE, supporting a distinct engineering purchasing model. ([ni.com](https://www.ni.com/en/shop/electronic-test-instrumentation/what-is-the-semiconductor-test-system/a-new-approach-for-ic-test---leveraging-the-strength-of-the-pxi-.html))
    - Evidence informing forecast-year allocation inputs; displayed values and growth are calculated: Describes scalable characterization and production configurations and the commercial constraints of traditional laboratory ATE, supporting a distinct engineering purchasing model. ([ni.com](https://www.ni.com/en/shop/electronic-test-instrumentation/what-is-the-semiconductor-test-system/a-new-approach-for-ic-test---leveraging-the-strength-of-the-pxi-.html))
    - Evidence informing base-year allocation inputs; displayed values and growth are calculated: Shared hardware and software support a continuity scenario, but the record provides neither accepted joint-deployment revenue nor future penetration; both remain explicit assumptions. ([ni.com](https://www.ni.com/en/shop/electronic-test-instrumentation/what-is-the-semiconductor-test-system/a-new-approach-for-ic-test---leveraging-the-strength-of-the-pxi-.html))
    - Evidence informing forecast-year allocation inputs; displayed values and growth are calculated: Shared hardware and software support a continuity scenario, but the record provides neither accepted joint-deployment revenue nor future penetration; both remain explicit assumptions. ([ni.com](https://www.ni.com/en/shop/electronic-test-instrumentation/what-is-the-semiconductor-test-system/a-new-approach-for-ic-test---leveraging-the-strength-of-the-pxi-.html))

39. Teradyne - 2025 Annual Report to Shareholders

· Evidence informing base-year allocation inputs; displayed values and growth are calculated: The USD xx.xx Compute application weight anchors the scoped Computing allocation. ([investors.teradyne.com](https://investors.teradyne.com/sec-filings/all-sec-filings/content/xx.xx-xx.xx-xx.xx/xx.xx-xx.xx-xx.xx.pdf))

· Evidence informing base-year allocation inputs; displayed values and growth are calculated: The USD xx.xx Mobility weight and networking exposure support the modeled Communications bridge. ([investors.teradyne.com](https://investors.teradyne.com/sec-filings/all-sec-filings/content/xx.xx-xx.xx-xx.xx/xx.xx-xx.xx-xx.xx.pdf))

· Evidence informing base-year allocation inputs; displayed values and growth are calculated: Published application buckets constrain the budget, but the consumer carve-out is an explicit attribution assumption. ([investors.teradyne.com](https://investors.teradyne.com/sec-filings/all-sec-filings/content/xx.xx-xx.xx-xx.xx/xx.xx-xx.xx-xx.xx.pdf))

· Evidence informing base-year allocation inputs; displayed values and growth are calculated: USD xx.xx Auto-Industrial revenue supplies the pre-exclusion pool, not an observed Automotive subtotal. ([investors.teradyne.com](https://investors.teradyne.com/sec-filings/all-sec-filings/content/xx.xx-xx.xx-xx.xx/xx.xx-xx.xx-xx.xx.pdf))

· Evidence informing base-year allocation inputs; displayed values and growth are calculated: The shared Auto-Industrial pool constrains Industrial Electronics after scope and end-use adjustments. ([investors.teradyne.com](https://investors.teradyne.com/sec-filings/all-sec-filings/content/xx.xx-xx.xx-xx.xx/xx.xx-xx.xx-xx.xx.pdf))

· Evidence informing base-year allocation inputs; displayed values and growth are calculated: The application budget constrains the modeled specialized tail; separate Product Test defense revenue is excluded. ([investors.teradyne.com](https://investors.teradyne.com/sec-filings/all-sec-filings/content/xx.xx-xx.xx-xx.xx/xx.xx-xx.xx-xx.xx.pdf))

40. TSMC - 2025 Form 20-F

· Evidence informing base-year allocation inputs; displayed values and growth are calculated: 2025 HPC revenue of NT$xx.xx anchors the adjusted logic-demand proxy; networking is separated by assumption. ([investor.tsmc.com](https://investor.tsmc.com/sites/ir/sec-filings/2025_20F%20Report.pdf))

· Evidence informing base-year allocation inputs; displayed values and growth are calculated: Smartphone revenue of NT$xx.xx and networking within HPC constrain Communications, with an explicit equipment-intensity bridge. ([investor.tsmc.com](https://investor.tsmc.com/sites/ir/sec-filings/2025_20F%20Report.pdf))

41. Micron Technology - Form 10-K for the Year Ended August 28, 2025

· Evidence informing base-year allocation inputs; displayed values and growth are calculated: Cloud, data-center and client business revenues constrain Computing's memory-equipment proxy, not equipment receipts directly. ([s25.q4cdn.com](https://s25.q4cdn.com/xx.xx/files/doc_financials/2025/ar/2025-Form-xx.xx-K.pdf))

· Evidence informing base-year allocation inputs; displayed values and growth are calculated: Mobile/client and data-center revenues provide the economic pool for modeled mobile and networking attribution. ([s25.q4cdn.com](https://s25.q4cdn.com/xx.xx/files/doc_financials/2025/ar/2025-Form-xx.xx-K.pdf))

· Evidence informing base-year allocation inputs; displayed values and growth are calculated: USD xx.xx Automotive and Embedded revenue constrains the modeled consumer-memory tail. ([s25.q4cdn.com](https://s25.q4cdn.com/xx.xx/files/doc_financials/2025/ar/2025-Form-xx.xx-K.pdf))

· Evidence informing base-year allocation inputs; displayed values and growth are calculated: The embedded business supplies a bounded activity proxy requiring scope, realization and end-use adjustments. ([s25.q4cdn.com](https://s25.q4cdn.com/xx.xx/files/doc_financials/2025/ar/2025-Form-xx.xx-K.pdf))

· Evidence informing base-year allocation inputs; displayed values and growth are calculated: The embedded business constrains Industrial Electronics memory activity; its equipment conversion is assumed. ([s25.q4cdn.com](https://s25.q4cdn.com/xx.xx/files/doc_financials/2025/ar/2025-Form-xx.xx-K.pdf))

· Evidence informing base-year allocation inputs; displayed values and growth are calculated: The embedded pool bounds the specialized-memory tail; no separate defense revenue is reported. ([s25.q4cdn.com](https://s25.q4cdn.com/xx.xx/files/doc_financials/2025/ar/2025-Form-xx.xx-K.pdf))

42. Semiconductor Industry Association - 2025 Factbook

· Evidence informing base-year allocation inputs; displayed values and growth are calculated: 2024 PC/Computer semiconductor demand of xx.xx% enters only the scope-adjusted secondary-supplier proxy. ([semiconductors.org](https://www.semiconductors.org/wp-content/uploads/2025/xx.xx/2025-SIA-Factbook-FINAL-xx.xx.pdf))

· Evidence informing base-year allocation inputs; displayed values and growth are calculated: 2024 Communications demand of xx.xx% is adjusted for eligible equipment scope before use. ([semiconductors.org](https://www.semiconductors.org/wp-content/uploads/2025/xx.xx/2025-SIA-Factbook-FINAL-xx.xx.pdf))

· Evidence informing base-year allocation inputs; displayed values and growth are calculated: Consumer semiconductor demand of xx.xx% anchors the adjusted minor-application weights. ([semiconductors.org](https://www.semiconductors.org/wp-content/uploads/2025/xx.xx/2025-SIA-Factbook-FINAL-xx.xx.pdf))

· Evidence informing base-year allocation inputs; displayed values and growth are calculated: Automotive demand of xx.xx% is reduced for non-SoC exposure in the commercial proxy. ([semiconductors.org](https://www.semiconductors.org/wp-content/uploads/2025/xx.xx/2025-SIA-Factbook-FINAL-xx.xx.pdf))

· Evidence informing base-year allocation inputs; displayed values and growth are calculated: Industrial demand of xx.xx% anchors a scope-adjusted weight, not a tester-equipment share. ([semiconductors.org](https://www.semiconductors.org/wp-content/uploads/2025/xx.xx/2025-SIA-Factbook-FINAL-xx.xx.pdf))

· Evidence informing base-year allocation inputs; displayed values and growth are calculated: Government demand of xx.xx%, including military, constrains the specialized end-use proxy. ([semiconductors.org](https://www.semiconductors.org/wp-content/uploads/2025/xx.xx/2025-SIA-Factbook-FINAL-xx.xx.pdf))

43. WSTS - Semiconductor Market Insights, October 2024

· Evidence informing base-year allocation inputs; displayed values and growth are calculated: The detailed Consumer definition includes entertainment products, household white goods and personal wearables, supporting consistent end-use attribution. ([semiconductors.org](https://www.semiconductors.org/wp-content/uploads/2025/xx.xx/WSTS-Presentation-Subscription-Oct2024.pdf))

· Evidence informing forecast-year allocation inputs; displayed values and growth are calculated: The detailed Consumer definition includes entertainment products, household white goods and personal wearables, supporting consistent end-use attribution. ([semiconductors.org](https://www.semiconductors.org/wp-content/uploads/2025/xx.xx/WSTS-Presentation-Subscription-Oct2024.pdf))

· Evidence informing base-year allocation inputs; displayed values and growth are calculated: Industrial includes professional test, control and measuring equipment, distinguishing it from household consumer equipment. ([semiconductors.org](https://www.semiconductors.org/wp-content/uploads/2025/xx.xx/WSTS-Presentation-Subscription-Oct2024.pdf))

· Evidence informing forecast-year allocation inputs; displayed values and growth are calculated: Industrial includes professional test, control and measuring equipment, distinguishing it from household consumer equipment. ([semiconductors.org](https://www.semiconductors.org/wp-content/uploads/2025/xx.xx/WSTS-Presentation-Subscription-Oct2024.pdf))

· Evidence informing base-year allocation inputs; displayed values and growth are calculated: Government is defined as military and aerospace in the detailed end-use illustration, supporting the retained category mapping. ([semiconductors.org](https://www.semiconductors.org/wp-content/uploads/2025/xx.xx/WSTS-Presentation-Subscription-Oct2024.pdf))

· Evidence informing forecast-year allocation inputs; displayed values and growth are calculated: Government is defined as military and aerospace in the detailed end-use illustration, supporting the retained category mapping. ([semiconductors.org](https://www.semiconductors.org/wp-content/uploads/2025/xx.xx/WSTS-Presentation-Subscription-Oct2024.pdf))

44. NXP Semiconductors - Form 10-K for the Year Ended December 31, 2025

· Evidence informing base-year allocation inputs; displayed values and growth are calculated: 2025 Automotive revenue of USD xx.xx, down xx.xx%, qualifies assumptions of immediate equipment-demand acceleration. ([sec.gov](https://www.sec.gov/Archives/edgar/data/xx.xx/xx.xx/nxpi-xx.xx.htm))

· Evidence informing forecast-year allocation inputs; displayed values and growth are calculated: 2025 Automotive revenue of USD xx.xx, down xx.xx%, qualifies assumptions of immediate equipment-demand acceleration. ([sec.gov](https://www.sec.gov/Archives/edgar/data/xx.xx/xx.xx/nxpi-xx.xx.htm))

· Evidence informing base-year allocation inputs; displayed values and growth are calculated: Industrial & IoT revenue of USD xx.xx increased xx.xx%, constraining the near-term recovery assumption rather than measuring tester sales. ([sec.gov](https://www.sec.gov/Archives/edgar/data/xx.xx/xx.xx/nxpi-xx.xx.htm))

· Evidence informing forecast-year allocation inputs; displayed values and growth are calculated: Industrial & IoT revenue of USD xx.xx increased xx.xx%, constraining the near-term recovery assumption rather than measuring tester sales. ([sec.gov](https://www.sec.gov/Archives/edgar/data/xx.xx/xx.xx/nxpi-xx.xx.htm))

45. NXP Semiconductors - Product Longevity
    - Evidence informing forecast-year allocation inputs; displayed values and growth are calculated: Participating products have minimum xx.xx- or xx.xx-year longevity periods; these do not establish tester replacement or support periods.
    ([nxp.com](https://www.nxp.com/products/nxp-product-information/nxp-product-programs/product-longevity%3APRDCT_LONGEVITY_HM))
    - Evidence informing forecast-year allocation inputs; displayed values and growth are calculated: The disclosed longevity condition supports retaining lifecycle uncertainty rather than inferring automatic recurring equipment purchases.
    ([nxp.com](https://www.nxp.com/products/nxp-product-information/nxp-product-programs/product-longevity%3APRDCT_LONGEVITY_HM))
46. DLA ASSIST-QuickSearch - MIL-PRF-38535 Document Details
    - Evidence informing base-year allocation inputs; displayed values and growth are calculated: The official record concerns covered microcircuits and manufacturer qualification, not tester-brand approval or equipment awards; no qualification-derived revenue premium is assumed.
    ([quicksearch.dla.mil](https://quicksearch.dla.mil/qsDocDetails.aspx?ident_number=xx.xx))
    - Evidence informing forecast-year allocation inputs; displayed values and growth are calculated: The official record concerns covered microcircuits and manufacturer qualification, not tester-brand approval or equipment awards; no qualification-derived revenue premium is assumed.
    ([quicksearch.dla.mil](https://quicksearch.dla.mil/qsDocDetails.aspx?ident_number=xx.xx))
47. ASE Technology Holding - Fourth Quarter and Full Year 2025 Financial Results, Form 6-K, February 5, 2026
    - Evidence informing base-year allocation inputs; displayed values and growth are calculated: ASE reports USD xx.xx of 2025 testing-equipment capital expenditure, a monetary purchasing anchor before complete-tester scope deductions.
    - Evidence informing forecast-year allocation inputs; displayed values and growth are calculated: ASE reports USD xx.xx of 2025 testing-equipment capital expenditure, a monetary purchasing anchor before complete-tester scope deductions.
48. ChipMOS - FY2025 and Fourth Quarter 2025 Investor Presentation
    - Evidence informing base-year allocation inputs; displayed values and growth are calculated: The presentation reports TWD xx.xx of 2025 capital expenditure and a xx.xx% testing allocation; currency and complete-tester attribution are modeled bridges.
    - Evidence informing forecast-year allocation inputs; displayed values and growth are calculated: The presentation reports TWD xx.xx of 2025 capital expenditure and a xx.xx% testing allocation; currency and complete-tester attribution are modeled bridges.
49. Alchip - Advanced Testing Services
    - Evidence informing base-year allocation inputs; displayed values and growth are calculated: Alchip identifies an owned V93K hosted at a test house. This supports category and ownership attribution, not annual purchase quantities, prices or the forecast.
    - Evidence informing forecast-year allocation inputs; displayed values and growth are calculated: Alchip identifies an owned V93K hosted at a test house. This supports category and ownership attribution, not annual purchase quantities, prices or the forecast.
50. University of Utah Nanofab - Verigy Tester
    - Evidence informing base-year allocation inputs; displayed values and growth are calculated: The university lists a V93000 SoC platform and access arrangement. This establishes an institutional equipment category, not a 2025 purchase or future procurement.
    - Evidence informing forecast-year allocation inputs; displayed values and growth are calculated: The university lists a V93000 SoC platform and access arrangement. This establishes an institutional equipment category, not a 2025 purchase or future procurement.

51. TEAM A.T.E. - Services

- Evidence informing base-year allocation inputs; displayed values and growth are calculated: The company describes pre-owned purchases and sales across SoC and memory ATE, supporting inclusion of eligible secondary-market purchases. Its undated offering page supplies category evidence, not 2025 transaction value. ([team-ate.com](https://www.team-ate.com/services))
- Evidence informing forecast-year allocation inputs; displayed values and growth are calculated: The company describes pre-owned purchases and sales across SoC and memory ATE, supporting inclusion of eligible secondary-market purchases. Its undated offering page supplies category evidence, not 2025 transaction value. ([team-ate.com](https://www.team-ate.com/services))
- Evidence informing base-year allocation inputs; displayed values and growth are calculated: System rentals, rent-to-own arrangements and leases establish a third-party equipment-access route. The stated field-service limitation qualifies universal availability; neither the offering nor its category list supplies numerical leasing weights. ([team-ate.com](https://www.team-ate.com/services))
- Evidence informing forecast-year allocation inputs; displayed values and growth are calculated: System rentals, rent-to-own arrangements and leases establish a third-party equipment-access route. The stated field-service limitation qualifies universal availability; neither the offering nor its category list supplies numerical leasing weights. ([team-ate.com](https://www.team-ate.com/services))
- Evidence informing base-year allocation inputs; displayed values and growth are calculated: The company distinguishes its representation activities from inventory-based equipment transactions, supporting role-specific classification rather than assigning every represented OEM transaction to resale. ([team-ate.com](https://www.team-ate.com/services))
- Evidence informing forecast-year allocation inputs; displayed values and growth are calculated: The company distinguishes its representation activities from inventory-based equipment transactions, supporting role-specific classification rather than assigning every represented OEM transaction to resale. ([team-ate.com](https://www.team-ate.com/services))
- Evidence informing base-year allocation inputs; displayed values and growth are calculated: Purchasing surplus equipment for inventory, SoC/memory equipment offerings and rental/lease arrangements establish merchant commercial routes. The absence of a worldwide field-service organization qualifies support assumptions but supplies no revenue weight. ([team-ate.com](https://www.team-ate.com/services))
- Evidence informing forecast-year allocation inputs; displayed values and growth are calculated: Purchasing surplus equipment for inventory, SoC/memory equipment offerings and rental/lease arrangements establish merchant commercial routes. The absence of a worldwide field-service organization qualifies support assumptions but supplies no revenue weight. ([team-ate.com](https://www.team-ate.com/services))

52. Advantest Pre-Owned Solutions - Business

· Evidence informing base-year allocation inputs; displayed values and growth are calculated: The OEM's pre-owned business includes equipment resale, license switching, installation and maintenance support. This supports the purchase boundary beyond new equipment, without establishing resale revenue or a future share. ([advantest.com](https://www.advantest.com/en/customer-services/apo/business/))

· Evidence informing forecast-year allocation inputs; displayed values and growth are calculated: The OEM's pre-owned business includes equipment resale, license switching, installation and maintenance support. This supports the purchase boundary beyond new equipment, without establishing resale revenue or a future share. ([advantest.com](https://www.advantest.com/en/customer-services/apo/business/))

· Evidence informing base-year allocation inputs; displayed values and growth are calculated: OEM-managed pre-owned transactions include license switching, installation and maintenance, supporting direct classification when the consolidated manufacturer is the seller regardless of equipment age. ([advantest.com](https://www.advantest.com/en/customer-services/apo/business/))

· Evidence informing forecast-year allocation inputs; displayed values and growth are calculated: OEM-managed pre-owned transactions include license switching, installation and maintenance, supporting direct classification when the consolidated manufacturer is the seller regardless of equipment age. ([advantest.com](https://www.advantest.com/en/customer-services/apo/business/))

· Evidence informing base-year allocation inputs; displayed values and growth are calculated: The OEM-managed resale alternative qualifies an assumption that all pre-owned equipment passes through independent resellers and provides a commercial counterforce to merchant growth, without measuring its magnitude. ([advantest.com](https://www.advantest.com/en/customer-services/apo/business/))

· Evidence informing forecast-year allocation inputs; displayed values and growth are calculated: The OEM-managed resale alternative qualifies an assumption that all pre-owned equipment passes through independent resellers and provides a commercial counterforce to merchant growth, without measuring its magnitude. ([advantest.com](https://www.advantest.com/en/customer-services/apo/business/))

53. IFRS Foundation - IFRIC Update March 2023: Definition of a Lease-Substitution Rights

· Evidence informing base-year allocation inputs; displayed values and growth are calculated: The identified-asset, control and substantive-substitution criteria support distinguishing equipment leasing from outsourced testing services. This is a classification premise for both anchors, not evidence of market prevalence. ([ifrs.org](https://www.ifrs.org/news-and-events/updates/ifric/2023/ifric-update-march-2023/))

· Evidence informing forecast-year allocation inputs; displayed values and growth are calculated: The identified-asset, control and substantive-substitution criteria support distinguishing equipment leasing from outsourced testing services. This is a classification premise for both anchors, not evidence of market prevalence. ([ifrs.org](https://www.ifrs.org/news-and-events/updates/ifric/2023/ifric-update-march-2023/))

54. Spirox Corporation - 2025 Annual Report

- Evidence informing base-year allocation inputs; displayed values and growth are calculated: Consolidated revenue decreased from NTD xx.xx in 2024 to NTD xx.xx in 2025, providing a mixed-product intermediary countercheck to uniform channel growth rather than a global allocation weight. ([file.spirox.com.tw](https://file.spirox.com.tw/Annual%20Reports/2025/xx.xx%E5%B9%B4%E5%BA%A6%E5%B9%B4%E5%A0%B1%xx.xx%E8%8B%B1%E6%xx.xx%xx.xx%xx.xx.pdf))
- Evidence informing forecast-year allocation inputs; displayed values and growth are calculated: Consolidated revenue decreased from NTD xx.xx in 2024 to NTD xx.xx in 2025, providing a mixed-product intermediary countercheck to uniform channel growth rather than a global allocation weight. ([file.spirox.com.tw](https://file.spirox.com.tw/Annual%20Reports/2025/xx.xx%E5%B9%B4%E5%BA%A6%E5%B9%B4%E5%A0%B1%xx.xx%E8%8B%B1%E6%xx.xx%xx.xx%xx.xx.pdf))
- Evidence informing base-year allocation inputs; displayed values and growth are calculated: Semiconductor-equipment revenue was NTD xx.xx in 2025, separately from service and maintenance. Agency/distribution, own products and adjacent equipment prevent attributing the full amount to merchant SoC/memory tester sales. ([file.spirox.com.tw](https://file.spirox.com.tw/Annual%20Reports/2025/xx.xx%E5%B9%B4%E5%BA%A6%E5%B9%B4%E5%A0%B1%xx.xx%E8%8B%B1%E6%xx.xx%xx.xx%xx.xx.pdf))
- Evidence informing forecast-year allocation inputs; displayed values and growth are calculated: Semiconductor-equipment revenue was NTD xx.xx in 2025, separately from service and maintenance. Agency/distribution, own products and adjacent equipment prevent attributing the full amount to merchant SoC/memory tester sales. ([file.spirox.com.tw](https://file.spirox.com.tw/Annual%20Reports/2025/xx.xx%E5%B9%B4%E5%BA%A6%E5%B9%B4%E5%A0%B1%xx.xx%E8%8B%B1%E6%xx.xx%xx.xx%xx.xx.pdf))

55. KYEC (2449) - Q4 2025 Investor Update

- Evidence informing base-year allocation inputs; displayed values and growth are calculated: KYEC reports 2025 wafer-probe revenue at xx.xx%; this is a buyer-activity input requiring the disclosed equipment-value and coverage corrections, not a directly observed tester share.
- Evidence informing forecast-year allocation inputs; displayed values and growth are calculated: KYEC reports 2025 wafer-probe revenue at xx.xx%; this is a buyer-activity input requiring the disclosed equipment-value and coverage corrections, not a directly observed tester share.
- Evidence informing base-year allocation inputs; displayed values and growth are calculated: Reported final-test revenue of xx.xx% supplies the conventional package-test proxy before the assumed exclusion of adjacent activity.
- Evidence informing forecast-year allocation inputs; displayed values and growth are calculated: Reported final-test revenue of xx.xx% supplies the conventional package-test proxy before the assumed exclusion of adjacent activity.
- Evidence informing base-year allocation inputs; displayed values and growth are calculated: The company's xx.xx% data-processing application mix anchors the modeled addressable advanced-SoC purchasing cohort; it does not measure bare-die equipment sales.
- Evidence informing forecast-year allocation inputs; displayed values and growth are calculated: The company's xx.xx% data-processing application mix anchors the modeled addressable advanced-SoC purchasing cohort; it does not measure bare-die equipment sales.
- Evidence informing base-year allocation inputs; displayed values and growth are calculated: The same application-mix input constrains the intermediate-assembly cohort; reported capital expenditure is a broad spending cross-check, not insertion-specific equipment revenue.
- Evidence informing forecast-year allocation inputs; displayed values and growth are calculated: The same application-mix input constrains the intermediate-assembly cohort; reported capital expenditure is a broad spending cross-check, not insertion-specific equipment revenue.

56. Advantest to Showcase Latest Test Solutions at SEMICON Southeast Asia 2025, May 20-22
· Evidence informing base-year allocation inputs; displayed values and growth are calculated: The May xx.xx 2025 announcement identifies a die-level handler linked with a tester for singulated dies, establishing a base-year commercial offering but not its delivered equipment receipts.
· Evidence informing forecast-year allocation inputs; displayed values and growth are calculated: The May xx.xx 2025 announcement identifies a die-level handler linked with a tester for singulated dies, establishing a base-year commercial offering but not its delivered equipment receipts.
· Evidence informing base-year allocation inputs; displayed values and growth are calculated: The same dated offering includes partially assembled dies. Only attributable tester receipts, not the handler value, enter the allocation model.
· Evidence informing forecast-year allocation inputs; displayed values and growth are calculated: The same dated offering includes partially assembled dies. Only attributable tester receipts, not the handler value, enter the allocation model.
57. Teradyne - Second-Quarter 2025 Earnings Call Prepared Remarks, July 30, 2025
· Evidence informing base-year allocation inputs; displayed values and growth are calculated: July xx.xx 2025 prepared remarks report an HBM4 post-stack win and state that the new insertion was not pervasive, qualifying the assumed intermediate-assembly uptake.
· Evidence informing forecast-year allocation inputs; displayed values and growth are calculated: July xx.xx 2025 prepared remarks report an HBM4 post-stack win and state that the new insertion was not pervasive, qualifying the assumed intermediate-assembly uptake.
· Evidence informing base-year allocation inputs; displayed values and growth are calculated: The remarks distinguish new system purchases from upgrades of existing capacity. This supports retaining reuse and incremental-receipt adjustments rather than equating every new deployment opportunity with a full new tester.
· Evidence informing forecast-year allocation inputs; displayed values and growth are calculated: The remarks distinguish new system purchases from upgrades of existing capacity. This supports retaining reuse and incremental-receipt adjustments rather than equating every new deployment opportunity with a full new tester.
58. Teradyne Introduces Integrated Test Solution for AI and Data Center Devices in Collaboration with Tokyo Electron
· Evidence informing forecast-year allocation inputs; displayed values and growth are calculated: The June xx.xx 2026 coordinated singulated-device offering supports commercial availability relevant to the forecast; it does not establish 2025 sales or the modeled 2032 penetration.
· Evidence informing forecast-year allocation inputs; displayed values and growth are calculated: The offering references multiple advanced-packaging points, but this is not evidence that an individual delivery has accepted multi-insertion coverage.
59. Amkor Technology - IC Semiconductor Test Services
· Evidence informing base-year allocation inputs; displayed values and growth are calculated: The company's service description separates wafer probe, testing between assembly steps and final testing, supporting the insertion mapping rather than a sales weight or complete-tester purchase requirement.
· Evidence informing forecast-year allocation inputs; displayed values and growth are calculated: The company's service description separates wafer probe, testing between assembly steps and final testing, supporting the insertion mapping rather than a sales weight or complete-tester purchase requirement.

17.5. Germany

Table 300. Germany SoC & Memory Semiconductor Tester Market Size, 2017-2040 (USD Million)

Country	2017	2024	2025	2026	2027	2032	2040	CAGR (%)
Germany	**xx.xx**	**xx.xx**	**xx.xx**	**xx.xx**	**xx.xx**	**xx.xx**	**xx.xx**	**xx.xx**

Table 301. Germany SoC & Memory Semiconductor Tester Market Size, by Tester Type, 2017-2040 (USD Million)

Tester Type	2017	2024	2025	2026	2027	2032	2040	CAGR (%)
Combined SoC & Memory Testers	xx.xx	xx.xx	xx.xx	xx.xx	xx.xx	xx.xx	xx.xx	xx.xx
Memory Testers	xx.xx	xx.xx	xx.xx	xx.xx	xx.xx	xx.xx	xx.xx	xx.xx
SoC Testers	xx.xx	xx.xx	xx.xx	xx.xx	xx.xx	xx.xx	xx.xx	xx.xx
Total	**xx.xx**	**xx.xx**	**xx.xx**	**xx.xx**	**xx.xx**	**xx.xx**	**xx.xx**	**xx.xx**

Table 302. Germany SoC & Memory Semiconductor Tester Market Size, by Memory Testers, 2017-2040 (USD Million)

Memory Testers	2017	2024	2025	2026	2027	2032	2040	CAGR (%)
DRAM Testers	xx.xx	xx.xx	xx.xx	xx.xx	xx.xx	xx.xx	xx.xx	xx.xx
Multi-Family Memory Testers	xx.xx	xx.xx	xx.xx	xx.xx	xx.xx	xx.xx	xx.xx	xx.xx
Nonvolatile Memory Testers	xx.xx	xx.xx	xx.xx	xx.xx	xx.xx	xx.xx	xx.xx	xx.xx
SRAM Testers	xx.xx	xx.xx	xx.xx	xx.xx	xx.xx	xx.xx	xx.xx	xx.xx
Total	**xx.xx**	**xx.xx**	**xx.xx**	**xx.xx**	**xx.xx**	**xx.xx**	**xx.xx**	**xx.xx**

Table 303. Germany SoC & Memory Semiconductor Tester Market Size, by Platform Architecture, 2017-2040 (USD Million)

Platform Architecture	2017	2024	2025	2026	2027	2032	2040	CAGR (%)
Open-Standard ATE Platforms	xx.xx	xx.xx	xx.xx	xx.xx	xx.xx	xx.xx	xx.xx	xx.xx
Proprietary ATE Platforms	xx.xx	xx.xx	xx.xx	xx.xx	xx.xx	xx.xx	xx.xx	xx.xx
Total	**xx.xx**	**xx.xx**	**xx.xx**	**xx.xx**	**xx.xx**	**xx.xx**	**xx.xx**	**xx.xx**

Table 304. Germany SoC & Memory Semiconductor Tester Market Size, by Test Purpose, 2017-2040 (USD Million)

Test Purpose	2017	2024	2025	2026	2027	2032	2040	CAGR (%)
Combined Engineering and Production Testing	xx.xx	xx.xx	xx.xx	xx.xx	xx.xx	xx.xx	xx.xx	xx.xx
Engineering Evaluation and Characterization	xx.xx	xx.xx	xx.xx	xx.xx	xx.xx	xx.xx	xx.xx	xx.xx
Production Testing	xx.xx	xx.xx	xx.xx	xx.xx	xx.xx	xx.xx	xx.xx	xx.xx
Total	**xx.xx**	**xx.xx**	**xx.xx**	**xx.xx**	**xx.xx**	**xx.xx**	**xx.xx**	**xx.xx**

Table 305. Germany SoC & Memory Semiconductor Tester Market Size, by Semiconductor End Market, 2017-2040 (USD Million)

Semiconductor End Market	2017	2024	2025	2026	2027	2032	2040	CAGR (%)
Aerospace and Defense	xx.xx	xx.xx	xx.xx	xx.xx	xx.xx	xx.xx	xx.xx	xx.xx
Automotive	xx.xx	xx.xx	xx.xx	xx.xx	xx.xx	xx.xx	xx.xx	xx.xx
Communications	xx.xx	xx.xx	xx.xx	xx.xx	xx.xx	xx.xx	xx.xx	xx.xx
Computing	xx.xx	xx.xx	xx.xx	xx.xx	xx.xx	xx.xx	xx.xx	xx.xx
Consumer Electronics	xx.xx	xx.xx	xx.xx	xx.xx	xx.xx	xx.xx	xx.xx	xx.xx
Industrial Electronics	xx.xx	xx.xx	xx.xx	xx.xx	xx.xx	xx.xx	xx.xx	xx.xx
Total	**xx.xx**	**xx.xx**	**xx.xx**	**xx.xx**	**xx.xx**	**xx.xx**	**xx.xx**	**xx.xx**

Table 306. Germany SoC & Memory Semiconductor Tester Market Size, by Buyer Type, 2017-2040 (USD Million)

Buyer Type	2017	2024	2025	2026	2027	2032	2040	CAGR (%)
Fabless Semiconductor Companies	xx.xx	xx.xx	xx.xx	xx.xx	xx.xx	xx.xx	xx.xx	xx.xx
Integrated Device Manufacturers	xx.xx	xx.xx	xx.xx	xx.xx	xx.xx	xx.xx	xx.xx	xx.xx
Outsourced Assembly and Test Providers	xx.xx	xx.xx	xx.xx	xx.xx	xx.xx	xx.xx	xx.xx	xx.xx
Research and Academic Institutions	xx.xx	xx.xx	xx.xx	xx.xx	xx.xx	xx.xx	xx.xx	xx.xx
Semiconductor Design and IP Service Providers	xx.xx	xx.xx	xx.xx	xx.xx	xx.xx	xx.xx	xx.xx	xx.xx
Semiconductor Foundries	xx.xx	xx.xx	xx.xx	xx.xx	xx.xx	xx.xx	xx.xx	xx.xx
System Companies	xx.xx	xx.xx	xx.xx	xx.xx	xx.xx	xx.xx	xx.xx	xx.xx
Total	**xx.xx**	**xx.xx**	**xx.xx**	**xx.xx**	**xx.xx**	**xx.xx**	**xx.xx**	**xx.xx**

Table 307. Germany SoC & Memory Semiconductor Tester Market Size, by Acquisition Model, 2017-2040 (USD Million)

Acquisition Model	2017	2024	2025	2026	2027	2032	2040	CAGR (%)
Equipment Leasing	xx.xx	xx.xx	xx.xx	xx.xx	xx.xx	xx.xx	xx.xx	xx.xx
Equipment Purchase	xx.xx	xx.xx	xx.xx	xx.xx	xx.xx	xx.xx	xx.xx	xx.xx
Total	**xx.xx**	**xx.xx**	**xx.xx**	**xx.xx**	**xx.xx**	**xx.xx**	**xx.xx**	**xx.xx**

Table 308. Germany SoC & Memory Semiconductor Tester Market Size, by Sales Channel, 2017-2040 (USD Million)

Sales Channel	2017	2024	2025	2026	2027	2032	2040	CAGR (%)
Direct Sales	xx.xx	xx.xx	xx.xx	xx.xx	xx.xx	xx.xx	xx.xx	xx.xx
Distributor and Reseller Sales	xx.xx	xx.xx	xx.xx	xx.xx	xx.xx	xx.xx	xx.xx	xx.xx
Total	**xx.xx**	**xx.xx**	**xx.xx**	**xx.xx**	**xx.xx**	**xx.xx**	**xx.xx**	**xx.xx**

Table 309. Germany SoC & Memory Semiconductor Tester Market Size, by Test Insertion, 2017-2040 (USD Million)

Test Insertion	2017	2024	2025	2026	2027	2032	2040	CAGR (%)
In-Process Assembly Test	xx.xx	xx.xx	xx.xx	xx.xx	xx.xx	xx.xx	xx.xx	xx.xx
Multi-Insertion Test	xx.xx	xx.xx	xx.xx	xx.xx	xx.xx	xx.xx	xx.xx	xx.xx
Packaged-Device Test	xx.xx	xx.xx	xx.xx	xx.xx	xx.xx	xx.xx	xx.xx	xx.xx
Singulated-Die Test	xx.xx	xx.xx	xx.xx	xx.xx	xx.xx	xx.xx	xx.xx	xx.xx
Wafer-Level Test	xx.xx	xx.xx	xx.xx	xx.xx	xx.xx	xx.xx	xx.xx	xx.xx
Total	**xx.xx**	**xx.xx**	**xx.xx**	**xx.xx**	**xx.xx**	**xx.xx**	**xx.xx**	**xx.xx**

Sources & Evidence

1. Advantest - FY2024 Consolidated Financial Results Presentation, April 25, 2025

   • Evidence informing the 2023 market-value input; displayed series and growth include calculations: Quarterly product-revenue disclosures support calendar-2023 totals of JPY xx.xx for SoC testers and JPY xx.xx for memory testers, before modeled scope adjustments. ([advantest.com](https://www.advantest.com/document/en/investors/ir-library/result/JE_BIZ_250425_slide.pdf))

   • Evidence informing the 2024 market-value input; displayed series and growth include calculations: Quarterly product-revenue disclosures support calendar-2024 totals of JPY xx.xx for SoC testers and JPY xx.xx for memory testers; handling, services and system-level testing are disclosed separately. ([advantest.com](https://www.advantest.com/document/en/investors/ir-library/result/JE_BIZ_250425_slide.pdf))

2. Advantest - FY2025 Third Quarter Financial Results Presentation, January 28, 2026

- Evidence informing the 2025 market-value input; displayed series and growth include calculations: The disclosed January-March 2025 quarter and April-December 2025 quarters produce calendar-2025 SoC tester revenue of JPY xx.xx and memory tester revenue of JPY xx.xx. These are supplier revenues, not a published global market total. ([advantest.com](https://www.advantest.com/document/en/investors/ir-library/result/JE_BIZ_260128_slide.pdf))
- Evidence informing base-year allocation inputs; displayed values and growth are calculated: Quarterly product disclosures reconstruct calendar-2025 SoC revenue of JPY xx.xx, before the inherited eligible-SoC scope deduction.
- Evidence informing base-year allocation inputs; displayed values and growth are calculated: Quarterly memory revenue totals JPY xx.xx for calendar 2025, anchoring the memory equipment pool rather than a published global share.
- Evidence informing base-year allocation inputs; displayed values and growth are calculated: January-March memory revenue of JPY xx.xx supports the fiscal-to-calendar application-mix bridge.
- Evidence informing base-year allocation inputs; displayed values and growth are calculated: Quarterly SoC revenues of JPY xx.xx, xx.xx, xx.xx and xx.xx reconstruct calendar-2025 revenue of JPY xx.xx, the supplier revenue ceiling used for modeled eligible OPENSTAR attribution. ([advantest.com](https://www.advantest.com/document/en/investors/ir-library/result/JE_BIZ_260128_slide.pdf))
- Evidence informing base-year allocation inputs; displayed values and growth are calculated: Reported quarters support the calendar-2025 SoC revenue bridge used to estimate Computing's equipment weight. ([advantest.com](https://www.advantest.com/document/en/investors/ir-library/result/JE_BIZ_260128_slide.pdf))
- Evidence informing base-year allocation inputs; displayed values and growth are calculated: The same quarterly equipment revenues constrain the combined Computing/Communications budget before modeled separation. ([advantest.com](https://www.advantest.com/document/en/investors/ir-library/result/JE_BIZ_260128_slide.pdf))
- Evidence informing base-year allocation inputs; displayed values and growth are calculated: The quarterly product table independently reproduces calendar-2025 SoC revenue of JPY xx.xx and memory revenue of JPY xx.xx. These constrain the inherited equipment-revenue scale but do not disclose an acquisition-model split. ([advantest.com](https://www.advantest.com/document/en/investors/ir-library/result/JE_BIZ_260128_slide.pdf))
- Evidence informing base-year allocation inputs; displayed values and growth are calculated: Quarterly product disclosures reconstruct calendar-2025 SoC revenue of JPY xx.xx and memory revenue of JPY xx.xx, supporting the retained scoped manufacturer budget rather than an observed channel share. ([advantest.com](https://www.advantest.com/document/en/investors/ir-library/result/JE_BIZ_260128_slide.pdf))
- Evidence informing base-year allocation inputs; displayed values and growth are calculated: The manufacturer equipment budget provides the economic scale against which inherited intermediary penetration is allocated; the presentation does not quantify reseller receipts. ([advantest.com](https://www.advantest.com/document/en/investors/ir-library/result/JE_BIZ_260128_slide.pdf))
- Evidence informing base-year allocation inputs; displayed values and growth are calculated: Quarterly memory-system receipts reconstruct calendar-2025 revenue of JPY xx.xx, an input to the shared diversified-memory equipment budget.
- Evidence informing forecast-year allocation inputs; displayed values and growth are calculated: Quarterly memory-system receipts reconstruct calendar-2025 revenue of JPY xx.xx, an input to the shared diversified-memory equipment budget.
- Evidence informing base-year allocation inputs; displayed values and growth are calculated: The observed memory receipts constrain the parent purchasing budget from which the modeled intermediate-assembly portion is attributed; no insertion split is disclosed.
- Evidence informing forecast-year allocation inputs; displayed values and growth are calculated: The observed memory receipts constrain the parent purchasing budget from which the modeled intermediate-assembly portion is attributed; no insertion split is disclosed.
- Evidence informing base-year allocation inputs; displayed values and growth are calculated: Product-line receipts support the common equipment-budget bridge carried into the package-test allocation and its forecast starting weights.
- Evidence informing forecast-year allocation inputs; displayed values and growth are calculated: Product-line receipts support the common equipment-budget bridge carried into the package-test allocation and its forecast starting weights.

3. Advantest - FY2026 First Quarter Financial Results Presentation, July 29, 2026

- Evidence informing the 2026 market-value input; displayed series and growth include calculations: The presentation reports January-March 2026 SoC/memory revenues of JPY xx.xx/xx.xx and April-June revenues of JPY xx.xx/xx.xx. July guidance forecasts fiscal-2026 SoC/memory revenues of JPY xx.xx/xx.xx and supplies the fiscal-to-calendar bridge. Guidance is not realized revenue. ([advantest.com](https://www.advantest.com/document/en/investors/ir-library/result/JE_BIZ_260729_slide.pdf))
- Evidence informing the 2040 market-value input; displayed series and growth include calculations: Current equipment revenue and company-specific capacity plans constrain the forecast starting point, not the assumed long-run growth rate or the 2040 result. ([advantest.com](https://www.advantest.com/document/en/investors/ir-library/result/JE_BIZ_260729_slide.pdf))
- Evidence informing forecast-year allocation inputs; displayed values and growth are calculated: Actual quarterly SoC revenue and FY2026 product guidance constrain the inherited 2026 supplier bridge used to forecast relative category weights.
- Evidence informing forecast-year allocation inputs; displayed values and growth are calculated: January-March and April-June memory revenue of JPY xx.xx/xx.xx and FY2026 guidance of JPY xx.xx constrain the calendar bridge.
- Evidence informing base-year allocation inputs; displayed values and growth are calculated: Rounded fiscal DRAM mixes are xx.xx% for FY2024 and xx.xx% for FY2025; FY2026 guidance is xx.xx%. Calendar conversion and co-primary deductions are modeled.
- Evidence informing forecast-year allocation inputs; displayed values and growth are calculated: Rounded fiscal DRAM mixes are xx.xx% for FY2024 and xx.xx% for FY2025; FY2026 guidance is xx.xx%. Calendar conversion and co-primary deductions are modeled.
- Evidence informing base-year allocation inputs; displayed values and growth are calculated: Corresponding nonvolatile mixes are xx.xx%, xx.xx% and guided xx.xx%, qualifying an exclusively DRAM-led outlook without verifying future global shares.
- Evidence informing forecast-year allocation inputs; displayed values and growth are calculated: Corresponding nonvolatile mixes are xx.xx%, xx.xx% and guided xx.xx%, qualifying an exclusively DRAM-led outlook without verifying future global shares.
- Evidence informing base-year allocation inputs; displayed values and growth are calculated: Own SoC sales mix is approximately xx.xx% Computing/Communications in FY24 and xx.xx% in FY25; 2026 demand commentary constrains forecast direction, not the final share. ([advantest.com](https://www.advantest.com/document/en/investors/ir-library/result/JE_BIZ_260729_slide.pdf))
- Evidence informing forecast-year allocation inputs; displayed values and growth are calculated: Own SoC sales mix is approximately xx.xx% Computing/Communications in FY24 and xx.xx% in FY25; 2026 demand commentary constrains forecast direction, not the final share. ([advantest.com](https://www.advantest.com/document/en/investors/ir-library/result/JE_BIZ_260729_slide.pdf))
- Evidence informing base-year allocation inputs; displayed values and growth are calculated: Reported combined application proportions constrain the common budget; the separate Communications allocation and future mix remain modeled. ([advantest.com](https://www.advantest.com/document/en/investors/ir-library/result/JE_BIZ_260729_slide.pdf))
- Evidence informing forecast-year allocation inputs; displayed values and growth are calculated: Reported combined application proportions constrain the common budget; the separate Communications allocation and future mix remain modeled. ([advantest.com](https://www.advantest.com/document/en/investors/ir-library/result/JE_BIZ_260729_slide.pdf))

4. Teradyne, Inc. - Form 10-K for the Year Ended December 31, 2025
   - Evidence informing the 2023 market-value input; displayed series and growth include calculations: The revenue-disaggregation table reports 2023 point-in-time SoC revenue of USD xx.xx and memory revenue of USD xx.xx. Replacement parts require a further modeled deduction. ([investors.teradyne.com](https://investors.teradyne.com/sec-filings/all-sec-filings/content/xx.xx-xx.xx-xx.xx/xx.xx-xx.xx-xx.xx.pdf))
   - Evidence informing the 2024 market-value input; displayed series and growth include calculations: The filing reports 2024 point-in-time SoC revenue of USD xx.xx and memory revenue of USD xx.xx separately from over-time revenue and IST. ([investors.teradyne.com](https://investors.teradyne.com/sec-filings/all-sec-filings/content/xx.xx-xx.xx-xx.xx/xx.xx-xx.xx-xx.xx.pdf))
   - Evidence informing the 2025 market-value input; displayed series and growth include calculations: The filing reports 2025 point-in-time SoC revenue of USD xx.xx and memory revenue of USD xx.xx. Point-in-time recognition includes products and replacement parts and is therefore an equipment proxy rather than an exact complete-system subtotal. ([investors.teradyne.com](https://investors.teradyne.com/sec-filings/all-sec-filings/content/xx.xx-xx.xx-xx.xx/xx.xx-xx.xx-xx.xx.pdf))
   - Evidence informing base-year allocation inputs; displayed values and growth are calculated: 2025 point-in-time SoC revenue is USD xx.xx; equipment and eligible-device deductions remain modeled.
   - Evidence informing base-year allocation inputs; displayed values and growth are calculated: 2025 point-in-time memory revenue is USD xx.xx; replacement parts require the inherited equipment adjustment.
   - Evidence informing base-year allocation inputs; displayed values and growth are calculated: The filing identifies DRAM/HBM commercial activity; it does not disclose the modeled annual DRAM configuration fraction.
   - Evidence informing base-year allocation inputs; displayed values and growth are calculated: Magnum flash-memory activity supports nonvolatile category participation, not the assumed annual sales fraction.
   - Evidence informing base-year allocation inputs; displayed values and growth are calculated: Separately reported specifying and purchasing customers support treating commercial roles distinctly, without adding overlapping customer percentages.
   - Evidence informing forecast-year allocation inputs; displayed values and growth are calculated: Separately reported specifying and purchasing customers support treating commercial roles distinctly, without adding overlapping customer percentages.
   - Evidence informing base-year allocation inputs; displayed values and growth are calculated: Reported 2024-2025 product revenues supply a realized-demand challenge, but do not identify engineering-only sales; the allocation retains this attribution limitation. ([investors.teradyne.com](https://investors.teradyne.com/sec-filings/all-sec-filings/content/xx.xx-xx.xx-xx.xx/xx.xx-xx.xx-xx.xx.pdf))
   - Evidence informing forecast-year allocation inputs; displayed values and growth are calculated: Reported 2024-2025 product revenues supply a realized-demand challenge, but do not identify engineering-only sales; the allocation retains this attribution limitation. ([investors.teradyne.com](https://investors.teradyne.com/sec-filings/all-sec-filings/content/xx.xx-xx.xx-xx.xx/xx.xx-xx.xx-xx.xx.pdf))
   - Evidence informing base-year allocation inputs; displayed values and growth are calculated: Point-in-time SoC revenue grew approximately xx.xx% while memory declined approximately xx.xx%, qualifying uniform-growth assumptions rather than directly establishing purpose shares. ([investors.teradyne.com](https://investors.teradyne.com/sec-filings/all-sec-filings/content/xx.xx-xx.xx-xx.xx/xx.xx-xx.xx-xx.xx.pdf))
   - Evidence informing forecast-year allocation inputs; displayed values and growth are calculated: Point-in-time SoC revenue grew approximately xx.xx% while memory declined approximately xx.xx%, qualifying uniform-growth assumptions rather than directly establishing purpose shares. ([investors.teradyne.com](https://investors.teradyne.com/sec-filings/all-sec-filings/content/xx.xx-xx.xx-xx.xx/xx.xx-xx.xx-xx.xx.pdf))
   - Evidence informing base-year allocation inputs; displayed values and growth are calculated: Distinguishes platform specifiers from purchasing customers, supporting the requirement for an accepted joint remit rather than inferring it from platform selection. ([investors.teradyne.com](https://investors.teradyne.com/sec-filings/all-sec-filings/content/xx.xx-xx.xx-xx.xx/xx.xx-xx.xx-xx.xx.pdf))
   - Evidence informing forecast-year allocation inputs; displayed values and growth are calculated: Distinguishes platform specifiers from purchasing customers, supporting the requirement for an accepted joint remit rather than inferring it from platform selection.

5. Teradyne, Inc. - Form 10-Q for the Quarterly Period Ended June 28, 2026
   - Evidence informing the 2026 market-value input; displayed series and growth include calculations: First-half 2026 point-in-time revenue was USD xx.xx for SoC and USD xx.xx for memory. Comparable first-half 2025 amounts were USD xx.xx and USD xx.xx independently establishing strong realized growth before the modeled second half. ([investors.teradyne.com](https://investors.teradyne.com/sec-filings/all-sec-filings/content/xx.xx-xx.xx-xx.xx/xx.xx-xx.xx-xx.xx.pdf))
   - Evidence informing forecast-year allocation inputs; displayed values and growth are calculated: First-half 2026 point-in-time SoC revenue of USD xx.xx anchors the scoped and annualized SoC forecast input.
   - Evidence informing forecast-year allocation inputs; displayed values and growth are calculated: First-half 2026 point-in-time memory revenue of USD xx.xx anchors the memory forecast pool; second-half realization remains assumed.
   - Evidence informing forecast-year allocation inputs; displayed values and growth are calculated: The observed memory pool constrains the forecast numerator to which the explicitly assumed small SRAM fraction is applied; SRAM sales are not separately disclosed.
   - Evidence informing forecast-year allocation inputs; displayed values and growth are calculated: The observed memory pool constrains modeled multi-family attribution, but does not independently establish co-primary configuration sales.
   - Evidence informing forecast-year allocation inputs; displayed values and growth are calculated: The scoped memory forecast pool supplies one bounded source of combined-configuration value; the co-primary fraction remains assumed.
6. Cohu, Inc. - Form 10-K for the Fiscal Year Ended December 27, 2025
   - Evidence informing the 2023 market-value input; displayed series and growth include calculations: Cohu reports 2023 systems-semiconductor test and inspection revenue of USD xx.xx. Only an assumed complete-tester and eligible-device portion enters this market. ([sec.gov](https://www.sec.gov/Archives/edgar/data/xx.xx/xx.xx/cohu20251227_10k.htm))
   - Evidence informing the 2024 market-value input; displayed series and growth include calculations: Cohu reports 2024 systems-semiconductor test and inspection revenue of USD xx.xx separately from non-systems revenue. ([sec.gov](https://www.sec.gov/Archives/edgar/data/xx.xx/xx.xx/cohu20251227_10k.htm))
   - Evidence informing the 2025 market-value input; displayed series and growth include calculations: Cohu reports 2025 systems-semiconductor test and inspection revenue of USD xx.xx. Automation, inspection, interfaces and recurring services prevent attribution of the whole company to SoC testers. ([sec.gov](https://www.sec.gov/Archives/edgar/data/xx.xx/xx.xx/cohu20251227_10k.htm))
   - Evidence informing base-year allocation inputs; displayed values and growth are calculated: Cohu describes a primarily direct commercial model supported by targeted independent representatives, supporting direct attribution where the manufacturer remains the contractual seller. ([sec.gov](https://www.sec.gov/Archives/edgar/data/xx.xx/xx.xx/cohu20251227_10k.htm))
   - Evidence informing forecast-year allocation inputs; displayed values and growth are calculated: Cohu describes a primarily direct commercial model supported by targeted independent representatives, supporting direct attribution where the manufacturer remains the contractual seller. ([sec.gov](https://www.sec.gov/Archives/edgar/data/xx.xx/xx.xx/cohu20251227_10k.htm))
   - Evidence informing base-year allocation inputs; displayed values and growth are calculated: Independent-representative commissions are identified in selling expenses; representation alone does not establish title-taking equipment resale or a numerical distributor share. ([sec.gov](https://www.sec.gov/Archives/edgar/data/xx.xx/xx.xx/cohu20251227_10k.htm))
   - Evidence informing forecast-year allocation inputs; displayed values and growth are calculated: Independent-representative commissions are identified in selling expenses; representation alone does not establish title-taking equipment resale or a numerical distributor share. ([sec.gov](https://www.sec.gov/Archives/edgar/data/xx.xx/xx.xx/cohu20251227_10k.htm))

7. Hangzhou Changchuan Technology Co., Ltd. - 2025 Annual Report
   - Evidence informing the 2024 market-value input; displayed series and growth include calculations: The product table reports 2024 tester revenue of CNY xx.xx, distinct from handlers and other products. Its SoC-eligible portion remains modeled. ([static.cninfo.com.cn](https://static.cninfo.com.cn/finalpage/2026-xx.xx-xx.xx/xx.xx.PDF))
   - Evidence informing the 2025 market-value input; displayed series and growth include calculations: The product table reports 2025 tester revenue of CNY xx.xx. The filing's broader analog and digital portfolio requires a scope adjustment rather than inclusion of all tester revenue. ([static.cninfo.com.cn](https://static.cninfo.com.cn/finalpage/2026-xx.xx-xx.xx/xx.xx.PDF))
8. YC Corporation - Business Report for the Year Ended December 31, 2025
   - Evidence informing the 2023 market-value input; displayed series and growth include calculations: The sales table reports KRW xx.xx for the 2023 memory-wafer-tester, semiconductor-equipment, parts, modification and related category. Complete-equipment attribution requires a deduction. ([kind.krx.co.kr](https://kind.krx.co.kr/external/2026/xx.xx/xx.xx/xx.xx/xx.xx/xx.xx.htm))
   - Evidence informing the 2024 market-value input; displayed series and growth include calculations: The comparable 2024 category revenue is KRW xx.xx, not an independently isolated complete-tester total. ([kind.krx.co.kr](https://kind.krx.co.kr/external/2026/xx.xx/xx.xx/xx.xx/xx.xx/xx.xx.htm))
   - Evidence informing the 2025 market-value input; displayed series and growth include calculations: The comparable 2025 category revenue is KRW xx.xx. Parts, modifications and other equipment remain a material scope uncertainty. ([kind.krx.co.kr](https://kind.krx.co.kr/external/2026/xx.xx/xx.xx/xx.xx/xx.xx/xx.xx.htm))
   - Evidence informing base-year allocation inputs; displayed values and growth are calculated: YC reports KRW xx.xx in a broad memory-wafer-tester, parts, modification and related revenue category, constraining the inherited equipment budget.
   - Evidence informing base-year allocation inputs; displayed values and growth are calculated: The company's own business description establishes DRAM equipment activity; the assumed xx.xx% allocation is not disclosed.
   - Evidence informing base-year allocation inputs; displayed values and growth are calculated: NAND equipment participation establishes the nonvolatile commercial mapping; the assumed xx.xx% allocation is not an observed split.
9. Chroma ESG - About Chroma: 2025 Group Financial and Operating Profile
   - Evidence informing the 2025 market-value input; displayed series and growth include calculations: Chroma's own disclosure states 2025 group consolidated revenue of USD xx.xx. This broad corporate amount constrains, but does not directly measure, its eligible complete-SoC-tester revenue. ([csr.chromaate.com](https://csr.chromaate.com/en/esg-en/green-chroma-en/brand-en))
10. Chroma ESG - Green Revenue and Financial Performance, 2025
    - Evidence informing the 2024 market-value input; displayed series and growth include calculations: Chroma reports 2025 consolidated revenue growth of xx.xx%. The model uses this company growth rate to backcast its small 2024 scoped revenue budget at a constant conversion basis, not as an observed 2024 tester subtotal. ([csr.chromaate.com](https://csr.chromaate.com/en/esg-en/green-chroma-en/green-revenue-en))
    - Evidence informing the 2025 market-value input; displayed series and growth include calculations: The disclosure distinguishes broad measurement products and SLT demand, reinforcing the need to exclude unrelated corporate revenue from the SoC/memory tester estimate. ([csr.chromaate.com](https://csr.chromaate.com/en/esg-en/green-chroma-en/green-revenue-en))

11. Federal Reserve Board - Foreign Exchange Rates, G.5A, January 5, 2026

· Evidence informing the 2023 market-value input; displayed series and growth include calculations: The official annual-average exchange-rate release supplies the currency-conversion benchmark; the model uses JPY xx.xx per USD for its large calendar-2023 Japanese revenue anchor and an explicitly rounded KRW conversion for the smaller Korean budget. ([fred.stlouisfed.org](https://fred.stlouisfed.org/series/AEXJPUS/))

· Evidence informing the 2024 market-value input; displayed series and growth include calculations: The model uses JPY xx.xx per USD for calendar 2024; small CNY and KRW budgets use disclosed approximate conversion assumptions close to the official annual averages. ([fred.stlouisfed.org](https://fred.stlouisfed.org/series/AEXJPUS/))

· Evidence informing the 2025 market-value input; displayed series and growth include calculations: The model uses JPY xx.xx per USD for calendar 2025. CNY xx.xx and KRW xx.xx per USD are rounded modeling conventions, not the release's exact observations. ([fred.stlouisfed.org](https://fred.stlouisfed.org/series/AEXJPUS/))

12. SEMI - 2018 Global Semiconductor Equipment Sales Jump to Record USD 64.5 Billion

· Evidence informing the 2017 market-value input; displayed series and growth include calculations: The association's member-billings release reports xx.xx% growth in total test equipment sales in 2018. Its inverse supplies the 2017 historical proxy; it is not a direct observation of the narrower captured market. ([www1.semi.org](https://www1.semi.org/en/2018-global-semiconductor-equipment-sales-jump-record-xx.xx-billion))

· Evidence informing the 2018 market-value input; displayed series and growth include calculations: The release reports approximately USD xx.xx of total semiconductor-equipment sales in 2018, used only with the 2019 equipment total as a disclosed broad-cycle proxy. ([www1.semi.org](https://www1.semi.org/en/2018-global-semiconductor-equipment-sales-jump-record-xx.xx-billion))

13. SEMI - 2020 Global Semiconductor Equipment Sales Surge 19% to Industry Record USD 71.2 Billion

· Evidence informing the 2018 market-value input; displayed series and growth include calculations: The release reports 2019 total equipment billings of USD xx.xx. Relative to the published approximate 2018 total, this supplies a broad-equipment downturn proxy, not an observed SoC/memory tester growth rate. ([semi.org](https://www.semi.org/en/news-media-press/semi-press-releases/annual-global-semiconductor-equipment-sales))

· Evidence informing the 2019 market-value input; displayed series and growth include calculations: Reported 2020 total-test-equipment growth of xx.xx% supplies the inverse bridge into 2019. ([semi.org](https://www.semi.org/en/news-media-press/semi-press-releases/annual-global-semiconductor-equipment-sales))

· Evidence informing the 2020 market-value input; displayed series and growth include calculations: The association's member-submitted billings dataset reports xx.xx% total-test-equipment growth in 2020, used as a historical demand-cycle proxy. ([semi.org](https://www.semi.org/en/news-media-press/semi-press-releases/annual-global-semiconductor-equipment-sales))

14. SEMI - 2021 Global Semiconductor Equipment Sales Surge 44% to Industry Record USD 102.6 Billion

· Evidence informing the 2020 market-value input; displayed series and growth include calculations: Reported total-test-equipment sales growth of xx.xx% in 2021 supports the inverse bridge from the 2021 estimate to 2020. ([semi.org](https://www.semi.org/en/news-media-press-releases/semi-press-releases/2021-global-semiconductor-equipment-sales-surge-xx.xx%xx.xx-to-industry-record-%xx.xx-billion-semi-reports))

· Evidence informing the 2021 market-value input; displayed series and growth include calculations: The xx.xx% test-equipment increase is a member-billings observation for a broader equipment class, not the final market value returned here. ([semi.org](https://www.semi.org/en/news-media-press-releases/semi-press-releases/2021-global-semiconductor-equipment-sales-surge-xx.xx%xx.xx-to-industry-record-%xx.xx-billion-semi-reports))

15. SEMI - Global Semiconductor Equipment Billings Reach Industry Record USD 107.6 Billion in 2022

· Evidence informing the 2021 market-value input; displayed series and growth include calculations: The release reports a xx.xx% contraction in total-test-equipment billings in 2022, supporting the inverse historical bridge into 2021. ([semi.org](https://www.semi.org/en/news-media-press-releases/semi-press-releases/global-semiconductor-equipment-billings-reach-industry-record-%xx.xx-billion-in-2022-semi-reports))

16. SEMI - Global Semiconductor Equipment Billings Slip to USD 106.3 Billion in 2023
· Evidence informing the 2023 market-value input; displayed series and growth include calculations: The xx.xx% broader test-equipment decline supplies a historical-cycle constraint and one small-supplier backcast assumption, not the target-market level.
([semi.org](https://www.semi.org/en/news-media-press-releases/semi-press-releases/global-semiconductor-equipment-billings-slip-to-%xx.xx-billion-in-2023-semi-reports))

17. SEMI - Global Semiconductor Equipment Billings Surged to USD 117 Billion in 2024
· Evidence informing the 2024 market-value input; displayed series and growth include calculations: Realized total-test-equipment billings increased xx.xx% in 2024. This independently checks the direction and approximate magnitude of the modeled target-market recovery without substituting the broader category for this market.
([semi.org](https://www.semi.org/en/semi-press-release/global-semiconductor-equipment-billings-surged-to-xx.xx-billion-dollars-in-2024-semi-reports))

18. SEMI - Global Semiconductor Equipment Billings Reached USD 135 Billion in 2025
· Evidence informing the 2025 market-value input; displayed series and growth include calculations: The association reports realized total-test-equipment billings growth of xx.xx% in 2025. The modeled target-market increase of approximately xx.xx% is directionally consistent; differing product boundaries prevent an exact reconciliation.
([semi.org](https://www.semi.org/en/SEMI-Reports-Global-Semiconductor-Equipment-Billings-Reached-xx.xx-Billion-in-2025))

19. Advantest - Annual Securities Report and Business Report for the Year Ended March 31, 2026

- Evidence informing the 2025 market-value input; displayed series and growth include calculations: Note xx.xx identifies customer operating leases of semiconductor test systems and JPY xx.xx of future payments receivable at March xx.xx 2025. This establishes a small supplier-specific leasing activity, not annual global leasing revenue. ([advantest.com](https://www.advantest.com/document/en/investors/ir-library/report/IR_SecuritiesandBusinesReport_84th_en.pdf))
- Evidence informing the 2026 market-value input; displayed series and growth include calculations: Future customer lease payments receivable were JPY xx.xx at March xx.xx 2026; disclosed terms were one to three years and noncancelable. These figures qualify any assumption that OEM leasing is necessarily large or offers flexible exit. ([advantest.com](https://www.advantest.com/document/en/investors/ir-library/report/IR_SecuritiesandBusinesReport_84th_en.pdf))
- Evidence informing base-year allocation inputs; displayed values and growth are calculated: Named NVIDIA-group customer receipts constrain direct fabless purchasing; fiscal/calendar and eligible-equipment attribution remain modeled.
- Evidence informing forecast-year allocation inputs; displayed values and growth are calculated: Named NVIDIA-group customer receipts constrain direct fabless purchasing; fiscal/calendar and eligible-equipment attribution remain modeled.
- Evidence informing base-year allocation inputs; displayed values and growth are calculated: Named TSMC customer receipts anchor the foundry purchasing model; other suppliers and foundries require explicit coverage assumptions.
- Evidence informing forecast-year allocation inputs; displayed values and growth are calculated: Named TSMC customer receipts anchor the foundry purchasing model; other suppliers and foundries require explicit coverage assumptions.
- Evidence informing base-year allocation inputs; displayed values and growth are calculated: The equipment-revenue policy recognizes product revenue when control transfers on contractual delivery or acceptance, supporting the purchase classification rather than service-revenue attribution. ([advantest.com](https://www.advantest.com/document/en/investors/ir-library/report/IR_SecuritiesandBusinesReport_84th_en.pdf))
- Evidence informing forecast-year allocation inputs; displayed values and growth are calculated: The equipment-revenue policy recognizes product revenue when control transfers on contractual delivery or acceptance, supporting the purchase classification rather than service-revenue attribution. ([advantest.com](https://www.advantest.com/document/en/investors/ir-library/report/IR_SecuritiesandBusinesReport_84th_en.pdf))
- Evidence informing base-year allocation inputs; displayed values and growth are calculated: Note xx.xx discloses customer operating leases, one-to-three-year noncancelable terms, and remaining payments of JPY xx.xx and JPY xx.xx at March xx.xx 2025 and March xx.xx 2026. These constrain contractual and adoption assumptions, not annual global leasing revenue or the final forecast share. ([advantest.com](https://www.advantest.com/document/en/investors/ir-library/report/IR_SecuritiesandBusinesReport_84th_en.pdf))
- Evidence informing forecast-year allocation inputs; displayed values and growth are calculated: Note xx.xx discloses customer operating leases, one-to-three-year noncancelable terms, and remaining payments of JPY xx.xx and JPY xx.xx at March xx.xx 2025 and March xx.xx 2026. These constrain contractual and adoption assumptions, not annual global leasing revenue or the final forecast share. ([advantest.com](https://www.advantest.com/document/en/investors/ir-library/report/IR_SecuritiesandBusinesReport_84th_en.pdf))
- Evidence informing base-year allocation inputs; displayed values and growth are calculated: Wholly owned regional test-system sales subsidiaries establish consolidated manufacturer selling, while customer operating leases establish an OEM leasing route; both support the contractual-role allocation premise. ([advantest.com](https://www.advantest.com/document/en/investors/ir-library/report/IR_SecuritiesandBusinesReport_84th_en.pdf))
- Evidence informing forecast-year allocation inputs; displayed values and growth are calculated: Wholly owned regional test-system sales subsidiaries establish consolidated manufacturer selling, while customer operating leases establish an OEM leasing route; both support the contractual-role allocation premise. ([advantest.com](https://www.advantest.com/document/en/investors/ir-library/report/IR_SecuritiesandBusinesReport_84th_en.pdf))
- Evidence informing base-year allocation inputs; displayed values and growth are calculated: Future customer lease payments of JPY xx.xx at March xx.xx 2025 and JPY xx.xx at March xx.xx 2026 are supplier-specific receivables, not annual global merchant lease revenue; they limit rather than verify the leasing assumptions. ([advantest.com](https://www.advantest.com/document/en/investors/ir-library/report/IR_SecuritiesandBusinesReport_84th_en.pdf))

20. Amkor Technology, Inc. - Form 10-K for the Year Ended December 31, 2025

- Evidence informing the 2025 market-value input; displayed series and growth include calculations: Amkor reports 2025 capital expenditures of USD xx.xx versus USD xx.xx in 2024, covering packaging, testing and facilities. The amount is a buyer-spending constraint, not tester-only spending. ([sec.gov](https://www.sec.gov/Archives/edgar/data/xx.xx/xx.xx/amkr-xx.xx.htm))
- Evidence informing the 2026 market-value input; displayed series and growth include calculations: The filing's USD xx.xx-xx.xx 2026 capital-expenditure expectation is primarily increased by Arizona construction. It cannot be treated as an equivalent tester award or annual tester-market increment. ([sec.gov](https://www.sec.gov/Archives/edgar/data/xx.xx/xx.xx/amkr-xx.xx.htm))
- Evidence informing the 2028 market-value input; displayed series and growth include calculations: Standardized tester investment, customer-consigned equipment and equipment-redeployment risks qualify the conversion from announced capacity projects to incremental tester purchases. No project investment is added directly to the 2028 forecast. ([sec.gov](https://www.sec.gov/Archives/edgar/data/xx.xx/xx.xx/amkr-xx.xx.htm))
- Evidence informing the 2029 market-value input; displayed series and growth include calculations: The buyer's broad spending and commitment disclosures support retaining procurement-conversion and reuse uncertainty rather than equating project completion with tester sales. ([sec.gov](https://www.sec.gov/Archives/edgar/data/xx.xx/xx.xx/amkr-xx.xx.htm))
- Evidence informing base-year allocation inputs; displayed values and growth are calculated: The test-equipment accounting-life extension from five to seven years constrains the annualized production denominator against which engineering purchasing is compared. ([sec.gov](https://www.sec.gov/Archives/edgar/data/xx.xx/xx.xx/amkr-xx.xx.htm))
- Evidence informing forecast-year allocation inputs; displayed values and growth are calculated: The test-equipment accounting-life extension from five to seven years constrains the annualized production denominator against which engineering purchasing is compared. ([sec.gov](https://www.sec.gov/Archives/edgar/data/xx.xx/xx.xx/amkr-xx.xx.htm))
- Evidence informing base-year allocation inputs; displayed values and growth are calculated: Seven-year test-equipment accounting life anchors the selected purchasing-frequency proxy; broad capital expenditure is not treated as tester-only spending. ([sec.gov](https://www.sec.gov/Archives/edgar/data/xx.xx/xx.xx/amkr-xx.xx.htm))
- Evidence informing forecast-year allocation inputs; displayed values and growth are calculated: Seven-year test-equipment accounting life anchors the selected purchasing-frequency proxy; broad capital expenditure is not treated as tester-only spending. ([sec.gov](https://www.sec.gov/Archives/edgar/data/xx.xx/xx.xx/amkr-xx.xx.htm))
- Evidence informing base-year allocation inputs; displayed values and growth are calculated: Standardized platforms and customer-consigned testers qualify ownership and reuse attribution; these conditions do not establish accepted joint-purpose deployment. ([sec.gov](https://www.sec.gov/Archives/edgar/data/xx.xx/xx.xx/amkr-xx.xx.htm))
- Evidence informing forecast-year allocation inputs; displayed values and growth are calculated: Standardized platforms and customer-consigned testers qualify ownership and reuse attribution; these conditions do not establish accepted joint-purpose deployment. ([sec.gov](https://www.sec.gov/Archives/edgar/data/xx.xx/xx.xx/amkr-xx.xx.htm))
- Evidence informing base-year allocation inputs; displayed values and growth are calculated: The buyer reports approximately xx.xx% Computing sales and standardized tester investment, providing a representativeness and reuse check, not equipment-market weights. ([sec.gov](https://www.sec.gov/Archives/edgar/data/xx.xx/xx.xx/amkr-xx.xx.htm))
- Evidence informing forecast-year allocation inputs; displayed values and growth are calculated: The buyer reports approximately xx.xx% Computing sales and standardized tester investment, providing a representativeness and reuse check, not equipment-market weights. ([sec.gov](https://www.sec.gov/Archives/edgar/data/xx.xx/xx.xx/amkr-xx.xx.htm))
- Evidence informing base-year allocation inputs; displayed values and growth are calculated: Approximately xx.xx% Communications sales and customer-consigned equipment demonstrate why operator revenue and ownership cannot directly determine tester purchasing shares. ([sec.gov](https://www.sec.gov/Archives/edgar/data/xx.xx/xx.xx/amkr-xx.xx.htm))
- Evidence informing forecast-year allocation inputs; displayed values and growth are calculated: Approximately xx.xx% Communications sales and customer-consigned equipment demonstrate why operator revenue and ownership cannot directly determine tester purchasing shares. ([sec.gov](https://www.sec.gov/Archives/edgar/data/xx.xx/xx.xx/amkr-xx.xx.htm))
- Evidence informing base-year allocation inputs; displayed values and growth are calculated: Approximately xx.xx% Consumer sales provide a buyer-specific countercheck; shared-platform practices do not quantify

21. Intel Corporation - Form 10-K for the Year Ended December 27, 2025
    - Evidence informing forecast-year allocation inputs; displayed values and growth are calculated: Discontinued Germany expansion constrains the forecast; no canceled-project tester increment is included.
22. Teradyne - Magnum 2 Memory Test Solution
    - Evidence informing base-year allocation inputs; displayed values and growth are calculated: Magnum xx.xx lists SRAM applications, establishing a commercial category mapping without supplying a revenue weight.
    - Evidence informing forecast-year allocation inputs; displayed values and growth are calculated: Magnum xx.xx lists SRAM applications, establishing a commercial category mapping without supplying a revenue weight.
    - Evidence informing base-year allocation inputs; displayed values and growth are calculated: DRAM, SRAM, NOR and NAND capability overlaps support mutually exclusive configuration attribution rather than adding advertised capabilities as sales.
    - Evidence informing forecast-year allocation inputs; displayed values and growth are calculated: DRAM, SRAM, NOR and NAND capability overlaps support mutually exclusive configuration attribution rather than adding advertised capabilities as sales.
    - Evidence informing base-year allocation inputs; displayed values and growth are calculated: Low-end SoC and memory applications identify a candidate combined-capability pool; actual joint customer mandates and numerical fractions remain unmeasured.
    - Evidence informing forecast-year allocation inputs; displayed values and growth are calculated: Low-end SoC and memory applications identify a candidate combined-capability pool; actual joint customer mandates and numerical fractions remain unmeasured.
    - Evidence informing base-year allocation inputs; displayed values and growth are calculated: Separately identifies an engineering configuration, supporting purpose classification and the direction of the modeled realization difference, not its exact numerical price ratio. ([teradyne.com](https://www.teradyne.com/products/magnum-xx.xx/))
    - Evidence informing forecast-year allocation inputs; displayed values and growth are calculated: Separately identifies an engineering configuration, supporting purpose classification and the direction of the modeled realization difference, not its exact numerical price ratio. ([teradyne.com](https://www.teradyne.com/products/magnum-xx.xx/))
    - Evidence informing base-year allocation inputs; displayed values and growth are calculated: Separately identifies production configurations, supporting production-purpose attribution rather than classification from family-wide capability alone. ([teradyne.com](https://www.teradyne.com/products/magnum-xx.xx/))
    - Evidence informing forecast-year allocation inputs; displayed values and growth are calculated: Separately identifies production configurations, supporting production-purpose attribution rather than classification from family-wide capability alone. ([teradyne.com](https://www.teradyne.com/products/magnum-xx.xx/))
    - Evidence informing base-year allocation inputs; displayed values and growth are calculated: Engineering programs can transfer to production versions; this supports conditional continuity but does not measure joint-purpose purchases or the forecast adoption multiplier. ([teradyne.com](https://www.teradyne.com/products/magnum-xx.xx/))
    - Evidence informing forecast-year allocation inputs; displayed values and growth are calculated: Engineering programs can transfer to production versions; this supports conditional continuity but does not measure joint-purpose purchases or the forecast adoption multiplier. ([teradyne.com](https://www.teradyne.com/products/magnum-xx.xx/))
23. Advantest - T5835 Memory Test System
    - Evidence informing base-year allocation inputs; displayed values and growth are calculated: T5835 is commercially positioned for both DRAM and NAND, supporting the cross-family classification premise but not the modeled co-primary revenue fraction.
    - Evidence informing forecast-year allocation inputs; displayed values and growth are calculated: T5835 is commercially positioned for both DRAM and NAND, supporting the cross-family classification premise but not the modeled co-primary revenue fraction.

24. Advantest - T5503HS2 Memory Test System
    - Evidence informing base-year allocation inputs; displayed values and growth are calculated: DRAM/HBM product positioning establishes category mapping; the documented installed-T5503 upgrade path supports retaining upgrade-substitution uncertainty rather than assuming universal replacement.
    - Evidence informing forecast-year allocation inputs; displayed values and growth are calculated: DRAM/HBM product positioning establishes category mapping; the documented installed-T5503 upgrade path supports retaining upgrade-substitution uncertainty rather than assuming universal replacement.
25. Advantest will Showcase Latest Memory Test Solutions at Future of Memory and Storage 2024
    - Evidence informing base-year allocation inputs; displayed values and growth are calculated: The August xx.xx 2024 announcement identifies T5835 among promoted memory offerings, establishing pre-base-year commercial positioning without proving customer acceptance or sales mix.
26. Advantest - V93000 SoC Test Systems
    - Evidence informing base-year allocation inputs; displayed values and growth are calculated: Advantest classifies V93000 as a SoC Test System, supporting the commercial mapping of its reported SoC equipment pool without establishing a sales percentage.
    - Evidence informing forecast-year allocation inputs; displayed values and growth are calculated: Advantest classifies V93000 as a SoC Test System, supporting the commercial mapping of its reported SoC equipment pool without establishing a sales percentage.
    - Evidence informing base-year allocation inputs; displayed values and growth are calculated: V93000 documentation identifies reusable programs and interface hardware across generations and supplier-developed SmarTest software. These support the retained-investment condition, not a measured switching rate or forecast share. ([advantest.com](https://www.advantest.com/en/products/semiconductor-test-system/soc/v93000/))
    - Evidence informing forecast-year allocation inputs; displayed values and growth are calculated: V93000 documentation identifies reusable programs and interface hardware across generations and supplier-developed SmarTest software. These support the retained-investment condition, not a measured switching rate or forecast share. ([advantest.com](https://www.advantest.com/en/products/semiconductor-test-system/soc/v93000/))
27. Emerson Electric Co. - Form 10-K for the Year Ended September 30, 2025
    - Evidence informing base-year allocation inputs; displayed values and growth are calculated: Reported Test & Measurement sales of USD xx.xx in FY2025 and USD xx.xx in FY2024 constrain the broad NI revenue proxy, not complete SoC/memory tester revenue. ([ir.emerson.com](https://ir.emerson.com/sec-filings/all-sec-filings/content/xx.xx-xx.xx-xx.xx/emr-xx.xx.htm))
28. Emerson Electric Co. - Form 10-Q for the Quarter Ended December 31, 2025
    - Evidence informing base-year allocation inputs; displayed values and growth are calculated: December-quarter Test & Measurement sales of USD xx.xx versus USD xx.xx supply the approximate calendar bridge. Prior-period segment presentation was reclassified, limiting level comparability. ([sec.gov](https://www.sec.gov/Archives/edgar/data/xx.xx/xx.xx/emr-xx.xx.htm))
29. National Instruments Corporation - 2022 Annual Report
    - Evidence informing base-year allocation inputs; displayed values and growth are calculated: Semiconductor and Electronics represented approximately xx.xx% of NI's 2022 revenue, with approximately half from production test and half from R&D test. These historical mix observations calibrate, but do not verify, the 2025 scoped equipment budget. ([sec.gov](https://www.sec.gov/Archives/edgar/data/xx.xx/xx.xx/ny20006399x3_ars.pdf))

30. Advantest - FY2025 Financial Briefing, April 27, 2026

· Evidence informing base-year allocation inputs; displayed values and growth are calculated: Automotive/industrial/consumer/DDIC represented approximately xx.xx% and xx.xx% of fiscal SoC sales in FY2024 and FY2025, rounded to five-percentage-point increments. These application proportions constrain the mainstream equipment attribution. ([advantest.com](https://www.advantest.com/document/en/investors/ir-library/result/JE_BIZ_260427_slide.pdf))

· Evidence informing forecast-year allocation inputs; displayed values and growth are calculated: Automotive/industrial/consumer/DDIC represented approximately xx.xx% and xx.xx% of fiscal SoC sales in FY2024 and FY2025, rounded to five-percentage-point increments. These application proportions constrain the mainstream equipment attribution. ([advantest.com](https://www.advantest.com/document/en/investors/ir-library/result/JE_BIZ_260427_slide.pdf))

· Evidence informing base-year allocation inputs; displayed values and growth are calculated: Fiscal SoC sales increased from JPY xx.xx to JPY xx.xx, while computing/communications represented approximately xx.xx% of FY2025 SoC sales. This supports differentiated application-growth assumptions, not a directly observed proprietary share or future allocation. ([advantest.com](https://www.advantest.com/document/en/investors/ir-library/result/JE_BIZ_260427_slide.pdf))

· Evidence informing forecast-year allocation inputs; displayed values and growth are calculated: Fiscal SoC sales increased from JPY xx.xx to JPY xx.xx, while computing/communications represented approximately xx.xx% of FY2025 SoC sales. This supports differentiated application-growth assumptions, not a directly observed proprietary share or future allocation. ([advantest.com](https://www.advantest.com/document/en/investors/ir-library/result/JE_BIZ_260427_slide.pdf))

31. Advantest - Annual Report 2005

· Evidence informing base-year allocation inputs; displayed values and growth are calculated: The report identifies T2000's OPENSTAR basis and publicly available specifications developed through the Semiconductor Test Consortium. This supports historical standards classification only; its historical market-share statements are not used. ([www3.advantest.com](https://www3.advantest.com/documents/xx.xx/xx.xx/pdf_investor_AR2005_en.pdf))

· Evidence informing forecast-year allocation inputs; displayed values and growth are calculated: The report identifies T2000's OPENSTAR basis and publicly available specifications developed through the Semiconductor Test Consortium. This supports historical standards classification only; its historical market-share statements are not used. ([www3.advantest.com](https://www3.advantest.com/documents/xx.xx/xx.xx/pdf_investor_AR2005_en.pdf))

32. Advantest - What Is ATE (Automated Test Equipment)? Roles, Systems & Future Outlook

· Evidence informing base-year allocation inputs; displayed values and growth are calculated: Current company positioning identifies T2000 as open architecture and associates it with microcontroller and automotive applications, supporting continuity of the classification premise without measuring sales. ([advantest.com](https://www.advantest.com/en/semiconductor-basics/automated-test-equipment/))

· Evidence informing forecast-year allocation inputs; displayed values and growth are calculated: Current company positioning identifies T2000 as open architecture and associates it with microcontroller and automotive applications, supporting continuity of the classification premise without measuring sales. ([advantest.com](https://www.advantest.com/en/semiconductor-basics/automated-test-equipment/))

· Evidence informing base-year allocation inputs; displayed values and growth are calculated: The company distinguishes V93000's supplier-specific architecture from T2000's open-architecture positioning, supporting platform-level rather than supplier-wide classification. ([advantest.com](https://www.advantest.com/en/semiconductor-basics/automated-test-equipment/))

· Evidence informing forecast-year allocation inputs; displayed values and growth are calculated: The company distinguishes V93000's supplier-specific architecture from T2000's open-architecture positioning, supporting platform-level rather than supplier-wide classification. ([advantest.com](https://www.advantest.com/en/semiconductor-basics/automated-test-equipment/))

33. NI - What Is the Semiconductor Test System (STS)?

· Evidence informing base-year allocation inputs; displayed values and growth are calculated: STS is an integrated PXI-based ATE offering with broad RF, mixed-signal and MEMS positioning. This establishes the architecture and turnkey commercial model while requiring deductions for applications outside the captured SoC/memory boundary. ([ni.com](https://www.ni.com/en/shop/electronic-test-instrumentation/what-is-the-semiconductor-test-system.html))

· Evidence informing forecast-year allocation inputs; displayed values and growth are calculated: STS is an integrated PXI-based ATE offering with broad RF, mixed-signal and MEMS positioning. This establishes the architecture and turnkey commercial model while requiring deductions for applications outside the captured SoC/memory boundary. ([ni.com](https://www.ni.com/en/shop/electronic-test-instrumentation/what-is-the-semiconductor-test-system.html))

34. Marvin Test Solutions - PXIe Semiconductor Test System, TS-960e Series

· Evidence informing base-year allocation inputs; displayed values and growth are calculated: TS-960e is marketed as a complete integrated PXI Express semiconductor system for SoC applications, including proprietary application elements. It establishes commercial category participation, not the modeled smaller-system shipment count or price. ([marvintest.com](https://www.marvintest.com/Product/TS-960e-Series))

35. Emerson Electric Co. - Form 10-Q for the Quarter Ended June 30, 2026

· Evidence informing forecast-year allocation inputs; displayed values and growth are calculated: Nine-month Test & Measurement revenue of USD xx.xx versus USD xx.xx provides the broad growth calibration for the assumed 2026 eligible-equipment increase. Semiconductor and aerospace/defense both contributed, so the disclosure does not isolate open-standard SoC/memory sales. ([ir.emerson.com](https://ir.emerson.com/sec-filings/all-sec-filings/content/xx.xx-xx.xx-xx.xx/emr-xx.xx.htm))

36. PXI Systems Alliance - What Is PXI

· Evidence informing base-year allocation inputs; displayed values and growth are calculated: The association defines PXI as an open modular standard with a multi-vendor ecosystem and distinguishes its building blocks from completed application systems. This supports the governing-architecture boundary, not sales weights. ([pxisa.org](https://pxisa.org/what-is-pxi/))

· Evidence informing forecast-year allocation inputs; displayed values and growth are calculated: The association defines PXI as an open modular standard with a multi-vendor ecosystem and distinguishes its building blocks from completed application systems. This supports the governing-architecture boundary, not sales weights. ([pxisa.org](https://pxisa.org/what-is-pxi/))

37. Test Services - UTAC Group

- Evidence informing base-year allocation inputs; displayed values and growth are calculated: Reports xx.xx+ test engineers alongside 2,000+ testers, anchoring the engineering-station proxy used in the base model and carried into the forecast; it does not disclose purpose sales shares. ([utacgroup.com](https://utacgroup.com/test-services/))
- Evidence informing forecast-year allocation inputs; displayed values and growth are calculated: Reports xx.xx+ test engineers alongside 2,000+ testers, anchoring the engineering-station proxy used in the base model and carried into the forecast; it does not disclose purpose sales shares. ([utacgroup.com](https://utacgroup.com/test-services/))
- Evidence informing base-year allocation inputs; displayed values and growth are calculated: The 2,000+ tester fleet provides an operator-stock benchmark that is converted to annual value only through the disclosed purchasing-frequency assumptions. ([utacgroup.com](https://utacgroup.com/test-services/))
- Evidence informing forecast-year allocation inputs; displayed values and growth are calculated: The 2,000+ tester fleet provides an operator-stock benchmark that is converted to annual value only through the disclosed purchasing-frequency assumptions. ([utacgroup.com](https://utacgroup.com/test-services/))
- Evidence informing base-year allocation inputs; displayed values and growth are calculated: Advertises engineering services and production testing within the same business, supporting commercial coexistence but not the assumed accepted joint-purpose percentage or future adoption. ([utacgroup.com](https://utacgroup.com/test-services/))
- Evidence informing forecast-year allocation inputs; displayed values and growth are calculated: Advertises engineering services and production testing within the same business, supporting commercial coexistence but not the assumed accepted joint-purpose percentage or future adoption. ([utacgroup.com](https://utacgroup.com/test-services/))

38. Efforts to Provide Value Through Business - Advantest

- Evidence informing base-year allocation inputs; displayed values and growth are calculated: States typical customer equipment use of xx.xx-xx.xx years, providing a longer-use sensitivity for the stock-to-purchasing-value bridge rather than a measured engineering share. ([advantest.com](https://www.advantest.com/en/about/sustainability/society/responding-product-liability/))
- Evidence informing base-year allocation inputs; displayed values and growth are calculated: The xx.xx-xx.xx-year use period constrains replacement assumptions and is distinguished from the buyer accounting-life proxy used in the working model. ([advantest.com](https://www.advantest.com/en/about/sustainability/society/responding-product-liability/))

39. A New Approach for IC Test - Leveraging the Strength of the PXI Platform - NI

- Evidence informing base-year allocation inputs; displayed values and growth are calculated: Describes scalable characterization and production configurations and the commercial constraints of traditional laboratory ATE, supporting a distinct engineering purchasing model. ([ni.com](https://www.ni.com/en/shop/electronic-test-instrumentation/what-is-the-semiconductor-test-system/a-new-approach-for-ic-test---leveraging-the-strength-of-the-pxi-.html))
- Evidence informing forecast-year allocation inputs; displayed values and growth are calculated: Describes scalable characterization and production configurations and the commercial constraints of traditional laboratory ATE, supporting a distinct engineering purchasing model. ([ni.com](https://www.ni.com/en/shop/electronic-test-instrumentation/what-is-the-semiconductor-test-system/a-new-approach-for-ic-test---leveraging-the-strength-of-the-pxi-.html))
- Evidence informing base-year allocation inputs; displayed values and growth are calculated: Shared hardware and software support a continuity scenario, but the record provides neither accepted joint-deployment revenue nor future penetration; both remain explicit assumptions. ([ni.com](https://www.ni.com/en/shop/electronic-test-instrumentation/what-is-the-semiconductor-test-system/a-new-approach-for-ic-test---leveraging-the-strength-of-the-pxi-.html))
- Evidence informing forecast-year allocation inputs; displayed values and growth are calculated: Shared hardware and software support a continuity scenario, but the record provides neither accepted joint-deployment revenue nor future penetration; both remain explicit assumptions. ([ni.com](https://www.ni.com/en/shop/electronic-test-instrumentation/what-is-the-semiconductor-test-system/a-new-approach-for-ic-test---leveraging-the-strength-of-the-pxi-.html))

40. Teradyne - 2025 Annual Report to Shareholders
- Evidence informing base-year allocation inputs; displayed values and growth are calculated: The USD xx.xx Compute application weight anchors the scoped Computing allocation. ([investors.teradyne.com](https://investors.teradyne.com/sec-filings/all-sec-filings/content/xx.xx-xx.xx-xx.xx/xx.xx-xx.xx-xx.xx.pdf))
- Evidence informing base-year allocation inputs; displayed values and growth are calculated: The USD xx.xx Mobility weight and networking exposure support the modeled Communications bridge. ([investors.teradyne.com](https://investors.teradyne.com/sec-filings/all-sec-filings/content/xx.xx-xx.xx-xx.xx/xx.xx-xx.xx-xx.xx.pdf))
- Evidence informing base-year allocation inputs; displayed values and growth are calculated: Published application buckets constrain the budget, but the consumer carve-out is an explicit attribution assumption. ([investors.teradyne.com](https://investors.teradyne.com/sec-filings/all-sec-filings/content/xx.xx-xx.xx-xx.xx/xx.xx-xx.xx-xx.xx.pdf))
- Evidence informing base-year allocation inputs; displayed values and growth are calculated: USD xx.xx Auto-Industrial revenue supplies the pre-exclusion pool, not an observed Automotive subtotal. ([investors.teradyne.com](https://investors.teradyne.com/sec-filings/all-sec-filings/content/xx.xx-xx.xx-xx.xx/xx.xx-xx.xx-xx.xx.pdf))
- Evidence informing base-year allocation inputs; displayed values and growth are calculated: The shared Auto-Industrial pool constrains Industrial Electronics after scope and end-use adjustments. ([investors.teradyne.com](https://investors.teradyne.com/sec-filings/all-sec-filings/content/xx.xx-xx.xx-xx.xx/xx.xx-xx.xx-xx.xx.pdf))
- Evidence informing base-year allocation inputs; displayed values and growth are calculated: The application budget constrains the modeled specialized tail; separate Product Test defense revenue is excluded. ([investors.teradyne.com](https://investors.teradyne.com/sec-filings/all-sec-filings/content/xx.xx-xx.xx-xx.xx/xx.xx-xx.xx-xx.xx.pdf))

41. TSMC - 2025 Form 20-F
- Evidence informing base-year allocation inputs; displayed values and growth are calculated: 2025 HPC revenue of NT$xx.xx anchors the adjusted logic-demand proxy; networking is separated by assumption. ([investor.tsmc.com](https://investor.tsmc.com/sites/ir/sec-filings/2025_20F%20Report.pdf))
- Evidence informing base-year allocation inputs; displayed values and growth are calculated: Smartphone revenue of NT$xx.xx and networking within HPC constrain Communications, with an explicit equipment-intensity bridge. ([investor.tsmc.com](https://investor.tsmc.com/sites/ir/sec-filings/2025_20F%20Report.pdf))

42. Micron Technology - Form 10-K for the Year Ended August 28, 2025
- Evidence informing base-year allocation inputs; displayed values and growth are calculated: Cloud, data-center and client business revenues constrain Computing's memory-equipment proxy, not equipment receipts directly. ([s25.q4cdn.com](https://s25.q4cdn.com/xx.xx/files/doc_financials/2025/ar/2025-Form-xx.xx-K.pdf))
- Evidence informing base-year allocation inputs; displayed values and growth are calculated: Mobile/client and data-center revenues provide the economic pool for modeled mobile and networking attribution. ([s25.q4cdn.com](https://s25.q4cdn.com/xx.xx/files/doc_financials/2025/ar/2025-Form-xx.xx-K.pdf))
- Evidence informing base-year allocation inputs; displayed values and growth are calculated: USD xx.xx Automotive and Embedded revenue constrains the modeled consumer-memory tail. ([s25.q4cdn.com](https://s25.q4cdn.com/xx.xx/files/doc_financials/2025/ar/2025-Form-xx.xx-K.pdf))
- Evidence informing base-year allocation inputs; displayed values and growth are calculated: The embedded business supplies a bounded activity proxy requiring scope, realization and end-use adjustments. ([s25.q4cdn.com](https://s25.q4cdn.com/xx.xx/files/doc_financials/2025/ar/2025-Form-xx.xx-K.pdf))
- Evidence informing base-year allocation inputs; displayed values and growth are calculated: The embedded business constrains Industrial Electronics memory activity; its equipment conversion is assumed. ([s25.q4cdn.com](https://s25.q4cdn.com/xx.xx/files/doc_financials/2025/ar/2025-Form-xx.xx-K.pdf))
- Evidence informing base-year allocation inputs; displayed values and growth are calculated: The embedded pool bounds the specialized-memory tail; no separate defense revenue is reported. ([s25.q4cdn.com](https://s25.q4cdn.com/xx.xx/files/doc_financials/2025/ar/2025-Form-xx.xx-K.pdf))

43. Semiconductor Industry Association - 2025 Factbook

· Evidence informing base-year allocation inputs; displayed values and growth are calculated: 2024 PC/Computer semiconductor demand of xx.xx% enters only the scope-adjusted secondary-supplier proxy. ([semiconductors.org](https://www.semiconductors.org/wp-content/uploads/2025/xx.xx/2025-SIA-Factbook-FINAL-xx.xx.pdf))

· Evidence informing base-year allocation inputs; displayed values and growth are calculated: 2024 Communications demand of xx.xx% is adjusted for eligible equipment scope before use. ([semiconductors.org](https://www.semiconductors.org/wp-content/uploads/2025/xx.xx/2025-SIA-Factbook-FINAL-xx.xx.pdf))

· Evidence informing base-year allocation inputs; displayed values and growth are calculated: Consumer semiconductor demand of xx.xx% anchors the adjusted minor-application weights. ([semiconductors.org](https://www.semiconductors.org/wp-content/uploads/2025/xx.xx/2025-SIA-Factbook-FINAL-xx.xx.pdf))

· Evidence informing base-year allocation inputs; displayed values and growth are calculated: Automotive demand of xx.xx% is reduced for non-SoC exposure in the commercial proxy. ([semiconductors.org](https://www.semiconductors.org/wp-content/uploads/2025/xx.xx/2025-SIA-Factbook-FINAL-xx.xx.pdf))

· Evidence informing base-year allocation inputs; displayed values and growth are calculated: Industrial demand of xx.xx% anchors a scope-adjusted weight, not a tester-equipment share. ([semiconductors.org](https://www.semiconductors.org/wp-content/uploads/2025/xx.xx/2025-SIA-Factbook-FINAL-xx.xx.pdf))

· Evidence informing base-year allocation inputs; displayed values and growth are calculated: Government demand of xx.xx%, including military, constrains the specialized end-use proxy. ([semiconductors.org](https://www.semiconductors.org/wp-content/uploads/2025/xx.xx/2025-SIA-Factbook-FINAL-xx.xx.pdf))

44. WSTS - Semiconductor Market Insights, October 2024

· Evidence informing base-year allocation inputs; displayed values and growth are calculated: The detailed Consumer definition includes entertainment products, household white goods and personal wearables, supporting consistent end-use attribution. ([semiconductors.org](https://www.semiconductors.org/wp-content/uploads/2025/xx.xx/WSTS-Presentation-Subscription-Oct2024.pdf))

· Evidence informing forecast-year allocation inputs; displayed values and growth are calculated: The detailed Consumer definition includes entertainment products, household white goods and personal wearables, supporting consistent end-use attribution. ([semiconductors.org](https://www.semiconductors.org/wp-content/uploads/2025/xx.xx/WSTS-Presentation-Subscription-Oct2024.pdf))

· Evidence informing base-year allocation inputs; displayed values and growth are calculated: Industrial includes professional test, control and measuring equipment, distinguishing it from household consumer equipment. ([semiconductors.org](https://www.semiconductors.org/wp-content/uploads/2025/xx.xx/WSTS-Presentation-Subscription-Oct2024.pdf))

· Evidence informing forecast-year allocation inputs; displayed values and growth are calculated: Industrial includes professional test, control and measuring equipment, distinguishing it from household consumer equipment. ([semiconductors.org](https://www.semiconductors.org/wp-content/uploads/2025/xx.xx/WSTS-Presentation-Subscription-Oct2024.pdf))

· Evidence informing base-year allocation inputs; displayed values and growth are calculated: Government is defined as military and aerospace in the detailed end-use illustration, supporting the retained category mapping. ([semiconductors.org](https://www.semiconductors.org/wp-content/uploads/2025/xx.xx/WSTS-Presentation-Subscription-Oct2024.pdf))

· Evidence informing forecast-year allocation inputs; displayed values and growth are calculated: Government is defined as military and aerospace in the detailed end-use illustration, supporting the retained category mapping. ([semiconductors.org](https://www.semiconductors.org/wp-content/uploads/2025/xx.xx/WSTS-Presentation-Subscription-Oct2024.pdf))

45. NXP Semiconductors - Form 10-K for the Year Ended December 31, 2025

· Evidence informing base-year allocation inputs; displayed values and growth are calculated: 2025 Automotive revenue of USD xx.xx, down xx.xx%, qualifies assumptions of immediate equipment-demand acceleration. ([sec.gov](https://www.sec.gov/Archives/edgar/data/xx.xx/xx.xx/nxpi-xx.xx.htm))

· Evidence informing forecast-year allocation inputs; displayed values and growth are calculated: 2025 Automotive revenue of USD xx.xx, down xx.xx%, qualifies assumptions of immediate equipment-demand acceleration. ([sec.gov](https://www.sec.gov/Archives/edgar/data/xx.xx/xx.xx/nxpi-xx.xx.htm))

· Evidence informing base-year allocation inputs; displayed values and growth are calculated: Industrial & IoT revenue of USD xx.xx increased xx.xx%, constraining the near-term recovery assumption rather than measuring tester sales. ([sec.gov](https://www.sec.gov/Archives/edgar/data/xx.xx/xx.xx/nxpi-xx.xx.htm))

· Evidence informing forecast-year allocation inputs; displayed values and growth are calculated: Industrial & IoT revenue of USD xx.xx increased xx.xx%, constraining the near-term recovery assumption rather than measuring tester sales. ([sec.gov](https://www.sec.gov/Archives/edgar/data/xx.xx/xx.xx/nxpi-xx.xx.htm))

46. NXP Semiconductors - Product Longevity

    · Evidence informing forecast-year allocation inputs; displayed values and growth are calculated: Participating products have minimum xx.xx- or xx.xx-year longevity periods; these do not establish tester replacement or support periods.
    ([nxp.com](https://www.nxp.com/products/nxp-product-information/nxp-product-programs/product-longevity%3APRDCT_LONGEVITY_HM))

    · Evidence informing forecast-year allocation inputs; displayed values and growth are calculated: The disclosed longevity condition supports retaining lifecycle uncertainty rather than inferring automatic recurring equipment purchases.
    ([nxp.com](https://www.nxp.com/products/nxp-product-information/nxp-product-programs/product-longevity%3APRDCT_LONGEVITY_HM))

47. DLA ASSIST-QuickSearch - MIL-PRF-38535 Document Details

    · Evidence informing base-year allocation inputs; displayed values and growth are calculated: The official record concerns covered microcircuits and manufacturer qualification, not tester-brand approval or equipment awards; no qualification-derived revenue premium is assumed.
    ([quicksearch.dla.mil](https://quicksearch.dla.mil/qsDocDetails.aspx?ident_number=xx.xx))

    · Evidence informing forecast-year allocation inputs; displayed values and growth are calculated: The official record concerns covered microcircuits and manufacturer qualification, not tester-brand approval or equipment awards; no qualification-derived revenue premium is assumed.
    ([quicksearch.dla.mil](https://quicksearch.dla.mil/qsDocDetails.aspx?ident_number=xx.xx))

48. ASE Technology Holding - Fourth Quarter and Full Year 2025 Financial Results, Form 6-K, February 5, 2026

    · Evidence informing base-year allocation inputs; displayed values and growth are calculated: ASE reports USD xx.xx of 2025 testing-equipment capital expenditure, a monetary purchasing anchor before complete-tester scope deductions.

    · Evidence informing forecast-year allocation inputs; displayed values and growth are calculated: ASE reports USD xx.xx of 2025 testing-equipment capital expenditure, a monetary purchasing anchor before complete-tester scope deductions.

49. ChipMOS - FY2025 and Fourth Quarter 2025 Investor Presentation

    · Evidence informing base-year allocation inputs; displayed values and growth are calculated: The presentation reports TWD xx.xx of 2025 capital expenditure and a xx.xx% testing allocation; currency and complete-tester attribution are modeled bridges.

    · Evidence informing forecast-year allocation inputs; displayed values and growth are calculated: The presentation reports TWD xx.xx of 2025 capital expenditure and a xx.xx% testing allocation; currency and complete-tester attribution are modeled bridges.

50. Alchip - Advanced Testing Services

    · Evidence informing base-year allocation inputs; displayed values and growth are calculated: Alchip identifies an owned V93K hosted at a test house. This supports category and ownership attribution, not annual purchase quantities, prices or the forecast.

    · Evidence informing forecast-year allocation inputs; displayed values and growth are calculated: Alchip identifies an owned V93K hosted at a test house. This supports category and ownership attribution, not annual purchase quantities, prices or the forecast.

51. University of Utah Nanofab - Verigy Tester

    · Evidence informing base-year allocation inputs; displayed values and growth are calculated: The university lists a V93000 SoC platform and access arrangement. This establishes an institutional equipment category, not a 2025 purchase or future procurement.

    · Evidence informing forecast-year allocation inputs; displayed values and growth are calculated: The university lists a V93000 SoC platform and access arrangement. This establishes an institutional equipment category, not a 2025 purchase or future procurement.

52. TEAM A.T.E. - Services

- Evidence informing base-year allocation inputs; displayed values and growth are calculated: The company describes pre-owned purchases and sales across SoC and memory ATE, supporting inclusion of eligible secondary-market purchases. Its undated offering page supplies category evidence, not 2025 transaction value. ([team-ate.com](https://www.team-ate.com/services))
- Evidence informing forecast-year allocation inputs; displayed values and growth are calculated: The company describes pre-owned purchases and sales across SoC and memory ATE, supporting inclusion of eligible secondary-market purchases. Its undated offering page supplies category evidence, not 2025 transaction value. ([team-ate.com](https://www.team-ate.com/services))
- Evidence informing base-year allocation inputs; displayed values and growth are calculated: System rentals, rent-to-own arrangements and leases establish a third-party equipment-access route. The stated field-service limitation qualifies universal availability; neither the offering nor its category list supplies numerical leasing weights. ([team-ate.com](https://www.team-ate.com/services))
- Evidence informing forecast-year allocation inputs; displayed values and growth are calculated: System rentals, rent-to-own arrangements and leases establish a third-party equipment-access route. The stated field-service limitation qualifies universal availability; neither the offering nor its category list supplies numerical leasing weights. ([team-ate.com](https://www.team-ate.com/services))
- Evidence informing base-year allocation inputs; displayed values and growth are calculated: The company distinguishes its representation activities from inventory-based equipment transactions, supporting role-specific classification rather than assigning every represented OEM transaction to resale. ([team-ate.com](https://www.team-ate.com/services))
- Evidence informing forecast-year allocation inputs; displayed values and growth are calculated: The company distinguishes its representation activities from inventory-based equipment transactions, supporting role-specific classification rather than assigning every represented OEM transaction to resale. ([team-ate.com](https://www.team-ate.com/services))
- Evidence informing base-year allocation inputs; displayed values and growth are calculated: Purchasing surplus equipment for inventory, SoC/memory equipment offerings and rental/lease arrangements establish merchant commercial routes. The absence of a worldwide field-service organization qualifies support assumptions but supplies no revenue weight. ([team-ate.com](https://www.team-ate.com/services))
- Evidence informing forecast-year allocation inputs; displayed values and growth are calculated: Purchasing surplus equipment for inventory, SoC/memory equipment offerings and rental/lease arrangements establish merchant commercial routes. The absence of a worldwide field-service organization qualifies support assumptions but supplies no revenue weight. ([team-ate.com](https://www.team-ate.com/services))

53. Advantest Pre-Owned Solutions - Business

- Evidence informing base-year allocation inputs; displayed values and growth are calculated: The OEM's pre-owned business includes equipment resale, license switching, installation and maintenance support. This supports the purchase boundary beyond new equipment, without establishing resale revenue or a future share. ([advantest.com](https://www.advantest.com/en/customer-services/apo/business/))
- Evidence informing forecast-year allocation inputs; displayed values and growth are calculated: The OEM's pre-owned business includes equipment resale, license switching, installation and maintenance support. This supports the purchase boundary beyond new equipment, without establishing resale revenue or a future share. ([advantest.com](https://www.advantest.com/en/customer-services/apo/business/))
- Evidence informing base-year allocation inputs; displayed values and growth are calculated: OEM-managed pre-owned transactions include license switching, installation and maintenance, supporting direct classification when the consolidated manufacturer is the seller regardless of equipment age. ([advantest.com](https://www.advantest.com/en/customer-services/apo/business/))
- Evidence informing forecast-year allocation inputs; displayed values and growth are calculated: OEM-managed pre-owned transactions include license switching, installation and maintenance, supporting direct classification when the consolidated manufacturer is the seller regardless of equipment age. ([advantest.com](https://www.advantest.com/en/customer-services/apo/business/))
- Evidence informing base-year allocation inputs; displayed values and growth are calculated: The OEM-managed resale alternative qualifies an assumption that all pre-owned equipment passes through independent resellers and provides a commercial counterforce to merchant growth, without measuring its magnitude. ([advantest.com](https://www.advantest.com/en/customer-services/apo/business/))
- Evidence informing forecast-year allocation inputs; displayed values and growth are calculated: The OEM-managed resale alternative qualifies an assumption that all pre-owned equipment passes through independent resellers and provides a commercial counterforce to merchant growth, without measuring its magnitude. ([advantest.com](https://www.advantest.com/en/customer-services/apo/business/))

54. IFRS Foundation - IFRIC Update March 2023: Definition of a Lease-Substitution Rights

- Evidence informing base-year allocation inputs; displayed values and growth are calculated: The identified-asset, control and substantive-substitution criteria support distinguishing equipment leasing from outsourced testing services. This is a classification premise for both anchors, not evidence of market prevalence. ([ifrs.org](https://www.ifrs.org/news-and-events/updates/ifric/2023/ifric-update-march-2023/))
- Evidence informing forecast-year allocation inputs; displayed values and growth are calculated: The identified-asset, control and substantive-substitution criteria support distinguishing equipment leasing from outsourced testing services. This is a classification premise for both anchors, not evidence of market prevalence. ([ifrs.org](https://www.ifrs.org/news-and-events/updates/ifric/2023/ifric-update-march-2023/))

55. Spirox Corporation - 2025 Annual Report

- Evidence informing base-year allocation inputs; displayed values and growth are calculated: Consolidated revenue decreased from NTD xx.xx in 2024 to NTD xx.xx in 2025, providing a mixed-product intermediary countercheck to uniform channel growth rather than a global allocation weight. ([file.spirox.com.tw](https://file.spirox.com.tw/Annual%20Reports/2025/xx.xx%E5%B9%B4%E5%BA%A6%E5%B9%B4%E5%A0%B1%xx.xx%E8%8B%B1%E6%xx.xx%xx.xx%xx.xx.pdf))
- Evidence informing forecast-year allocation inputs; displayed values and growth are calculated: Consolidated revenue decreased from NTD xx.xx in 2024 to NTD xx.xx in 2025, providing a mixed-product intermediary countercheck to uniform channel growth rather than a global allocation weight. ([file.spirox.com.tw](https://file.spirox.com.tw/Annual%20Reports/2025/xx.xx%E5%B9%B4%E5%BA%A6%E5%B9%B4%E5%A0%B1%xx.xx%E8%8B%B1%E6%xx.xx%xx.xx%xx.xx.pdf))
- Evidence informing base-year allocation inputs; displayed values and growth are calculated: Semiconductor-equipment revenue was NTD xx.xx in 2025, separately from service and maintenance. Agency/distribution, own products and adjacent equipment prevent attributing the full amount to merchant SoC/memory tester sales. ([file.spirox.com.tw](https://file.spirox.com.tw/Annual%20Reports/2025/xx.xx%E5%B9%B4%E5%BA%A6%E5%B9%B4%E5%A0%B1%xx.xx%E8%8B%B1%E6%xx.xx%xx.xx%xx.xx.pdf))
- Evidence informing forecast-year allocation inputs; displayed values and growth are calculated: Semiconductor-equipment revenue was NTD xx.xx in 2025, separately from service and maintenance. Agency/distribution, own products and adjacent equipment prevent attributing the full amount to merchant SoC/memory tester sales. ([file.spirox.com.tw](https://file.spirox.com.tw/Annual%20Reports/2025/xx.xx%E5%B9%B4%E5%BA%A6%E5%B9%B4%E5%A0%B1%xx.xx%E8%8B%B1%E6%xx.xx%xx.xx%xx.xx.pdf))

56. KYEC (2449) - Q4 2025 Investor Update

- Evidence informing base-year allocation inputs; displayed values and growth are calculated: KYEC reports 2025 wafer-probe revenue at xx.xx%; this is a buyer-activity input requiring the disclosed equipment-value and coverage corrections, not a directly observed tester share.
- Evidence informing forecast-year allocation inputs; displayed values and growth are calculated: KYEC reports 2025 wafer-probe revenue at xx.xx%; this is a buyer-activity input requiring the disclosed equipment-value and coverage corrections, not a directly observed tester share.
- Evidence informing base-year allocation inputs; displayed values and growth are calculated: Reported final-test revenue of xx.xx% supplies the conventional package-test proxy before the assumed exclusion of adjacent activity.
- Evidence informing forecast-year allocation inputs; displayed values and growth are calculated: Reported final-test revenue of xx.xx% supplies the conventional package-test proxy before the assumed exclusion of adjacent activity.
- Evidence informing base-year allocation inputs; displayed values and growth are calculated: The company's xx.xx% data-processing application mix anchors the modeled addressable advanced-SoC purchasing cohort; it does not measure bare-die equipment sales.
- Evidence informing forecast-year allocation inputs; displayed values and growth are calculated: The company's xx.xx% data-processing application mix anchors the modeled addressable advanced-SoC purchasing cohort; it does not measure bare-die equipment sales.
- Evidence informing base-year allocation inputs; displayed values and growth are calculated: The same application-mix input constrains the intermediate-assembly cohort; reported capital expenditure is a broad spending cross-check, not insertion-specific equipment revenue.
- Evidence informing forecast-year allocation inputs; displayed values and growth are calculated: The same application-mix input constrains the intermediate-assembly cohort; reported capital expenditure is a broad spending cross-check, not insertion-specific equipment revenue.

57. Advantest to Showcase Latest Test Solutions at SEMICON Southeast Asia 2025, May 20-22
    - Evidence informing base-year allocation inputs; displayed values and growth are calculated: The May xx.xx 2025 announcement identifies a die-level handler linked with a tester for singulated dies, establishing a base-year commercial offering but not its delivered equipment receipts.
    - Evidence informing forecast-year allocation inputs; displayed values and growth are calculated: The May xx.xx 2025 announcement identifies a die-level handler linked with a tester for singulated dies, establishing a base-year commercial offering but not its delivered equipment receipts.
    - Evidence informing base-year allocation inputs; displayed values and growth are calculated: The same dated offering includes partially assembled dies. Only attributable tester receipts, not the handler value, enter the allocation model.
    - Evidence informing forecast-year allocation inputs; displayed values and growth are calculated: The same dated offering includes partially assembled dies. Only attributable tester receipts, not the handler value, enter the allocation model.
58. Teradyne - Second-Quarter 2025 Earnings Call Prepared Remarks, July 30, 2025
    - Evidence informing base-year allocation inputs; displayed values and growth are calculated: July xx.xx 2025 prepared remarks report an HBM4 post-stack win and state that the new insertion was not pervasive, qualifying the assumed intermediate-assembly uptake.
    - Evidence informing forecast-year allocation inputs; displayed values and growth are calculated: July xx.xx 2025 prepared remarks report an HBM4 post-stack win and state that the new insertion was not pervasive, qualifying the assumed intermediate-assembly uptake.
    - Evidence informing base-year allocation inputs; displayed values and growth are calculated: The remarks distinguish new system purchases from upgrades of existing capacity. This supports retaining reuse and incremental-receipt adjustments rather than equating every new deployment opportunity with a full new tester.
    - Evidence informing forecast-year allocation inputs; displayed values and growth are calculated: The remarks distinguish new system purchases from upgrades of existing capacity. This supports retaining reuse and incremental-receipt adjustments rather than equating every new deployment opportunity with a full new tester.
59. Teradyne Introduces Integrated Test Solution for AI and Data Center Devices in Collaboration with Tokyo Electron
    - Evidence informing forecast-year allocation inputs; displayed values and growth are calculated: The June xx.xx 2026 coordinated singulated-device offering supports commercial availability relevant to the forecast; it does not establish 2025 sales or the modeled 2032 penetration.
    - Evidence informing forecast-year allocation inputs; displayed values and growth are calculated: The offering references multiple advanced-packaging points, but this is not evidence that an individual delivery has accepted multi-insertion coverage.
60. Amkor Technology - IC Semiconductor Test Services
    - Evidence informing base-year allocation inputs; displayed values and growth are calculated: The company's service description separates wafer probe, testing between assembly steps and final testing, supporting the insertion mapping rather than a sales weight or complete-tester purchase requirement.
    - Evidence informing forecast-year allocation inputs; displayed values and growth are calculated: The company's service description separates wafer probe, testing between assembly steps and final testing, supporting the insertion mapping rather than a sales weight or complete-tester purchase requirement.

17.6. India

Table 310. India SoC & Memory Semiconductor Tester Market Size, 2017-2040 (USD Million)

Country	2017	2024	2025	2026	2027	2032	2040	CAGR (%)
India	xx.xx	xx.xx	xx.xx	xx.xx	xx.xx	xx.xx	xx.xx	xx.xx

Table 311. India SoC & Memory Semiconductor Tester Market Size, by Tester Type, 2017-2040 (USD Million)

Tester Type	2017	2024	2025	2026	2027	2032	2040	CAGR (%)
Combined SoC & Memory Testers	xx.xx	xx.xx	xx.xx	xx.xx	xx.xx	xx.xx	xx.xx	xx.xx
Memory Testers	xx.xx	xx.xx	xx.xx	xx.xx	xx.xx	xx.xx	xx.xx	xx.xx
SoC Testers	xx.xx	xx.xx	xx.xx	xx.xx	xx.xx	xx.xx	xx.xx	xx.xx
Total	**xx.xx**	**xx.xx**	**xx.xx**	**xx.xx**	**xx.xx**	**xx.xx**	**xx.xx**	**xx.xx**

Table 312. India SoC & Memory Semiconductor Tester Market Size, by Memory Testers, 2017-2040 (USD Million)

Memory Testers	2017	2024	2025	2026	2027	2032	2040	CAGR (%)
DRAM Testers	xx.xx	xx.xx	xx.xx	xx.xx	xx.xx	xx.xx	xx.xx	xx.xx
Multi-Family Memory Testers	xx.xx	xx.xx	xx.xx	xx.xx	xx.xx	xx.xx	xx.xx	xx.xx
Nonvolatile Memory Testers	xx.xx	xx.xx	xx.xx	xx.xx	xx.xx	xx.xx	xx.xx	xx.xx
SRAM Testers	xx.xx	xx.xx	xx.xx	xx.xx	xx.xx	xx.xx	xx.xx	xx.xx
Total	**xx.xx**	**xx.xx**	**xx.xx**	**xx.xx**	**xx.xx**	**xx.xx**	**xx.xx**	**xx.xx**

Table 313. India SoC & Memory Semiconductor Tester Market Size, by Platform Architecture, 2017-2040 (USD Million)

Platform Architecture	2017	2024	2025	2026	2027	2032	2040	CAGR (%)
Open-Standard ATE Platforms	xx.xx	xx.xx	xx.xx	xx.xx	xx.xx	xx.xx	xx.xx	xx.xx
Proprietary ATE Platforms	xx.xx	xx.xx	xx.xx	xx.xx	xx.xx	xx.xx	xx.xx	xx.xx
Total	**xx.xx**	**xx.xx**	**xx.xx**	**xx.xx**	**xx.xx**	**xx.xx**	**xx.xx**	**xx.xx**

Table 314. India SoC & Memory Semiconductor Tester Market Size, by Test Purpose, 2017-2040 (USD Million)

Test Purpose	2017	2024	2025	2026	2027	2032	2040	CAGR (%)
Combined Engineering and Production Testing	xx.xx	xx.xx	xx.xx	xx.xx	xx.xx	xx.xx	xx.xx	xx.xx
Engineering Evaluation and Characterization	xx.xx	xx.xx	xx.xx	xx.xx	xx.xx	xx.xx	xx.xx	xx.xx
Production Testing	xx.xx	xx.xx	xx.xx	xx.xx	xx.xx	xx.xx	xx.xx	xx.xx
Total	**xx.xx**	**xx.xx**	**xx.xx**	**xx.xx**	**xx.xx**	**xx.xx**	**xx.xx**	**xx.xx**

Table 315. India SoC & Memory Semiconductor Tester Market Size, by Semiconductor End Market, 2017-2040 (USD Million)

Semiconductor End Market	2017	2024	2025	2026	2027	2032	2040	CAGR (%)
Aerospace and Defense	xx.xx	xx.xx	xx.xx	xx.xx	xx.xx	xx.xx	xx.xx	xx.xx
Automotive	xx.xx	xx.xx	xx.xx	xx.xx	xx.xx	xx.xx	xx.xx	xx.xx
Communications	xx.xx	xx.xx	xx.xx	xx.xx	xx.xx	xx.xx	xx.xx	xx.xx
Computing	xx.xx	xx.xx	xx.xx	xx.xx	xx.xx	xx.xx	xx.xx	xx.xx
Consumer Electronics	xx.xx	xx.xx	xx.xx	xx.xx	xx.xx	xx.xx	xx.xx	xx.xx
Industrial Electronics	xx.xx	xx.xx	xx.xx	xx.xx	xx.xx	xx.xx	xx.xx	xx.xx
Total	**xx.xx**	**xx.xx**	**xx.xx**	**xx.xx**	**xx.xx**	**xx.xx**	**xx.xx**	**xx.xx**

Table 316. India SoC & Memory Semiconductor Tester Market Size, by Buyer Type, 2017-2040 (USD Million)

Buyer Type	2017	2024	2025	2026	2027	2032	2040	CAGR (%)
Fabless Semiconductor Companies	xx.xx	xx.xx	xx.xx	xx.xx	xx.xx	xx.xx	xx.xx	xx.xx
Integrated Device Manufacturers	xx.xx	xx.xx	xx.xx	xx.xx	xx.xx	xx.xx	xx.xx	xx.xx
Outsourced Assembly and Test Providers	xx.xx	xx.xx	xx.xx	xx.xx	xx.xx	xx.xx	xx.xx	xx.xx
Research and Academic Institutions	xx.xx	xx.xx	xx.xx	xx.xx	xx.xx	xx.xx	xx.xx	xx.xx
Semiconductor Design and IP Service Providers	xx.xx	xx.xx	xx.xx	xx.xx	xx.xx	xx.xx	xx.xx	xx.xx
Semiconductor Foundries	xx.xx	xx.xx	xx.xx	xx.xx	xx.xx	xx.xx	xx.xx	xx.xx
System Companies	xx.xx	xx.xx	xx.xx	xx.xx	xx.xx	xx.xx	xx.xx	xx.xx
Total	**xx.xx**	**xx.xx**	**xx.xx**	**xx.xx**	**xx.xx**	**xx.xx**	**xx.xx**	**xx.xx**

Table 317. India SoC & Memory Semiconductor Tester Market Size, by Acquisition Model, 2017-2040 (USD Million)

Acquisition Model	2017	2024	2025	2026	2027	2032	2040	CAGR (%)
Equipment Leasing	xx.xx	xx.xx	xx.xx	xx.xx	xx.xx	xx.xx	xx.xx	xx.xx
Equipment Purchase	xx.xx	xx.xx	xx.xx	xx.xx	xx.xx	xx.xx	xx.xx	xx.xx
Total	**xx.xx**	**xx.xx**	**xx.xx**	**xx.xx**	**xx.xx**	**xx.xx**	**xx.xx**	**xx.xx**

Table 318. India SoC & Memory Semiconductor Tester Market Size, by Sales Channel, 2017-2040 (USD Million)

Sales Channel	2017	2024	2025	2026	2027	2032	2040	CAGR (%)
Direct Sales	xx.xx	xx.xx	xx.xx	xx.xx	xx.xx	xx.xx	xx.xx	xx.xx
Distributor and Reseller Sales	xx.xx	xx.xx	xx.xx	xx.xx	xx.xx	xx.xx	xx.xx	xx.xx
Total	**xx.xx**	**xx.xx**	**xx.xx**	**xx.xx**	**xx.xx**	**xx.xx**	**xx.xx**	**xx.xx**

Table 319. India SoC & Memory Semiconductor Tester Market Size, by Test Insertion, 2017-2040 (USD Million)

Test Insertion	2017	2024	2025	2026	2027	2032	2040	CAGR (%)
In-Process Assembly Test	xx.xx	xx.xx	xx.xx	xx.xx	xx.xx	xx.xx	xx.xx	xx.xx
Multi-Insertion Test	xx.xx	xx.xx	xx.xx	xx.xx	xx.xx	xx.xx	xx.xx	xx.xx
Packaged-Device Test	xx.xx	xx.xx	xx.xx	xx.xx	xx.xx	xx.xx	xx.xx	xx.xx
Singulated-Die Test	xx.xx	xx.xx	xx.xx	xx.xx	xx.xx	xx.xx	xx.xx	xx.xx
Wafer-Level Test	xx.xx	xx.xx	xx.xx	xx.xx	xx.xx	xx.xx	xx.xx	xx.xx
Total	**xx.xx**	**xx.xx**	**xx.xx**	**xx.xx**	**xx.xx**	**xx.xx**	**xx.xx**	**xx.xx**

Sources & Evidence

1. Advantest - FY2024 Consolidated Financial Results Presentation, April 25, 2025

   • Evidence informing the 2023 market-value input; displayed series and growth include calculations: Quarterly product-revenue disclosures support calendar-2023 totals of JPY xx.xx for SoC testers and JPY xx.xx for memory testers, before modeled scope adjustments. ([advantest.com](https://www.advantest.com/document/en/investors/ir-library/result/JE_BIZ_250425_slide.pdf))

   • Evidence informing the 2024 market-value input; displayed series and growth include calculations: Quarterly product-revenue disclosures support calendar-2024 totals of JPY xx.xx for SoC testers and JPY xx.xx for memory testers; handling, services and system-level testing are disclosed separately. ([advantest.com](https://www.advantest.com/document/en/investors/ir-library/result/JE_BIZ_250425_slide.pdf))

2. Advantest - FY2025 Third Quarter Financial Results Presentation, January 28, 2026

- Evidence informing the 2025 market-value input; displayed series and growth include calculations: The disclosed January-March 2025 quarter and April-December 2025 quarters produce calendar-2025 SoC tester revenue of JPY xx.xx and memory tester revenue of JPY xx.xx. These are supplier revenues, not a published global market total. ([advantest.com](https://www.advantest.com/document/en/investors/ir-library/result/JE_BIZ_260128_slide.pdf))
- Evidence informing base-year allocation inputs; displayed values and growth are calculated: Quarterly product disclosures reconstruct calendar-2025 SoC revenue of JPY xx.xx, before the inherited eligible-SoC scope deduction.
- Evidence informing base-year allocation inputs; displayed values and growth are calculated: Quarterly memory revenue totals JPY xx.xx for calendar 2025, anchoring the memory equipment pool rather than a published global share.
- Evidence informing base-year allocation inputs; displayed values and growth are calculated: January-March memory revenue of JPY xx.xx supports the fiscal-to-calendar application-mix bridge.
- Evidence informing base-year allocation inputs; displayed values and growth are calculated: Quarterly SoC revenues of JPY xx.xx, xx.xx, xx.xx and xx.xx reconstruct calendar-2025 revenue of JPY xx.xx, the supplier revenue ceiling used for modeled eligible OPENSTAR attribution. ([advantest.com](https://www.advantest.com/document/en/investors/ir-library/result/JE_BIZ_260128_slide.pdf))
- Evidence informing base-year allocation inputs; displayed values and growth are calculated: Reported quarters support the calendar-2025 SoC revenue bridge used to estimate Computing's equipment weight. ([advantest.com](https://www.advantest.com/document/en/investors/ir-library/result/JE_BIZ_260128_slide.pdf))
- Evidence informing base-year allocation inputs; displayed values and growth are calculated: The same quarterly equipment revenues constrain the combined Computing/Communications budget before modeled separation. ([advantest.com](https://www.advantest.com/document/en/investors/ir-library/result/JE_BIZ_260128_slide.pdf))
- Evidence informing base-year allocation inputs; displayed values and growth are calculated: The quarterly product table independently reproduces calendar-2025 SoC revenue of JPY xx.xx and memory revenue of JPY xx.xx. These constrain the inherited equipment-revenue scale but do not disclose an acquisition-model split. ([advantest.com](https://www.advantest.com/document/en/investors/ir-library/result/JE_BIZ_260128_slide.pdf))
- Evidence informing base-year allocation inputs; displayed values and growth are calculated: Quarterly product disclosures reconstruct calendar-2025 SoC revenue of JPY xx.xx and memory revenue of JPY xx.xx, supporting the retained scoped manufacturer budget rather than an observed channel share. ([advantest.com](https://www.advantest.com/document/en/investors/ir-library/result/JE_BIZ_260128_slide.pdf))
- Evidence informing base-year allocation inputs; displayed values and growth are calculated: The manufacturer equipment budget provides the economic scale against which inherited intermediary penetration is allocated; the presentation does not quantify reseller receipts. ([advantest.com](https://www.advantest.com/document/en/investors/ir-library/result/JE_BIZ_260128_slide.pdf))
- Evidence informing base-year allocation inputs; displayed values and growth are calculated: Quarterly memory-system receipts reconstruct calendar-2025 revenue of JPY xx.xx, an input to the shared diversified-memory equipment budget.
- Evidence informing forecast-year allocation inputs; displayed values and growth are calculated: Quarterly memory-system receipts reconstruct calendar-2025 revenue of JPY xx.xx, an input to the shared diversified-memory equipment budget.
- Evidence informing base-year allocation inputs; displayed values and growth are calculated: The observed memory receipts constrain the parent purchasing budget from which the modeled intermediate-assembly portion is attributed; no insertion split is disclosed.
- Evidence informing forecast-year allocation inputs; displayed values and growth are calculated: The observed memory receipts constrain the parent purchasing budget from which the modeled intermediate-assembly portion is attributed; no insertion split is disclosed.
- Evidence informing base-year allocation inputs; displayed values and growth are calculated: Product-line receipts support the common equipment-budget bridge carried into the package-test allocation and its forecast starting weights.
- Evidence informing forecast-year allocation inputs; displayed values and growth are calculated: Product-line receipts support the common equipment-budget bridge carried into the package-test allocation and its forecast starting weights.

3. Advantest - FY2026 First Quarter Financial Results Presentation, July 29, 2026

· Evidence informing the 2026 market-value input; displayed series and growth include calculations: The presentation reports January-March 2026 SoC/memory revenues of JPY xx.xx/xx.xx and April-June revenues of JPY xx.xx/xx.xx. July guidance forecasts fiscal-2026 SoC/memory revenues of JPY xx.xx/xx.xx and supplies the fiscal-to-calendar bridge. Guidance is not realized revenue. ([advantest.com](https://www.advantest.com/document/en/investors/ir-library/result/JE_BIZ_260729_slide.pdf))

· Evidence informing the 2040 market-value input; displayed series and growth include calculations: Current equipment revenue and company-specific capacity plans constrain the forecast starting point, not the assumed long-run growth rate or the 2040 result. ([advantest.com](https://www.advantest.com/document/en/investors/ir-library/result/JE_BIZ_260729_slide.pdf))

· Evidence informing forecast-year allocation inputs; displayed values and growth are calculated: Actual quarterly SoC revenue and FY2026 product guidance constrain the inherited 2026 supplier bridge used to forecast relative category weights.

· Evidence informing forecast-year allocation inputs; displayed values and growth are calculated: January-March and April-June memory revenue of JPY xx.xx/xx.xx and FY2026 guidance of JPY xx.xx constrain the calendar bridge.

· Evidence informing base-year allocation inputs; displayed values and growth are calculated: Rounded fiscal DRAM mixes are xx.xx% for FY2024 and xx.xx% for FY2025; FY2026 guidance is xx.xx%. Calendar conversion and co-primary deductions are modeled.

· Evidence informing forecast-year allocation inputs; displayed values and growth are calculated: Rounded fiscal DRAM mixes are xx.xx% for FY2024 and xx.xx% for FY2025; FY2026 guidance is xx.xx%. Calendar conversion and co-primary deductions are modeled.

· Evidence informing base-year allocation inputs; displayed values and growth are calculated: Corresponding nonvolatile mixes are xx.xx%, xx.xx% and guided xx.xx%, qualifying an exclusively DRAM-led outlook without verifying future global shares.

· Evidence informing forecast-year allocation inputs; displayed values and growth are calculated: Corresponding nonvolatile mixes are xx.xx%, xx.xx% and guided xx.xx%, qualifying an exclusively DRAM-led outlook without verifying future global shares.

· Evidence informing base-year allocation inputs; displayed values and growth are calculated: Own SoC sales mix is approximately xx.xx% Computing/Communications in FY24 and xx.xx% in FY25; 2026 demand commentary constrains forecast direction, not the final share. ([advantest.com](https://www.advantest.com/document/en/investors/ir-library/result/JE_BIZ_260729_slide.pdf))

· Evidence informing forecast-year allocation inputs; displayed values and growth are calculated: Own SoC sales mix is approximately xx.xx% Computing/Communications in FY24 and xx.xx% in FY25; 2026 demand commentary constrains forecast direction, not the final share. ([advantest.com](https://www.advantest.com/document/en/investors/ir-library/result/JE_BIZ_260729_slide.pdf))

· Evidence informing base-year allocation inputs; displayed values and growth are calculated: Reported combined application proportions constrain the common budget; the separate Communications allocation and future mix remain modeled. ([advantest.com](https://www.advantest.com/document/en/investors/ir-library/result/JE_BIZ_260729_slide.pdf))

· Evidence informing forecast-year allocation inputs; displayed values and growth are calculated: Reported combined application proportions constrain the common budget; the separate Communications allocation and future mix remain modeled. ([advantest.com](https://www.advantest.com/document/en/investors/ir-library/result/JE_BIZ_260729_slide.pdf))

4. Teradyne, Inc. - Form 10-K for the Year Ended December 31, 2025
   - Evidence informing the 2023 market-value input; displayed series and growth include calculations: The revenue-disaggregation table reports 2023 point-in-time SoC revenue of USD xx.xx and memory revenue of USD xx.xx. Replacement parts require a further modeled deduction. ([investors.teradyne.com](https://investors.teradyne.com/sec-filings/all-sec-filings/content/xx.xx-xx.xx-xx.xx/xx.xx-xx.xx-xx.xx.pdf))
   - Evidence informing the 2024 market-value input; displayed series and growth include calculations: The filing reports 2024 point-in-time SoC revenue of USD xx.xx and memory revenue of USD xx.xx separately from over-time revenue and IST. ([investors.teradyne.com](https://investors.teradyne.com/sec-filings/all-sec-filings/content/xx.xx-xx.xx-xx.xx/xx.xx-xx.xx-xx.xx.pdf))
   - Evidence informing the 2025 market-value input; displayed series and growth include calculations: The filing reports 2025 point-in-time SoC revenue of USD xx.xx and memory revenue of USD xx.xx. Point-in-time recognition includes products and replacement parts and is therefore an equipment proxy rather than an exact complete-system subtotal. ([investors.teradyne.com](https://investors.teradyne.com/sec-filings/all-sec-filings/content/xx.xx-xx.xx-xx.xx/xx.xx-xx.xx-xx.xx.pdf))
   - Evidence informing base-year allocation inputs; displayed values and growth are calculated: 2025 point-in-time SoC revenue is USD xx.xx; equipment and eligible-device deductions remain modeled.
   - Evidence informing base-year allocation inputs; displayed values and growth are calculated: 2025 point-in-time memory revenue is USD xx.xx; replacement parts require the inherited equipment adjustment.
   - Evidence informing base-year allocation inputs; displayed values and growth are calculated: The filing identifies DRAM/HBM commercial activity; it does not disclose the modeled annual DRAM configuration fraction.
   - Evidence informing base-year allocation inputs; displayed values and growth are calculated: Magnum flash-memory activity supports nonvolatile category participation, not the assumed annual sales fraction.
   - Evidence informing base-year allocation inputs; displayed values and growth are calculated: Separately reported specifying and purchasing customers support treating commercial roles distinctly, without adding overlapping customer percentages.
   - Evidence informing forecast-year allocation inputs; displayed values and growth are calculated: Separately reported specifying and purchasing customers support treating commercial roles distinctly, without adding overlapping customer percentages.
   - Evidence informing base-year allocation inputs; displayed values and growth are calculated: Reported 2024-2025 product revenues supply a realized-demand challenge, but do not identify engineering-only sales; the allocation retains this attribution limitation. ([investors.teradyne.com](https://investors.teradyne.com/sec-filings/all-sec-filings/content/xx.xx-xx.xx-xx.xx/xx.xx-xx.xx-xx.xx.pdf))
   - Evidence informing forecast-year allocation inputs; displayed values and growth are calculated: Reported 2024-2025 product revenues supply a realized-demand challenge, but do not identify engineering-only sales; the allocation retains this attribution limitation. ([investors.teradyne.com](https://investors.teradyne.com/sec-filings/all-sec-filings/content/xx.xx-xx.xx-xx.xx/xx.xx-xx.xx-xx.xx.pdf))
   - Evidence informing base-year allocation inputs; displayed values and growth are calculated: Point-in-time SoC revenue grew approximately xx.xx% while memory declined approximately xx.xx%, qualifying uniform-growth assumptions rather than directly establishing purpose shares. ([investors.teradyne.com](https://investors.teradyne.com/sec-filings/all-sec-filings/content/xx.xx-xx.xx-xx.xx/xx.xx-xx.xx-xx.xx.pdf))
   - Evidence informing forecast-year allocation inputs; displayed values and growth are calculated: Point-in-time SoC revenue grew approximately xx.xx% while memory declined approximately xx.xx%, qualifying uniform-growth assumptions rather than directly establishing purpose shares. ([investors.teradyne.com](https://investors.teradyne.com/sec-filings/all-sec-filings/content/xx.xx-xx.xx-xx.xx/xx.xx-xx.xx-xx.xx.pdf))
   - Evidence informing base-year allocation inputs; displayed values and growth are calculated: Distinguishes platform specifiers from purchasing customers, supporting the requirement for an accepted joint remit rather than inferring it from platform selection. ([investors.teradyne.com](https://investors.teradyne.com/sec-filings/all-sec-filings/content/xx.xx-xx.xx-xx.xx/xx.xx-xx.xx-xx.xx.pdf))
   - Evidence informing forecast-year allocation inputs; displayed values and growth are calculated: Distinguishes platform specifiers from purchasing customers, supporting the requirement for an accepted joint remit rather than inferring it from platform selection.

5. Teradyne, Inc. - Form 10-Q for the Quarterly Period Ended June 28, 2026
   - Evidence informing the 2026 market-value input; displayed series and growth include calculations: First-half 2026 point-in-time revenue was USD xx.xx for SoC and USD xx.xx for memory. Comparable first-half 2025 amounts were USD xx.xx and USD xx.xx independently establishing strong realized growth before the modeled second half. ([investors.teradyne.com](https://investors.teradyne.com/sec-filings/all-sec-filings/content/xx.xx-xx.xx-xx.xx/xx.xx-xx.xx-xx.xx.pdf))
   - Evidence informing forecast-year allocation inputs; displayed values and growth are calculated: First-half 2026 point-in-time SoC revenue of USD xx.xx anchors the scoped and annualized SoC forecast input.
   - Evidence informing forecast-year allocation inputs; displayed values and growth are calculated: First-half 2026 point-in-time memory revenue of USD xx.xx anchors the memory forecast pool; second-half realization remains assumed.
   - Evidence informing forecast-year allocation inputs; displayed values and growth are calculated: The observed memory pool constrains the forecast numerator to which the explicitly assumed small SRAM fraction is applied; SRAM sales are not separately disclosed.
   - Evidence informing forecast-year allocation inputs; displayed values and growth are calculated: The observed memory pool constrains modeled multi-family attribution, but does not independently establish co-primary configuration sales.
   - Evidence informing forecast-year allocation inputs; displayed values and growth are calculated: The scoped memory forecast pool supplies one bounded source of combined-configuration value; the co-primary fraction remains assumed.
6. Cohu, Inc. - Form 10-K for the Fiscal Year Ended December 27, 2025
   - Evidence informing the 2023 market-value input; displayed series and growth include calculations: Cohu reports 2023 systems-semiconductor test and inspection revenue of USD xx.xx. Only an assumed complete-tester and eligible-device portion enters this market. ([sec.gov](https://www.sec.gov/Archives/edgar/data/xx.xx/xx.xx/cohu20251227_10k.htm))
   - Evidence informing the 2024 market-value input; displayed series and growth include calculations: Cohu reports 2024 systems-semiconductor test and inspection revenue of USD xx.xx separately from non-systems revenue. ([sec.gov](https://www.sec.gov/Archives/edgar/data/xx.xx/xx.xx/cohu20251227_10k.htm))
   - Evidence informing the 2025 market-value input; displayed series and growth include calculations: Cohu reports 2025 systems-semiconductor test and inspection revenue of USD xx.xx. Automation, inspection, interfaces and recurring services prevent attribution of the whole company to SoC testers. ([sec.gov](https://www.sec.gov/Archives/edgar/data/xx.xx/xx.xx/cohu20251227_10k.htm))
   - Evidence informing base-year allocation inputs; displayed values and growth are calculated: Cohu describes a primarily direct commercial model supported by targeted independent representatives, supporting direct attribution where the manufacturer remains the contractual seller. ([sec.gov](https://www.sec.gov/Archives/edgar/data/xx.xx/xx.xx/cohu20251227_10k.htm))
   - Evidence informing forecast-year allocation inputs; displayed values and growth are calculated: Cohu describes a primarily direct commercial model supported by targeted independent representatives, supporting direct attribution where the manufacturer remains the contractual seller. ([sec.gov](https://www.sec.gov/Archives/edgar/data/xx.xx/xx.xx/cohu20251227_10k.htm))
   - Evidence informing base-year allocation inputs; displayed values and growth are calculated: Independent-representative commissions are identified in selling expenses; representation alone does not establish title-taking equipment resale or a numerical distributor share. ([sec.gov](https://www.sec.gov/Archives/edgar/data/xx.xx/xx.xx/cohu20251227_10k.htm))
   - Evidence informing forecast-year allocation inputs; displayed values and growth are calculated: Independent-representative commissions are identified in selling expenses; representation alone does not establish title-taking equipment resale or a numerical distributor share. ([sec.gov](https://www.sec.gov/Archives/edgar/data/xx.xx/xx.xx/cohu20251227_10k.htm))

7. Hangzhou Changchuan Technology Co., Ltd. - 2025 Annual Report
   - Evidence informing the 2024 market-value input; displayed series and growth include calculations: The product table reports 2024 tester revenue of CNY xx.xx, distinct from handlers and other products. Its SoC-eligible portion remains modeled. ([static.cninfo.com.cn](https://static.cninfo.com.cn/finalpage/2026-xx.xx-xx.xx/xx.xx.PDF))
   - Evidence informing the 2025 market-value input; displayed series and growth include calculations: The product table reports 2025 tester revenue of CNY xx.xx. The filing's broader analog and digital portfolio requires a scope adjustment rather than inclusion of all tester revenue. ([static.cninfo.com.cn](https://static.cninfo.com.cn/finalpage/2026-xx.xx-xx.xx/xx.xx.PDF))
8. YC Corporation - Business Report for the Year Ended December 31, 2025
   - Evidence informing the 2023 market-value input; displayed series and growth include calculations: The sales table reports KRW xx.xx for the 2023 memory-wafer-tester, semiconductor-equipment, parts, modification and related category. Complete-equipment attribution requires a deduction. ([kind.krx.co.kr](https://kind.krx.co.kr/external/2026/xx.xx/xx.xx/xx.xx/xx.xx/xx.xx.htm))
   - Evidence informing the 2024 market-value input; displayed series and growth include calculations: The comparable 2024 category revenue is KRW xx.xx, not an independently isolated complete-tester total. ([kind.krx.co.kr](https://kind.krx.co.kr/external/2026/xx.xx/xx.xx/xx.xx/xx.xx/xx.xx.htm))
   - Evidence informing the 2025 market-value input; displayed series and growth include calculations: The comparable 2025 category revenue is KRW xx.xx. Parts, modifications and other equipment remain a material scope uncertainty. ([kind.krx.co.kr](https://kind.krx.co.kr/external/2026/xx.xx/xx.xx/xx.xx/xx.xx/xx.xx.htm))
   - Evidence informing base-year allocation inputs; displayed values and growth are calculated: YC reports KRW xx.xx in a broad memory-wafer-tester, parts, modification and related revenue category, constraining the inherited equipment budget.
   - Evidence informing base-year allocation inputs; displayed values and growth are calculated: The company's own business description establishes DRAM equipment activity; the assumed xx.xx% allocation is not disclosed.
   - Evidence informing base-year allocation inputs; displayed values and growth are calculated: NAND equipment participation establishes the nonvolatile commercial mapping; the assumed xx.xx% allocation is not an observed split.
9. Chroma ESG - About Chroma: 2025 Group Financial and Operating Profile
   - Evidence informing the 2025 market-value input; displayed series and growth include calculations: Chroma's own disclosure states 2025 group consolidated revenue of USD xx.xx. This broad corporate amount constrains, but does not directly measure, its eligible complete-SoC-tester revenue. ([csr.chromaate.com](https://csr.chromaate.com/en/esg-en/green-chroma-en/brand-en))
10. Chroma ESG - Green Revenue and Financial Performance, 2025
    - Evidence informing the 2024 market-value input; displayed series and growth include calculations: Chroma reports 2025 consolidated revenue growth of xx.xx%. The model uses this company growth rate to backcast its small 2024 scoped revenue budget at a constant conversion basis, not as an observed 2024 tester subtotal. ([csr.chromaate.com](https://csr.chromaate.com/en/esg-en/green-chroma-en/green-revenue-en))
    - Evidence informing the 2025 market-value input; displayed series and growth include calculations: The disclosure distinguishes broad measurement products and SLT demand, reinforcing the need to exclude unrelated corporate revenue from the SoC/memory tester estimate. ([csr.chromaate.com](https://csr.chromaate.com/en/esg-en/green-chroma-en/green-revenue-en))

11. Federal Reserve Board - Foreign Exchange Rates, G.5A, January 5, 2026

· Evidence informing the 2023 market-value input; displayed series and growth include calculations: The official annual-average exchange-rate release supplies the currency-conversion benchmark; the model uses JPY xx.xx per USD for its large calendar-2023 Japanese revenue anchor and an explicitly rounded KRW conversion for the smaller Korean budget. ([fred.stlouisfed.org](https://fred.stlouisfed.org/series/AEXJPUS/))

· Evidence informing the 2024 market-value input; displayed series and growth include calculations: The model uses JPY xx.xx per USD for calendar 2024; small CNY and KRW budgets use disclosed approximate conversion assumptions close to the official annual averages. ([fred.stlouisfed.org](https://fred.stlouisfed.org/series/AEXJPUS/))

· Evidence informing the 2025 market-value input; displayed series and growth include calculations: The model uses JPY xx.xx per USD for calendar 2025. CNY xx.xx and KRW xx.xx per USD are rounded modeling conventions, not the release's exact observations. ([fred.stlouisfed.org](https://fred.stlouisfed.org/series/AEXJPUS/))

12. SEMI - 2018 Global Semiconductor Equipment Sales Jump to Record USD 64.5 Billion

· Evidence informing the 2017 market-value input; displayed series and growth include calculations: The association's member-billings release reports xx.xx% growth in total test equipment sales in 2018. Its inverse supplies the 2017 historical proxy; it is not a direct observation of the narrower captured market. ([www1.semi.org](https://www1.semi.org/en/2018-global-semiconductor-equipment-sales-jump-record-xx.xx-billion))

· Evidence informing the 2018 market-value input; displayed series and growth include calculations: The release reports approximately USD xx.xx of total semiconductor-equipment sales in 2018, used only with the 2019 equipment total as a disclosed broad-cycle proxy. ([www1.semi.org](https://www1.semi.org/en/2018-global-semiconductor-equipment-sales-jump-record-xx.xx-billion))

13. SEMI - 2020 Global Semiconductor Equipment Sales Surge 19% to Industry Record USD 71.2 Billion

· Evidence informing the 2018 market-value input; displayed series and growth include calculations: The release reports 2019 total equipment billings of USD xx.xx. Relative to the published approximate 2018 total, this supplies a broad-equipment downturn proxy, not an observed SoC/memory tester growth rate. ([semi.org](https://www.semi.org/en/news-media-press/semi-press-releases/annual-global-semiconductor-equipment-sales))

· Evidence informing the 2019 market-value input; displayed series and growth include calculations: Reported 2020 total-test-equipment growth of xx.xx% supplies the inverse bridge into 2019. ([semi.org](https://www.semi.org/en/news-media-press/semi-press-releases/annual-global-semiconductor-equipment-sales))

· Evidence informing the 2020 market-value input; displayed series and growth include calculations: The association's member-submitted billings dataset reports xx.xx% total-test-equipment growth in 2020, used as a historical demand-cycle proxy. ([semi.org](https://www.semi.org/en/news-media-press/semi-press-releases/annual-global-semiconductor-equipment-sales))

14. SEMI - 2021 Global Semiconductor Equipment Sales Surge 44% to Industry Record USD 102.6 Billion

· Evidence informing the 2020 market-value input; displayed series and growth include calculations: Reported total-test-equipment sales growth of xx.xx% in 2021 supports the inverse bridge from the 2021 estimate to 2020. ([semi.org](https://www.semi.org/en/news-media-press-releases/semi-press-releases/2021-global-semiconductor-equipment-sales-surge-xx.xx%xx.xx-to-industry-record-%xx.xx-billion-semi-reports))

· Evidence informing the 2021 market-value input; displayed series and growth include calculations: The xx.xx% test-equipment increase is a member-billings observation for a broader equipment class, not the final market value returned here. ([semi.org](https://www.semi.org/en/news-media-press-releases/semi-press-releases/2021-global-semiconductor-equipment-sales-surge-xx.xx%xx.xx-to-industry-record-%xx.xx-billion-semi-reports))

15. SEMI - Global Semiconductor Equipment Billings Reach Industry Record USD 107.6 Billion in 2022

· Evidence informing the 2021 market-value input; displayed series and growth include calculations: The release reports a xx.xx% contraction in total-test-equipment billings in 2022, supporting the inverse historical bridge into 2021. ([semi.org](https://www.semi.org/en/news-media-press-releases/semi-press-releases/global-semiconductor-equipment-billings-reach-industry-record-%xx.xx-billion-in-2022-semi-reports))

16. SEMI - Global Semiconductor Equipment Billings Slip to USD 106.3 Billion in 2023

· Evidence informing the 2023 market-value input; displayed series and growth include calculations: The xx.xx% broader test-equipment decline supplies a historical-cycle constraint and one small-supplier backcast assumption, not the target-market level.
([semi.org](https://www.semi.org/en/news-media-press-releases/semi-press-releases/global-semiconductor-equipment-billings-slip-to-%xx.xx-billion-in-2023-semi-reports))

17. SEMI - Global Semiconductor Equipment Billings Surged to USD 117 Billion in 2024

· Evidence informing the 2024 market-value input; displayed series and growth include calculations: Realized total-test-equipment billings increased xx.xx% in 2024. This independently checks the direction and approximate magnitude of the modeled target-market recovery without substituting the broader category for this market.
([semi.org](https://www.semi.org/en/semi-press-release/global-semiconductor-equipment-billings-surged-to-xx.xx-billion-dollars-in-2024-semi-reports))

18. SEMI - Global Semiconductor Equipment Billings Reached USD 135 Billion in 2025

· Evidence informing the 2025 market-value input; displayed series and growth include calculations: The association reports realized total-test-equipment billings growth of xx.xx% in 2025. The modeled target-market increase of approximately xx.xx% is directionally consistent; differing product boundaries prevent an exact reconciliation.
([semi.org](https://www.semi.org/en/SEMI-Reports-Global-Semiconductor-Equipment-Billings-Reached-xx.xx-Billion-in-2025))

19. Advantest - Annual Securities Report and Business Report for the Year Ended March 31, 2026

- Evidence informing the 2025 market-value input; displayed series and growth include calculations: Note xx.xx identifies customer operating leases of semiconductor test systems and JPY xx.xx of future payments receivable at March xx.xx 2025. This establishes a small supplier-specific leasing activity, not annual global leasing revenue. ([advantest.com](https://www.advantest.com/document/en/investors/ir-library/report/IR_SecuritiesandBusinesReport_84th_en.pdf))
- Evidence informing the 2026 market-value input; displayed series and growth include calculations: Future customer lease payments receivable were JPY xx.xx at March xx.xx 2026; disclosed terms were one to three years and noncancelable. These figures qualify any assumption that OEM leasing is necessarily large or offers flexible exit. ([advantest.com](https://www.advantest.com/document/en/investors/ir-library/report/IR_SecuritiesandBusinesReport_84th_en.pdf))
- Evidence informing base-year allocation inputs; displayed values and growth are calculated: Named NVIDIA-group customer receipts constrain direct fabless purchasing; fiscal/calendar and eligible-equipment attribution remain modeled.
- Evidence informing forecast-year allocation inputs; displayed values and growth are calculated: Named NVIDIA-group customer receipts constrain direct fabless purchasing; fiscal/calendar and eligible-equipment attribution remain modeled.
- Evidence informing base-year allocation inputs; displayed values and growth are calculated: Named TSMC customer receipts anchor the foundry purchasing model; other suppliers and foundries require explicit coverage assumptions.
- Evidence informing forecast-year allocation inputs; displayed values and growth are calculated: Named TSMC customer receipts anchor the foundry purchasing model; other suppliers and foundries require explicit coverage assumptions.
- Evidence informing base-year allocation inputs; displayed values and growth are calculated: The equipment-revenue policy recognizes product revenue when control transfers on contractual delivery or acceptance, supporting the purchase classification rather than service-revenue attribution. ([advantest.com](https://www.advantest.com/document/en/investors/ir-library/report/IR_SecuritiesandBusinesReport_84th_en.pdf))
- Evidence informing forecast-year allocation inputs; displayed values and growth are calculated: The equipment-revenue policy recognizes product revenue when control transfers on contractual delivery or acceptance, supporting the purchase classification rather than service-revenue attribution. ([advantest.com](https://www.advantest.com/document/en/investors/ir-library/report/IR_SecuritiesandBusinesReport_84th_en.pdf))
- Evidence informing base-year allocation inputs; displayed values and growth are calculated: Note xx.xx discloses customer operating leases, one-to-three-year noncancelable terms, and remaining payments of JPY xx.xx and JPY xx.xx at March xx.xx 2025 and March xx.xx 2026. These constrain contractual and adoption assumptions, not annual global leasing revenue or the final forecast share. ([advantest.com](https://www.advantest.com/document/en/investors/ir-library/report/IR_SecuritiesandBusinesReport_84th_en.pdf))
- Evidence informing forecast-year allocation inputs; displayed values and growth are calculated: Note xx.xx discloses customer operating leases, one-to-three-year noncancelable terms, and remaining payments of JPY xx.xx and JPY xx.xx at March xx.xx 2025 and March xx.xx 2026. These constrain contractual and adoption assumptions, not annual global leasing revenue or the final forecast share. ([advantest.com](https://www.advantest.com/document/en/investors/ir-library/report/IR_SecuritiesandBusinesReport_84th_en.pdf))
- Evidence informing base-year allocation inputs; displayed values and growth are calculated: Wholly owned regional test-system sales subsidiaries establish consolidated manufacturer selling, while customer operating leases establish an OEM leasing route; both support the contractual-role allocation premise. ([advantest.com](https://www.advantest.com/document/en/investors/ir-library/report/IR_SecuritiesandBusinesReport_84th_en.pdf))
- Evidence informing forecast-year allocation inputs; displayed values and growth are calculated: Wholly owned regional test-system sales subsidiaries establish consolidated manufacturer selling, while customer operating leases establish an OEM leasing route; both support the contractual-role allocation premise. ([advantest.com](https://www.advantest.com/document/en/investors/ir-library/report/IR_SecuritiesandBusinesReport_84th_en.pdf))
- Evidence informing base-year allocation inputs; displayed values and growth are calculated: Future customer lease payments of JPY xx.xx at March xx.xx 2025 and JPY xx.xx at March xx.xx 2026 are supplier-specific receivables, not annual global merchant lease revenue; they limit rather than verify the leasing assumptions. ([advantest.com](https://www.advantest.com/document/en/investors/ir-library/report/IR_SecuritiesandBusines

20. Amkor Technology, Inc. - Form 10-K for the Year Ended December 31, 2025

- Evidence informing the 2025 market-value input; displayed series and growth include calculations: Amkor reports 2025 capital expenditures of USD xx.xx versus USD xx.xx in 2024, covering packaging, testing and facilities. The amount is a buyer-spending constraint, not tester-only spending. ([sec.gov](https://www.sec.gov/Archives/edgar/data/xx.xx/xx.xx/amkr-xx.xx.htm))
- Evidence informing the 2026 market-value input; displayed series and growth include calculations: The filing's USD xx.xx-xx.xx 2026 capital-expenditure expectation is primarily increased by Arizona construction. It cannot be treated as an equivalent tester award or annual tester-market increment. ([sec.gov](https://www.sec.gov/Archives/edgar/data/xx.xx/xx.xx/amkr-xx.xx.htm))
- Evidence informing the 2028 market-value input; displayed series and growth include calculations: Standardized tester investment, customer-consigned equipment and equipment-redeployment risks qualify the conversion from announced capacity projects to incremental tester purchases. No project investment is added directly to the 2028 forecast. ([sec.gov](https://www.sec.gov/Archives/edgar/data/xx.xx/xx.xx/amkr-xx.xx.htm))
- Evidence informing the 2029 market-value input; displayed series and growth include calculations: The buyer's broad spending and commitment disclosures support retaining procurement-conversion and reuse uncertainty rather than equating project completion with tester sales. ([sec.gov](https://www.sec.gov/Archives/edgar/data/xx.xx/xx.xx/amkr-xx.xx.htm))
- Evidence informing base-year allocation inputs; displayed values and growth are calculated: The test-equipment accounting-life extension from five to seven years constrains the annualized production denominator against which engineering purchasing is compared. ([sec.gov](https://www.sec.gov/Archives/edgar/data/xx.xx/xx.xx/amkr-xx.xx.htm))
- Evidence informing forecast-year allocation inputs; displayed values and growth are calculated: The test-equipment accounting-life extension from five to seven years constrains the annualized production denominator against which engineering purchasing is compared. ([sec.gov](https://www.sec.gov/Archives/edgar/data/xx.xx/xx.xx/amkr-xx.xx.htm))
- Evidence informing base-year allocation inputs; displayed values and growth are calculated: Seven-year test-equipment accounting life anchors the selected purchasing-frequency proxy; broad capital expenditure is not treated as tester-only spending. ([sec.gov](https://www.sec.gov/Archives/edgar/data/xx.xx/xx.xx/amkr-xx.xx.htm))
- Evidence informing forecast-year allocation inputs; displayed values and growth are calculated: Seven-year test-equipment accounting life anchors the selected purchasing-frequency proxy; broad capital expenditure is not treated as tester-only spending. ([sec.gov](https://www.sec.gov/Archives/edgar/data/xx.xx/xx.xx/amkr-xx.xx.htm))
- Evidence informing base-year allocation inputs; displayed values and growth are calculated: Standardized platforms and customer-consigned testers qualify ownership and reuse attribution; these conditions do not establish accepted joint-purpose deployment. ([sec.gov](https://www.sec.gov/Archives/edgar/data/xx.xx/xx.xx/amkr-xx.xx.htm))
- Evidence informing forecast-year allocation inputs; displayed values and growth are calculated: Standardized platforms and customer-consigned testers qualify ownership and reuse attribution; these conditions do not establish accepted joint-purpose deployment. ([sec.gov](https://www.sec.gov/Archives/edgar/data/xx.xx/xx.xx/amkr-xx.xx.htm))
- Evidence informing base-year allocation inputs; displayed values and growth are calculated: The buyer reports approximately xx.xx% Computing sales and standardized tester investment, providing a representativeness and reuse check, not equipment-market weights. ([sec.gov](https://www.sec.gov/Archives/edgar/data/xx.xx/xx.xx/amkr-xx.xx.htm))
- Evidence informing forecast-year allocation inputs; displayed values and growth are calculated: The buyer reports approximately xx.xx% Computing sales and standardized tester investment, providing a representativeness and reuse check, not equipment-market weights. ([sec.gov](https://www.sec.gov/Archives/edgar/data/xx.xx/xx.xx/amkr-xx.xx.htm))
- Evidence informing base-year allocation inputs; displayed values and growth are calculated: Approximately xx.xx% Communications sales and customer-consigned equipment demonstrate why operator revenue and ownership cannot directly determine tester purchasing shares. ([sec.gov](https://www.sec.gov/Archives/edgar/data/xx.xx/xx.xx/amkr-xx.xx.htm))
- Evidence informing forecast-year allocation inputs; displayed values and growth are calculated: Approximately xx.xx% Communications sales and customer-consigned equipment demonstrate why operator revenue and ownership cannot directly determine tester purchasing shares. ([sec.gov](https://www.sec.gov/Archives/edgar/data/xx.xx/xx.xx/amkr-xx.xx.htm))
- Evidence informing base-year allocation inputs; displayed values and growth are calculated: Approximately xx.xx% Consumer sales provide a buyer-specific countercheck; shared-platform practices do not quantify

21. Micron Technology, Inc. - Form 10-K for the Fiscal Year Ended August 28, 2025
    - Evidence informing base-year allocation inputs; displayed values and growth are calculated: India's disclosed component assembly/test location supports the base procurement pipeline, not a reported spending amount.
22. Micron - Celebrates Opening of India's First Semiconductor Assembly and Test Facility, February 28, 2026
    - Evidence informing forecast-year allocation inputs; displayed values and growth are calculated: Commercial commencement and aggregate shipment expectations support a post-2025 expansion premise; they do not measure tester expenditure.
23. Teradyne - Magnum 2 Memory Test Solution
    - Evidence informing base-year allocation inputs; displayed values and growth are calculated: Magnum xx.xx lists SRAM applications, establishing a commercial category mapping without supplying a revenue weight.
    - Evidence informing forecast-year allocation inputs; displayed values and growth are calculated: Magnum xx.xx lists SRAM applications, establishing a commercial category mapping without supplying a revenue weight.
    - Evidence informing base-year allocation inputs; displayed values and growth are calculated: DRAM, SRAM, NOR and NAND capability overlaps support mutually exclusive configuration attribution rather than adding advertised capabilities as sales.
    - Evidence informing forecast-year allocation inputs; displayed values and growth are calculated: DRAM, SRAM, NOR and NAND capability overlaps support mutually exclusive configuration attribution rather than adding advertised capabilities as sales.
    - Evidence informing base-year allocation inputs; displayed values and growth are calculated: Low-end SoC and memory applications identify a candidate combined-capability pool; actual joint customer mandates and numerical fractions remain unmeasured.
    - Evidence informing forecast-year allocation inputs; displayed values and growth are calculated: Low-end SoC and memory applications identify a candidate combined-capability pool; actual joint customer mandates and numerical fractions remain unmeasured.
    - Evidence informing base-year allocation inputs; displayed values and growth are calculated: Separately identifies an engineering configuration, supporting purpose classification and the direction of the modeled realization difference, not its exact numerical price ratio. ([teradyne.com](https://www.teradyne.com/products/magnum-xx.xx/))
    - Evidence informing forecast-year allocation inputs; displayed values and growth are calculated: Separately identifies an engineering configuration, supporting purpose classification and the direction of the modeled realization difference, not its exact numerical price ratio. ([teradyne.com](https://www.teradyne.com/products/magnum-xx.xx/))
    - Evidence informing base-year allocation inputs; displayed values and growth are calculated: Separately identifies production configurations, supporting production-purpose attribution rather than classification from family-wide capability alone. ([teradyne.com](https://www.teradyne.com/products/magnum-xx.xx/))
    - Evidence informing forecast-year allocation inputs; displayed values and growth are calculated: Separately identifies production configurations, supporting production-purpose attribution rather than classification from family-wide capability alone. ([teradyne.com](https://www.teradyne.com/products/magnum-xx.xx/))
    - Evidence informing base-year allocation inputs; displayed values and growth are calculated: Engineering programs can transfer to production versions; this supports conditional continuity but does not measure joint-purpose purchases or the forecast adoption multiplier. ([teradyne.com](https://www.teradyne.com/products/magnum-xx.xx/))
    - Evidence informing forecast-year allocation inputs; displayed values and growth are calculated: Engineering programs can transfer to production versions; this supports conditional continuity but does not measure joint-purpose purchases or the forecast adoption multiplier. ([teradyne.com](https://www.teradyne.com/products/magnum-xx.xx/))

24. Advantest - T5835 Memory Test System
    - Evidence informing base-year allocation inputs; displayed values and growth are calculated: T5835 is commercially positioned for both DRAM and NAND, supporting the cross-family classification premise but not the modeled co-primary revenue fraction.
    - Evidence informing forecast-year allocation inputs; displayed values and growth are calculated: T5835 is commercially positioned for both DRAM and NAND, supporting the cross-family classification premise but not the modeled co-primary revenue fraction.
25. Advantest - T5503HS2 Memory Test System
    - Evidence informing base-year allocation inputs; displayed values and growth are calculated: DRAM/HBM product positioning establishes category mapping; the documented installed-T5503 upgrade path supports retaining upgrade-substitution uncertainty rather than assuming universal replacement.
    - Evidence informing forecast-year allocation inputs; displayed values and growth are calculated: DRAM/HBM product positioning establishes category mapping; the documented installed-T5503 upgrade path supports retaining upgrade-substitution uncertainty rather than assuming universal replacement.
26. Advantest will Showcase Latest Memory Test Solutions at Future of Memory and Storage 2024
    - Evidence informing base-year allocation inputs; displayed values and growth are calculated: The August xx.xx 2024 announcement identifies T5835 among promoted memory offerings, establishing pre-base-year commercial positioning without proving customer acceptance or sales mix.
27. Advantest - V93000 SoC Test Systems
    - Evidence informing base-year allocation inputs; displayed values and growth are calculated: Advantest classifies V93000 as a SoC Test System, supporting the commercial mapping of its reported SoC equipment pool without establishing a sales percentage.
    - Evidence informing forecast-year allocation inputs; displayed values and growth are calculated: Advantest classifies V93000 as a SoC Test System, supporting the commercial mapping of its reported SoC equipment pool without establishing a sales percentage.
    - Evidence informing base-year allocation inputs; displayed values and growth are calculated: V93000 documentation identifies reusable programs and interface hardware across generations and supplier-developed SmarTest software. These support the retained-investment condition, not a measured switching rate or forecast share. ([advantest.com](https://www.advantest.com/en/products/semiconductor-test-system/soc/v93000/))
    - Evidence informing forecast-year allocation inputs; displayed values and growth are calculated: V93000 documentation identifies reusable programs and interface hardware across generations and supplier-developed SmarTest software. These support the retained-investment condition, not a measured switching rate or forecast share. ([advantest.com](https://www.advantest.com/en/products/semiconductor-test-system/soc/v93000/))
28. Emerson Electric Co. - Form 10-K for the Year Ended September 30, 2025
    - Evidence informing base-year allocation inputs; displayed values and growth are calculated: Reported Test & Measurement sales of USD xx.xx in FY2025 and USD xx.xx in FY2024 constrain the broad NI revenue proxy, not complete SoC/memory tester revenue. ([ir.emerson.com](https://ir.emerson.com/sec-filings/all-sec-filings/content/xx.xx-xx.xx-xx.xx/emr-xx.xx.htm))
29. Emerson Electric Co. - Form 10-Q for the Quarter Ended December 31, 2025
    - Evidence informing base-year allocation inputs; displayed values and growth are calculated: December-quarter Test & Measurement sales of USD xx.xx versus USD xx.xx supply the approximate calendar bridge. Prior-period segment presentation was reclassified, limiting level comparability. ([sec.gov](https://www.sec.gov/Archives/edgar/data/xx.xx/xx.xx/emr-xx.xx.htm))
30. National Instruments Corporation - 2022 Annual Report
    - Evidence informing base-year allocation inputs; displayed values and growth are calculated: Semiconductor and Electronics represented approximately xx.xx% of NI's 2022 revenue, with approximately half from production test and half from R&D test. These historical mix observations calibrate, but do not verify, the 2025 scoped equipment budget. ([sec.gov](https://www.sec.gov/Archives/edgar/data/xx.xx/xx.xx/ny20006399x3_ars.pdf))

31. Advantest - FY2025 Financial Briefing, April 27, 2026

· Evidence informing base-year allocation inputs; displayed values and growth are calculated: Automotive/industrial/consumer/DDIC represented approximately xx.xx% and xx.xx% of fiscal SoC sales in FY2024 and FY2025, rounded to five-percentage-point increments. These application proportions constrain the mainstream equipment attribution. ([advantest.com](https://www.advantest.com/document/en/investors/ir-library/result/JE_BIZ_260427_slide.pdf))

· Evidence informing forecast-year allocation inputs; displayed values and growth are calculated: Automotive/industrial/consumer/DDIC represented approximately xx.xx% and xx.xx% of fiscal SoC sales in FY2024 and FY2025, rounded to five-percentage-point increments. These application proportions constrain the mainstream equipment attribution. ([advantest.com](https://www.advantest.com/document/en/investors/ir-library/result/JE_BIZ_260427_slide.pdf))

· Evidence informing base-year allocation inputs; displayed values and growth are calculated: Fiscal SoC sales increased from JPY xx.xx to JPY xx.xx, while computing/communications represented approximately xx.xx% of FY2025 SoC sales. This supports differentiated application-growth assumptions, not a directly observed proprietary share or future allocation. ([advantest.com](https://www.advantest.com/document/en/investors/ir-library/result/JE_BIZ_260427_slide.pdf))

· Evidence informing forecast-year allocation inputs; displayed values and growth are calculated: Fiscal SoC sales increased from JPY xx.xx to JPY xx.xx, while computing/communications represented approximately xx.xx% of FY2025 SoC sales. This supports differentiated application-growth assumptions, not a directly observed proprietary share or future allocation. ([advantest.com](https://www.advantest.com/document/en/investors/ir-library/result/JE_BIZ_260427_slide.pdf))

32. Advantest - Annual Report 2005

· Evidence informing base-year allocation inputs; displayed values and growth are calculated: The report identifies T2000's OPENSTAR basis and publicly available specifications developed through the Semiconductor Test Consortium. This supports historical standards classification only; its historical market-share statements are not used. ([www3.advantest.com](https://www3.advantest.com/documents/xx.xx/xx.xx/pdf_investor_AR2005_en.pdf))

· Evidence informing forecast-year allocation inputs; displayed values and growth are calculated: The report identifies T2000's OPENSTAR basis and publicly available specifications developed through the Semiconductor Test Consortium. This supports historical standards classification only; its historical market-share statements are not used. ([www3.advantest.com](https://www3.advantest.com/documents/xx.xx/xx.xx/pdf_investor_AR2005_en.pdf))

33. Advantest - What Is ATE (Automated Test Equipment)? Roles, Systems & Future Outlook

· Evidence informing base-year allocation inputs; displayed values and growth are calculated: Current company positioning identifies T2000 as open architecture and associates it with microcontroller and automotive applications, supporting continuity of the classification premise without measuring sales. ([advantest.com](https://www.advantest.com/en/semiconductor-basics/automated-test-equipment/))

· Evidence informing forecast-year allocation inputs; displayed values and growth are calculated: Current company positioning identifies T2000 as open architecture and associates it with microcontroller and automotive applications, supporting continuity of the classification premise without measuring sales. ([advantest.com](https://www.advantest.com/en/semiconductor-basics/automated-test-equipment/))

· Evidence informing base-year allocation inputs; displayed values and growth are calculated: The company distinguishes V93000's supplier-specific architecture from T2000's open-architecture positioning, supporting platform-level rather than supplier-wide classification. ([advantest.com](https://www.advantest.com/en/semiconductor-basics/automated-test-equipment/))

· Evidence informing forecast-year allocation inputs; displayed values and growth are calculated: The company distinguishes V93000's supplier-specific architecture from T2000's open-architecture positioning, supporting platform-level rather than supplier-wide classification. ([advantest.com](https://www.advantest.com/en/semiconductor-basics/automated-test-equipment/))

34. NI - What Is the Semiconductor Test System (STS)?

· Evidence informing base-year allocation inputs; displayed values and growth are calculated: STS is an integrated PXI-based ATE offering with broad RF, mixed-signal and MEMS positioning. This establishes the architecture and turnkey commercial model while requiring deductions for applications outside the captured SoC/memory boundary. ([ni.com](https://www.ni.com/en/shop/electronic-test-instrumentation/what-is-the-semiconductor-test-system.html))

· Evidence informing forecast-year allocation inputs; displayed values and growth are calculated: STS is an integrated PXI-based ATE offering with broad RF, mixed-signal and MEMS positioning. This establishes the architecture and turnkey commercial model while requiring deductions for applications outside the captured SoC/memory boundary. ([ni.com](https://www.ni.com/en/shop/electronic-test-instrumentation/what-is-the-semiconductor-test-system.html))

35. Marvin Test Solutions - PXIe Semiconductor Test System, TS-960e Series

· Evidence informing base-year allocation inputs; displayed values and growth are calculated: TS-960e is marketed as a complete integrated PXI Express semiconductor system for SoC applications, including proprietary application elements. It establishes commercial category participation, not the modeled smaller-system shipment count or price. ([marvintest.com](https://www.marvintest.com/Product/TS-960e-Series))

36. Emerson Electric Co. - Form 10-Q for the Quarter Ended June 30, 2026

· Evidence informing forecast-year allocation inputs; displayed values and growth are calculated: Nine-month Test & Measurement revenue of USD xx.xx versus USD xx.xx provides the broad growth calibration for the assumed 2026 eligible-equipment increase. Semiconductor and aerospace/defense both contributed, so the disclosure does not isolate open-standard SoC/memory sales. ([ir.emerson.com](https://ir.emerson.com/sec-filings/all-sec-filings/content/xx.xx-xx.xx-xx.xx/emr-xx.xx.htm))

37. PXI Systems Alliance - What Is PXI

· Evidence informing base-year allocation inputs; displayed values and growth are calculated: The association defines PXI as an open modular standard with a multi-vendor ecosystem and distinguishes its building blocks from completed application systems. This supports the governing-architecture boundary, not sales weights. ([pxisa.org](https://pxisa.org/what-is-pxi/))

· Evidence informing forecast-year allocation inputs; displayed values and growth are calculated: The association defines PXI as an open modular standard with a multi-vendor ecosystem and distinguishes its building blocks from completed application systems. This supports the governing-architecture boundary, not sales weights. ([pxisa.org](https://pxisa.org/what-is-pxi/))

38. Test Services - UTAC Group
    - Evidence informing base-year allocation inputs; displayed values and growth are calculated: Reports xx.xx+ test engineers alongside 2,000+ testers, anchoring the engineering-station proxy used in the base model and carried into the forecast; it does not disclose purpose sales shares. ([utacgroup.com](https://utacgroup.com/test-services/))
    - Evidence informing forecast-year allocation inputs; displayed values and growth are calculated: Reports xx.xx+ test engineers alongside 2,000+ testers, anchoring the engineering-station proxy used in the base model and carried into the forecast; it does not disclose purpose sales shares. ([utacgroup.com](https://utacgroup.com/test-services/))
    - Evidence informing base-year allocation inputs; displayed values and growth are calculated: The 2,000+ tester fleet provides an operator-stock benchmark that is converted to annual value only through the disclosed purchasing-frequency assumptions. ([utacgroup.com](https://utacgroup.com/test-services/))
    - Evidence informing forecast-year allocation inputs; displayed values and growth are calculated: The 2,000+ tester fleet provides an operator-stock benchmark that is converted to annual value only through the disclosed purchasing-frequency assumptions. ([utacgroup.com](https://utacgroup.com/test-services/))
    - Evidence informing base-year allocation inputs; displayed values and growth are calculated: Advertises engineering services and production testing within the same business, supporting commercial coexistence but not the assumed accepted joint-purpose percentage or future adoption. ([utacgroup.com](https://utacgroup.com/test-services/))
    - Evidence informing forecast-year allocation inputs; displayed values and growth are calculated: Advertises engineering services and production testing within the same business, supporting commercial coexistence but not the assumed accepted joint-purpose percentage or future adoption. ([utacgroup.com](https://utacgroup.com/test-services/))
39. Efforts to Provide Value Through Business - Advantest
    - Evidence informing base-year allocation inputs; displayed values and growth are calculated: States typical customer equipment use of xx.xx-xx.xx years, providing a longer-use sensitivity for the stock-to-purchasing-value bridge rather than a measured engineering share. ([advantest.com](https://www.advantest.com/en/about/sustainability/society/responding-product-liability/))
    - Evidence informing base-year allocation inputs; displayed values and growth are calculated: The xx.xx-xx.xx-year use period constrains replacement assumptions and is distinguished from the buyer accounting-life proxy used in the working model. ([advantest.com](https://www.advantest.com/en/about/sustainability/society/responding-product-liability/))
40. A New Approach for IC Test - Leveraging the Strength of the PXI Platform - NI
    - Evidence informing base-year allocation inputs; displayed values and growth are calculated: Describes scalable characterization and production configurations and the commercial constraints of traditional laboratory ATE, supporting a distinct engineering purchasing model. ([ni.com](https://www.ni.com/en/shop/electronic-test-instrumentation/what-is-the-semiconductor-test-system/a-new-approach-for-ic-test---leveraging-the-strength-of-the-pxi-.html))
    - Evidence informing forecast-year allocation inputs; displayed values and growth are calculated: Describes scalable characterization and production configurations and the commercial constraints of traditional laboratory ATE, supporting a distinct engineering purchasing model. ([ni.com](https://www.ni.com/en/shop/electronic-test-instrumentation/what-is-the-semiconductor-test-system/a-new-approach-for-ic-test---leveraging-the-strength-of-the-pxi-.html))
    - Evidence informing base-year allocation inputs; displayed values and growth are calculated: Shared hardware and software support a continuity scenario, but the record provides neither accepted joint-deployment revenue nor future penetration; both remain explicit assumptions. ([ni.com](https://www.ni.com/en/shop/electronic-test-instrumentation/what-is-the-semiconductor-test-system/a-new-approach-for-ic-test---leveraging-the-strength-of-the-pxi-.html))
    - Evidence informing forecast-year allocation inputs; displayed values and growth are calculated: Shared hardware and software support a continuity scenario, but the record provides neither accepted joint-deployment revenue nor future penetration; both remain explicit assumptions. ([ni.com](https://www.ni.com/en/shop/electronic-test-instrumentation/what-is-the-semiconductor-test-system/a-new-approach-for-ic-test---leveraging-the-strength-of-the-pxi-.html))

41. Teradyne - 2025 Annual Report to Shareholders
    - Evidence informing base-year allocation inputs; displayed values and growth are calculated: The USD xx.xx Compute application weight anchors the scoped Computing allocation. ([investors.teradyne.com](https://investors.teradyne.com/sec-filings/all-sec-filings/content/xx.xx-xx.xx-xx.xx/xx.xx-xx.xx-xx.xx.pdf))
    - Evidence informing base-year allocation inputs; displayed values and growth are calculated: The USD xx.xx Mobility weight and networking exposure support the modeled Communications bridge. ([investors.teradyne.com](https://investors.teradyne.com/sec-filings/all-sec-filings/content/xx.xx-xx.xx-xx.xx/xx.xx-xx.xx-xx.xx.pdf))
    - Evidence informing base-year allocation inputs; displayed values and growth are calculated: Published application buckets constrain the budget, but the consumer carve-out is an explicit attribution assumption. ([investors.teradyne.com](https://investors.teradyne.com/sec-filings/all-sec-filings/content/xx.xx-xx.xx-xx.xx/xx.xx-xx.xx-xx.xx.pdf))
    - Evidence informing base-year allocation inputs; displayed values and growth are calculated: USD xx.xx Auto-Industrial revenue supplies the pre-exclusion pool, not an observed Automotive subtotal. ([investors.teradyne.com](https://investors.teradyne.com/sec-filings/all-sec-filings/content/xx.xx-xx.xx-xx.xx/xx.xx-xx.xx-xx.xx.pdf))
    - Evidence informing base-year allocation inputs; displayed values and growth are calculated: The shared Auto-Industrial pool constrains Industrial Electronics after scope and end-use adjustments. ([investors.teradyne.com](https://investors.teradyne.com/sec-filings/all-sec-filings/content/xx.xx-xx.xx-xx.xx/xx.xx-xx.xx-xx.xx.pdf))
    - Evidence informing base-year allocation inputs; displayed values and growth are calculated: The application budget constrains the modeled specialized tail; separate Product Test defense revenue is excluded. ([investors.teradyne.com](https://investors.teradyne.com/sec-filings/all-sec-filings/content/xx.xx-xx.xx-xx.xx/xx.xx-xx.xx-xx.xx.pdf))
42. TSMC - 2025 Form 20-F
    - Evidence informing base-year allocation inputs; displayed values and growth are calculated: 2025 HPC revenue of NT$xx.xx anchors the adjusted logic-demand proxy; networking is separated by assumption. ([investor.tsmc.com](https://investor.tsmc.com/sites/ir/sec-filings/2025_20F%20Report.pdf))
    - Evidence informing base-year allocation inputs; displayed values and growth are calculated: Smartphone revenue of NT$xx.xx and networking within HPC constrain Communications, with an explicit equipment-intensity bridge. ([investor.tsmc.com](https://investor.tsmc.com/sites/ir/sec-filings/2025_20F%20Report.pdf))
43. Micron Technology - Form 10-K for the Year Ended August 28, 2025
    - Evidence informing base-year allocation inputs; displayed values and growth are calculated: Cloud, data-center and client business revenues constrain Computing's memory-equipment proxy, not equipment receipts directly. ([s25.q4cdn.com](https://s25.q4cdn.com/xx.xx/files/doc_financials/2025/ar/2025-Form-xx.xx-K.pdf))
    - Evidence informing base-year allocation inputs; displayed values and growth are calculated: Mobile/client and data-center revenues provide the economic pool for modeled mobile and networking attribution. ([s25.q4cdn.com](https://s25.q4cdn.com/xx.xx/files/doc_financials/2025/ar/2025-Form-xx.xx-K.pdf))
    - Evidence informing base-year allocation inputs; displayed values and growth are calculated: USD xx.xx Automotive and Embedded revenue constrains the modeled consumer-memory tail. ([s25.q4cdn.com](https://s25.q4cdn.com/xx.xx/files/doc_financials/2025/ar/2025-Form-xx.xx-K.pdf))
    - Evidence informing base-year allocation inputs; displayed values and growth are calculated: The embedded business supplies a bounded activity proxy requiring scope, realization and end-use adjustments. ([s25.q4cdn.com](https://s25.q4cdn.com/xx.xx/files/doc_financials/2025/ar/2025-Form-xx.xx-K.pdf))
    - Evidence informing base-year allocation inputs; displayed values and growth are calculated: The embedded business constrains Industrial Electronics memory activity; its equipment conversion is assumed. ([s25.q4cdn.com](https://s25.q4cdn.com/xx.xx/files/doc_financials/2025/ar/2025-Form-xx.xx-K.pdf))
    - Evidence informing base-year allocation inputs; displayed values and growth are calculated: The embedded pool bounds the specialized-memory tail; no separate defense revenue is reported. ([s25.q4cdn.com](https://s25.q4cdn.com/xx.xx/files/doc_financials/2025/ar/2025-Form-xx.xx-K.pdf))

44. Semiconductor Industry Association - 2025 Factbook

· Evidence informing base-year allocation inputs; displayed values and growth are calculated: 2024 PC/Computer semiconductor demand of xx.xx% enters only the scope-adjusted secondary-supplier proxy. ([semiconductors.org](https://www.semiconductors.org/wp-content/uploads/2025/xx.xx/2025-SIA-Factbook-FINAL-xx.xx.pdf))

· Evidence informing base-year allocation inputs; displayed values and growth are calculated: 2024 Communications demand of xx.xx% is adjusted for eligible equipment scope before use. ([semiconductors.org](https://www.semiconductors.org/wp-content/uploads/2025/xx.xx/2025-SIA-Factbook-FINAL-xx.xx.pdf))

· Evidence informing base-year allocation inputs; displayed values and growth are calculated: Consumer semiconductor demand of xx.xx% anchors the adjusted minor-application weights. ([semiconductors.org](https://www.semiconductors.org/wp-content/uploads/2025/xx.xx/2025-SIA-Factbook-FINAL-xx.xx.pdf))

· Evidence informing base-year allocation inputs; displayed values and growth are calculated: Automotive demand of xx.xx% is reduced for non-SoC exposure in the commercial proxy. ([semiconductors.org](https://www.semiconductors.org/wp-content/uploads/2025/xx.xx/2025-SIA-Factbook-FINAL-xx.xx.pdf))

· Evidence informing base-year allocation inputs; displayed values and growth are calculated: Industrial demand of xx.xx% anchors a scope-adjusted weight, not a tester-equipment share. ([semiconductors.org](https://www.semiconductors.org/wp-content/uploads/2025/xx.xx/2025-SIA-Factbook-FINAL-xx.xx.pdf))

· Evidence informing base-year allocation inputs; displayed values and growth are calculated: Government demand of xx.xx%, including military, constrains the specialized end-use proxy. ([semiconductors.org](https://www.semiconductors.org/wp-content/uploads/2025/xx.xx/2025-SIA-Factbook-FINAL-xx.xx.pdf))

45. WSTS - Semiconductor Market Insights, October 2024

· Evidence informing base-year allocation inputs; displayed values and growth are calculated: The detailed Consumer definition includes entertainment products, household white goods and personal wearables, supporting consistent end-use attribution. ([semiconductors.org](https://www.semiconductors.org/wp-content/uploads/2025/xx.xx/WSTS-Presentation-Subscription-Oct2024.pdf))

· Evidence informing forecast-year allocation inputs; displayed values and growth are calculated: The detailed Consumer definition includes entertainment products, household white goods and personal wearables, supporting consistent end-use attribution. ([semiconductors.org](https://www.semiconductors.org/wp-content/uploads/2025/xx.xx/WSTS-Presentation-Subscription-Oct2024.pdf))

· Evidence informing base-year allocation inputs; displayed values and growth are calculated: Industrial includes professional test, control and measuring equipment, distinguishing it from household consumer equipment. ([semiconductors.org](https://www.semiconductors.org/wp-content/uploads/2025/xx.xx/WSTS-Presentation-Subscription-Oct2024.pdf))

· Evidence informing forecast-year allocation inputs; displayed values and growth are calculated: Industrial includes professional test, control and measuring equipment, distinguishing it from household consumer equipment. ([semiconductors.org](https://www.semiconductors.org/wp-content/uploads/2025/xx.xx/WSTS-Presentation-Subscription-Oct2024.pdf))

· Evidence informing base-year allocation inputs; displayed values and growth are calculated: Government is defined as military and aerospace in the detailed end-use illustration, supporting the retained category mapping. ([semiconductors.org](https://www.semiconductors.org/wp-content/uploads/2025/xx.xx/WSTS-Presentation-Subscription-Oct2024.pdf))

· Evidence informing forecast-year allocation inputs; displayed values and growth are calculated: Government is defined as military and aerospace in the detailed end-use illustration, supporting the retained category mapping. ([semiconductors.org](https://www.semiconductors.org/wp-content/uploads/2025/xx.xx/WSTS-Presentation-Subscription-Oct2024.pdf))

46. NXP Semiconductors - Form 10-K for the Year Ended December 31, 2025

· Evidence informing base-year allocation inputs; displayed values and growth are calculated: 2025 Automotive revenue of USD xx.xx, down xx.xx%, qualifies assumptions of immediate equipment-demand acceleration. ([sec.gov](https://www.sec.gov/Archives/edgar/data/xx.xx/xx.xx/nxpi-xx.xx.htm))

· Evidence informing forecast-year allocation inputs; displayed values and growth are calculated: 2025 Automotive revenue of USD xx.xx, down xx.xx%, qualifies assumptions of immediate equipment-demand acceleration. ([sec.gov](https://www.sec.gov/Archives/edgar/data/xx.xx/xx.xx/nxpi-xx.xx.htm))

· Evidence informing base-year allocation inputs; displayed values and growth are calculated: Industrial & IoT revenue of USD xx.xx increased xx.xx%, constraining the near-term recovery assumption rather than measuring tester sales. ([sec.gov](https://www.sec.gov/Archives/edgar/data/xx.xx/xx.xx/nxpi-xx.xx.htm))

· Evidence informing forecast-year allocation inputs; displayed values and growth are calculated: Industrial & IoT revenue of USD xx.xx increased xx.xx%, constraining the near-term recovery assumption rather than measuring tester sales. ([sec.gov](https://www.sec.gov/Archives/edgar/data/xx.xx/xx.xx/nxpi-xx.xx.htm))

47. NXP Semiconductors - Product Longevity
    - Evidence informing forecast-year allocation inputs; displayed values and growth are calculated: Participating products have minimum xx.xx- or xx.xx-year longevity periods; these do not establish tester replacement or support periods.
    ([nxp.com](https://www.nxp.com/products/nxp-product-information/nxp-product-programs/product-longevity%3APRDCT_LONGEVITY_HM))
    - Evidence informing forecast-year allocation inputs; displayed values and growth are calculated: The disclosed longevity condition supports retaining lifecycle uncertainty rather than inferring automatic recurring equipment purchases.
    ([nxp.com](https://www.nxp.com/products/nxp-product-information/nxp-product-programs/product-longevity%3APRDCT_LONGEVITY_HM))
48. DLA ASSIST-QuickSearch - MIL-PRF-38535 Document Details
    - Evidence informing base-year allocation inputs; displayed values and growth are calculated: The official record concerns covered microcircuits and manufacturer qualification, not tester-brand approval or equipment awards; no qualification-derived revenue premium is assumed.
    ([quicksearch.dla.mil](https://quicksearch.dla.mil/qsDocDetails.aspx?ident_number=xx.xx))
    - Evidence informing forecast-year allocation inputs; displayed values and growth are calculated: The official record concerns covered microcircuits and manufacturer qualification, not tester-brand approval or equipment awards; no qualification-derived revenue premium is assumed.
    ([quicksearch.dla.mil](https://quicksearch.dla.mil/qsDocDetails.aspx?ident_number=xx.xx))
49. ASE Technology Holding - Fourth Quarter and Full Year 2025 Financial Results, Form 6-K, February 5, 2026
    - Evidence informing base-year allocation inputs; displayed values and growth are calculated: ASE reports USD xx.xx of 2025 testing-equipment capital expenditure, a monetary purchasing anchor before complete-tester scope deductions.
    - Evidence informing forecast-year allocation inputs; displayed values and growth are calculated: ASE reports USD xx.xx of 2025 testing-equipment capital expenditure, a monetary purchasing anchor before complete-tester scope deductions.
50. ChipMOS - FY2025 and Fourth Quarter 2025 Investor Presentation
    - Evidence informing base-year allocation inputs; displayed values and growth are calculated: The presentation reports TWD xx.xx of 2025 capital expenditure and a xx.xx% testing allocation; currency and complete-tester attribution are modeled bridges.
    - Evidence informing forecast-year allocation inputs; displayed values and growth are calculated: The presentation reports TWD xx.xx of 2025 capital expenditure and a xx.xx% testing allocation; currency and complete-tester attribution are modeled bridges.
51. Alchip - Advanced Testing Services
    - Evidence informing base-year allocation inputs; displayed values and growth are calculated: Alchip identifies an owned V93K hosted at a test house. This supports category and ownership attribution, not annual purchase quantities, prices or the forecast.
    - Evidence informing forecast-year allocation inputs; displayed values and growth are calculated: Alchip identifies an owned V93K hosted at a test house. This supports category and ownership attribution, not annual purchase quantities, prices or the forecast.
52. University of Utah Nanofab - Verigy Tester
    - Evidence informing base-year allocation inputs; displayed values and growth are calculated: The university lists a V93000 SoC platform and access arrangement. This establishes an institutional equipment category, not a 2025 purchase or future procurement.
    - Evidence informing forecast-year allocation inputs; displayed values and growth are calculated: The university lists a V93000 SoC platform and access arrangement. This establishes an institutional equipment category, not a 2025 purchase or future procurement.

53. TEAM A.T.E. - Services

- Evidence informing base-year allocation inputs; displayed values and growth are calculated: The company describes pre-owned purchases and sales across SoC and memory ATE, supporting inclusion of eligible secondary-market purchases. Its undated offering page supplies category evidence, not 2025 transaction value. ([team-ate.com](https://www.team-ate.com/services))
- Evidence informing forecast-year allocation inputs; displayed values and growth are calculated: The company describes pre-owned purchases and sales across SoC and memory ATE, supporting inclusion of eligible secondary-market purchases. Its undated offering page supplies category evidence, not 2025 transaction value. ([team-ate.com](https://www.team-ate.com/services))
- Evidence informing base-year allocation inputs; displayed values and growth are calculated: System rentals, rent-to-own arrangements and leases establish a third-party equipment-access route. The stated field-service limitation qualifies universal availability; neither the offering nor its category list supplies numerical leasing weights. ([team-ate.com](https://www.team-ate.com/services))
- Evidence informing forecast-year allocation inputs; displayed values and growth are calculated: System rentals, rent-to-own arrangements and leases establish a third-party equipment-access route. The stated field-service limitation qualifies universal availability; neither the offering nor its category list supplies numerical leasing weights. ([team-ate.com](https://www.team-ate.com/services))
- Evidence informing base-year allocation inputs; displayed values and growth are calculated: The company distinguishes its representation activities from inventory-based equipment transactions, supporting role-specific classification rather than assigning every represented OEM transaction to resale. ([team-ate.com](https://www.team-ate.com/services))
- Evidence informing forecast-year allocation inputs; displayed values and growth are calculated: The company distinguishes its representation activities from inventory-based equipment transactions, supporting role-specific classification rather than assigning every represented OEM transaction to resale. ([team-ate.com](https://www.team-ate.com/services))
- Evidence informing base-year allocation inputs; displayed values and growth are calculated: Purchasing surplus equipment for inventory, SoC/memory equipment offerings and rental/lease arrangements establish merchant commercial routes. The absence of a worldwide field-service organization qualifies support assumptions but supplies no revenue weight. ([team-ate.com](https://www.team-ate.com/services))
- Evidence informing forecast-year allocation inputs; displayed values and growth are calculated: Purchasing surplus equipment for inventory, SoC/memory equipment offerings and rental/lease arrangements establish merchant commercial routes. The absence of a worldwide field-service organization qualifies support assumptions but supplies no revenue weight. ([team-ate.com](https://www.team-ate.com/services))

54. Advantest Pre-Owned Solutions - Business

· Evidence informing base-year allocation inputs; displayed values and growth are calculated: The OEM's pre-owned business includes equipment resale, license switching, installation and maintenance support. This supports the purchase boundary beyond new equipment, without establishing resale revenue or a future share. ([advantest.com](https://www.advantest.com/en/customer-services/apo/business/))

· Evidence informing forecast-year allocation inputs; displayed values and growth are calculated: The OEM's pre-owned business includes equipment resale, license switching, installation and maintenance support. This supports the purchase boundary beyond new equipment, without establishing resale revenue or a future share. ([advantest.com](https://www.advantest.com/en/customer-services/apo/business/))

· Evidence informing base-year allocation inputs; displayed values and growth are calculated: OEM-managed pre-owned transactions include license switching, installation and maintenance, supporting direct classification when the consolidated manufacturer is the seller regardless of equipment age. ([advantest.com](https://www.advantest.com/en/customer-services/apo/business/))

· Evidence informing forecast-year allocation inputs; displayed values and growth are calculated: OEM-managed pre-owned transactions include license switching, installation and maintenance, supporting direct classification when the consolidated manufacturer is the seller regardless of equipment age. ([advantest.com](https://www.advantest.com/en/customer-services/apo/business/))

· Evidence informing base-year allocation inputs; displayed values and growth are calculated: The OEM-managed resale alternative qualifies an assumption that all pre-owned equipment passes through independent resellers and provides a commercial counterforce to merchant growth, without measuring its magnitude. ([advantest.com](https://www.advantest.com/en/customer-services/apo/business/))

· Evidence informing forecast-year allocation inputs; displayed values and growth are calculated: The OEM-managed resale alternative qualifies an assumption that all pre-owned equipment passes through independent resellers and provides a commercial counterforce to merchant growth, without measuring its magnitude. ([advantest.com](https://www.advantest.com/en/customer-services/apo/business/))

55. IFRS Foundation - IFRIC Update March 2023: Definition of a Lease-Substitution Rights

· Evidence informing base-year allocation inputs; displayed values and growth are calculated: The identified-asset, control and substantive-substitution criteria support distinguishing equipment leasing from outsourced testing services. This is a classification premise for both anchors, not evidence of market prevalence. ([ifrs.org](https://www.ifrs.org/news-and-events/updates/ifric/2023/ifric-update-march-2023/))

· Evidence informing forecast-year allocation inputs; displayed values and growth are calculated: The identified-asset, control and substantive-substitution criteria support distinguishing equipment leasing from outsourced testing services. This is a classification premise for both anchors, not evidence of market prevalence. ([ifrs.org](https://www.ifrs.org/news-and-events/updates/ifric/2023/ifric-update-march-2023/))

56. Spirox Corporation - 2025 Annual Report

- Evidence informing base-year allocation inputs; displayed values and growth are calculated: Consolidated revenue decreased from NTD xx.xx in 2024 to NTD xx.xx in 2025, providing a mixed-product intermediary countercheck to uniform channel growth rather than a global allocation weight. ([file.spirox.com.tw](https://file.spirox.com.tw/Annual%20Reports/2025/xx.xx%E5%B9%B4%E5%BA%A6%E5%B9%B4%E5%A0%B1%xx.xx%E8%8B%B1%E6%xx.xx%xx.xx%xx.xx.pdf))
- Evidence informing forecast-year allocation inputs; displayed values and growth are calculated: Consolidated revenue decreased from NTD xx.xx in 2024 to NTD xx.xx in 2025, providing a mixed-product intermediary countercheck to uniform channel growth rather than a global allocation weight. ([file.spirox.com.tw](https://file.spirox.com.tw/Annual%20Reports/2025/xx.xx%E5%B9%B4%E5%BA%A6%E5%B9%B4%E5%A0%B1%xx.xx%E8%8B%B1%E6%xx.xx%xx.xx%xx.xx.pdf))
- Evidence informing base-year allocation inputs; displayed values and growth are calculated: Semiconductor-equipment revenue was NTD xx.xx in 2025, separately from service and maintenance. Agency/distribution, own products and adjacent equipment prevent attributing the full amount to merchant SoC/memory tester sales. ([file.spirox.com.tw](https://file.spirox.com.tw/Annual%20Reports/2025/xx.xx%E5%B9%B4%E5%BA%A6%E5%B9%B4%E5%A0%B1%xx.xx%E8%8B%B1%E6%xx.xx%xx.xx%xx.xx.pdf))
- Evidence informing forecast-year allocation inputs; displayed values and growth are calculated: Semiconductor-equipment revenue was NTD xx.xx in 2025, separately from service and maintenance. Agency/distribution, own products and adjacent equipment prevent attributing the full amount to merchant SoC/memory tester sales. ([file.spirox.com.tw](https://file.spirox.com.tw/Annual%20Reports/2025/xx.xx%E5%B9%B4%E5%BA%A6%E5%B9%B4%E5%A0%B1%xx.xx%E8%8B%B1%E6%xx.xx%xx.xx%xx.xx.pdf))

57. KYEC (2449) - Q4 2025 Investor Update

- Evidence informing base-year allocation inputs; displayed values and growth are calculated: KYEC reports 2025 wafer-probe revenue at xx.xx%; this is a buyer-activity input requiring the disclosed equipment-value and coverage corrections, not a directly observed tester share.
- Evidence informing forecast-year allocation inputs; displayed values and growth are calculated: KYEC reports 2025 wafer-probe revenue at xx.xx%; this is a buyer-activity input requiring the disclosed equipment-value and coverage corrections, not a directly observed tester share.
- Evidence informing base-year allocation inputs; displayed values and growth are calculated: Reported final-test revenue of xx.xx% supplies the conventional package-test proxy before the assumed exclusion of adjacent activity.
- Evidence informing forecast-year allocation inputs; displayed values and growth are calculated: Reported final-test revenue of xx.xx% supplies the conventional package-test proxy before the assumed exclusion of adjacent activity.
- Evidence informing base-year allocation inputs; displayed values and growth are calculated: The company's xx.xx% data-processing application mix anchors the modeled addressable advanced-SoC purchasing cohort; it does not measure bare-die equipment sales.
- Evidence informing forecast-year allocation inputs; displayed values and growth are calculated: The company's xx.xx% data-processing application mix anchors the modeled addressable advanced-SoC purchasing cohort; it does not measure bare-die equipment sales.
- Evidence informing base-year allocation inputs; displayed values and growth are calculated: The same application-mix input constrains the intermediate-assembly cohort; reported capital expenditure is a broad spending cross-check, not insertion-specific equipment revenue.
- Evidence informing forecast-year allocation inputs; displayed values and growth are calculated: The same application-mix input constrains the intermediate-assembly cohort; reported capital expenditure is a broad spending cross-check, not insertion-specific equipment revenue.

58. Advantest to Showcase Latest Test Solutions at SEMICON Southeast Asia 2025, May 20-22
    - Evidence informing base-year allocation inputs; displayed values and growth are calculated: The May xx.xx 2025 announcement identifies a die-level handler linked with a tester for singulated dies, establishing a base-year commercial offering but not its delivered equipment receipts.
    - Evidence informing forecast-year allocation inputs; displayed values and growth are calculated: The May xx.xx 2025 announcement identifies a die-level handler linked with a tester for singulated dies, establishing a base-year commercial offering but not its delivered equipment receipts.
    - Evidence informing base-year allocation inputs; displayed values and growth are calculated: The same dated offering includes partially assembled dies. Only attributable tester receipts, not the handler value, enter the allocation model.
    - Evidence informing forecast-year allocation inputs; displayed values and growth are calculated: The same dated offering includes partially assembled dies. Only attributable tester receipts, not the handler value, enter the allocation model.
59. Teradyne - Second-Quarter 2025 Earnings Call Prepared Remarks, July 30, 2025
    - Evidence informing base-year allocation inputs; displayed values and growth are calculated: July xx.xx 2025 prepared remarks report an HBM4 post-stack win and state that the new insertion was not pervasive, qualifying the assumed intermediate-assembly uptake.
    - Evidence informing forecast-year allocation inputs; displayed values and growth are calculated: July xx.xx 2025 prepared remarks report an HBM4 post-stack win and state that the new insertion was not pervasive, qualifying the assumed intermediate-assembly uptake.
    - Evidence informing base-year allocation inputs; displayed values and growth are calculated: The remarks distinguish new system purchases from upgrades of existing capacity. This supports retaining reuse and incremental-receipt adjustments rather than equating every new deployment opportunity with a full new tester.
    - Evidence informing forecast-year allocation inputs; displayed values and growth are calculated: The remarks distinguish new system purchases from upgrades of existing capacity. This supports retaining reuse and incremental-receipt adjustments rather than equating every new deployment opportunity with a full new tester.
60. Teradyne Introduces Integrated Test Solution for AI and Data Center Devices in Collaboration with Tokyo Electron
    - Evidence informing forecast-year allocation inputs; displayed values and growth are calculated: The June xx.xx 2026 coordinated singulated-device offering supports commercial availability relevant to the forecast; it does not establish 2025 sales or the modeled 2032 penetration.
    - Evidence informing forecast-year allocation inputs; displayed values and growth are calculated: The offering references multiple advanced-packaging points, but this is not evidence that an individual delivery has accepted multi-insertion coverage.
61. Amkor Technology - IC Semiconductor Test Services
    - Evidence informing base-year allocation inputs; displayed values and growth are calculated: The company's service description separates wafer probe, testing between assembly steps and final testing, supporting the insertion mapping rather than a sales weight or complete-tester purchase requirement.
    - Evidence informing forecast-year allocation inputs; displayed values and growth are calculated: The company's service description separates wafer probe, testing between assembly steps and final testing, supporting the insertion mapping rather than a sales weight or complete-tester purchase requirement.

17.7. France

Table 320. France SoC & Memory Semiconductor Tester Market Size, 2017-2040 (USD Million)

Country	2017	2024	2025	2026	2027	2032	2040	CAGR (%)
France	xx.xx	xx.xx	xx.xx	xx.xx	xx.xx	xx.xx	xx.xx	xx.xx

Table 321. France SoC & Memory Semiconductor Tester Market Size, by Tester Type, 2017-2040 (USD Million)

Tester Type	2017	2024	2025	2026	2027	2032	2040	CAGR (%)
Combined SoC & Memory Testers	xx.xx	xx.xx	xx.xx	xx.xx	xx.xx	xx.xx	xx.xx	xx.xx
Memory Testers	xx.xx	xx.xx	xx.xx	xx.xx	xx.xx	xx.xx	xx.xx	xx.xx
SoC Testers	xx.xx	xx.xx	xx.xx	xx.xx	xx.xx	xx.xx	xx.xx	xx.xx
Total	**xx.xx**	**xx.xx**	**xx.xx**	**xx.xx**	**xx.xx**	**xx.xx**	**xx.xx**	**xx.xx**

Table 322. France SoC & Memory Semiconductor Tester Market Size, by Memory Testers, 2017-2040 (USD Million)

Memory Testers	2017	2024	2025	2026	2027	2032	2040	CAGR (%)
DRAM Testers	xx.xx	xx.xx	xx.xx	xx.xx	xx.xx	xx.xx	xx.xx	xx.xx
Multi-Family Memory Testers	xx.xx	xx.xx	xx.xx	xx.xx	xx.xx	xx.xx	xx.xx	xx.xx
Nonvolatile Memory Testers	xx.xx	xx.xx	xx.xx	xx.xx	xx.xx	xx.xx	xx.xx	xx.xx
SRAM Testers	xx.xx	xx.xx	xx.xx	xx.xx	xx.xx	xx.xx	xx.xx	xx.xx
Total	**xx.xx**	**xx.xx**	**xx.xx**	**xx.xx**	**xx.xx**	**xx.xx**	**xx.xx**	**xx.xx**

Table 323. France SoC & Memory Semiconductor Tester Market Size, by Platform Architecture, 2017-2040 (USD Million)

Platform Architecture	2017	2024	2025	2026	2027	2032	2040	CAGR (%)
Open-Standard ATE Platforms	xx.xx	xx.xx	xx.xx	xx.xx	xx.xx	xx.xx	xx.xx	xx.xx
Proprietary ATE Platforms	xx.xx	xx.xx	xx.xx	xx.xx	xx.xx	xx.xx	xx.xx	xx.xx
Total	**xx.xx**	**xx.xx**	**xx.xx**	**xx.xx**	**xx.xx**	**xx.xx**	**xx.xx**	**xx.xx**

Table 324. France SoC & Memory Semiconductor Tester Market Size, by Test Purpose, 2017-2040 (USD Million)

Test Purpose	2017	2024	2025	2026	2027	2032	2040	CAGR (%)
Combined Engineering and Production Testing	xx.xx	xx.xx	xx.xx	xx.xx	xx.xx	xx.xx	xx.xx	xx.xx
Engineering Evaluation and Characterization	xx.xx	xx.xx	xx.xx	xx.xx	xx.xx	xx.xx	xx.xx	xx.xx
Production Testing	xx.xx	xx.xx	xx.xx	xx.xx	xx.xx	xx.xx	xx.xx	xx.xx
Total	**xx.xx**	**xx.xx**	**xx.xx**	**xx.xx**	**xx.xx**	**xx.xx**	**xx.xx**	**xx.xx**

Table 325. France SoC & Memory Semiconductor Tester Market Size, by Semiconductor End Market, 2017-2040 (USD Million)

Semiconductor End Market	2017	2024	2025	2026	2027	2032	2040	CAGR (%)
Aerospace and Defense	xx.xx	xx.xx	xx.xx	xx.xx	xx.xx	xx.xx	xx.xx	xx.xx
Automotive	xx.xx	xx.xx	xx.xx	xx.xx	xx.xx	xx.xx	xx.xx	xx.xx
Communications	xx.xx	xx.xx	xx.xx	xx.xx	xx.xx	xx.xx	xx.xx	xx.xx
Computing	xx.xx	xx.xx	xx.xx	xx.xx	xx.xx	xx.xx	xx.xx	xx.xx
Consumer Electronics	xx.xx	xx.xx	xx.xx	xx.xx	xx.xx	xx.xx	xx.xx	xx.xx
Industrial Electronics	xx.xx	xx.xx	xx.xx	xx.xx	xx.xx	xx.xx	xx.xx	xx.xx
Total	**xx.xx**	**xx.xx**	**xx.xx**	**xx.xx**	**xx.xx**	**xx.xx**	**xx.xx**	**xx.xx**

Table 326. France SoC & Memory Semiconductor Tester Market Size, by Buyer Type, 2017-2040 (USD Million)

Buyer Type	2017	2024	2025	2026	2027	2032	2040	CAGR (%)
Fabless Semiconductor Companies	xx.xx	xx.xx	xx.xx	xx.xx	xx.xx	xx.xx	xx.xx	xx.xx
Integrated Device Manufacturers	xx.xx	xx.xx	xx.xx	xx.xx	xx.xx	xx.xx	xx.xx	xx.xx
Outsourced Assembly and Test Providers	xx.xx	xx.xx	xx.xx	xx.xx	xx.xx	xx.xx	xx.xx	xx.xx
Research and Academic Institutions	xx.xx	xx.xx	xx.xx	xx.xx	xx.xx	xx.xx	xx.xx	xx.xx
Semiconductor Design and IP Service Providers	xx.xx	xx.xx	xx.xx	xx.xx	xx.xx	xx.xx	xx.xx	xx.xx
Semiconductor Foundries	xx.xx	xx.xx	xx.xx	xx.xx	xx.xx	xx.xx	xx.xx	xx.xx
System Companies	xx.xx	xx.xx	xx.xx	xx.xx	xx.xx	xx.xx	xx.xx	xx.xx
Total	**xx.xx**	**xx.xx**	**xx.xx**	**xx.xx**	**xx.xx**	**xx.xx**	**xx.xx**	**xx.xx**

Table 327. France SoC & Memory Semiconductor Tester Market Size, by Acquisition Model, 2017-2040 (USD Million)

Acquisition Model	2017	2024	2025	2026	2027	2032	2040	CAGR (%)
Equipment Leasing	xx.xx	xx.xx	xx.xx	xx.xx	xx.xx	xx.xx	xx.xx	xx.xx
Equipment Purchase	xx.xx	xx.xx	xx.xx	xx.xx	xx.xx	xx.xx	xx.xx	xx.xx
Total	**xx.xx**	**xx.xx**	**xx.xx**	**xx.xx**	**xx.xx**	**xx.xx**	**xx.xx**	**xx.xx**

Table 328. France SoC & Memory Semiconductor Tester Market Size, by Sales Channel, 2017-2040 (USD Million)

Sales Channel	2017	2024	2025	2026	2027	2032	2040	CAGR (%)
Direct Sales	xx.xx	xx.xx	xx.xx	xx.xx	xx.xx	xx.xx	xx.xx	xx.xx
Distributor and Reseller Sales	xx.xx	xx.xx	xx.xx	xx.xx	xx.xx	xx.xx	xx.xx	xx.xx
Total	**xx.xx**	**xx.xx**	**xx.xx**	**xx.xx**	**xx.xx**	**xx.xx**	**xx.xx**	**xx.xx**

Table 329. France SoC & Memory Semiconductor Tester Market Size, by Test Insertion, 2017-2040 (USD Million)

Test Insertion	2017	2024	2025	2026	2027	2032	2040	CAGR (%)
In-Process Assembly Test	xx.xx	xx.xx	xx.xx	xx.xx	xx.xx	xx.xx	xx.xx	xx.xx
Multi-Insertion Test	xx.xx	xx.xx	xx.xx	xx.xx	xx.xx	xx.xx	xx.xx	xx.xx
Packaged-Device Test	xx.xx	xx.xx	xx.xx	xx.xx	xx.xx	xx.xx	xx.xx	xx.xx
Singulated-Die Test	xx.xx	xx.xx	xx.xx	xx.xx	xx.xx	xx.xx	xx.xx	xx.xx
Wafer-Level Test	xx.xx	xx.xx	xx.xx	xx.xx	xx.xx	xx.xx	xx.xx	xx.xx
Total	**xx.xx**	**xx.xx**	**xx.xx**	**xx.xx**	**xx.xx**	**xx.xx**	**xx.xx**	**xx.xx**

Sources & Evidence

1. Advantest - FY2024 Consolidated Financial Results Presentation, April 25, 2025

   • Evidence informing the 2023 market-value input; displayed series and growth include calculations: Quarterly product-revenue disclosures support calendar-2023 totals of JPY xx.xx for SoC testers and JPY xx.xx for memory testers, before modeled scope adjustments. ([advantest.com](https://www.advantest.com/document/en/investors/ir-library/result/JE_BIZ_250425_slide.pdf))

   • Evidence informing the 2024 market-value input; displayed series and growth include calculations: Quarterly product-revenue disclosures support calendar-2024 totals of JPY xx.xx for SoC testers and JPY xx.xx for memory testers; handling, services and system-level testing are disclosed separately. ([advantest.com](https://www.advantest.com/document/en/investors/ir-library/result/JE_BIZ_250425_slide.pdf))

2. Advantest - FY2025 Third Quarter Financial Results Presentation, January 28, 2026

- Evidence informing the 2025 market-value input; displayed series and growth include calculations: The disclosed January-March 2025 quarter and April-December 2025 quarters produce calendar-2025 SoC tester revenue of JPY xx.xx and memory tester revenue of JPY xx.xx. These are supplier revenues, not a published global market total. ([advantest.com](https://www.advantest.com/document/en/investors/ir-library/result/JE_BIZ_260128_slide.pdf))
- Evidence informing base-year allocation inputs; displayed values and growth are calculated: Quarterly product disclosures reconstruct calendar-2025 SoC revenue of JPY xx.xx, before the inherited eligible-SoC scope deduction.
- Evidence informing base-year allocation inputs; displayed values and growth are calculated: Quarterly memory revenue totals JPY xx.xx for calendar 2025, anchoring the memory equipment pool rather than a published global share.
- Evidence informing base-year allocation inputs; displayed values and growth are calculated: January-March memory revenue of JPY xx.xx supports the fiscal-to-calendar application-mix bridge.
- Evidence informing base-year allocation inputs; displayed values and growth are calculated: Quarterly SoC revenues of JPY xx.xx, xx.xx, xx.xx and xx.xx reconstruct calendar-2025 revenue of JPY xx.xx, the supplier revenue ceiling used for modeled eligible OPENSTAR attribution. ([advantest.com](https://www.advantest.com/document/en/investors/ir-library/result/JE_BIZ_260128_slide.pdf))
- Evidence informing base-year allocation inputs; displayed values and growth are calculated: Reported quarters support the calendar-2025 SoC revenue bridge used to estimate Computing's equipment weight. ([advantest.com](https://www.advantest.com/document/en/investors/ir-library/result/JE_BIZ_260128_slide.pdf))
- Evidence informing base-year allocation inputs; displayed values and growth are calculated: The same quarterly equipment revenues constrain the combined Computing/Communications budget before modeled separation. ([advantest.com](https://www.advantest.com/document/en/investors/ir-library/result/JE_BIZ_260128_slide.pdf))
- Evidence informing base-year allocation inputs; displayed values and growth are calculated: The quarterly product table independently reproduces calendar-2025 SoC revenue of JPY xx.xx and memory revenue of JPY xx.xx. These constrain the inherited equipment-revenue scale but do not disclose an acquisition-model split. ([advantest.com](https://www.advantest.com/document/en/investors/ir-library/result/JE_BIZ_260128_slide.pdf))
- Evidence informing base-year allocation inputs; displayed values and growth are calculated: Quarterly product disclosures reconstruct calendar-2025 SoC revenue of JPY xx.xx and memory revenue of JPY xx.xx, supporting the retained scoped manufacturer budget rather than an observed channel share. ([advantest.com](https://www.advantest.com/document/en/investors/ir-library/result/JE_BIZ_260128_slide.pdf))
- Evidence informing base-year allocation inputs; displayed values and growth are calculated: The manufacturer equipment budget provides the economic scale against which inherited intermediary penetration is allocated; the presentation does not quantify reseller receipts. ([advantest.com](https://www.advantest.com/document/en/investors/ir-library/result/JE_BIZ_260128_slide.pdf))
- Evidence informing base-year allocation inputs; displayed values and growth are calculated: Quarterly memory-system receipts reconstruct calendar-2025 revenue of JPY xx.xx, an input to the shared diversified-memory equipment budget.
- Evidence informing forecast-year allocation inputs; displayed values and growth are calculated: Quarterly memory-system receipts reconstruct calendar-2025 revenue of JPY xx.xx, an input to the shared diversified-memory equipment budget.
- Evidence informing base-year allocation inputs; displayed values and growth are calculated: The observed memory receipts constrain the parent purchasing budget from which the modeled intermediate-assembly portion is attributed; no insertion split is disclosed.
- Evidence informing forecast-year allocation inputs; displayed values and growth are calculated: The observed memory receipts constrain the parent purchasing budget from which the modeled intermediate-assembly portion is attributed; no insertion split is disclosed.
- Evidence informing base-year allocation inputs; displayed values and growth are calculated: Product-line receipts support the common equipment-budget bridge carried into the package-test allocation and its forecast starting weights.
- Evidence informing forecast-year allocation inputs; displayed values and growth are calculated: Product-line receipts support the common equipment-budget bridge carried into the package-test allocation and its forecast starting weights.

3. Advantest - FY2026 First Quarter Financial Results Presentation, July 29, 2026

- Evidence informing the 2026 market-value input; displayed series and growth include calculations: The presentation reports January-March 2026 SoC/memory revenues of JPY xx.xx/xx.xx and April-June revenues of JPY xx.xx/xx.xx. July guidance forecasts fiscal-2026 SoC/memory revenues of JPY xx.xx/xx.xx and supplies the fiscal-to-calendar bridge. Guidance is not realized revenue. ([advantest.com](https://www.advantest.com/document/en/investors/ir-library/result/JE_BIZ_260729_slide.pdf))
- Evidence informing the 2040 market-value input; displayed series and growth include calculations: Current equipment revenue and company-specific capacity plans constrain the forecast starting point, not the assumed long-run growth rate or the 2040 result. ([advantest.com](https://www.advantest.com/document/en/investors/ir-library/result/JE_BIZ_260729_slide.pdf))
- Evidence informing forecast-year allocation inputs; displayed values and growth are calculated: Actual quarterly SoC revenue and FY2026 product guidance constrain the inherited 2026 supplier bridge used to forecast relative category weights.
- Evidence informing forecast-year allocation inputs; displayed values and growth are calculated: January-March and April-June memory revenue of JPY xx.xx/xx.xx and FY2026 guidance of JPY xx.xx constrain the calendar bridge.
- Evidence informing base-year allocation inputs; displayed values and growth are calculated: Rounded fiscal DRAM mixes are xx.xx% for FY2024 and xx.xx% for FY2025; FY2026 guidance is xx.xx%. Calendar conversion and co-primary deductions are modeled.
- Evidence informing forecast-year allocation inputs; displayed values and growth are calculated: Rounded fiscal DRAM mixes are xx.xx% for FY2024 and xx.xx% for FY2025; FY2026 guidance is xx.xx%. Calendar conversion and co-primary deductions are modeled.
- Evidence informing base-year allocation inputs; displayed values and growth are calculated: Corresponding nonvolatile mixes are xx.xx%, xx.xx% and guided xx.xx%, qualifying an exclusively DRAM-led outlook without verifying future global shares.
- Evidence informing forecast-year allocation inputs; displayed values and growth are calculated: Corresponding nonvolatile mixes are xx.xx%, xx.xx% and guided xx.xx%, qualifying an exclusively DRAM-led outlook without verifying future global shares.
- Evidence informing base-year allocation inputs; displayed values and growth are calculated: Own SoC sales mix is approximately xx.xx% Computing/Communications in FY24 and xx.xx% in FY25; 2026 demand commentary constrains forecast direction, not the final share. ([advantest.com](https://www.advantest.com/document/en/investors/ir-library/result/JE_BIZ_260729_slide.pdf))
- Evidence informing forecast-year allocation inputs; displayed values and growth are calculated: Own SoC sales mix is approximately xx.xx% Computing/Communications in FY24 and xx.xx% in FY25; 2026 demand commentary constrains forecast direction, not the final share. ([advantest.com](https://www.advantest.com/document/en/investors/ir-library/result/JE_BIZ_260729_slide.pdf))
- Evidence informing base-year allocation inputs; displayed values and growth are calculated: Reported combined application proportions constrain the common budget; the separate Communications allocation and future mix remain modeled. ([advantest.com](https://www.advantest.com/document/en/investors/ir-library/result/JE_BIZ_260729_slide.pdf))
- Evidence informing forecast-year allocation inputs; displayed values and growth are calculated: Reported combined application proportions constrain the common budget; the separate Communications allocation and future mix remain modeled. ([advantest.com](https://www.advantest.com/document/en/investors/ir-library/result/JE_BIZ_260729_slide.pdf))

4. Teradyne, Inc. - Form 10-K for the Year Ended December 31, 2025
   - Evidence informing the 2023 market-value input; displayed series and growth include calculations: The revenue-disaggregation table reports 2023 point-in-time SoC revenue of USD xx.xx and memory revenue of USD xx.xx. Replacement parts require a further modeled deduction. ([investors.teradyne.com](https://investors.teradyne.com/sec-filings/all-sec-filings/content/xx.xx-xx.xx-xx.xx/xx.xx-xx.xx-xx.xx.pdf))
   - Evidence informing the 2024 market-value input; displayed series and growth include calculations: The filing reports 2024 point-in-time SoC revenue of USD xx.xx and memory revenue of USD xx.xx separately from over-time revenue and IST. ([investors.teradyne.com](https://investors.teradyne.com/sec-filings/all-sec-filings/content/xx.xx-xx.xx-xx.xx/xx.xx-xx.xx-xx.xx.pdf))
   - Evidence informing the 2025 market-value input; displayed series and growth include calculations: The filing reports 2025 point-in-time SoC revenue of USD xx.xx and memory revenue of USD xx.xx. Point-in-time recognition includes products and replacement parts and is therefore an equipment proxy rather than an exact complete-system subtotal. ([investors.teradyne.com](https://investors.teradyne.com/sec-filings/all-sec-filings/content/xx.xx-xx.xx-xx.xx/xx.xx-xx.xx-xx.xx.pdf))
   - Evidence informing base-year allocation inputs; displayed values and growth are calculated: 2025 point-in-time SoC revenue is USD xx.xx; equipment and eligible-device deductions remain modeled.
   - Evidence informing base-year allocation inputs; displayed values and growth are calculated: 2025 point-in-time memory revenue is USD xx.xx; replacement parts require the inherited equipment adjustment.
   - Evidence informing base-year allocation inputs; displayed values and growth are calculated: The filing identifies DRAM/HBM commercial activity; it does not disclose the modeled annual DRAM configuration fraction.
   - Evidence informing base-year allocation inputs; displayed values and growth are calculated: Magnum flash-memory activity supports nonvolatile category participation, not the assumed annual sales fraction.
   - Evidence informing base-year allocation inputs; displayed values and growth are calculated: Separately reported specifying and purchasing customers support treating commercial roles distinctly, without adding overlapping customer percentages.
   - Evidence informing forecast-year allocation inputs; displayed values and growth are calculated: Separately reported specifying and purchasing customers support treating commercial roles distinctly, without adding overlapping customer percentages.
   - Evidence informing base-year allocation inputs; displayed values and growth are calculated: Reported 2024-2025 product revenues supply a realized-demand challenge, but do not identify engineering-only sales; the allocation retains this attribution limitation. ([investors.teradyne.com](https://investors.teradyne.com/sec-filings/all-sec-filings/content/xx.xx-xx.xx-xx.xx/xx.xx-xx.xx-xx.xx.pdf))
   - Evidence informing forecast-year allocation inputs; displayed values and growth are calculated: Reported 2024-2025 product revenues supply a realized-demand challenge, but do not identify engineering-only sales; the allocation retains this attribution limitation. ([investors.teradyne.com](https://investors.teradyne.com/sec-filings/all-sec-filings/content/xx.xx-xx.xx-xx.xx/xx.xx-xx.xx-xx.xx.pdf))
   - Evidence informing base-year allocation inputs; displayed values and growth are calculated: Point-in-time SoC revenue grew approximately xx.xx% while memory declined approximately xx.xx%, qualifying uniform-growth assumptions rather than directly establishing purpose shares. ([investors.teradyne.com](https://investors.teradyne.com/sec-filings/all-sec-filings/content/xx.xx-xx.xx-xx.xx/xx.xx-xx.xx-xx.xx.pdf))
   - Evidence informing forecast-year allocation inputs; displayed values and growth are calculated: Point-in-time SoC revenue grew approximately xx.xx% while memory declined approximately xx.xx%, qualifying uniform-growth assumptions rather than directly establishing purpose shares. ([investors.teradyne.com](https://investors.teradyne.com/sec-filings/all-sec-filings/content/xx.xx-xx.xx-xx.xx/xx.xx-xx.xx-xx.xx.pdf))
   - Evidence informing base-year allocation inputs; displayed values and growth are calculated: Distinguishes platform specifiers from purchasing customers, supporting the requirement for an accepted joint remit rather than inferring it from platform selection. ([investors.teradyne.com](https://investors.teradyne.com/sec-filings/all-sec-filings/content/xx.xx-xx.xx-xx.xx/xx.xx-xx.xx-xx.xx.pdf))
   - Evidence informing forecast-year allocation inputs; displayed values and growth are calculated: Distinguishes platform specifiers from purchasing customers, supporting the requirement for an accepted joint remit rather than inferring it from platform selection.

5. Teradyne, Inc. - Form 10-Q for the Quarterly Period Ended June 28, 2026
   - Evidence informing the 2026 market-value input; displayed series and growth include calculations: First-half 2026 point-in-time revenue was USD xx.xx for SoC and USD xx.xx for memory. Comparable first-half 2025 amounts were USD xx.xx and USD xx.xx independently establishing strong realized growth before the modeled second half. ([investors.teradyne.com](https://investors.teradyne.com/sec-filings/all-sec-filings/content/xx.xx-xx.xx-xx.xx/xx.xx-xx.xx-xx.xx.pdf))
   - Evidence informing forecast-year allocation inputs; displayed values and growth are calculated: First-half 2026 point-in-time SoC revenue of USD xx.xx anchors the scoped and annualized SoC forecast input.
   - Evidence informing forecast-year allocation inputs; displayed values and growth are calculated: First-half 2026 point-in-time memory revenue of USD xx.xx anchors the memory forecast pool; second-half realization remains assumed.
   - Evidence informing forecast-year allocation inputs; displayed values and growth are calculated: The observed memory pool constrains the forecast numerator to which the explicitly assumed small SRAM fraction is applied; SRAM sales are not separately disclosed.
   - Evidence informing forecast-year allocation inputs; displayed values and growth are calculated: The observed memory pool constrains modeled multi-family attribution, but does not independently establish co-primary configuration sales.
   - Evidence informing forecast-year allocation inputs; displayed values and growth are calculated: The scoped memory forecast pool supplies one bounded source of combined-configuration value; the co-primary fraction remains assumed.
6. Cohu, Inc. - Form 10-K for the Fiscal Year Ended December 27, 2025
   - Evidence informing the 2023 market-value input; displayed series and growth include calculations: Cohu reports 2023 systems-semiconductor test and inspection revenue of USD xx.xx. Only an assumed complete-tester and eligible-device portion enters this market. ([sec.gov](https://www.sec.gov/Archives/edgar/data/xx.xx/xx.xx/cohu20251227_10k.htm))
   - Evidence informing the 2024 market-value input; displayed series and growth include calculations: Cohu reports 2024 systems-semiconductor test and inspection revenue of USD xx.xx separately from non-systems revenue. ([sec.gov](https://www.sec.gov/Archives/edgar/data/xx.xx/xx.xx/cohu20251227_10k.htm))
   - Evidence informing the 2025 market-value input; displayed series and growth include calculations: Cohu reports 2025 systems-semiconductor test and inspection revenue of USD xx.xx. Automation, inspection, interfaces and recurring services prevent attribution of the whole company to SoC testers. ([sec.gov](https://www.sec.gov/Archives/edgar/data/xx.xx/xx.xx/cohu20251227_10k.htm))
   - Evidence informing base-year allocation inputs; displayed values and growth are calculated: Cohu describes a primarily direct commercial model supported by targeted independent representatives, supporting direct attribution where the manufacturer remains the contractual seller. ([sec.gov](https://www.sec.gov/Archives/edgar/data/xx.xx/xx.xx/cohu20251227_10k.htm))
   - Evidence informing forecast-year allocation inputs; displayed values and growth are calculated: Cohu describes a primarily direct commercial model supported by targeted independent representatives, supporting direct attribution where the manufacturer remains the contractual seller. ([sec.gov](https://www.sec.gov/Archives/edgar/data/xx.xx/xx.xx/cohu20251227_10k.htm))
   - Evidence informing base-year allocation inputs; displayed values and growth are calculated: Independent-representative commissions are identified in selling expenses; representation alone does not establish title-taking equipment resale or a numerical distributor share. ([sec.gov](https://www.sec.gov/Archives/edgar/data/xx.xx/xx.xx/cohu20251227_10k.htm))
   - Evidence informing forecast-year allocation inputs; displayed values and growth are calculated: Independent-representative commissions are identified in selling expenses; representation alone does not establish title-taking equipment resale or a numerical distributor share. ([sec.gov](https://www.sec.gov/Archives/edgar/data/xx.xx/xx.xx/cohu20251227_10k.htm))

7. Hangzhou Changchuan Technology Co., Ltd. - 2025 Annual Report
   · Evidence informing the 2024 market-value input; displayed series and growth include calculations: The product table reports 2024 tester revenue of CNY xx.xx, distinct from handlers and other products. Its SoC-eligible portion remains modeled. ([static.cninfo.com.cn](https://static.cninfo.com.cn/finalpage/2026-xx.xx-xx.xx/xx.xx.PDF))
   · Evidence informing the 2025 market-value input; displayed series and growth include calculations: The product table reports 2025 tester revenue of CNY xx.xx. The filing's broader analog and digital portfolio requires a scope adjustment rather than inclusion of all tester revenue. ([static.cninfo.com.cn](https://static.cninfo.com.cn/finalpage/2026-xx.xx-xx.xx/xx.xx.PDF))
8. YC Corporation - Business Report for the Year Ended December 31, 2025
   · Evidence informing the 2023 market-value input; displayed series and growth include calculations: The sales table reports KRW xx.xx for the 2023 memory-wafer-tester, semiconductor-equipment, parts, modification and related category. Complete-equipment attribution requires a deduction. ([kind.krx.co.kr](https://kind.krx.co.kr/external/2026/xx.xx/xx.xx/xx.xx/xx.xx/xx.xx.htm))
   · Evidence informing the 2024 market-value input; displayed series and growth include calculations: The comparable 2024 category revenue is KRW xx.xx, not an independently isolated complete-tester total. ([kind.krx.co.kr](https://kind.krx.co.kr/external/2026/xx.xx/xx.xx/xx.xx/xx.xx/xx.xx.htm))
   · Evidence informing the 2025 market-value input; displayed series and growth include calculations: The comparable 2025 category revenue is KRW xx.xx. Parts, modifications and other equipment remain a material scope uncertainty. ([kind.krx.co.kr](https://kind.krx.co.kr/external/2026/xx.xx/xx.xx/xx.xx/xx.xx/xx.xx.htm))
   · Evidence informing base-year allocation inputs; displayed values and growth are calculated: YC reports KRW xx.xx in a broad memory-wafer-tester, parts, modification and related revenue category, constraining the inherited equipment budget.
   · Evidence informing base-year allocation inputs; displayed values and growth are calculated: The company's own business description establishes DRAM equipment activity; the assumed xx.xx% allocation is not disclosed.
   · Evidence informing base-year allocation inputs; displayed values and growth are calculated: NAND equipment participation establishes the nonvolatile commercial mapping; the assumed xx.xx% allocation is not an observed split.
9. Chroma ESG - About Chroma: 2025 Group Financial and Operating Profile
   · Evidence informing the 2025 market-value input; displayed series and growth include calculations: Chroma's own disclosure states 2025 group consolidated revenue of USD xx.xx. This broad corporate amount constrains, but does not directly measure, its eligible complete-SoC-tester revenue. ([csr.chromaate.com](https://csr.chromaate.com/en/esg-en/green-chroma-en/brand-en))
10. Chroma ESG - Green Revenue and Financial Performance, 2025
   · Evidence informing the 2024 market-value input; displayed series and growth include calculations: Chroma reports 2025 consolidated revenue growth of xx.xx%. The model uses this company growth rate to backcast its small 2024 scoped revenue budget at a constant conversion basis, not as an observed 2024 tester subtotal. ([csr.chromaate.com](https://csr.chromaate.com/en/esg-en/green-chroma-en/green-revenue-en))
   · Evidence informing the 2025 market-value input; displayed series and growth include calculations: The disclosure distinguishes broad measurement products and SLT demand, reinforcing the need to exclude unrelated corporate revenue from the SoC/memory tester estimate. ([csr.chromaate.com](https://csr.chromaate.com/en/esg-en/green-chroma-en/green-revenue-en))

11. Federal Reserve Board - Foreign Exchange Rates, G.5A, January 5, 2026

· Evidence informing the 2023 market-value input; displayed series and growth include calculations: The official annual-average exchange-rate release supplies the currency-conversion benchmark; the model uses JPY xx.xx per USD for its large calendar-2023 Japanese revenue anchor and an explicitly rounded KRW conversion for the smaller Korean budget. ([fred.stlouisfed.org](https://fred.stlouisfed.org/series/AEXJPUS/))

· Evidence informing the 2024 market-value input; displayed series and growth include calculations: The model uses JPY xx.xx per USD for calendar 2024; small CNY and KRW budgets use disclosed approximate conversion assumptions close to the official annual averages. ([fred.stlouisfed.org](https://fred.stlouisfed.org/series/AEXJPUS/))

· Evidence informing the 2025 market-value input; displayed series and growth include calculations: The model uses JPY xx.xx per USD for calendar 2025. CNY xx.xx and KRW xx.xx per USD are rounded modeling conventions, not the release's exact observations. ([fred.stlouisfed.org](https://fred.stlouisfed.org/series/AEXJPUS/))

12. SEMI - 2018 Global Semiconductor Equipment Sales Jump to Record USD 64.5 Billion

· Evidence informing the 2017 market-value input; displayed series and growth include calculations: The association's member-billings release reports xx.xx% growth in total test equipment sales in 2018. Its inverse supplies the 2017 historical proxy; it is not a direct observation of the narrower captured market. ([www1.semi.org](https://www1.semi.org/en/2018-global-semiconductor-equipment-sales-jump-record-xx.xx-billion))

· Evidence informing the 2018 market-value input; displayed series and growth include calculations: The release reports approximately USD xx.xx of total semiconductor-equipment sales in 2018, used only with the 2019 equipment total as a disclosed broad-cycle proxy. ([www1.semi.org](https://www1.semi.org/en/2018-global-semiconductor-equipment-sales-jump-record-xx.xx-billion))

13. SEMI - 2020 Global Semiconductor Equipment Sales Surge 19% to Industry Record USD 71.2 Billion

· Evidence informing the 2018 market-value input; displayed series and growth include calculations: The release reports 2019 total equipment billings of USD xx.xx. Relative to the published approximate 2018 total, this supplies a broad-equipment downturn proxy, not an observed SoC/memory tester growth rate. ([semi.org](https://www.semi.org/en/news-media-press/semi-press-releases/annual-global-semiconductor-equipment-sales))

· Evidence informing the 2019 market-value input; displayed series and growth include calculations: Reported 2020 total-test-equipment growth of xx.xx% supplies the inverse bridge into 2019. ([semi.org](https://www.semi.org/en/news-media-press/semi-press-releases/annual-global-semiconductor-equipment-sales))

· Evidence informing the 2020 market-value input; displayed series and growth include calculations: The association's member-submitted billings dataset reports xx.xx% total-test-equipment growth in 2020, used as a historical demand-cycle proxy. ([semi.org](https://www.semi.org/en/news-media-press/semi-press-releases/annual-global-semiconductor-equipment-sales))

14. SEMI - 2021 Global Semiconductor Equipment Sales Surge 44% to Industry Record USD 102.6 Billion

· Evidence informing the 2020 market-value input; displayed series and growth include calculations: Reported total-test-equipment sales growth of xx.xx% in 2021 supports the inverse bridge from the 2021 estimate to 2020. ([semi.org](https://www.semi.org/en/news-media-press-releases/semi-press-releases/2021-global-semiconductor-equipment-sales-surge-xx.xx%xx.xx-to-industry-record-%xx.xx-billion-semi-reports))

· Evidence informing the 2021 market-value input; displayed series and growth include calculations: The xx.xx% test-equipment increase is a member-billings observation for a broader equipment class, not the final market value returned here. ([semi.org](https://www.semi.org/en/news-media-press-releases/semi-press-releases/2021-global-semiconductor-equipment-sales-surge-xx.xx%xx.xx-to-industry-record-%xx.xx-billion-semi-reports))

15. SEMI - Global Semiconductor Equipment Billings Reach Industry Record USD 107.6 Billion in 2022

· Evidence informing the 2021 market-value input; displayed series and growth include calculations: The release reports a xx.xx% contraction in total-test-equipment billings in 2022, supporting the inverse historical bridge into 2021. ([semi.org](https://www.semi.org/en/news-media-press-releases/semi-press-releases/global-semiconductor-equipment-billings-reach-industry-record-%xx.xx-billion-in-2022-semi-reports))

16. SEMI - Global Semiconductor Equipment Billings Slip to USD 106.3 Billion in 2023
· Evidence informing the 2023 market-value input; displayed series and growth include calculations: The xx.xx% broader test-equipment decline supplies a historical-cycle constraint and one small-supplier backcast assumption, not the target-market level.
([semi.org](https://www.semi.org/en/news-media-press-releases/semi-press-releases/global-semiconductor-equipment-billings-slip-to-%xx.xx-billion-in-2023-semi-reports))
17. SEMI - Global Semiconductor Equipment Billings Surged to USD 117 Billion in 2024
· Evidence informing the 2024 market-value input; displayed series and growth include calculations: Realized total-test-equipment billings increased xx.xx% in 2024. This independently checks the direction and approximate magnitude of the modeled target-market recovery without substituting the broader category for this market.
([semi.org](https://www.semi.org/en/semi-press-release/global-semiconductor-equipment-billings-surged-to-xx.xx-billion-dollars-in-2024-semi-reports))
18. SEMI - Global Semiconductor Equipment Billings Reached USD 135 Billion in 2025
· Evidence informing the 2025 market-value input; displayed series and growth include calculations: The association reports realized total-test-equipment billings growth of xx.xx% in 2025. The modeled target-market increase of approximately xx.xx% is directionally consistent; differing product boundaries prevent an exact reconciliation.
([semi.org](https://www.semi.org/en/SEMI-Reports-Global-Semiconductor-Equipment-Billings-Reached-xx.xx-Billion-in-2025))

19. Advantest - Annual Securities Report and Business Report for the Year Ended March 31, 2026

- Evidence informing the 2025 market-value input; displayed series and growth include calculations: Note xx.xx identifies customer operating leases of semiconductor test systems and JPY xx.xx of future payments receivable at March xx.xx 2025. This establishes a small supplier-specific leasing activity, not annual global leasing revenue. ([advantest.com](https://www.advantest.com/document/en/investors/ir-library/report/IR_SecuritiesandBusinesReport_84th_en.pdf))
- Evidence informing the 2026 market-value input; displayed series and growth include calculations: Future customer lease payments receivable were JPY xx.xx at March xx.xx 2026; disclosed terms were one to three years and noncancelable. These figures qualify any assumption that OEM leasing is necessarily large or offers flexible exit. ([advantest.com](https://www.advantest.com/document/en/investors/ir-library/report/IR_SecuritiesandBusinesReport_84th_en.pdf))
- Evidence informing base-year allocation inputs; displayed values and growth are calculated: Named NVIDIA-group customer receipts constrain direct fabless purchasing; fiscal/calendar and eligible-equipment attribution remain modeled.
- Evidence informing forecast-year allocation inputs; displayed values and growth are calculated: Named NVIDIA-group customer receipts constrain direct fabless purchasing; fiscal/calendar and eligible-equipment attribution remain modeled.
- Evidence informing base-year allocation inputs; displayed values and growth are calculated: Named TSMC customer receipts anchor the foundry purchasing model; other suppliers and foundries require explicit coverage assumptions.
- Evidence informing forecast-year allocation inputs; displayed values and growth are calculated: Named TSMC customer receipts anchor the foundry purchasing model; other suppliers and foundries require explicit coverage assumptions.
- Evidence informing base-year allocation inputs; displayed values and growth are calculated: The equipment-revenue policy recognizes product revenue when control transfers on contractual delivery or acceptance, supporting the purchase classification rather than service-revenue attribution. ([advantest.com](https://www.advantest.com/document/en/investors/ir-library/report/IR_SecuritiesandBusinesReport_84th_en.pdf))
- Evidence informing forecast-year allocation inputs; displayed values and growth are calculated: The equipment-revenue policy recognizes product revenue when control transfers on contractual delivery or acceptance, supporting the purchase classification rather than service-revenue attribution. ([advantest.com](https://www.advantest.com/document/en/investors/ir-library/report/IR_SecuritiesandBusinesReport_84th_en.pdf))
- Evidence informing base-year allocation inputs; displayed values and growth are calculated: Note xx.xx discloses customer operating leases, one-to-three-year noncancelable terms, and remaining payments of JPY xx.xx and JPY xx.xx at March xx.xx 2025 and March xx.xx 2026. These constrain contractual and adoption assumptions, not annual global leasing revenue or the final forecast share. ([advantest.com](https://www.advantest.com/document/en/investors/ir-library/report/IR_SecuritiesandBusinesReport_84th_en.pdf))
- Evidence informing forecast-year allocation inputs; displayed values and growth are calculated: Note xx.xx discloses customer operating leases, one-to-three-year noncancelable terms, and remaining payments of JPY xx.xx and JPY xx.xx at March xx.xx 2025 and March xx.xx 2026. These constrain contractual and adoption assumptions, not annual global leasing revenue or the final forecast share. ([advantest.com](https://www.advantest.com/document/en/investors/ir-library/report/IR_SecuritiesandBusinesReport_84th_en.pdf))
- Evidence informing base-year allocation inputs; displayed values and growth are calculated: Wholly owned regional test-system sales subsidiaries establish consolidated manufacturer selling, while customer operating leases establish an OEM leasing route; both support the contractual-role allocation premise. ([advantest.com](https://www.advantest.com/document/en/investors/ir-library/report/IR_SecuritiesandBusinesReport_84th_en.pdf))
- Evidence informing forecast-year allocation inputs; displayed values and growth are calculated: Wholly owned regional test-system sales subsidiaries establish consolidated manufacturer selling, while customer operating leases establish an OEM leasing route; both support the contractual-role allocation premise. ([advantest.com](https://www.advantest.com/document/en/investors/ir-library/report/IR_SecuritiesandBusinesReport_84th_en.pdf))
- Evidence informing base-year allocation inputs; displayed values and growth are calculated: Future customer lease payments of JPY xx.xx at March xx.xx 2025 and JPY xx.xx at March xx.xx 2026 are supplier-specific receivables, not annual global merchant lease revenue; they limit rather than verify the leasing assumptions. ([advantest.com](https://www.advantest.com/document/en/investors/ir-library/report/IR_SecuritiesandBusinesReport_84th_en.pdf))

20. Amkor Technology, Inc. - Form 10-K for the Year Ended December 31, 2025

- Evidence informing the 2025 market-value input; displayed series and growth include calculations: Amkor reports 2025 capital expenditures of USD xx.xx versus USD xx.xx in 2024, covering packaging, testing and facilities. The amount is a buyer-spending constraint, not tester-only spending. ([sec.gov](https://www.sec.gov/Archives/edgar/data/xx.xx/xx.xx/amkr-xx.xx.htm))
- Evidence informing the 2026 market-value input; displayed series and growth include calculations: The filing's USD xx.xx-xx.xx 2026 capital-expenditure expectation is primarily increased by Arizona construction. It cannot be treated as an equivalent tester award or annual tester-market increment. ([sec.gov](https://www.sec.gov/Archives/edgar/data/xx.xx/xx.xx/amkr-xx.xx.htm))
- Evidence informing the 2028 market-value input; displayed series and growth include calculations: Standardized tester investment, customer-consigned equipment and equipment-redeployment risks qualify the conversion from announced capacity projects to incremental tester purchases. No project investment is added directly to the 2028 forecast. ([sec.gov](https://www.sec.gov/Archives/edgar/data/xx.xx/xx.xx/amkr-xx.xx.htm))
- Evidence informing the 2029 market-value input; displayed series and growth include calculations: The buyer's broad spending and commitment disclosures support retaining procurement-conversion and reuse uncertainty rather than equating project completion with tester sales. ([sec.gov](https://www.sec.gov/Archives/edgar/data/xx.xx/xx.xx/amkr-xx.xx.htm))
- Evidence informing base-year allocation inputs; displayed values and growth are calculated: The test-equipment accounting-life extension from five to seven years constrains the annualized production denominator against which engineering purchasing is compared. ([sec.gov](https://www.sec.gov/Archives/edgar/data/xx.xx/xx.xx/amkr-xx.xx.htm))
- Evidence informing forecast-year allocation inputs; displayed values and growth are calculated: The test-equipment accounting-life extension from five to seven years constrains the annualized production denominator against which engineering purchasing is compared. ([sec.gov](https://www.sec.gov/Archives/edgar/data/xx.xx/xx.xx/amkr-xx.xx.htm))
- Evidence informing base-year allocation inputs; displayed values and growth are calculated: Seven-year test-equipment accounting life anchors the selected purchasing-frequency proxy; broad capital expenditure is not treated as tester-only spending. ([sec.gov](https://www.sec.gov/Archives/edgar/data/xx.xx/xx.xx/amkr-xx.xx.htm))
- Evidence informing forecast-year allocation inputs; displayed values and growth are calculated: Seven-year test-equipment accounting life anchors the selected purchasing-frequency proxy; broad capital expenditure is not treated as tester-only spending. ([sec.gov](https://www.sec.gov/Archives/edgar/data/xx.xx/xx.xx/amkr-xx.xx.htm))
- Evidence informing base-year allocation inputs; displayed values and growth are calculated: Standardized platforms and customer-consigned testers qualify ownership and reuse attribution; these conditions do not establish accepted joint-purpose deployment. ([sec.gov](https://www.sec.gov/Archives/edgar/data/xx.xx/xx.xx/amkr-xx.xx.htm))
- Evidence informing forecast-year allocation inputs; displayed values and growth are calculated: Standardized platforms and customer-consigned testers qualify ownership and reuse attribution; these conditions do not establish accepted joint-purpose deployment. ([sec.gov](https://www.sec.gov/Archives/edgar/data/xx.xx/xx.xx/amkr-xx.xx.htm))
- Evidence informing base-year allocation inputs; displayed values and growth are calculated: The buyer reports approximately xx.xx% Computing sales and standardized tester investment, providing a representativeness and reuse check, not equipment-market weights. ([sec.gov](https://www.sec.gov/Archives/edgar/data/xx.xx/xx.xx/amkr-xx.xx.htm))
- Evidence informing forecast-year allocation inputs; displayed values and growth are calculated: The buyer reports approximately xx.xx% Computing sales and standardized tester investment, providing a representativeness and reuse check, not equipment-market weights. ([sec.gov](https://www.sec.gov/Archives/edgar/data/xx.xx/xx.xx/amkr-xx.xx.htm))
- Evidence informing base-year allocation inputs; displayed values and growth are calculated: Approximately xx.xx% Communications sales and customer-consigned equipment demonstrate why operator revenue and ownership cannot directly determine tester purchasing shares. ([sec.gov](https://www.sec.gov/Archives/edgar/data/xx.xx/xx.xx/amkr-xx.xx.htm))
- Evidence informing forecast-year allocation inputs; displayed values and growth are calculated: Approximately xx.xx% Communications sales and customer-consigned equipment demonstrate why operator revenue and ownership cannot directly determine tester purchasing shares. ([sec.gov](https://www.sec.gov/Archives/edgar/data/xx.xx/xx.xx/amkr-xx.xx.htm))
- Evidence informing base-year allocation inputs; displayed values and growth are calculated: Approximately xx.xx% Consumer sales provide a buyer-specific countercheck; shared-platform practices do not quantify

21. Teradyne - Magnum 2 Memory Test Solution

- Evidence informing base-year allocation inputs; displayed values and growth are calculated: Magnum xx.xx lists SRAM applications, establishing a commercial category mapping without supplying a revenue weight.
- Evidence informing forecast-year allocation inputs; displayed values and growth are calculated: Magnum xx.xx lists SRAM applications, establishing a commercial category mapping without supplying a revenue weight.
- Evidence informing base-year allocation inputs; displayed values and growth are calculated: DRAM, SRAM, NOR and NAND capability overlaps support mutually exclusive configuration attribution rather than adding advertised capabilities as sales.
- Evidence informing forecast-year allocation inputs; displayed values and growth are calculated: DRAM, SRAM, NOR and NAND capability overlaps support mutually exclusive configuration attribution rather than adding advertised capabilities as sales.
- Evidence informing base-year allocation inputs; displayed values and growth are calculated: Low-end SoC and memory applications identify a candidate combined-capability pool; actual joint customer mandates and numerical fractions remain unmeasured.
- Evidence informing forecast-year allocation inputs; displayed values and growth are calculated: Low-end SoC and memory applications identify a candidate combined-capability pool; actual joint customer mandates and numerical fractions remain unmeasured.
- Evidence informing base-year allocation inputs; displayed values and growth are calculated: Separately identifies an engineering configuration, supporting purpose classification and the direction of the modeled realization difference, not its exact numerical price ratio. ([teradyne.com](https://www.teradyne.com/products/magnum-xx.xx/))
- Evidence informing forecast-year allocation inputs; displayed values and growth are calculated: Separately identifies an engineering configuration, supporting purpose classification and the direction of the modeled realization difference, not its exact numerical price ratio. ([teradyne.com](https://www.teradyne.com/products/magnum-xx.xx/))
- Evidence informing base-year allocation inputs; displayed values and growth are calculated: Separately identifies production configurations, supporting production-purpose attribution rather than classification from family-wide capability alone. ([teradyne.com](https://www.teradyne.com/products/magnum-xx.xx/))
- Evidence informing forecast-year allocation inputs; displayed values and growth are calculated: Separately identifies production configurations, supporting production-purpose attribution rather than classification from family-wide capability alone. ([teradyne.com](https://www.teradyne.com/products/magnum-xx.xx/))
- Evidence informing base-year allocation inputs; displayed values and growth are calculated: Engineering programs can transfer to production versions; this supports conditional continuity but does not measure joint-purpose purchases or the forecast adoption multiplier. ([teradyne.com](https://www.teradyne.com/products/magnum-xx.xx/))
- Evidence informing forecast-year allocation inputs; displayed values and growth are calculated: Engineering programs can transfer to production versions; this supports conditional continuity but does not measure joint-purpose purchases or the forecast adoption multiplier. ([teradyne.com](https://www.teradyne.com/products/magnum-xx.xx/))

22. Advantest - T5835 Memory Test System

- Evidence informing base-year allocation inputs; displayed values and growth are calculated: T5835 is commercially positioned for both DRAM and NAND, supporting the cross-family classification premise but not the modeled co-primary revenue fraction.
- Evidence informing forecast-year allocation inputs; displayed values and growth are calculated: T5835 is commercially positioned for both DRAM and NAND, supporting the cross-family classification premise but not the modeled co-primary revenue fraction.

23. Advantest - T5503HS2 Memory Test System
    - Evidence informing base-year allocation inputs; displayed values and growth are calculated: DRAM/HBM product positioning establishes category mapping; the documented installed-T5503 upgrade path supports retaining upgrade-substitution uncertainty rather than assuming universal replacement.
    - Evidence informing forecast-year allocation inputs; displayed values and growth are calculated: DRAM/HBM product positioning establishes category mapping; the documented installed-T5503 upgrade path supports retaining upgrade-substitution uncertainty rather than assuming universal replacement.
24. Advantest will Showcase Latest Memory Test Solutions at Future of Memory and Storage 2024
    - Evidence informing base-year allocation inputs; displayed values and growth are calculated: The August xx.xx 2024 announcement identifies T5835 among promoted memory offerings, establishing pre-base-year commercial positioning without proving customer acceptance or sales mix.
25. Advantest - V93000 SoC Test Systems
    - Evidence informing base-year allocation inputs; displayed values and growth are calculated: Advantest classifies V93000 as a SoC Test System, supporting the commercial mapping of its reported SoC equipment pool without establishing a sales percentage.
    - Evidence informing forecast-year allocation inputs; displayed values and growth are calculated: Advantest classifies V93000 as a SoC Test System, supporting the commercial mapping of its reported SoC equipment pool without establishing a sales percentage.
    - Evidence informing base-year allocation inputs; displayed values and growth are calculated: V93000 documentation identifies reusable programs and interface hardware across generations and supplier-developed SmarTest software. These support the retained-investment condition, not a measured switching rate or forecast share. ([advantest.com](https://www.advantest.com/en/products/semiconductor-test-system/soc/v93000/))
    - Evidence informing forecast-year allocation inputs; displayed values and growth are calculated: V93000 documentation identifies reusable programs and interface hardware across generations and supplier-developed SmarTest software. These support the retained-investment condition, not a measured switching rate or forecast share. ([advantest.com](https://www.advantest.com/en/products/semiconductor-test-system/soc/v93000/))
26. Emerson Electric Co. - Form 10-K for the Year Ended September 30, 2025
    - Evidence informing base-year allocation inputs; displayed values and growth are calculated: Reported Test & Measurement sales of USD xx.xx in FY2025 and USD xx.xx in FY2024 constrain the broad NI revenue proxy, not complete SoC/memory tester revenue. ([ir.emerson.com](https://ir.emerson.com/sec-filings/all-sec-filings/content/xx.xx-xx.xx-xx.xx/emr-xx.xx.htm))
27. Emerson Electric Co. - Form 10-Q for the Quarter Ended December 31, 2025
    - Evidence informing base-year allocation inputs; displayed values and growth are calculated: December-quarter Test & Measurement sales of USD xx.xx versus USD xx.xx supply the approximate calendar bridge. Prior-period segment presentation was reclassified, limiting level comparability. ([sec.gov](https://www.sec.gov/Archives/edgar/data/xx.xx/xx.xx/emr-xx.xx.htm))
28. National Instruments Corporation - 2022 Annual Report
    - Evidence informing base-year allocation inputs; displayed values and growth are calculated: Semiconductor and Electronics represented approximately xx.xx% of NI's 2022 revenue, with approximately half from production test and half from R&D test. These historical mix observations calibrate, but do not verify, the 2025 scoped equipment budget. ([sec.gov](https://www.sec.gov/Archives/edgar/data/xx.xx/xx.xx/ny20006399x3_ars.pdf))

29. Advantest - FY2025 Financial Briefing, April 27, 2026

· Evidence informing base-year allocation inputs; displayed values and growth are calculated: Automotive/industrial/consumer/DDIC represented approximately xx.xx% and xx.xx% of fiscal SoC sales in FY2024 and FY2025, rounded to five-percentage-point increments. These application proportions constrain the mainstream equipment attribution. ([advantest.com](https://www.advantest.com/document/en/investors/ir-library/result/JE_BIZ_260427_slide.pdf))

· Evidence informing forecast-year allocation inputs; displayed values and growth are calculated: Automotive/industrial/consumer/DDIC represented approximately xx.xx% and xx.xx% of fiscal SoC sales in FY2024 and FY2025, rounded to five-percentage-point increments. These application proportions constrain the mainstream equipment attribution. ([advantest.com](https://www.advantest.com/document/en/investors/ir-library/result/JE_BIZ_260427_slide.pdf))

· Evidence informing base-year allocation inputs; displayed values and growth are calculated: Fiscal SoC sales increased from JPY xx.xx to JPY xx.xx, while computing/communications represented approximately xx.xx% of FY2025 SoC sales. This supports differentiated application-growth assumptions, not a directly observed proprietary share or future allocation. ([advantest.com](https://www.advantest.com/document/en/investors/ir-library/result/JE_BIZ_260427_slide.pdf))

· Evidence informing forecast-year allocation inputs; displayed values and growth are calculated: Fiscal SoC sales increased from JPY xx.xx to JPY xx.xx, while computing/communications represented approximately xx.xx% of FY2025 SoC sales. This supports differentiated application-growth assumptions, not a directly observed proprietary share or future allocation. ([advantest.com](https://www.advantest.com/document/en/investors/ir-library/result/JE_BIZ_260427_slide.pdf))

30. Advantest - Annual Report 2005

· Evidence informing base-year allocation inputs; displayed values and growth are calculated: The report identifies T2000's OPENSTAR basis and publicly available specifications developed through the Semiconductor Test Consortium. This supports historical standards classification only; its historical market-share statements are not used. ([www3.advantest.com](https://www3.advantest.com/documents/xx.xx/xx.xx/pdf_investor_AR2005_en.pdf))

· Evidence informing forecast-year allocation inputs; displayed values and growth are calculated: The report identifies T2000's OPENSTAR basis and publicly available specifications developed through the Semiconductor Test Consortium. This supports historical standards classification only; its historical market-share statements are not used. ([www3.advantest.com](https://www3.advantest.com/documents/xx.xx/xx.xx/pdf_investor_AR2005_en.pdf))

31. Advantest - What Is ATE (Automated Test Equipment)? Roles, Systems & Future Outlook

· Evidence informing base-year allocation inputs; displayed values and growth are calculated: Current company positioning identifies T2000 as open architecture and associates it with microcontroller and automotive applications, supporting continuity of the classification premise without measuring sales. ([advantest.com](https://www.advantest.com/en/semiconductor-basics/automated-test-equipment/))

· Evidence informing forecast-year allocation inputs; displayed values and growth are calculated: Current company positioning identifies T2000 as open architecture and associates it with microcontroller and automotive applications, supporting continuity of the classification premise without measuring sales. ([advantest.com](https://www.advantest.com/en/semiconductor-basics/automated-test-equipment/))

· Evidence informing base-year allocation inputs; displayed values and growth are calculated: The company distinguishes V93000's supplier-specific architecture from T2000's open-architecture positioning, supporting platform-level rather than supplier-wide classification. ([advantest.com](https://www.advantest.com/en/semiconductor-basics/automated-test-equipment/))

· Evidence informing forecast-year allocation inputs; displayed values and growth are calculated: The company distinguishes V93000's supplier-specific architecture from T2000's open-architecture positioning, supporting platform-level rather than supplier-wide classification. ([advantest.com](https://www.advantest.com/en/semiconductor-basics/automated-test-equipment/))

32. NI - What Is the Semiconductor Test System (STS)?

· Evidence informing base-year allocation inputs; displayed values and growth are calculated: STS is an integrated PXI-based ATE offering with broad RF, mixed-signal and MEMS positioning. This establishes the architecture and turnkey commercial model while requiring deductions for applications outside the captured SoC/memory boundary. ([ni.com](https://www.ni.com/en/shop/electronic-test-instrumentation/what-is-the-semiconductor-test-system.html))

· Evidence informing forecast-year allocation inputs; displayed values and growth are calculated: STS is an integrated PXI-based ATE offering with broad RF, mixed-signal and MEMS positioning. This establishes the architecture and turnkey commercial model while requiring deductions for applications outside the captured SoC/memory boundary. ([ni.com](https://www.ni.com/en/shop/electronic-test-instrumentation/what-is-the-semiconductor-test-system.html))

33. Marvin Test Solutions - PXIe Semiconductor Test System, TS-960e Series

· Evidence informing base-year allocation inputs; displayed values and growth are calculated: TS-960e is marketed as a complete integrated PXI Express semiconductor system for SoC applications, including proprietary application elements. It establishes commercial category participation, not the modeled smaller-system shipment count or price. ([marvintest.com](https://www.marvintest.com/Product/TS-960e-Series))

34. Emerson Electric Co. - Form 10-Q for the Quarter Ended June 30, 2026

· Evidence informing forecast-year allocation inputs; displayed values and growth are calculated: Nine-month Test & Measurement revenue of USD xx.xx versus USD xx.xx provides the broad growth calibration for the assumed 2026 eligible-equipment increase. Semiconductor and aerospace/defense both contributed, so the disclosure does not isolate open-standard SoC/memory sales. ([ir.emerson.com](https://ir.emerson.com/sec-filings/all-sec-filings/content/xx.xx-xx.xx-xx.xx/emr-xx.xx.htm))

35. PXI Systems Alliance - What Is PXI

· Evidence informing base-year allocation inputs; displayed values and growth are calculated: The association defines PXI as an open modular standard with a multi-vendor ecosystem and distinguishes its building blocks from completed application systems. This supports the governing-architecture boundary, not sales weights. ([pxisa.org](https://pxisa.org/what-is-pxi/))

· Evidence informing forecast-year allocation inputs; displayed values and growth are calculated: The association defines PXI as an open modular standard with a multi-vendor ecosystem and distinguishes its building blocks from completed application systems. This supports the governing-architecture boundary, not sales weights. ([pxisa.org](https://pxisa.org/what-is-pxi/))

36. Test Services - UTAC Group

- Evidence informing base-year allocation inputs; displayed values and growth are calculated: Reports xx.xx+ test engineers alongside 2,000+ testers, anchoring the engineering-station proxy used in the base model and carried into the forecast; it does not disclose purpose sales shares. ([utacgroup.com](https://utacgroup.com/test-services/))
- Evidence informing forecast-year allocation inputs; displayed values and growth are calculated: Reports xx.xx+ test engineers alongside 2,000+ testers, anchoring the engineering-station proxy used in the base model and carried into the forecast; it does not disclose purpose sales shares. ([utacgroup.com](https://utacgroup.com/test-services/))
- Evidence informing base-year allocation inputs; displayed values and growth are calculated: The 2,000+ tester fleet provides an operator-stock benchmark that is converted to annual value only through the disclosed purchasing-frequency assumptions. ([utacgroup.com](https://utacgroup.com/test-services/))
- Evidence informing forecast-year allocation inputs; displayed values and growth are calculated: The 2,000+ tester fleet provides an operator-stock benchmark that is converted to annual value only through the disclosed purchasing-frequency assumptions. ([utacgroup.com](https://utacgroup.com/test-services/))
- Evidence informing base-year allocation inputs; displayed values and growth are calculated: Advertises engineering services and production testing within the same business, supporting commercial coexistence but not the assumed accepted joint-purpose percentage or future adoption. ([utacgroup.com](https://utacgroup.com/test-services/))
- Evidence informing forecast-year allocation inputs; displayed values and growth are calculated: Advertises engineering services and production testing within the same business, supporting commercial coexistence but not the assumed accepted joint-purpose percentage or future adoption. ([utacgroup.com](https://utacgroup.com/test-services/))

37. Efforts to Provide Value Through Business - Advantest

- Evidence informing base-year allocation inputs; displayed values and growth are calculated: States typical customer equipment use of xx.xx-xx.xx years, providing a longer-use sensitivity for the stock-to-purchasing-value bridge rather than a measured engineering share. ([advantest.com](https://www.advantest.com/en/about/sustainability/society/responding-product-liability/))
- Evidence informing base-year allocation inputs; displayed values and growth are calculated: The xx.xx-xx.xx-year use period constrains replacement assumptions and is distinguished from the buyer accounting-life proxy used in the working model. ([advantest.com](https://www.advantest.com/en/about/sustainability/society/responding-product-liability/))

38. A New Approach for IC Test - Leveraging the Strength of the PXI Platform - NI

- Evidence informing base-year allocation inputs; displayed values and growth are calculated: Describes scalable characterization and production configurations and the commercial constraints of traditional laboratory ATE, supporting a distinct engineering purchasing model. ([ni.com](https://www.ni.com/en/shop/electronic-test-instrumentation/what-is-the-semiconductor-test-system/a-new-approach-for-ic-test---leveraging-the-strength-of-the-pxi-.html))
- Evidence informing forecast-year allocation inputs; displayed values and growth are calculated: Describes scalable characterization and production configurations and the commercial constraints of traditional laboratory ATE, supporting a distinct engineering purchasing model. ([ni.com](https://www.ni.com/en/shop/electronic-test-instrumentation/what-is-the-semiconductor-test-system/a-new-approach-for-ic-test---leveraging-the-strength-of-the-pxi-.html))
- Evidence informing base-year allocation inputs; displayed values and growth are calculated: Shared hardware and software support a continuity scenario, but the record provides neither accepted joint-deployment revenue nor future penetration; both remain explicit assumptions. ([ni.com](https://www.ni.com/en/shop/electronic-test-instrumentation/what-is-the-semiconductor-test-system/a-new-approach-for-ic-test---leveraging-the-strength-of-the-pxi-.html))
- Evidence informing forecast-year allocation inputs; displayed values and growth are calculated: Shared hardware and software support a continuity scenario, but the record provides neither accepted joint-deployment revenue nor future penetration; both remain explicit assumptions. ([ni.com](https://www.ni.com/en/shop/electronic-test-instrumentation/what-is-the-semiconductor-test-system/a-new-approach-for-ic-test---leveraging-the-strength-of-the-pxi-.html))

39. Teradyne - 2025 Annual Report to Shareholders

· Evidence informing base-year allocation inputs; displayed values and growth are calculated: The USD xx.xx Compute application weight anchors the scoped Computing allocation. ([investors.teradyne.com](https://investors.teradyne.com/sec-filings/all-sec-filings/content/xx.xx-xx.xx-xx.xx/xx.xx-xx.xx-xx.xx.pdf))

· Evidence informing base-year allocation inputs; displayed values and growth are calculated: The USD xx.xx Mobility weight and networking exposure support the modeled Communications bridge. ([investors.teradyne.com](https://investors.teradyne.com/sec-filings/all-sec-filings/content/xx.xx-xx.xx-xx.xx/xx.xx-xx.xx-xx.xx.pdf))

· Evidence informing base-year allocation inputs; displayed values and growth are calculated: Published application buckets constrain the budget, but the consumer carve-out is an explicit attribution assumption. ([investors.teradyne.com](https://investors.teradyne.com/sec-filings/all-sec-filings/content/xx.xx-xx.xx-xx.xx/xx.xx-xx.xx-xx.xx.pdf))

· Evidence informing base-year allocation inputs; displayed values and growth are calculated: USD xx.xx Auto-Industrial revenue supplies the pre-exclusion pool, not an observed Automotive subtotal. ([investors.teradyne.com](https://investors.teradyne.com/sec-filings/all-sec-filings/content/xx.xx-xx.xx-xx.xx/xx.xx-xx.xx-xx.xx.pdf))

· Evidence informing base-year allocation inputs; displayed values and growth are calculated: The shared Auto-Industrial pool constrains Industrial Electronics after scope and end-use adjustments. ([investors.teradyne.com](https://investors.teradyne.com/sec-filings/all-sec-filings/content/xx.xx-xx.xx-xx.xx/xx.xx-xx.xx-xx.xx.pdf))

· Evidence informing base-year allocation inputs; displayed values and growth are calculated: The application budget constrains the modeled specialized tail; separate Product Test defense revenue is excluded. ([investors.teradyne.com](https://investors.teradyne.com/sec-filings/all-sec-filings/content/xx.xx-xx.xx-xx.xx/xx.xx-xx.xx-xx.xx.pdf))

40. TSMC - 2025 Form 20-F

· Evidence informing base-year allocation inputs; displayed values and growth are calculated: 2025 HPC revenue of NT$xx.xx anchors the adjusted logic-demand proxy; networking is separated by assumption. ([investor.tsmc.com](https://investor.tsmc.com/sites/ir/sec-filings/2025_20F%20Report.pdf))

· Evidence informing base-year allocation inputs; displayed values and growth are calculated: Smartphone revenue of NT$xx.xx and networking within HPC constrain Communications, with an explicit equipment-intensity bridge. ([investor.tsmc.com](https://investor.tsmc.com/sites/ir/sec-filings/2025_20F%20Report.pdf))

41. Micron Technology - Form 10-K for the Year Ended August 28, 2025

· Evidence informing base-year allocation inputs; displayed values and growth are calculated: Cloud, data-center and client business revenues constrain Computing's memory-equipment proxy, not equipment receipts directly. ([s25.q4cdn.com](https://s25.q4cdn.com/xx.xx/files/doc_financials/2025/ar/2025-Form-xx.xx-K.pdf))

· Evidence informing base-year allocation inputs; displayed values and growth are calculated: Mobile/client and data-center revenues provide the economic pool for modeled mobile and networking attribution. ([s25.q4cdn.com](https://s25.q4cdn.com/xx.xx/files/doc_financials/2025/ar/2025-Form-xx.xx-K.pdf))

· Evidence informing base-year allocation inputs; displayed values and growth are calculated: USD xx.xx Automotive and Embedded revenue constrains the modeled consumer-memory tail. ([s25.q4cdn.com](https://s25.q4cdn.com/xx.xx/files/doc_financials/2025/ar/2025-Form-xx.xx-K.pdf))

· Evidence informing base-year allocation inputs; displayed values and growth are calculated: The embedded business supplies a bounded activity proxy requiring scope, realization and end-use adjustments. ([s25.q4cdn.com](https://s25.q4cdn.com/xx.xx/files/doc_financials/2025/ar/2025-Form-xx.xx-K.pdf))

· Evidence informing base-year allocation inputs; displayed values and growth are calculated: The embedded business constrains Industrial Electronics memory activity; its equipment conversion is assumed. ([s25.q4cdn.com](https://s25.q4cdn.com/xx.xx/files/doc_financials/2025/ar/2025-Form-xx.xx-K.pdf))

· Evidence informing base-year allocation inputs; displayed values and growth are calculated: The embedded pool bounds the specialized-memory tail; no separate defense revenue is reported. ([s25.q4cdn.com](https://s25.q4cdn.com/xx.xx/files/doc_financials/2025/ar/2025-Form-xx.xx-K.pdf))

42. Semiconductor Industry Association - 2025 Factbook

· Evidence informing base-year allocation inputs; displayed values and growth are calculated: 2024 PC/Computer semiconductor demand of xx.xx% enters only the scope-adjusted secondary-supplier proxy. ([semiconductors.org](https://www.semiconductors.org/wp-content/uploads/2025/xx.xx/2025-SIA-Factbook-FINAL-xx.xx.pdf))

· Evidence informing base-year allocation inputs; displayed values and growth are calculated: 2024 Communications demand of xx.xx% is adjusted for eligible equipment scope before use. ([semiconductors.org](https://www.semiconductors.org/wp-content/uploads/2025/xx.xx/2025-SIA-Factbook-FINAL-xx.xx.pdf))

· Evidence informing base-year allocation inputs; displayed values and growth are calculated: Consumer semiconductor demand of xx.xx% anchors the adjusted minor-application weights. ([semiconductors.org](https://www.semiconductors.org/wp-content/uploads/2025/xx.xx/2025-SIA-Factbook-FINAL-xx.xx.pdf))

· Evidence informing base-year allocation inputs; displayed values and growth are calculated: Automotive demand of xx.xx% is reduced for non-SoC exposure in the commercial proxy. ([semiconductors.org](https://www.semiconductors.org/wp-content/uploads/2025/xx.xx/2025-SIA-Factbook-FINAL-xx.xx.pdf))

· Evidence informing base-year allocation inputs; displayed values and growth are calculated: Industrial demand of xx.xx% anchors a scope-adjusted weight, not a tester-equipment share. ([semiconductors.org](https://www.semiconductors.org/wp-content/uploads/2025/xx.xx/2025-SIA-Factbook-FINAL-xx.xx.pdf))

· Evidence informing base-year allocation inputs; displayed values and growth are calculated: Government demand of xx.xx%, including military, constrains the specialized end-use proxy. ([semiconductors.org](https://www.semiconductors.org/wp-content/uploads/2025/xx.xx/2025-SIA-Factbook-FINAL-xx.xx.pdf))

43. WSTS - Semiconductor Market Insights, October 2024

- Evidence informing base-year allocation inputs; displayed values and growth are calculated: The detailed Consumer definition includes entertainment products, household white goods and personal wearables, supporting consistent end-use attribution. ([semiconductors.org](https://www.semiconductors.org/wp-content/uploads/2025/xx.xx/WSTS-Presentation-Subscription-Oct2024.pdf))
- Evidence informing forecast-year allocation inputs; displayed values and growth are calculated: The detailed Consumer definition includes entertainment products, household white goods and personal wearables, supporting consistent end-use attribution. ([semiconductors.org](https://www.semiconductors.org/wp-content/uploads/2025/xx.xx/WSTS-Presentation-Subscription-Oct2024.pdf))
- Evidence informing base-year allocation inputs; displayed values and growth are calculated: Industrial includes professional test, control and measuring equipment, distinguishing it from household consumer equipment. ([semiconductors.org](https://www.semiconductors.org/wp-content/uploads/2025/xx.xx/WSTS-Presentation-Subscription-Oct2024.pdf))
- Evidence informing forecast-year allocation inputs; displayed values and growth are calculated: Industrial includes professional test, control and measuring equipment, distinguishing it from household consumer equipment. ([semiconductors.org](https://www.semiconductors.org/wp-content/uploads/2025/xx.xx/WSTS-Presentation-Subscription-Oct2024.pdf))
- Evidence informing base-year allocation inputs; displayed values and growth are calculated: Government is defined as military and aerospace in the detailed end-use illustration, supporting the retained category mapping. ([semiconductors.org](https://www.semiconductors.org/wp-content/uploads/2025/xx.xx/WSTS-Presentation-Subscription-Oct2024.pdf))
- Evidence informing forecast-year allocation inputs; displayed values and growth are calculated: Government is defined as military and aerospace in the detailed end-use illustration, supporting the retained category mapping. ([semiconductors.org](https://www.semiconductors.org/wp-content/uploads/2025/xx.xx/WSTS-Presentation-Subscription-Oct2024.pdf))

44. NXP Semiconductors - Form 10-K for the Year Ended December 31, 2025

- Evidence informing base-year allocation inputs; displayed values and growth are calculated: 2025 Automotive revenue of USD xx.xx, down xx.xx%, qualifies assumptions of immediate equipment-demand acceleration. ([sec.gov](https://www.sec.gov/Archives/edgar/data/xx.xx/xx.xx/nxpi-xx.xx.htm))
- Evidence informing forecast-year allocation inputs; displayed values and growth are calculated: 2025 Automotive revenue of USD xx.xx, down xx.xx%, qualifies assumptions of immediate equipment-demand acceleration. ([sec.gov](https://www.sec.gov/Archives/edgar/data/xx.xx/xx.xx/nxpi-xx.xx.htm))
- Evidence informing base-year allocation inputs; displayed values and growth are calculated: Industrial & IoT revenue of USD xx.xx increased xx.xx%, constraining the near-term recovery assumption rather than measuring tester sales. ([sec.gov](https://www.sec.gov/Archives/edgar/data/xx.xx/xx.xx/nxpi-xx.xx.htm))
- Evidence informing forecast-year allocation inputs; displayed values and growth are calculated: Industrial & IoT revenue of USD xx.xx increased xx.xx%, constraining the near-term recovery assumption rather than measuring tester sales. ([sec.gov](https://www.sec.gov/Archives/edgar/data/xx.xx/xx.xx/nxpi-xx.xx.htm))

45. NXP Semiconductors - Product Longevity
    - Evidence informing forecast-year allocation inputs; displayed values and growth are calculated: Participating products have minimum xx.xx- or xx.xx-year longevity periods; these do not establish tester replacement or support periods.
    ([nxp.com](https://www.nxp.com/products/nxp-product-information/nxp-product-programs/product-longevity%3APRDCT_LONGEVITY_HM))
    - Evidence informing forecast-year allocation inputs; displayed values and growth are calculated: The disclosed longevity condition supports retaining lifecycle uncertainty rather than inferring automatic recurring equipment purchases.
    ([nxp.com](https://www.nxp.com/products/nxp-product-information/nxp-product-programs/product-longevity%3APRDCT_LONGEVITY_HM))
46. DLA ASSIST-QuickSearch - MIL-PRF-38535 Document Details
    - Evidence informing base-year allocation inputs; displayed values and growth are calculated: The official record concerns covered microcircuits and manufacturer qualification, not tester-brand approval or equipment awards; no qualification-derived revenue premium is assumed.
    ([quicksearch.dla.mil](https://quicksearch.dla.mil/qsDocDetails.aspx?ident_number=xx.xx))
    - Evidence informing forecast-year allocation inputs; displayed values and growth are calculated: The official record concerns covered microcircuits and manufacturer qualification, not tester-brand approval or equipment awards; no qualification-derived revenue premium is assumed.
    ([quicksearch.dla.mil](https://quicksearch.dla.mil/qsDocDetails.aspx?ident_number=xx.xx))
47. ASE Technology Holding - Fourth Quarter and Full Year 2025 Financial Results, Form 6-K, February 5, 2026
    - Evidence informing base-year allocation inputs; displayed values and growth are calculated: ASE reports USD xx.xx of 2025 testing-equipment capital expenditure, a monetary purchasing anchor before complete-tester scope deductions.
    - Evidence informing forecast-year allocation inputs; displayed values and growth are calculated: ASE reports USD xx.xx of 2025 testing-equipment capital expenditure, a monetary purchasing anchor before complete-tester scope deductions.
48. ChipMOS - FY2025 and Fourth Quarter 2025 Investor Presentation
    - Evidence informing base-year allocation inputs; displayed values and growth are calculated: The presentation reports TWD xx.xx of 2025 capital expenditure and a xx.xx% testing allocation; currency and complete-tester attribution are modeled bridges.
    - Evidence informing forecast-year allocation inputs; displayed values and growth are calculated: The presentation reports TWD xx.xx of 2025 capital expenditure and a xx.xx% testing allocation; currency and complete-tester attribution are modeled bridges.
49. Alchip - Advanced Testing Services
    - Evidence informing base-year allocation inputs; displayed values and growth are calculated: Alchip identifies an owned V93K hosted at a test house. This supports category and ownership attribution, not annual purchase quantities, prices or the forecast.
    - Evidence informing forecast-year allocation inputs; displayed values and growth are calculated: Alchip identifies an owned V93K hosted at a test house. This supports category and ownership attribution, not annual purchase quantities, prices or the forecast.
50. University of Utah Nanofab - Verigy Tester
    - Evidence informing base-year allocation inputs; displayed values and growth are calculated: The university lists a V93000 SoC platform and access arrangement. This establishes an institutional equipment category, not a 2025 purchase or future procurement.
    - Evidence informing forecast-year allocation inputs; displayed values and growth are calculated: The university lists a V93000 SoC platform and access arrangement. This establishes an institutional equipment category, not a 2025 purchase or future procurement.

51. TEAM A.T.E. - Services

- Evidence informing base-year allocation inputs; displayed values and growth are calculated: The company describes pre-owned purchases and sales across SoC and memory ATE, supporting inclusion of eligible secondary-market purchases. Its undated offering page supplies category evidence, not 2025 transaction value. ([team-ate.com](https://www.team-ate.com/services))
- Evidence informing forecast-year allocation inputs; displayed values and growth are calculated: The company describes pre-owned purchases and sales across SoC and memory ATE, supporting inclusion of eligible secondary-market purchases. Its undated offering page supplies category evidence, not 2025 transaction value. ([team-ate.com](https://www.team-ate.com/services))
- Evidence informing base-year allocation inputs; displayed values and growth are calculated: System rentals, rent-to-own arrangements and leases establish a third-party equipment-access route. The stated field-service limitation qualifies universal availability; neither the offering nor its category list supplies numerical leasing weights. ([team-ate.com](https://www.team-ate.com/services))
- Evidence informing forecast-year allocation inputs; displayed values and growth are calculated: System rentals, rent-to-own arrangements and leases establish a third-party equipment-access route. The stated field-service limitation qualifies universal availability; neither the offering nor its category list supplies numerical leasing weights. ([team-ate.com](https://www.team-ate.com/services))
- Evidence informing base-year allocation inputs; displayed values and growth are calculated: The company distinguishes its representation activities from inventory-based equipment transactions, supporting role-specific classification rather than assigning every represented OEM transaction to resale. ([team-ate.com](https://www.team-ate.com/services))
- Evidence informing forecast-year allocation inputs; displayed values and growth are calculated: The company distinguishes its representation activities from inventory-based equipment transactions, supporting role-specific classification rather than assigning every represented OEM transaction to resale. ([team-ate.com](https://www.team-ate.com/services))
- Evidence informing base-year allocation inputs; displayed values and growth are calculated: Purchasing surplus equipment for inventory, SoC/memory equipment offerings and rental/lease arrangements establish merchant commercial routes. The absence of a worldwide field-service organization qualifies support assumptions but supplies no revenue weight. ([team-ate.com](https://www.team-ate.com/services))
- Evidence informing forecast-year allocation inputs; displayed values and growth are calculated: Purchasing surplus equipment for inventory, SoC/memory equipment offerings and rental/lease arrangements establish merchant commercial routes. The absence of a worldwide field-service organization qualifies support assumptions but supplies no revenue weight. ([team-ate.com](https://www.team-ate.com/services))

52. Advantest Pre-Owned Solutions - Business

· Evidence informing base-year allocation inputs; displayed values and growth are calculated: The OEM's pre-owned business includes equipment resale, license switching, installation and maintenance support. This supports the purchase boundary beyond new equipment, without establishing resale revenue or a future share. ([advantest.com](https://www.advantest.com/en/customer-services/apo/business/))

· Evidence informing forecast-year allocation inputs; displayed values and growth are calculated: The OEM's pre-owned business includes equipment resale, license switching, installation and maintenance support. This supports the purchase boundary beyond new equipment, without establishing resale revenue or a future share. ([advantest.com](https://www.advantest.com/en/customer-services/apo/business/))

· Evidence informing base-year allocation inputs; displayed values and growth are calculated: OEM-managed pre-owned transactions include license switching, installation and maintenance, supporting direct classification when the consolidated manufacturer is the seller regardless of equipment age. ([advantest.com](https://www.advantest.com/en/customer-services/apo/business/))

· Evidence informing forecast-year allocation inputs; displayed values and growth are calculated: OEM-managed pre-owned transactions include license switching, installation and maintenance, supporting direct classification when the consolidated manufacturer is the seller regardless of equipment age. ([advantest.com](https://www.advantest.com/en/customer-services/apo/business/))

· Evidence informing base-year allocation inputs; displayed values and growth are calculated: The OEM-managed resale alternative qualifies an assumption that all pre-owned equipment passes through independent resellers and provides a commercial counterforce to merchant growth, without measuring its magnitude. ([advantest.com](https://www.advantest.com/en/customer-services/apo/business/))

· Evidence informing forecast-year allocation inputs; displayed values and growth are calculated: The OEM-managed resale alternative qualifies an assumption that all pre-owned equipment passes through independent resellers and provides a commercial counterforce to merchant growth, without measuring its magnitude. ([advantest.com](https://www.advantest.com/en/customer-services/apo/business/))

53. IFRS Foundation - IFRIC Update March 2023: Definition of a Lease-Substitution Rights

· Evidence informing base-year allocation inputs; displayed values and growth are calculated: The identified-asset, control and substantive-substitution criteria support distinguishing equipment leasing from outsourced testing services. This is a classification premise for both anchors, not evidence of market prevalence. ([ifrs.org](https://www.ifrs.org/news-and-events/updates/ifric/2023/ifric-update-march-2023/))

· Evidence informing forecast-year allocation inputs; displayed values and growth are calculated: The identified-asset, control and substantive-substitution criteria support distinguishing equipment leasing from outsourced testing services. This is a classification premise for both anchors, not evidence of market prevalence. ([ifrs.org](https://www.ifrs.org/news-and-events/updates/ifric/2023/ifric-update-march-2023/))

54. Spirox Corporation - 2025 Annual Report

- Evidence informing base-year allocation inputs; displayed values and growth are calculated: Consolidated revenue decreased from NTD xx.xx in 2024 to NTD xx.xx in 2025, providing a mixed-product intermediary countercheck to uniform channel growth rather than a global allocation weight. ([file.spirox.com.tw](https://file.spirox.com.tw/Annual%20Reports/2025/xx.xx%E5%B9%B4%E5%BA%A6%E5%B9%B4%E5%A0%B1%xx.xx%E8%8B%B1%E6%xx.xx%xx.xx%xx.xx.pdf))
- Evidence informing forecast-year allocation inputs; displayed values and growth are calculated: Consolidated revenue decreased from NTD xx.xx in 2024 to NTD xx.xx in 2025, providing a mixed-product intermediary countercheck to uniform channel growth rather than a global allocation weight. ([file.spirox.com.tw](https://file.spirox.com.tw/Annual%20Reports/2025/xx.xx%E5%B9%B4%E5%BA%A6%E5%B9%B4%E5%A0%B1%xx.xx%E8%8B%B1%E6%xx.xx%xx.xx%xx.xx.pdf))
- Evidence informing base-year allocation inputs; displayed values and growth are calculated: Semiconductor-equipment revenue was NTD xx.xx in 2025, separately from service and maintenance. Agency/distribution, own products and adjacent equipment prevent attributing the full amount to merchant SoC/memory tester sales. ([file.spirox.com.tw](https://file.spirox.com.tw/Annual%20Reports/2025/xx.xx%E5%B9%B4%E5%BA%A6%E5%B9%B4%E5%A0%B1%xx.xx%E8%8B%B1%E6%xx.xx%xx.xx%xx.xx.pdf))
- Evidence informing forecast-year allocation inputs; displayed values and growth are calculated: Semiconductor-equipment revenue was NTD xx.xx in 2025, separately from service and maintenance. Agency/distribution, own products and adjacent equipment prevent attributing the full amount to merchant SoC/memory tester sales. ([file.spirox.com.tw](https://file.spirox.com.tw/Annual%20Reports/2025/xx.xx%E5%B9%B4%E5%BA%A6%E5%B9%B4%E5%A0%B1%xx.xx%E8%8B%B1%E6%xx.xx%xx.xx%xx.xx.pdf))

55. KYEC (2449) - Q4 2025 Investor Update

- Evidence informing base-year allocation inputs; displayed values and growth are calculated: KYEC reports 2025 wafer-probe revenue at xx.xx%; this is a buyer-activity input requiring the disclosed equipment-value and coverage corrections, not a directly observed tester share.
- Evidence informing forecast-year allocation inputs; displayed values and growth are calculated: KYEC reports 2025 wafer-probe revenue at xx.xx%; this is a buyer-activity input requiring the disclosed equipment-value and coverage corrections, not a directly observed tester share.
- Evidence informing base-year allocation inputs; displayed values and growth are calculated: Reported final-test revenue of xx.xx% supplies the conventional package-test proxy before the assumed exclusion of adjacent activity.
- Evidence informing forecast-year allocation inputs; displayed values and growth are calculated: Reported final-test revenue of xx.xx% supplies the conventional package-test proxy before the assumed exclusion of adjacent activity.
- Evidence informing base-year allocation inputs; displayed values and growth are calculated: The company's xx.xx% data-processing application mix anchors the modeled addressable advanced-SoC purchasing cohort; it does not measure bare-die equipment sales.
- Evidence informing forecast-year allocation inputs; displayed values and growth are calculated: The company's xx.xx% data-processing application mix anchors the modeled addressable advanced-SoC purchasing cohort; it does not measure bare-die equipment sales.
- Evidence informing base-year allocation inputs; displayed values and growth are calculated: The same application-mix input constrains the intermediate-assembly cohort; reported capital expenditure is a broad spending cross-check, not insertion-specific equipment revenue.
- Evidence informing forecast-year allocation inputs; displayed values and growth are calculated: The same application-mix input constrains the intermediate-assembly cohort; reported capital expenditure is a broad spending cross-check, not insertion-specific equipment revenue.

56. Advantest to Showcase Latest Test Solutions at SEMICON Southeast Asia 2025, May 20-22
    - Evidence informing base-year allocation inputs; displayed values and growth are calculated: The May xx.xx 2025 announcement identifies a die-level handler linked with a tester for singulated dies, establishing a base-year commercial offering but not its delivered equipment receipts.
    - Evidence informing forecast-year allocation inputs; displayed values and growth are calculated: The May xx.xx 2025 announcement identifies a die-level handler linked with a tester for singulated dies, establishing a base-year commercial offering but not its delivered equipment receipts.
    - Evidence informing base-year allocation inputs; displayed values and growth are calculated: The same dated offering includes partially assembled dies. Only attributable tester receipts, not the handler value, enter the allocation model.
    - Evidence informing forecast-year allocation inputs; displayed values and growth are calculated: The same dated offering includes partially assembled dies. Only attributable tester receipts, not the handler value, enter the allocation model.
57. Teradyne - Second-Quarter 2025 Earnings Call Prepared Remarks, July 30, 2025
    - Evidence informing base-year allocation inputs; displayed values and growth are calculated: July xx.xx 2025 prepared remarks report an HBM4 post-stack win and state that the new insertion was not pervasive, qualifying the assumed intermediate-assembly uptake.
    - Evidence informing forecast-year allocation inputs; displayed values and growth are calculated: July xx.xx 2025 prepared remarks report an HBM4 post-stack win and state that the new insertion was not pervasive, qualifying the assumed intermediate-assembly uptake.
    - Evidence informing base-year allocation inputs; displayed values and growth are calculated: The remarks distinguish new system purchases from upgrades of existing capacity. This supports retaining reuse and incremental-receipt adjustments rather than equating every new deployment opportunity with a full new tester.
    - Evidence informing forecast-year allocation inputs; displayed values and growth are calculated: The remarks distinguish new system purchases from upgrades of existing capacity. This supports retaining reuse and incremental-receipt adjustments rather than equating every new deployment opportunity with a full new tester.
58. Teradyne Introduces Integrated Test Solution for AI and Data Center Devices in Collaboration with Tokyo Electron
    - Evidence informing forecast-year allocation inputs; displayed values and growth are calculated: The June xx.xx 2026 coordinated singulated-device offering supports commercial availability relevant to the forecast; it does not establish 2025 sales or the modeled 2032 penetration.
    - Evidence informing forecast-year allocation inputs; displayed values and growth are calculated: The offering references multiple advanced-packaging points, but this is not evidence that an individual delivery has accepted multi-insertion coverage.
59. Amkor Technology - IC Semiconductor Test Services
    - Evidence informing base-year allocation inputs; displayed values and growth are calculated: The company's service description separates wafer probe, testing between assembly steps and final testing, supporting the insertion mapping rather than a sales weight or complete-tester purchase requirement.
    - Evidence informing forecast-year allocation inputs; displayed values and growth are calculated: The company's service description separates wafer probe, testing between assembly steps and final testing, supporting the insertion mapping rather than a sales weight or complete-tester purchase requirement.

17.8. Italy

Table 330. Italy SoC & Memory Semiconductor Tester Market Size, 2017-2040 (USD Million)

Country	2017	2024	2025	2026	2027	2032	2040	CAGR (%)
Italy	**xx.xx**	**xx.xx**	**xx.xx**	**xx.xx**	**xx.xx**	**xx.xx**	**xx.xx**	**xx.xx**

Table 331. Italy SoC & Memory Semiconductor Tester Market Size, by Tester Type, 2017-2040 (USD Million)

Tester Type	2017	2024	2025	2026	2027	2032	2040	CAGR (%)
Combined SoC & Memory Testers	xx.xx	xx.xx	xx.xx	xx.xx	xx.xx	xx.xx	xx.xx	xx.xx
Memory Testers	xx.xx	xx.xx	xx.xx	xx.xx	xx.xx	xx.xx	xx.xx	xx.xx
SoC Testers	xx.xx	xx.xx	xx.xx	xx.xx	xx.xx	xx.xx	xx.xx	xx.xx
Total	**xx.xx**	**xx.xx**	**xx.xx**	**xx.xx**	**xx.xx**	**xx.xx**	**xx.xx**	**xx.xx**

Table 332. Italy SoC & Memory Semiconductor Tester Market Size, by Memory Testers, 2017-2040 (USD Million)

Memory Testers	2017	2024	2025	2026	2027	2032	2040	CAGR (%)
DRAM Testers	xx.xx	xx.xx	xx.xx	xx.xx	xx.xx	xx.xx	xx.xx	xx.xx
Multi-Family Memory Testers	xx.xx	xx.xx	xx.xx	xx.xx	xx.xx	xx.xx	xx.xx	xx.xx
Nonvolatile Memory Testers	xx.xx	xx.xx	xx.xx	xx.xx	xx.xx	xx.xx	xx.xx	xx.xx
SRAM Testers	xx.xx	xx.xx	xx.xx	xx.xx	xx.xx	xx.xx	xx.xx	xx.xx
Total	**xx.xx**	**xx.xx**	**xx.xx**	**xx.xx**	**xx.xx**	**xx.xx**	**xx.xx**	**xx.xx**

Table 333. Italy SoC & Memory Semiconductor Tester Market Size, by Platform Architecture, 2017-2040 (USD Million)

Platform Architecture	2017	2024	2025	2026	2027	2032	2040	CAGR (%)
Open-Standard ATE Platforms	xx.xx	xx.xx	xx.xx	xx.xx	xx.xx	xx.xx	xx.xx	xx.xx
Proprietary ATE Platforms	xx.xx	xx.xx	xx.xx	xx.xx	xx.xx	xx.xx	xx.xx	xx.xx
Total	**xx.xx**	**xx.xx**	**xx.xx**	**xx.xx**	**xx.xx**	**xx.xx**	**xx.xx**	**xx.xx**

Table 334. Italy SoC & Memory Semiconductor Tester Market Size, by Test Purpose, 2017-2040 (USD Million)

Test Purpose	2017	2024	2025	2026	2027	2032	2040	CAGR (%)
Combined Engineering and Production Testing	xx.xx	xx.xx	xx.xx	xx.xx	xx.xx	xx.xx	xx.xx	xx.xx
Engineering Evaluation and Characterization	xx.xx	xx.xx	xx.xx	xx.xx	xx.xx	xx.xx	xx.xx	xx.xx
Production Testing	xx.xx	xx.xx	xx.xx	xx.xx	xx.xx	xx.xx	xx.xx	xx.xx
Total	**xx.xx**	**xx.xx**	**xx.xx**	**xx.xx**	**xx.xx**	**xx.xx**	**xx.xx**	**xx.xx**

Table 335. Italy SoC & Memory Semiconductor Tester Market Size, by Semiconductor End Market, 2017-2040 (USD Million)

Semiconductor End Market	2017	2024	2025	2026	2027	2032	2040	CAGR (%)
Aerospace and Defense	xx.xx	xx.xx	xx.xx	xx.xx	xx.xx	xx.xx	xx.xx	xx.xx
Automotive	xx.xx	xx.xx	xx.xx	xx.xx	xx.xx	xx.xx	xx.xx	xx.xx
Communications	xx.xx	xx.xx	xx.xx	xx.xx	xx.xx	xx.xx	xx.xx	xx.xx
Computing	xx.xx	xx.xx	xx.xx	xx.xx	xx.xx	xx.xx	xx.xx	xx.xx
Consumer Electronics	xx.xx	xx.xx	xx.xx	xx.xx	xx.xx	xx.xx	xx.xx	xx.xx
Industrial Electronics	xx.xx	xx.xx	xx.xx	xx.xx	xx.xx	xx.xx	xx.xx	xx.xx
Total	**xx.xx**	**xx.xx**	**xx.xx**	**xx.xx**	**xx.xx**	**xx.xx**	**xx.xx**	**xx.xx**

Table 336. Italy SoC & Memory Semiconductor Tester Market Size, by Buyer Type, 2017-2040 (USD Million)

Buyer Type	2017	2024	2025	2026	2027	2032	2040	CAGR (%)
Fabless Semiconductor Companies	xx.xx	xx.xx	xx.xx	xx.xx	xx.xx	xx.xx	xx.xx	xx.xx
Integrated Device Manufacturers	xx.xx	xx.xx	xx.xx	xx.xx	xx.xx	xx.xx	xx.xx	xx.xx
Outsourced Assembly and Test Providers	xx.xx	xx.xx	xx.xx	xx.xx	xx.xx	xx.xx	xx.xx	xx.xx
Research and Academic Institutions	xx.xx	xx.xx	xx.xx	xx.xx	xx.xx	xx.xx	xx.xx	xx.xx
Semiconductor Design and IP Service Providers	xx.xx	xx.xx	xx.xx	xx.xx	xx.xx	xx.xx	xx.xx	xx.xx
Semiconductor Foundries	xx.xx	xx.xx	xx.xx	xx.xx	xx.xx	xx.xx	xx.xx	xx.xx
System Companies	xx.xx	xx.xx	xx.xx	xx.xx	xx.xx	xx.xx	xx.xx	xx.xx
Total	**xx.xx**	**xx.xx**	**xx.xx**	**xx.xx**	**xx.xx**	**xx.xx**	**xx.xx**	**xx.xx**

Table 337. Italy SoC & Memory Semiconductor Tester Market Size, by Acquisition Model, 2017-2040 (USD Million)

Acquisition Model	2017	2024	2025	2026	2027	2032	2040	CAGR (%)
Equipment Leasing	xx.xx	xx.xx	xx.xx	xx.xx	xx.xx	xx.xx	xx.xx	xx.xx
Equipment Purchase	xx.xx	xx.xx	xx.xx	xx.xx	xx.xx	xx.xx	xx.xx	xx.xx
Total	**xx.xx**	**xx.xx**	**xx.xx**	**xx.xx**	**xx.xx**	**xx.xx**	**xx.xx**	**xx.xx**

Table 338. Italy SoC & Memory Semiconductor Tester Market Size, by Sales Channel, 2017-2040 (USD Million)

Sales Channel	2017	2024	2025	2026	2027	2032	2040	CAGR (%)
Direct Sales	xx.xx	xx.xx	xx.xx	xx.xx	xx.xx	xx.xx	xx.xx	xx.xx
Distributor and Reseller Sales	xx.xx	xx.xx	xx.xx	xx.xx	xx.xx	xx.xx	xx.xx	xx.xx
Total	**xx.xx**	**xx.xx**	**xx.xx**	**xx.xx**	**xx.xx**	**xx.xx**	**xx.xx**	**xx.xx**

Table 339. Italy SoC & Memory Semiconductor Tester Market Size, by Test Insertion, 2017-2040 (USD Million)

Test Insertion	2017	2024	2025	2026	2027	2032	2040	CAGR (%)
In-Process Assembly Test	xx.xx	xx.xx	xx.xx	xx.xx	xx.xx	xx.xx	xx.xx	xx.xx
Multi-Insertion Test	xx.xx	xx.xx	xx.xx	xx.xx	xx.xx	xx.xx	xx.xx	xx.xx
Packaged-Device Test	xx.xx	xx.xx	xx.xx	xx.xx	xx.xx	xx.xx	xx.xx	xx.xx
Singulated-Die Test	xx.xx	xx.xx	xx.xx	xx.xx	xx.xx	xx.xx	xx.xx	xx.xx
Wafer-Level Test	xx.xx	xx.xx	xx.xx	xx.xx	xx.xx	xx.xx	xx.xx	xx.xx
Total	**xx.xx**	**xx.xx**	**xx.xx**	**xx.xx**	**xx.xx**	**xx.xx**	**xx.xx**	**xx.xx**

Sources & Evidence

1. Advantest - FY2024 Consolidated Financial Results Presentation, April 25, 2025

   • Evidence informing the 2023 market-value input; displayed series and growth include calculations: Quarterly product-revenue disclosures support calendar-2023 totals of JPY xx.xx for SoC testers and JPY xx.xx for memory testers, before modeled scope adjustments. ([advantest.com](https://www.advantest.com/document/en/investors/ir-library/result/JE_BIZ_250425_slide.pdf))

   • Evidence informing the 2024 market-value input; displayed series and growth include calculations: Quarterly product-revenue disclosures support calendar-2024 totals of JPY xx.xx for SoC testers and JPY xx.xx for memory testers; handling, services and system-level testing are disclosed separately. ([advantest.com](https://www.advantest.com/document/en/investors/ir-library/result/JE_BIZ_250425_slide.pdf))

2. Advantest - FY2025 Third Quarter Financial Results Presentation, January 28, 2026

- Evidence informing the 2025 market-value input; displayed series and growth include calculations: The disclosed January-March 2025 quarter and April-December 2025 quarters produce calendar-2025 SoC tester revenue of JPY xx.xx and memory tester revenue of JPY xx.xx. These are supplier revenues, not a published global market total. ([advantest.com](https://www.advantest.com/document/en/investors/ir-library/result/JE_BIZ_260128_slide.pdf))
- Evidence informing base-year allocation inputs; displayed values and growth are calculated: Quarterly product disclosures reconstruct calendar-2025 SoC revenue of JPY xx.xx, before the inherited eligible-SoC scope deduction.
- Evidence informing base-year allocation inputs; displayed values and growth are calculated: Quarterly memory revenue totals JPY xx.xx for calendar 2025, anchoring the memory equipment pool rather than a published global share.
- Evidence informing base-year allocation inputs; displayed values and growth are calculated: January-March memory revenue of JPY xx.xx supports the fiscal-to-calendar application-mix bridge.
- Evidence informing base-year allocation inputs; displayed values and growth are calculated: Quarterly SoC revenues of JPY xx.xx, xx.xx, xx.xx and xx.xx reconstruct calendar-2025 revenue of JPY xx.xx, the supplier revenue ceiling used for modeled eligible OPENSTAR attribution. ([advantest.com](https://www.advantest.com/document/en/investors/ir-library/result/JE_BIZ_260128_slide.pdf))
- Evidence informing base-year allocation inputs; displayed values and growth are calculated: Reported quarters support the calendar-2025 SoC revenue bridge used to estimate Computing's equipment weight. ([advantest.com](https://www.advantest.com/document/en/investors/ir-library/result/JE_BIZ_260128_slide.pdf))
- Evidence informing base-year allocation inputs; displayed values and growth are calculated: The same quarterly equipment revenues constrain the combined Computing/Communications budget before modeled separation. ([advantest.com](https://www.advantest.com/document/en/investors/ir-library/result/JE_BIZ_260128_slide.pdf))
- Evidence informing base-year allocation inputs; displayed values and growth are calculated: The quarterly product table independently reproduces calendar-2025 SoC revenue of JPY xx.xx and memory revenue of JPY xx.xx. These constrain the inherited equipment-revenue scale but do not disclose an acquisition-model split. ([advantest.com](https://www.advantest.com/document/en/investors/ir-library/result/JE_BIZ_260128_slide.pdf))
- Evidence informing base-year allocation inputs; displayed values and growth are calculated: Quarterly product disclosures reconstruct calendar-2025 SoC revenue of JPY xx.xx and memory revenue of JPY xx.xx, supporting the retained scoped manufacturer budget rather than an observed channel share. ([advantest.com](https://www.advantest.com/document/en/investors/ir-library/result/JE_BIZ_260128_slide.pdf))
- Evidence informing base-year allocation inputs; displayed values and growth are calculated: The manufacturer equipment budget provides the economic scale against which inherited intermediary penetration is allocated; the presentation does not quantify reseller receipts. ([advantest.com](https://www.advantest.com/document/en/investors/ir-library/result/JE_BIZ_260128_slide.pdf))
- Evidence informing base-year allocation inputs; displayed values and growth are calculated: Quarterly memory-system receipts reconstruct calendar-2025 revenue of JPY xx.xx, an input to the shared diversified-memory equipment budget.
- Evidence informing forecast-year allocation inputs; displayed values and growth are calculated: Quarterly memory-system receipts reconstruct calendar-2025 revenue of JPY xx.xx, an input to the shared diversified-memory equipment budget.
- Evidence informing base-year allocation inputs; displayed values and growth are calculated: The observed memory receipts constrain the parent purchasing budget from which the modeled intermediate-assembly portion is attributed; no insertion split is disclosed.
- Evidence informing forecast-year allocation inputs; displayed values and growth are calculated: The observed memory receipts constrain the parent purchasing budget from which the modeled intermediate-assembly portion is attributed; no insertion split is disclosed.
- Evidence informing base-year allocation inputs; displayed values and growth are calculated: Product-line receipts support the common equipment-budget bridge carried into the package-test allocation and its forecast starting weights.
- Evidence informing forecast-year allocation inputs; displayed values and growth are calculated: Product-line receipts support the common equipment-budget bridge carried into the package-test allocation and its forecast starting weights.

3. Advantest - FY2026 First Quarter Financial Results Presentation, July 29, 2026

· Evidence informing the 2026 market-value input; displayed series and growth include calculations: The presentation reports January-March 2026 SoC/memory revenues of JPY xx.xx/xx.xx and April-June revenues of JPY xx.xx/xx.xx. July guidance forecasts fiscal-2026 SoC/memory revenues of JPY xx.xx/xx.xx and supplies the fiscal-to-calendar bridge. Guidance is not realized revenue. ([advantest.com](https://www.advantest.com/document/en/investors/ir-library/result/JE_BIZ_260729_slide.pdf))

· Evidence informing the 2040 market-value input; displayed series and growth include calculations: Current equipment revenue and company-specific capacity plans constrain the forecast starting point, not the assumed long-run growth rate or the 2040 result. ([advantest.com](https://www.advantest.com/document/en/investors/ir-library/result/JE_BIZ_260729_slide.pdf))

· Evidence informing forecast-year allocation inputs; displayed values and growth are calculated: Actual quarterly SoC revenue and FY2026 product guidance constrain the inherited 2026 supplier bridge used to forecast relative category weights.

· Evidence informing forecast-year allocation inputs; displayed values and growth are calculated: January-March and April-June memory revenue of JPY xx.xx/xx.xx and FY2026 guidance of JPY xx.xx constrain the calendar bridge.

· Evidence informing base-year allocation inputs; displayed values and growth are calculated: Rounded fiscal DRAM mixes are xx.xx% for FY2024 and xx.xx% for FY2025; FY2026 guidance is xx.xx%. Calendar conversion and co-primary deductions are modeled.

· Evidence informing forecast-year allocation inputs; displayed values and growth are calculated: Rounded fiscal DRAM mixes are xx.xx% for FY2024 and xx.xx% for FY2025; FY2026 guidance is xx.xx%. Calendar conversion and co-primary deductions are modeled.

· Evidence informing base-year allocation inputs; displayed values and growth are calculated: Corresponding nonvolatile mixes are xx.xx%, xx.xx% and guided xx.xx%, qualifying an exclusively DRAM-led outlook without verifying future global shares.

· Evidence informing forecast-year allocation inputs; displayed values and growth are calculated: Corresponding nonvolatile mixes are xx.xx%, xx.xx% and guided xx.xx%, qualifying an exclusively DRAM-led outlook without verifying future global shares.

· Evidence informing base-year allocation inputs; displayed values and growth are calculated: Own SoC sales mix is approximately xx.xx% Computing/Communications in FY24 and xx.xx% in FY25; 2026 demand commentary constrains forecast direction, not the final share. ([advantest.com](https://www.advantest.com/document/en/investors/ir-library/result/JE_BIZ_260729_slide.pdf))

· Evidence informing forecast-year allocation inputs; displayed values and growth are calculated: Own SoC sales mix is approximately xx.xx% Computing/Communications in FY24 and xx.xx% in FY25; 2026 demand commentary constrains forecast direction, not the final share. ([advantest.com](https://www.advantest.com/document/en/investors/ir-library/result/JE_BIZ_260729_slide.pdf))

· Evidence informing base-year allocation inputs; displayed values and growth are calculated: Reported combined application proportions constrain the common budget; the separate Communications allocation and future mix remain modeled. ([advantest.com](https://www.advantest.com/document/en/investors/ir-library/result/JE_BIZ_260729_slide.pdf))

· Evidence informing forecast-year allocation inputs; displayed values and growth are calculated: Reported combined application proportions constrain the common budget; the separate Communications allocation and future mix remain modeled. ([advantest.com](https://www.advantest.com/document/en/investors/ir-library/result/JE_BIZ_260729_slide.pdf))

4. Teradyne, Inc. - Form 10-K for the Year Ended December 31, 2025
   - Evidence informing the 2023 market-value input; displayed series and growth include calculations: The revenue-disaggregation table reports 2023 point-in-time SoC revenue of USD xx.xx and memory revenue of USD xx.xx. Replacement parts require a further modeled deduction. ([investors.teradyne.com](https://investors.teradyne.com/sec-filings/all-sec-filings/content/xx.xx-xx.xx-xx.xx/xx.xx-xx.xx-xx.xx.pdf))
   - Evidence informing the 2024 market-value input; displayed series and growth include calculations: The filing reports 2024 point-in-time SoC revenue of USD xx.xx and memory revenue of USD xx.xx separately from over-time revenue and IST. ([investors.teradyne.com](https://investors.teradyne.com/sec-filings/all-sec-filings/content/xx.xx-xx.xx-xx.xx/xx.xx-xx.xx-xx.xx.pdf))
   - Evidence informing the 2025 market-value input; displayed series and growth include calculations: The filing reports 2025 point-in-time SoC revenue of USD xx.xx and memory revenue of USD xx.xx. Point-in-time recognition includes products and replacement parts and is therefore an equipment proxy rather than an exact complete-system subtotal. ([investors.teradyne.com](https://investors.teradyne.com/sec-filings/all-sec-filings/content/xx.xx-xx.xx-xx.xx/xx.xx-xx.xx-xx.xx.pdf))
   - Evidence informing base-year allocation inputs; displayed values and growth are calculated: 2025 point-in-time SoC revenue is USD xx.xx; equipment and eligible-device deductions remain modeled.
   - Evidence informing base-year allocation inputs; displayed values and growth are calculated: 2025 point-in-time memory revenue is USD xx.xx; replacement parts require the inherited equipment adjustment.
   - Evidence informing base-year allocation inputs; displayed values and growth are calculated: The filing identifies DRAM/HBM commercial activity; it does not disclose the modeled annual DRAM configuration fraction.
   - Evidence informing base-year allocation inputs; displayed values and growth are calculated: Magnum flash-memory activity supports nonvolatile category participation, not the assumed annual sales fraction.
   - Evidence informing base-year allocation inputs; displayed values and growth are calculated: Separately reported specifying and purchasing customers support treating commercial roles distinctly, without adding overlapping customer percentages.
   - Evidence informing forecast-year allocation inputs; displayed values and growth are calculated: Separately reported specifying and purchasing customers support treating commercial roles distinctly, without adding overlapping customer percentages.
   - Evidence informing base-year allocation inputs; displayed values and growth are calculated: Reported 2024-2025 product revenues supply a realized-demand challenge, but do not identify engineering-only sales; the allocation retains this attribution limitation. ([investors.teradyne.com](https://investors.teradyne.com/sec-filings/all-sec-filings/content/xx.xx-xx.xx-xx.xx/xx.xx-xx.xx-xx.xx.pdf))
   - Evidence informing forecast-year allocation inputs; displayed values and growth are calculated: Reported 2024-2025 product revenues supply a realized-demand challenge, but do not identify engineering-only sales; the allocation retains this attribution limitation. ([investors.teradyne.com](https://investors.teradyne.com/sec-filings/all-sec-filings/content/xx.xx-xx.xx-xx.xx/xx.xx-xx.xx-xx.xx.pdf))
   - Evidence informing base-year allocation inputs; displayed values and growth are calculated: Point-in-time SoC revenue grew approximately xx.xx% while memory declined approximately xx.xx%, qualifying uniform-growth assumptions rather than directly establishing purpose shares. ([investors.teradyne.com](https://investors.teradyne.com/sec-filings/all-sec-filings/content/xx.xx-xx.xx-xx.xx/xx.xx-xx.xx-xx.xx.pdf))
   - Evidence informing forecast-year allocation inputs; displayed values and growth are calculated: Point-in-time SoC revenue grew approximately xx.xx% while memory declined approximately xx.xx%, qualifying uniform-growth assumptions rather than directly establishing purpose shares. ([investors.teradyne.com](https://investors.teradyne.com/sec-filings/all-sec-filings/content/xx.xx-xx.xx-xx.xx/xx.xx-xx.xx-xx.xx.pdf))
   - Evidence informing base-year allocation inputs; displayed values and growth are calculated: Distinguishes platform specifiers from purchasing customers, supporting the requirement for an accepted joint remit rather than inferring it from platform selection. ([investors.teradyne.com](https://investors.teradyne.com/sec-filings/all-sec-filings/content/xx.xx-xx.xx-xx.xx/xx.xx-xx.xx-xx.xx.pdf))
   - Evidence informing forecast-year allocation inputs; displayed values and growth are calculated: Distinguishes platform specifiers from purchasing customers, supporting the requirement for an accepted joint remit rather than inferring it from platform selection.

5. Teradyne, Inc. - Form 10-Q for the Quarterly Period Ended June 28, 2026
   - Evidence informing the 2026 market-value input; displayed series and growth include calculations: First-half 2026 point-in-time revenue was USD xx.xx for SoC and USD xx.xx for memory. Comparable first-half 2025 amounts were USD xx.xx and USD xx.xx independently establishing strong realized growth before the modeled second half. ([investors.teradyne.com](https://investors.teradyne.com/sec-filings/all-sec-filings/content/xx.xx-xx.xx-xx.xx/xx.xx-xx.xx-xx.xx.pdf))
   - Evidence informing forecast-year allocation inputs; displayed values and growth are calculated: First-half 2026 point-in-time SoC revenue of USD xx.xx anchors the scoped and annualized SoC forecast input.
   - Evidence informing forecast-year allocation inputs; displayed values and growth are calculated: First-half 2026 point-in-time memory revenue of USD xx.xx anchors the memory forecast pool; second-half realization remains assumed.
   - Evidence informing forecast-year allocation inputs; displayed values and growth are calculated: The observed memory pool constrains the forecast numerator to which the explicitly assumed small SRAM fraction is applied; SRAM sales are not separately disclosed.
   - Evidence informing forecast-year allocation inputs; displayed values and growth are calculated: The observed memory pool constrains modeled multi-family attribution, but does not independently establish co-primary configuration sales.
   - Evidence informing forecast-year allocation inputs; displayed values and growth are calculated: The scoped memory forecast pool supplies one bounded source of combined-configuration value; the co-primary fraction remains assumed.
6. Cohu, Inc. - Form 10-K for the Fiscal Year Ended December 27, 2025
   - Evidence informing the 2023 market-value input; displayed series and growth include calculations: Cohu reports 2023 systems-semiconductor test and inspection revenue of USD xx.xx. Only an assumed complete-tester and eligible-device portion enters this market. ([sec.gov](https://www.sec.gov/Archives/edgar/data/xx.xx/xx.xx/cohu20251227_10k.htm))
   - Evidence informing the 2024 market-value input; displayed series and growth include calculations: Cohu reports 2024 systems-semiconductor test and inspection revenue of USD xx.xx separately from non-systems revenue. ([sec.gov](https://www.sec.gov/Archives/edgar/data/xx.xx/xx.xx/cohu20251227_10k.htm))
   - Evidence informing the 2025 market-value input; displayed series and growth include calculations: Cohu reports 2025 systems-semiconductor test and inspection revenue of USD xx.xx. Automation, inspection, interfaces and recurring services prevent attribution of the whole company to SoC testers. ([sec.gov](https://www.sec.gov/Archives/edgar/data/xx.xx/xx.xx/cohu20251227_10k.htm))
   - Evidence informing base-year allocation inputs; displayed values and growth are calculated: Cohu describes a primarily direct commercial model supported by targeted independent representatives, supporting direct attribution where the manufacturer remains the contractual seller. ([sec.gov](https://www.sec.gov/Archives/edgar/data/xx.xx/xx.xx/cohu20251227_10k.htm))
   - Evidence informing forecast-year allocation inputs; displayed values and growth are calculated: Cohu describes a primarily direct commercial model supported by targeted independent representatives, supporting direct attribution where the manufacturer remains the contractual seller. ([sec.gov](https://www.sec.gov/Archives/edgar/data/xx.xx/xx.xx/cohu20251227_10k.htm))
   - Evidence informing base-year allocation inputs; displayed values and growth are calculated: Independent-representative commissions are identified in selling expenses; representation alone does not establish title-taking equipment resale or a numerical distributor share. ([sec.gov](https://www.sec.gov/Archives/edgar/data/xx.xx/xx.xx/cohu20251227_10k.htm))
   - Evidence informing forecast-year allocation inputs; displayed values and growth are calculated: Independent-representative commissions are identified in selling expenses; representation alone does not establish title-taking equipment resale or a numerical distributor share. ([sec.gov](https://www.sec.gov/Archives/edgar/data/xx.xx/xx.xx/cohu20251227_10k.htm))

7. Hangzhou Changchuan Technology Co., Ltd. - 2025 Annual Report
   - Evidence informing the 2024 market-value input; displayed series and growth include calculations: The product table reports 2024 tester revenue of CNY xx.xx, distinct from handlers and other products. Its SoC-eligible portion remains modeled. ([static.cninfo.com.cn](https://static.cninfo.com.cn/finalpage/2026-xx.xx-xx.xx/xx.xx.PDF))
   - Evidence informing the 2025 market-value input; displayed series and growth include calculations: The product table reports 2025 tester revenue of CNY xx.xx. The filing's broader analog and digital portfolio requires a scope adjustment rather than inclusion of all tester revenue. ([static.cninfo.com.cn](https://static.cninfo.com.cn/finalpage/2026-xx.xx-xx.xx/xx.xx.PDF))
8. YC Corporation - Business Report for the Year Ended December 31, 2025
   - Evidence informing the 2023 market-value input; displayed series and growth include calculations: The sales table reports KRW xx.xx for the 2023 memory-wafer-tester, semiconductor-equipment, parts, modification and related category. Complete-equipment attribution requires a deduction. ([kind.krx.co.kr](https://kind.krx.co.kr/external/2026/xx.xx/xx.xx/xx.xx/xx.xx/xx.xx.htm))
   - Evidence informing the 2024 market-value input; displayed series and growth include calculations: The comparable 2024 category revenue is KRW xx.xx, not an independently isolated complete-tester total. ([kind.krx.co.kr](https://kind.krx.co.kr/external/2026/xx.xx/xx.xx/xx.xx/xx.xx/xx.xx.htm))
   - Evidence informing the 2025 market-value input; displayed series and growth include calculations: The comparable 2025 category revenue is KRW xx.xx. Parts, modifications and other equipment remain a material scope uncertainty. ([kind.krx.co.kr](https://kind.krx.co.kr/external/2026/xx.xx/xx.xx/xx.xx/xx.xx/xx.xx.htm))
   - Evidence informing base-year allocation inputs; displayed values and growth are calculated: YC reports KRW xx.xx in a broad memory-wafer-tester, parts, modification and related revenue category, constraining the inherited equipment budget.
   - Evidence informing base-year allocation inputs; displayed values and growth are calculated: The company's own business description establishes DRAM equipment activity; the assumed xx.xx% allocation is not disclosed.
   - Evidence informing base-year allocation inputs; displayed values and growth are calculated: NAND equipment participation establishes the nonvolatile commercial mapping; the assumed xx.xx% allocation is not an observed split.
9. Chroma ESG - About Chroma: 2025 Group Financial and Operating Profile
   - Evidence informing the 2025 market-value input; displayed series and growth include calculations: Chroma's own disclosure states 2025 group consolidated revenue of USD xx.xx. This broad corporate amount constrains, but does not directly measure, its eligible complete-SoC-tester revenue. ([csr.chromaate.com](https://csr.chromaate.com/en/esg-en/green-chroma-en/brand-en))
10. Chroma ESG - Green Revenue and Financial Performance, 2025
    - Evidence informing the 2024 market-value input; displayed series and growth include calculations: Chroma reports 2025 consolidated revenue growth of xx.xx%. The model uses this company growth rate to backcast its small 2024 scoped revenue budget at a constant conversion basis, not as an observed 2024 tester subtotal. ([csr.chromaate.com](https://csr.chromaate.com/en/esg-en/green-chroma-en/green-revenue-en))
    - Evidence informing the 2025 market-value input; displayed series and growth include calculations: The disclosure distinguishes broad measurement products and SLT demand, reinforcing the need to exclude unrelated corporate revenue from the SoC/memory tester estimate. ([csr.chromaate.com](https://csr.chromaate.com/en/esg-en/green-chroma-en/green-revenue-en))

11. Federal Reserve Board - Foreign Exchange Rates, G.5A, January 5, 2026

    · Evidence informing the 2023 market-value input; displayed series and growth include calculations: The official annual-average exchange-rate release supplies the currency-conversion benchmark; the model uses JPY xx.xx per USD for its large calendar-2023 Japanese revenue anchor and an explicitly rounded KRW conversion for the smaller Korean budget. ([fred.stlouisfed.org](https://fred.stlouisfed.org/series/AEXJPUS/))

    · Evidence informing the 2024 market-value input; displayed series and growth include calculations: The model uses JPY xx.xx per USD for calendar 2024; small CNY and KRW budgets use disclosed approximate conversion assumptions close to the official annual averages. ([fred.stlouisfed.org](https://fred.stlouisfed.org/series/AEXJPUS/))

    · Evidence informing the 2025 market-value input; displayed series and growth include calculations: The model uses JPY xx.xx per USD for calendar 2025. CNY xx.xx and KRW xx.xx per USD are rounded modeling conventions, not the release's exact observations. ([fred.stlouisfed.org](https://fred.stlouisfed.org/series/AEXJPUS/))

12. SEMI - 2018 Global Semiconductor Equipment Sales Jump to Record USD 64.5 Billion

    · Evidence informing the 2017 market-value input; displayed series and growth include calculations: The association's member-billings release reports xx.xx% growth in total test equipment sales in 2018. Its inverse supplies the 2017 historical proxy; it is not a direct observation of the narrower captured market. ([www1.semi.org](https://www1.semi.org/en/2018-global-semiconductor-equipment-sales-jump-record-xx.xx-billion))

    · Evidence informing the 2018 market-value input; displayed series and growth include calculations: The release reports approximately USD xx.xx of total semiconductor-equipment sales in 2018, used only with the 2019 equipment total as a disclosed broad-cycle proxy. ([www1.semi.org](https://www1.semi.org/en/2018-global-semiconductor-equipment-sales-jump-record-xx.xx-billion))

13. SEMI - 2020 Global Semiconductor Equipment Sales Surge 19% to Industry Record USD 71.2 Billion

    · Evidence informing the 2018 market-value input; displayed series and growth include calculations: The release reports 2019 total equipment billings of USD xx.xx. Relative to the published approximate 2018 total, this supplies a broad-equipment downturn proxy, not an observed SoC/memory tester growth rate. ([semi.org](https://www.semi.org/en/news-media-press/semi-press-releases/annual-global-semiconductor-equipment-sales))

    · Evidence informing the 2019 market-value input; displayed series and growth include calculations: Reported 2020 total-test-equipment growth of xx.xx% supplies the inverse bridge into 2019. ([semi.org](https://www.semi.org/en/news-media-press/semi-press-releases/annual-global-semiconductor-equipment-sales))

    · Evidence informing the 2020 market-value input; displayed series and growth include calculations: The association's member-submitted billings dataset reports xx.xx% total-test-equipment growth in 2020, used as a historical demand-cycle proxy. ([semi.org](https://www.semi.org/en/news-media-press/semi-press-releases/annual-global-semiconductor-equipment-sales))

14. SEMI - 2021 Global Semiconductor Equipment Sales Surge 44% to Industry Record USD 102.6 Billion

    · Evidence informing the 2020 market-value input; displayed series and growth include calculations: Reported total-test-equipment sales growth of xx.xx% in 2021 supports the inverse bridge from the 2021 estimate to 2020. ([semi.org](https://www.semi.org/en/news-media-press-releases/semi-press-releases/2021-global-semiconductor-equipment-sales-surge-xx.xx%xx.xx-to-industry-record-%xx.xx-billion-semi-reports))

    · Evidence informing the 2021 market-value input; displayed series and growth include calculations: The xx.xx% test-equipment increase is a member-billings observation for a broader equipment class, not the final market value returned here. ([semi.org](https://www.semi.org/en/news-media-press-releases/semi-press-releases/2021-global-semiconductor-equipment-sales-surge-xx.xx%xx.xx-to-industry-record-%xx.xx-billion-semi-reports))

15. SEMI - Global Semiconductor Equipment Billings Reach Industry Record USD 107.6 Billion in 2022

    · Evidence informing the 2021 market-value input; displayed series and growth include calculations: The release reports a xx.xx% contraction in total-test-equipment billings in 2022, supporting the inverse historical bridge into 2021. ([semi.org](https://www.semi.org/en/news-media-press-releases/semi-press-releases/global-semiconductor-equipment-billings-reach-industry-record-%xx.xx-billion-in-2022-semi-reports))

16. SEMI - Global Semiconductor Equipment Billings Slip to USD 106.3 Billion in 2023

· Evidence informing the 2023 market-value input; displayed series and growth include calculations: The xx.xx% broader test-equipment decline supplies a historical-cycle constraint and one small-supplier backcast assumption, not the target-market level.
([semi.org](https://www.semi.org/en/news-media-press-releases/semi-press-releases/global-semiconductor-equipment-billings-slip-to-%xx.xx-billion-in-2023-semi-reports))

17. SEMI - Global Semiconductor Equipment Billings Surged to USD 117 Billion in 2024

· Evidence informing the 2024 market-value input; displayed series and growth include calculations: Realized total-test-equipment billings increased xx.xx% in 2024. This independently checks the direction and approximate magnitude of the modeled target-market recovery without substituting the broader category for this market.
([semi.org](https://www.semi.org/en/semi-press-release/global-semiconductor-equipment-billings-surged-to-xx.xx-billion-dollars-in-2024-semi-reports))

18. SEMI - Global Semiconductor Equipment Billings Reached USD 135 Billion in 2025

· Evidence informing the 2025 market-value input; displayed series and growth include calculations: The association reports realized total-test-equipment billings growth of xx.xx% in 2025. The modeled target-market increase of approximately xx.xx% is directionally consistent; differing product boundaries prevent an exact reconciliation.
([semi.org](https://www.semi.org/en/SEMI-Reports-Global-Semiconductor-Equipment-Billings-Reached-xx.xx-Billion-in-2025))

19. Advantest - Annual Securities Report and Business Report for the Year Ended March 31, 2026

- Evidence informing the 2025 market-value input; displayed series and growth include calculations: Note xx.xx identifies customer operating leases of semiconductor test systems and JPY xx.xx of future payments receivable at March xx.xx 2025. This establishes a small supplier-specific leasing activity, not annual global leasing revenue. ([advantest.com](https://www.advantest.com/document/en/investors/ir-library/report/IR_SecuritiesandBusinesReport_84th_en.pdf))
- Evidence informing the 2026 market-value input; displayed series and growth include calculations: Future customer lease payments receivable were JPY xx.xx at March xx.xx 2026; disclosed terms were one to three years and noncancelable. These figures qualify any assumption that OEM leasing is necessarily large or offers flexible exit. ([advantest.com](https://www.advantest.com/document/en/investors/ir-library/report/IR_SecuritiesandBusinesReport_84th_en.pdf))
- Evidence informing base-year allocation inputs; displayed values and growth are calculated: Named NVIDIA-group customer receipts constrain direct fabless purchasing; fiscal/calendar and eligible-equipment attribution remain modeled.
- Evidence informing forecast-year allocation inputs; displayed values and growth are calculated: Named NVIDIA-group customer receipts constrain direct fabless purchasing; fiscal/calendar and eligible-equipment attribution remain modeled.
- Evidence informing base-year allocation inputs; displayed values and growth are calculated: Named TSMC customer receipts anchor the foundry purchasing model; other suppliers and foundries require explicit coverage assumptions.
- Evidence informing forecast-year allocation inputs; displayed values and growth are calculated: Named TSMC customer receipts anchor the foundry purchasing model; other suppliers and foundries require explicit coverage assumptions.
- Evidence informing base-year allocation inputs; displayed values and growth are calculated: The equipment-revenue policy recognizes product revenue when control transfers on contractual delivery or acceptance, supporting the purchase classification rather than service-revenue attribution. ([advantest.com](https://www.advantest.com/document/en/investors/ir-library/report/IR_SecuritiesandBusinesReport_84th_en.pdf))
- Evidence informing forecast-year allocation inputs; displayed values and growth are calculated: The equipment-revenue policy recognizes product revenue when control transfers on contractual delivery or acceptance, supporting the purchase classification rather than service-revenue attribution. ([advantest.com](https://www.advantest.com/document/en/investors/ir-library/report/IR_SecuritiesandBusinesReport_84th_en.pdf))
- Evidence informing base-year allocation inputs; displayed values and growth are calculated: Note xx.xx discloses customer operating leases, one-to-three-year noncancelable terms, and remaining payments of JPY xx.xx and JPY xx.xx at March xx.xx 2025 and March xx.xx 2026. These constrain contractual and adoption assumptions, not annual global leasing revenue or the final forecast share. ([advantest.com](https://www.advantest.com/document/en/investors/ir-library/report/IR_SecuritiesandBusinesReport_84th_en.pdf))
- Evidence informing forecast-year allocation inputs; displayed values and growth are calculated: Note xx.xx discloses customer operating leases, one-to-three-year noncancelable terms, and remaining payments of JPY xx.xx and JPY xx.xx at March xx.xx 2025 and March xx.xx 2026. These constrain contractual and adoption assumptions, not annual global leasing revenue or the final forecast share. ([advantest.com](https://www.advantest.com/document/en/investors/ir-library/report/IR_SecuritiesandBusinesReport_84th_en.pdf))
- Evidence informing base-year allocation inputs; displayed values and growth are calculated: Wholly owned regional test-system sales subsidiaries establish consolidated manufacturer selling, while customer operating leases establish an OEM leasing route; both support the contractual-role allocation premise. ([advantest.com](https://www.advantest.com/document/en/investors/ir-library/report/IR_SecuritiesandBusinesReport_84th_en.pdf))
- Evidence informing forecast-year allocation inputs; displayed values and growth are calculated: Wholly owned regional test-system sales subsidiaries establish consolidated manufacturer selling, while customer operating leases establish an OEM leasing route; both support the contractual-role allocation premise. ([advantest.com](https://www.advantest.com/document/en/investors/ir-library/report/IR_SecuritiesandBusinesReport_84th_en.pdf))
- Evidence informing base-year allocation inputs; displayed values and growth are calculated: Future customer lease payments of JPY xx.xx at March xx.xx 2025 and JPY xx.xx at March xx.xx 2026 are supplier-specific receivables, not annual global merchant lease revenue; they limit rather than verify the leasing assumptions. ([advantest.com](https://www.advantest.com/document/en/investors/ir-library/report/IR_SecuritiesandBusines

20. Amkor Technology, Inc. - Form 10-K for the Year Ended December 31, 2025

- Evidence informing the 2025 market-value input; displayed series and growth include calculations: Amkor reports 2025 capital expenditures of USD xx.xx versus USD xx.xx in 2024, covering packaging, testing and facilities. The amount is a buyer-spending constraint, not tester-only spending. ([sec.gov](https://www.sec.gov/Archives/edgar/data/xx.xx/xx.xx/amkr-xx.xx.htm))
- Evidence informing the 2026 market-value input; displayed series and growth include calculations: The filing's USD xx.xx-xx.xx 2026 capital-expenditure expectation is primarily increased by Arizona construction. It cannot be treated as an equivalent tester award or annual tester-market increment. ([sec.gov](https://www.sec.gov/Archives/edgar/data/xx.xx/xx.xx/amkr-xx.xx.htm))
- Evidence informing the 2028 market-value input; displayed series and growth include calculations: Standardized tester investment, customer-consigned equipment and equipment-redeployment risks qualify the conversion from announced capacity projects to incremental tester purchases. No project investment is added directly to the 2028 forecast. ([sec.gov](https://www.sec.gov/Archives/edgar/data/xx.xx/xx.xx/amkr-xx.xx.htm))
- Evidence informing the 2029 market-value input; displayed series and growth include calculations: The buyer's broad spending and commitment disclosures support retaining procurement-conversion and reuse uncertainty rather than equating project completion with tester sales. ([sec.gov](https://www.sec.gov/Archives/edgar/data/xx.xx/xx.xx/amkr-xx.xx.htm))
- Evidence informing base-year allocation inputs; displayed values and growth are calculated: The test-equipment accounting-life extension from five to seven years constrains the annualized production denominator against which engineering purchasing is compared. ([sec.gov](https://www.sec.gov/Archives/edgar/data/xx.xx/xx.xx/amkr-xx.xx.htm))
- Evidence informing forecast-year allocation inputs; displayed values and growth are calculated: The test-equipment accounting-life extension from five to seven years constrains the annualized production denominator against which engineering purchasing is compared. ([sec.gov](https://www.sec.gov/Archives/edgar/data/xx.xx/xx.xx/amkr-xx.xx.htm))
- Evidence informing base-year allocation inputs; displayed values and growth are calculated: Seven-year test-equipment accounting life anchors the selected purchasing-frequency proxy; broad capital expenditure is not treated as tester-only spending. ([sec.gov](https://www.sec.gov/Archives/edgar/data/xx.xx/xx.xx/amkr-xx.xx.htm))
- Evidence informing forecast-year allocation inputs; displayed values and growth are calculated: Seven-year test-equipment accounting life anchors the selected purchasing-frequency proxy; broad capital expenditure is not treated as tester-only spending. ([sec.gov](https://www.sec.gov/Archives/edgar/data/xx.xx/xx.xx/amkr-xx.xx.htm))
- Evidence informing base-year allocation inputs; displayed values and growth are calculated: Standardized platforms and customer-consigned testers qualify ownership and reuse attribution; these conditions do not establish accepted joint-purpose deployment. ([sec.gov](https://www.sec.gov/Archives/edgar/data/xx.xx/xx.xx/amkr-xx.xx.htm))
- Evidence informing forecast-year allocation inputs; displayed values and growth are calculated: Standardized platforms and customer-consigned testers qualify ownership and reuse attribution; these conditions do not establish accepted joint-purpose deployment. ([sec.gov](https://www.sec.gov/Archives/edgar/data/xx.xx/xx.xx/amkr-xx.xx.htm))
- Evidence informing base-year allocation inputs; displayed values and growth are calculated: The buyer reports approximately xx.xx% Computing sales and standardized tester investment, providing a representativeness and reuse check, not equipment-market weights. ([sec.gov](https://www.sec.gov/Archives/edgar/data/xx.xx/xx.xx/amkr-xx.xx.htm))
- Evidence informing forecast-year allocation inputs; displayed values and growth are calculated: The buyer reports approximately xx.xx% Computing sales and standardized tester investment, providing a representativeness and reuse check, not equipment-market weights. ([sec.gov](https://www.sec.gov/Archives/edgar/data/xx.xx/xx.xx/amkr-xx.xx.htm))
- Evidence informing base-year allocation inputs; displayed values and growth are calculated: Approximately xx.xx% Communications sales and customer-consigned equipment demonstrate why operator revenue and ownership cannot directly determine tester purchasing shares. ([sec.gov](https://www.sec.gov/Archives/edgar/data/xx.xx/xx.xx/amkr-xx.xx.htm))
- Evidence informing forecast-year allocation inputs; displayed values and growth are calculated: Approximately xx.xx% Communications sales and customer-consigned equipment demonstrate why operator revenue and ownership cannot directly determine tester purchasing shares. ([sec.gov](https://www.sec.gov/Archives/edgar/data/xx.xx/xx.xx/amkr-xx.xx.htm))
- Evidence informing base-year allocation inputs; displayed values and growth are calculated: Approximately xx.xx% Consumer sales provide a buyer-specific countercheck; shared-platform practices do not quantify

21. Teradyne - Magnum 2 Memory Test Solution

- Evidence informing base-year allocation inputs; displayed values and growth are calculated: Magnum xx.xx lists SRAM applications, establishing a commercial category mapping without supplying a revenue weight.
- Evidence informing forecast-year allocation inputs; displayed values and growth are calculated: Magnum xx.xx lists SRAM applications, establishing a commercial category mapping without supplying a revenue weight.
- Evidence informing base-year allocation inputs; displayed values and growth are calculated: DRAM, SRAM, NOR and NAND capability overlaps support mutually exclusive configuration attribution rather than adding advertised capabilities as sales.
- Evidence informing forecast-year allocation inputs; displayed values and growth are calculated: DRAM, SRAM, NOR and NAND capability overlaps support mutually exclusive configuration attribution rather than adding advertised capabilities as sales.
- Evidence informing base-year allocation inputs; displayed values and growth are calculated: Low-end SoC and memory applications identify a candidate combined-capability pool; actual joint customer mandates and numerical fractions remain unmeasured.
- Evidence informing forecast-year allocation inputs; displayed values and growth are calculated: Low-end SoC and memory applications identify a candidate combined-capability pool; actual joint customer mandates and numerical fractions remain unmeasured.
- Evidence informing base-year allocation inputs; displayed values and growth are calculated: Separately identifies an engineering configuration, supporting purpose classification and the direction of the modeled realization difference, not its exact numerical price ratio. ([teradyne.com](https://www.teradyne.com/products/magnum-xx.xx/))
- Evidence informing forecast-year allocation inputs; displayed values and growth are calculated: Separately identifies an engineering configuration, supporting purpose classification and the direction of the modeled realization difference, not its exact numerical price ratio. ([teradyne.com](https://www.teradyne.com/products/magnum-xx.xx/))
- Evidence informing base-year allocation inputs; displayed values and growth are calculated: Separately identifies production configurations, supporting production-purpose attribution rather than classification from family-wide capability alone. ([teradyne.com](https://www.teradyne.com/products/magnum-xx.xx/))
- Evidence informing forecast-year allocation inputs; displayed values and growth are calculated: Separately identifies production configurations, supporting production-purpose attribution rather than classification from family-wide capability alone. ([teradyne.com](https://www.teradyne.com/products/magnum-xx.xx/))
- Evidence informing base-year allocation inputs; displayed values and growth are calculated: Engineering programs can transfer to production versions; this supports conditional continuity but does not measure joint-purpose purchases or the forecast adoption multiplier. ([teradyne.com](https://www.teradyne.com/products/magnum-xx.xx/))
- Evidence informing forecast-year allocation inputs; displayed values and growth are calculated: Engineering programs can transfer to production versions; this supports conditional continuity but does not measure joint-purpose purchases or the forecast adoption multiplier. ([teradyne.com](https://www.teradyne.com/products/magnum-xx.xx/))

22. Advantest - T5835 Memory Test System

- Evidence informing base-year allocation inputs; displayed values and growth are calculated: T5835 is commercially positioned for both DRAM and NAND, supporting the cross-family classification premise but not the modeled co-primary revenue fraction.
- Evidence informing forecast-year allocation inputs; displayed values and growth are calculated: T5835 is commercially positioned for both DRAM and NAND, supporting the cross-family classification premise but not the modeled co-primary revenue fraction.

23. Advantest - T5503HS2 Memory Test System
· Evidence informing base-year allocation inputs; displayed values and growth are calculated: DRAM/HBM product positioning establishes category mapping; the documented installed-T5503 upgrade path supports retaining upgrade-substitution uncertainty rather than assuming universal replacement.
· Evidence informing forecast-year allocation inputs; displayed values and growth are calculated: DRAM/HBM product positioning establishes category mapping; the documented installed-T5503 upgrade path supports retaining upgrade-substitution uncertainty rather than assuming universal replacement.
24. Advantest will Showcase Latest Memory Test Solutions at Future of Memory and Storage 2024
· Evidence informing base-year allocation inputs; displayed values and growth are calculated: The August xx.xx 2024 announcement identifies T5835 among promoted memory offerings, establishing pre-base-year commercial positioning without proving customer acceptance or sales mix.
25. Advantest - V93000 SoC Test Systems
· Evidence informing base-year allocation inputs; displayed values and growth are calculated: Advantest classifies V93000 as a SoC Test System, supporting the commercial mapping of its reported SoC equipment pool without establishing a sales percentage.
· Evidence informing forecast-year allocation inputs; displayed values and growth are calculated: Advantest classifies V93000 as a SoC Test System, supporting the commercial mapping of its reported SoC equipment pool without establishing a sales percentage.
· Evidence informing base-year allocation inputs; displayed values and growth are calculated: V93000 documentation identifies reusable programs and interface hardware across generations and supplier-developed SmarTest software. These support the retained-investment condition, not a measured switching rate or forecast share. ([advantest.com](https://www.advantest.com/en/products/semiconductor-test-system/soc/v93000/))
· Evidence informing forecast-year allocation inputs; displayed values and growth are calculated: V93000 documentation identifies reusable programs and interface hardware across generations and supplier-developed SmarTest software. These support the retained-investment condition, not a measured switching rate or forecast share. ([advantest.com](https://www.advantest.com/en/products/semiconductor-test-system/soc/v93000/))
26. Emerson Electric Co. - Form 10-K for the Year Ended September 30, 2025
· Evidence informing base-year allocation inputs; displayed values and growth are calculated: Reported Test & Measurement sales of USD xx.xx in FY2025 and USD xx.xx in FY2024 constrain the broad NI revenue proxy, not complete SoC/memory tester revenue. ([ir.emerson.com](https://ir.emerson.com/sec-filings/all-sec-filings/content/xx.xx-xx.xx-xx.xx/emr-xx.xx.htm))
27. Emerson Electric Co. - Form 10-Q for the Quarter Ended December 31, 2025
· Evidence informing base-year allocation inputs; displayed values and growth are calculated: December-quarter Test & Measurement sales of USD xx.xx versus USD xx.xx supply the approximate calendar bridge. Prior-period segment presentation was reclassified, limiting level comparability. ([sec.gov](https://www.sec.gov/Archives/edgar/data/xx.xx/xx.xx/emr-xx.xx.htm))
28. National Instruments Corporation - 2022 Annual Report
· Evidence informing base-year allocation inputs; displayed values and growth are calculated: Semiconductor and Electronics represented approximately xx.xx% of NI's 2022 revenue, with approximately half from production test and half from R&D test. These historical mix observations calibrate, but do not verify, the 2025 scoped equipment budget. ([sec.gov](https://www.sec.gov/Archives/edgar/data/xx.xx/xx.xx/ny20006399x3_ars.pdf))

29. Advantest - FY2025 Financial Briefing, April 27, 2026

· Evidence informing base-year allocation inputs; displayed values and growth are calculated: Automotive/industrial/consumer/DDIC represented approximately xx.xx% and xx.xx% of fiscal SoC sales in FY2024 and FY2025, rounded to five-percentage-point increments. These application proportions constrain the mainstream equipment attribution. ([advantest.com](https://www.advantest.com/document/en/investors/ir-library/result/JE_BIZ_260427_slide.pdf))

· Evidence informing forecast-year allocation inputs; displayed values and growth are calculated: Automotive/industrial/consumer/DDIC represented approximately xx.xx% and xx.xx% of fiscal SoC sales in FY2024 and FY2025, rounded to five-percentage-point increments. These application proportions constrain the mainstream equipment attribution. ([advantest.com](https://www.advantest.com/document/en/investors/ir-library/result/JE_BIZ_260427_slide.pdf))

· Evidence informing base-year allocation inputs; displayed values and growth are calculated: Fiscal SoC sales increased from JPY xx.xx to JPY xx.xx, while computing/communications represented approximately xx.xx% of FY2025 SoC sales. This supports differentiated application-growth assumptions, not a directly observed proprietary share or future allocation. ([advantest.com](https://www.advantest.com/document/en/investors/ir-library/result/JE_BIZ_260427_slide.pdf))

· Evidence informing forecast-year allocation inputs; displayed values and growth are calculated: Fiscal SoC sales increased from JPY xx.xx to JPY xx.xx, while computing/communications represented approximately xx.xx% of FY2025 SoC sales. This supports differentiated application-growth assumptions, not a directly observed proprietary share or future allocation. ([advantest.com](https://www.advantest.com/document/en/investors/ir-library/result/JE_BIZ_260427_slide.pdf))

30. Advantest - Annual Report 2005

· Evidence informing base-year allocation inputs; displayed values and growth are calculated: The report identifies T2000's OPENSTAR basis and publicly available specifications developed through the Semiconductor Test Consortium. This supports historical standards classification only; its historical market-share statements are not used. ([www3.advantest.com](https://www3.advantest.com/documents/xx.xx/xx.xx/pdf_investor_AR2005_en.pdf))

· Evidence informing forecast-year allocation inputs; displayed values and growth are calculated: The report identifies T2000's OPENSTAR basis and publicly available specifications developed through the Semiconductor Test Consortium. This supports historical standards classification only; its historical market-share statements are not used. ([www3.advantest.com](https://www3.advantest.com/documents/xx.xx/xx.xx/pdf_investor_AR2005_en.pdf))

31. Advantest - What Is ATE (Automated Test Equipment)? Roles, Systems & Future Outlook

· Evidence informing base-year allocation inputs; displayed values and growth are calculated: Current company positioning identifies T2000 as open architecture and associates it with microcontroller and automotive applications, supporting continuity of the classification premise without measuring sales. ([advantest.com](https://www.advantest.com/en/semiconductor-basics/automated-test-equipment/))

· Evidence informing forecast-year allocation inputs; displayed values and growth are calculated: Current company positioning identifies T2000 as open architecture and associates it with microcontroller and automotive applications, supporting continuity of the classification premise without measuring sales. ([advantest.com](https://www.advantest.com/en/semiconductor-basics/automated-test-equipment/))

· Evidence informing base-year allocation inputs; displayed values and growth are calculated: The company distinguishes V93000's supplier-specific architecture from T2000's open-architecture positioning, supporting platform-level rather than supplier-wide classification. ([advantest.com](https://www.advantest.com/en/semiconductor-basics/automated-test-equipment/))

· Evidence informing forecast-year allocation inputs; displayed values and growth are calculated: The company distinguishes V93000's supplier-specific architecture from T2000's open-architecture positioning, supporting platform-level rather than supplier-wide classification. ([advantest.com](https://www.advantest.com/en/semiconductor-basics/automated-test-equipment/))

32. NI - What Is the Semiconductor Test System (STS)?

· Evidence informing base-year allocation inputs; displayed values and growth are calculated: STS is an integrated PXI-based ATE offering with broad RF, mixed-signal and MEMS positioning. This establishes the architecture and turnkey commercial model while requiring deductions for applications outside the captured SoC/memory boundary. ([ni.com](https://www.ni.com/en/shop/electronic-test-instrumentation/what-is-the-semiconductor-test-system.html))

· Evidence informing forecast-year allocation inputs; displayed values and growth are calculated: STS is an integrated PXI-based ATE offering with broad RF, mixed-signal and MEMS positioning. This establishes the architecture and turnkey commercial model while requiring deductions for applications outside the captured SoC/memory boundary. ([ni.com](https://www.ni.com/en/shop/electronic-test-instrumentation/what-is-the-semiconductor-test-system.html))

33. Marvin Test Solutions - PXIe Semiconductor Test System, TS-960e Series

· Evidence informing base-year allocation inputs; displayed values and growth are calculated: TS-960e is marketed as a complete integrated PXI Express semiconductor system for SoC applications, including proprietary application elements. It establishes commercial category participation, not the modeled smaller-system shipment count or price. ([marvintest.com](https://www.marvintest.com/Product/TS-960e-Series))

34. Emerson Electric Co. - Form 10-Q for the Quarter Ended June 30, 2026

· Evidence informing forecast-year allocation inputs; displayed values and growth are calculated: Nine-month Test & Measurement revenue of USD xx.xx versus USD xx.xx provides the broad growth calibration for the assumed 2026 eligible-equipment increase. Semiconductor and aerospace/defense both contributed, so the disclosure does not isolate open-standard SoC/memory sales. ([ir.emerson.com](https://ir.emerson.com/sec-filings/all-sec-filings/content/xx.xx-xx.xx-xx.xx/emr-xx.xx.htm))

35. PXI Systems Alliance - What Is PXI

· Evidence informing base-year allocation inputs; displayed values and growth are calculated: The association defines PXI as an open modular standard with a multi-vendor ecosystem and distinguishes its building blocks from completed application systems. This supports the governing-architecture boundary, not sales weights. ([pxisa.org](https://pxisa.org/what-is-pxi/))

· Evidence informing forecast-year allocation inputs; displayed values and growth are calculated: The association defines PXI as an open modular standard with a multi-vendor ecosystem and distinguishes its building blocks from completed application systems. This supports the governing-architecture boundary, not sales weights. ([pxisa.org](https://pxisa.org/what-is-pxi/))

36. Test Services - UTAC Group

- Evidence informing base-year allocation inputs; displayed values and growth are calculated: Reports xx.xx+ test engineers alongside 2,000+ testers, anchoring the engineering-station proxy used in the base model and carried into the forecast; it does not disclose purpose sales shares. ([utacgroup.com](https://utacgroup.com/test-services/))
- Evidence informing forecast-year allocation inputs; displayed values and growth are calculated: Reports xx.xx+ test engineers alongside 2,000+ testers, anchoring the engineering-station proxy used in the base model and carried into the forecast; it does not disclose purpose sales shares. ([utacgroup.com](https://utacgroup.com/test-services/))
- Evidence informing base-year allocation inputs; displayed values and growth are calculated: The 2,000+ tester fleet provides an operator-stock benchmark that is converted to annual value only through the disclosed purchasing-frequency assumptions. ([utacgroup.com](https://utacgroup.com/test-services/))
- Evidence informing forecast-year allocation inputs; displayed values and growth are calculated: The 2,000+ tester fleet provides an operator-stock benchmark that is converted to annual value only through the disclosed purchasing-frequency assumptions. ([utacgroup.com](https://utacgroup.com/test-services/))
- Evidence informing base-year allocation inputs; displayed values and growth are calculated: Advertises engineering services and production testing within the same business, supporting commercial coexistence but not the assumed accepted joint-purpose percentage or future adoption. ([utacgroup.com](https://utacgroup.com/test-services/))
- Evidence informing forecast-year allocation inputs; displayed values and growth are calculated: Advertises engineering services and production testing within the same business, supporting commercial coexistence but not the assumed accepted joint-purpose percentage or future adoption. ([utacgroup.com](https://utacgroup.com/test-services/))

37. Efforts to Provide Value Through Business - Advantest

- Evidence informing base-year allocation inputs; displayed values and growth are calculated: States typical customer equipment use of xx.xx-xx.xx years, providing a longer-use sensitivity for the stock-to-purchasing-value bridge rather than a measured engineering share. ([advantest.com](https://www.advantest.com/en/about/sustainability/society/responding-product-liability/))
- Evidence informing base-year allocation inputs; displayed values and growth are calculated: The xx.xx-xx.xx-year use period constrains replacement assumptions and is distinguished from the buyer accounting-life proxy used in the working model. ([advantest.com](https://www.advantest.com/en/about/sustainability/society/responding-product-liability/))

38. A New Approach for IC Test - Leveraging the Strength of the PXI Platform - NI

- Evidence informing base-year allocation inputs; displayed values and growth are calculated: Describes scalable characterization and production configurations and the commercial constraints of traditional laboratory ATE, supporting a distinct engineering purchasing model. ([ni.com](https://www.ni.com/en/shop/electronic-test-instrumentation/what-is-the-semiconductor-test-system/a-new-approach-for-ic-test---leveraging-the-strength-of-the-pxi-.html))
- Evidence informing forecast-year allocation inputs; displayed values and growth are calculated: Describes scalable characterization and production configurations and the commercial constraints of traditional laboratory ATE, supporting a distinct engineering purchasing model. ([ni.com](https://www.ni.com/en/shop/electronic-test-instrumentation/what-is-the-semiconductor-test-system/a-new-approach-for-ic-test---leveraging-the-strength-of-the-pxi-.html))
- Evidence informing base-year allocation inputs; displayed values and growth are calculated: Shared hardware and software support a continuity scenario, but the record provides neither accepted joint-deployment revenue nor future penetration; both remain explicit assumptions. ([ni.com](https://www.ni.com/en/shop/electronic-test-instrumentation/what-is-the-semiconductor-test-system/a-new-approach-for-ic-test---leveraging-the-strength-of-the-pxi-.html))
- Evidence informing forecast-year allocation inputs; displayed values and growth are calculated: Shared hardware and software support a continuity scenario, but the record provides neither accepted joint-deployment revenue nor future penetration; both remain explicit assumptions. ([ni.com](https://www.ni.com/en/shop/electronic-test-instrumentation/what-is-the-semiconductor-test-system/a-new-approach-for-ic-test---leveraging-the-strength-of-the-pxi-.html))

39. Teradyne - 2025 Annual Report to Shareholders

· Evidence informing base-year allocation inputs; displayed values and growth are calculated: The USD xx.xx Compute application weight anchors the scoped Computing allocation. ([investors.teradyne.com](https://investors.teradyne.com/sec-filings/all-sec-filings/content/xx.xx-xx.xx-xx.xx/xx.xx-xx.xx-xx.xx.pdf))

· Evidence informing base-year allocation inputs; displayed values and growth are calculated: The USD xx.xx Mobility weight and networking exposure support the modeled Communications bridge. ([investors.teradyne.com](https://investors.teradyne.com/sec-filings/all-sec-filings/content/xx.xx-xx.xx-xx.xx/xx.xx-xx.xx-xx.xx.pdf))

· Evidence informing base-year allocation inputs; displayed values and growth are calculated: Published application buckets constrain the budget, but the consumer carve-out is an explicit attribution assumption. ([investors.teradyne.com](https://investors.teradyne.com/sec-filings/all-sec-filings/content/xx.xx-xx.xx-xx.xx/xx.xx-xx.xx-xx.xx.pdf))

· Evidence informing base-year allocation inputs; displayed values and growth are calculated: USD xx.xx Auto-Industrial revenue supplies the pre-exclusion pool, not an observed Automotive subtotal. ([investors.teradyne.com](https://investors.teradyne.com/sec-filings/all-sec-filings/content/xx.xx-xx.xx-xx.xx/xx.xx-xx.xx-xx.xx.pdf))

· Evidence informing base-year allocation inputs; displayed values and growth are calculated: The shared Auto-Industrial pool constrains Industrial Electronics after scope and end-use adjustments. ([investors.teradyne.com](https://investors.teradyne.com/sec-filings/all-sec-filings/content/xx.xx-xx.xx-xx.xx/xx.xx-xx.xx-xx.xx.pdf))

· Evidence informing base-year allocation inputs; displayed values and growth are calculated: The application budget constrains the modeled specialized tail; separate Product Test defense revenue is excluded. ([investors.teradyne.com](https://investors.teradyne.com/sec-filings/all-sec-filings/content/xx.xx-xx.xx-xx.xx/xx.xx-xx.xx-xx.xx.pdf))

40. TSMC - 2025 Form 20-F

· Evidence informing base-year allocation inputs; displayed values and growth are calculated: 2025 HPC revenue of NT$xx.xx anchors the adjusted logic-demand proxy; networking is separated by assumption. ([investor.tsmc.com](https://investor.tsmc.com/sites/ir/sec-filings/2025_20F%20Report.pdf))

· Evidence informing base-year allocation inputs; displayed values and growth are calculated: Smartphone revenue of NT$xx.xx and networking within HPC constrain Communications, with an explicit equipment-intensity bridge. ([investor.tsmc.com](https://investor.tsmc.com/sites/ir/sec-filings/2025_20F%20Report.pdf))

41. Micron Technology - Form 10-K for the Year Ended August 28, 2025

· Evidence informing base-year allocation inputs; displayed values and growth are calculated: Cloud, data-center and client business revenues constrain Computing's memory-equipment proxy, not equipment receipts directly. ([s25.q4cdn.com](https://s25.q4cdn.com/xx.xx/files/doc_financials/2025/ar/2025-Form-xx.xx-K.pdf))

· Evidence informing base-year allocation inputs; displayed values and growth are calculated: Mobile/client and data-center revenues provide the economic pool for modeled mobile and networking attribution. ([s25.q4cdn.com](https://s25.q4cdn.com/xx.xx/files/doc_financials/2025/ar/2025-Form-xx.xx-K.pdf))

· Evidence informing base-year allocation inputs; displayed values and growth are calculated: USD xx.xx Automotive and Embedded revenue constrains the modeled consumer-memory tail. ([s25.q4cdn.com](https://s25.q4cdn.com/xx.xx/files/doc_financials/2025/ar/2025-Form-xx.xx-K.pdf))

· Evidence informing base-year allocation inputs; displayed values and growth are calculated: The embedded business supplies a bounded activity proxy requiring scope, realization and end-use adjustments. ([s25.q4cdn.com](https://s25.q4cdn.com/xx.xx/files/doc_financials/2025/ar/2025-Form-xx.xx-K.pdf))

· Evidence informing base-year allocation inputs; displayed values and growth are calculated: The embedded business constrains Industrial Electronics memory activity; its equipment conversion is assumed. ([s25.q4cdn.com](https://s25.q4cdn.com/xx.xx/files/doc_financials/2025/ar/2025-Form-xx.xx-K.pdf))

· Evidence informing base-year allocation inputs; displayed values and growth are calculated: The embedded pool bounds the specialized-memory tail; no separate defense revenue is reported. ([s25.q4cdn.com](https://s25.q4cdn.com/xx.xx/files/doc_financials/2025/ar/2025-Form-xx.xx-K.pdf))

42. Semiconductor Industry Association - 2025 Factbook

· Evidence informing base-year allocation inputs; displayed values and growth are calculated: 2024 PC/Computer semiconductor demand of xx.xx% enters only the scope-adjusted secondary-supplier proxy. ([semiconductors.org](https://www.semiconductors.org/wp-content/uploads/2025/xx.xx/2025-SIA-Factbook-FINAL-xx.xx.pdf))

· Evidence informing base-year allocation inputs; displayed values and growth are calculated: 2024 Communications demand of xx.xx% is adjusted for eligible equipment scope before use. ([semiconductors.org](https://www.semiconductors.org/wp-content/uploads/2025/xx.xx/2025-SIA-Factbook-FINAL-xx.xx.pdf))

· Evidence informing base-year allocation inputs; displayed values and growth are calculated: Consumer semiconductor demand of xx.xx% anchors the adjusted minor-application weights. ([semiconductors.org](https://www.semiconductors.org/wp-content/uploads/2025/xx.xx/2025-SIA-Factbook-FINAL-xx.xx.pdf))

· Evidence informing base-year allocation inputs; displayed values and growth are calculated: Automotive demand of xx.xx% is reduced for non-SoC exposure in the commercial proxy. ([semiconductors.org](https://www.semiconductors.org/wp-content/uploads/2025/xx.xx/2025-SIA-Factbook-FINAL-xx.xx.pdf))

· Evidence informing base-year allocation inputs; displayed values and growth are calculated: Industrial demand of xx.xx% anchors a scope-adjusted weight, not a tester-equipment share. ([semiconductors.org](https://www.semiconductors.org/wp-content/uploads/2025/xx.xx/2025-SIA-Factbook-FINAL-xx.xx.pdf))

· Evidence informing base-year allocation inputs; displayed values and growth are calculated: Government demand of xx.xx%, including military, constrains the specialized end-use proxy. ([semiconductors.org](https://www.semiconductors.org/wp-content/uploads/2025/xx.xx/2025-SIA-Factbook-FINAL-xx.xx.pdf))

43. WSTS - Semiconductor Market Insights, October 2024

· Evidence informing base-year allocation inputs; displayed values and growth are calculated: The detailed Consumer definition includes entertainment products, household white goods and personal wearables, supporting consistent end-use attribution. ([semiconductors.org](https://www.semiconductors.org/wp-content/uploads/2025/xx.xx/WSTS-Presentation-Subscription-Oct2024.pdf))

· Evidence informing forecast-year allocation inputs; displayed values and growth are calculated: The detailed Consumer definition includes entertainment products, household white goods and personal wearables, supporting consistent end-use attribution. ([semiconductors.org](https://www.semiconductors.org/wp-content/uploads/2025/xx.xx/WSTS-Presentation-Subscription-Oct2024.pdf))

· Evidence informing base-year allocation inputs; displayed values and growth are calculated: Industrial includes professional test, control and measuring equipment, distinguishing it from household consumer equipment. ([semiconductors.org](https://www.semiconductors.org/wp-content/uploads/2025/xx.xx/WSTS-Presentation-Subscription-Oct2024.pdf))

· Evidence informing forecast-year allocation inputs; displayed values and growth are calculated: Industrial includes professional test, control and measuring equipment, distinguishing it from household consumer equipment. ([semiconductors.org](https://www.semiconductors.org/wp-content/uploads/2025/xx.xx/WSTS-Presentation-Subscription-Oct2024.pdf))

· Evidence informing base-year allocation inputs; displayed values and growth are calculated: Government is defined as military and aerospace in the detailed end-use illustration, supporting the retained category mapping. ([semiconductors.org](https://www.semiconductors.org/wp-content/uploads/2025/xx.xx/WSTS-Presentation-Subscription-Oct2024.pdf))

· Evidence informing forecast-year allocation inputs; displayed values and growth are calculated: Government is defined as military and aerospace in the detailed end-use illustration, supporting the retained category mapping. ([semiconductors.org](https://www.semiconductors.org/wp-content/uploads/2025/xx.xx/WSTS-Presentation-Subscription-Oct2024.pdf))

44. NXP Semiconductors - Form 10-K for the Year Ended December 31, 2025

· Evidence informing base-year allocation inputs; displayed values and growth are calculated: 2025 Automotive revenue of USD xx.xx, down xx.xx%, qualifies assumptions of immediate equipment-demand acceleration. ([sec.gov](https://www.sec.gov/Archives/edgar/data/xx.xx/xx.xx/nxpi-xx.xx.htm))

· Evidence informing forecast-year allocation inputs; displayed values and growth are calculated: 2025 Automotive revenue of USD xx.xx, down xx.xx%, qualifies assumptions of immediate equipment-demand acceleration. ([sec.gov](https://www.sec.gov/Archives/edgar/data/xx.xx/xx.xx/nxpi-xx.xx.htm))

· Evidence informing base-year allocation inputs; displayed values and growth are calculated: Industrial & IoT revenue of USD xx.xx increased xx.xx%, constraining the near-term recovery assumption rather than measuring tester sales. ([sec.gov](https://www.sec.gov/Archives/edgar/data/xx.xx/xx.xx/nxpi-xx.xx.htm))

· Evidence informing forecast-year allocation inputs; displayed values and growth are calculated: Industrial & IoT revenue of USD xx.xx increased xx.xx%, constraining the near-term recovery assumption rather than measuring tester sales. ([sec.gov](https://www.sec.gov/Archives/edgar/data/xx.xx/xx.xx/nxpi-xx.xx.htm))

45. NXP Semiconductors - Product Longevity
    - Evidence informing forecast-year allocation inputs; displayed values and growth are calculated: Participating products have minimum xx.xx- or xx.xx-year longevity periods; these do not establish tester replacement or support periods.
    ([nxp.com](https://www.nxp.com/products/nxp-product-information/nxp-product-programs/product-longevity%3APRDCT_LONGEVITY_HM))
    - Evidence informing forecast-year allocation inputs; displayed values and growth are calculated: The disclosed longevity condition supports retaining lifecycle uncertainty rather than inferring automatic recurring equipment purchases.
    ([nxp.com](https://www.nxp.com/products/nxp-product-information/nxp-product-programs/product-longevity%3APRDCT_LONGEVITY_HM))
46. DLA ASSIST-QuickSearch - MIL-PRF-38535 Document Details
    - Evidence informing base-year allocation inputs; displayed values and growth are calculated: The official record concerns covered microcircuits and manufacturer qualification, not tester-brand approval or equipment awards; no qualification-derived revenue premium is assumed.
    ([quicksearch.dla.mil](https://quicksearch.dla.mil/qsDocDetails.aspx?ident_number=xx.xx))
    - Evidence informing forecast-year allocation inputs; displayed values and growth are calculated: The official record concerns covered microcircuits and manufacturer qualification, not tester-brand approval or equipment awards; no qualification-derived revenue premium is assumed.
    ([quicksearch.dla.mil](https://quicksearch.dla.mil/qsDocDetails.aspx?ident_number=xx.xx))
47. ASE Technology Holding - Fourth Quarter and Full Year 2025 Financial Results, Form 6-K, February 5, 2026
    - Evidence informing base-year allocation inputs; displayed values and growth are calculated: ASE reports USD xx.xx of 2025 testing-equipment capital expenditure, a monetary purchasing anchor before complete-tester scope deductions.
    - Evidence informing forecast-year allocation inputs; displayed values and growth are calculated: ASE reports USD xx.xx of 2025 testing-equipment capital expenditure, a monetary purchasing anchor before complete-tester scope deductions.
48. ChipMOS - FY2025 and Fourth Quarter 2025 Investor Presentation
    - Evidence informing base-year allocation inputs; displayed values and growth are calculated: The presentation reports TWD xx.xx of 2025 capital expenditure and a xx.xx% testing allocation; currency and complete-tester attribution are modeled bridges.
    - Evidence informing forecast-year allocation inputs; displayed values and growth are calculated: The presentation reports TWD xx.xx of 2025 capital expenditure and a xx.xx% testing allocation; currency and complete-tester attribution are modeled bridges.
49. Alchip - Advanced Testing Services
    - Evidence informing base-year allocation inputs; displayed values and growth are calculated: Alchip identifies an owned V93K hosted at a test house. This supports category and ownership attribution, not annual purchase quantities, prices or the forecast.
    - Evidence informing forecast-year allocation inputs; displayed values and growth are calculated: Alchip identifies an owned V93K hosted at a test house. This supports category and ownership attribution, not annual purchase quantities, prices or the forecast.
50. University of Utah Nanofab - Verigy Tester
    - Evidence informing base-year allocation inputs; displayed values and growth are calculated: The university lists a V93000 SoC platform and access arrangement. This establishes an institutional equipment category, not a 2025 purchase or future procurement.
    - Evidence informing forecast-year allocation inputs; displayed values and growth are calculated: The university lists a V93000 SoC platform and access arrangement. This establishes an institutional equipment category, not a 2025 purchase or future procurement.

51. TEAM A.T.E. - Services

- Evidence informing base-year allocation inputs; displayed values and growth are calculated: The company describes pre-owned purchases and sales across SoC and memory ATE, supporting inclusion of eligible secondary-market purchases. Its undated offering page supplies category evidence, not 2025 transaction value. ([team-ate.com](https://www.team-ate.com/services))
- Evidence informing forecast-year allocation inputs; displayed values and growth are calculated: The company describes pre-owned purchases and sales across SoC and memory ATE, supporting inclusion of eligible secondary-market purchases. Its undated offering page supplies category evidence, not 2025 transaction value. ([team-ate.com](https://www.team-ate.com/services))
- Evidence informing base-year allocation inputs; displayed values and growth are calculated: System rentals, rent-to-own arrangements and leases establish a third-party equipment-access route. The stated field-service limitation qualifies universal availability; neither the offering nor its category list supplies numerical leasing weights. ([team-ate.com](https://www.team-ate.com/services))
- Evidence informing forecast-year allocation inputs; displayed values and growth are calculated: System rentals, rent-to-own arrangements and leases establish a third-party equipment-access route. The stated field-service limitation qualifies universal availability; neither the offering nor its category list supplies numerical leasing weights. ([team-ate.com](https://www.team-ate.com/services))
- Evidence informing base-year allocation inputs; displayed values and growth are calculated: The company distinguishes its representation activities from inventory-based equipment transactions, supporting role-specific classification rather than assigning every represented OEM transaction to resale. ([team-ate.com](https://www.team-ate.com/services))
- Evidence informing forecast-year allocation inputs; displayed values and growth are calculated: The company distinguishes its representation activities from inventory-based equipment transactions, supporting role-specific classification rather than assigning every represented OEM transaction to resale. ([team-ate.com](https://www.team-ate.com/services))
- Evidence informing base-year allocation inputs; displayed values and growth are calculated: Purchasing surplus equipment for inventory, SoC/memory equipment offerings and rental/lease arrangements establish merchant commercial routes. The absence of a worldwide field-service organization qualifies support assumptions but supplies no revenue weight. ([team-ate.com](https://www.team-ate.com/services))
- Evidence informing forecast-year allocation inputs; displayed values and growth are calculated: Purchasing surplus equipment for inventory, SoC/memory equipment offerings and rental/lease arrangements establish merchant commercial routes. The absence of a worldwide field-service organization qualifies support assumptions but supplies no revenue weight. ([team-ate.com](https://www.team-ate.com/services))

52. Advantest Pre-Owned Solutions - Business

- Evidence informing base-year allocation inputs; displayed values and growth are calculated: The OEM's pre-owned business includes equipment resale, license switching, installation and maintenance support. This supports the purchase boundary beyond new equipment, without establishing resale revenue or a future share. ([advantest.com](https://www.advantest.com/en/customer-services/apo/business/))
- Evidence informing forecast-year allocation inputs; displayed values and growth are calculated: The OEM's pre-owned business includes equipment resale, license switching, installation and maintenance support. This supports the purchase boundary beyond new equipment, without establishing resale revenue or a future share. ([advantest.com](https://www.advantest.com/en/customer-services/apo/business/))
- Evidence informing base-year allocation inputs; displayed values and growth are calculated: OEM-managed pre-owned transactions include license switching, installation and maintenance, supporting direct classification when the consolidated manufacturer is the seller regardless of equipment age. ([advantest.com](https://www.advantest.com/en/customer-services/apo/business/))
- Evidence informing forecast-year allocation inputs; displayed values and growth are calculated: OEM-managed pre-owned transactions include license switching, installation and maintenance, supporting direct classification when the consolidated manufacturer is the seller regardless of equipment age. ([advantest.com](https://www.advantest.com/en/customer-services/apo/business/))
- Evidence informing base-year allocation inputs; displayed values and growth are calculated: The OEM-managed resale alternative qualifies an assumption that all pre-owned equipment passes through independent resellers and provides a commercial counterforce to merchant growth, without measuring its magnitude. ([advantest.com](https://www.advantest.com/en/customer-services/apo/business/))
- Evidence informing forecast-year allocation inputs; displayed values and growth are calculated: The OEM-managed resale alternative qualifies an assumption that all pre-owned equipment passes through independent resellers and provides a commercial counterforce to merchant growth, without measuring its magnitude. ([advantest.com](https://www.advantest.com/en/customer-services/apo/business/))

53. IFRS Foundation - IFRIC Update March 2023: Definition of a Lease-Substitution Rights

- Evidence informing base-year allocation inputs; displayed values and growth are calculated: The identified-asset, control and substantive-substitution criteria support distinguishing equipment leasing from outsourced testing services. This is a classification premise for both anchors, not evidence of market prevalence. ([ifrs.org](https://www.ifrs.org/news-and-events/updates/ifric/2023/ifric-update-march-2023/))
- Evidence informing forecast-year allocation inputs; displayed values and growth are calculated: The identified-asset, control and substantive-substitution criteria support distinguishing equipment leasing from outsourced testing services. This is a classification premise for both anchors, not evidence of market prevalence. ([ifrs.org](https://www.ifrs.org/news-and-events/updates/ifric/2023/ifric-update-march-2023/))

54. Spirox Corporation - 2025 Annual Report

- Evidence informing base-year allocation inputs; displayed values and growth are calculated: Consolidated revenue decreased from NTD xx.xx in 2024 to NTD xx.xx in 2025, providing a mixed-product intermediary countercheck to uniform channel growth rather than a global allocation weight. ([file.spirox.com.tw](https://file.spirox.com.tw/Annual%20Reports/2025/xx.xx%E5%B9%B4%E5%BA%A6%E5%B9%B4%E5%A0%B1%xx.xx%E8%8B%B1%E6%xx.xx%xx.xx%xx.xx.pdf))
- Evidence informing forecast-year allocation inputs; displayed values and growth are calculated: Consolidated revenue decreased from NTD xx.xx in 2024 to NTD xx.xx in 2025, providing a mixed-product intermediary countercheck to uniform channel growth rather than a global allocation weight. ([file.spirox.com.tw](https://file.spirox.com.tw/Annual%20Reports/2025/xx.xx%E5%B9%B4%E5%BA%A6%E5%B9%B4%E5%A0%B1%xx.xx%E8%8B%B1%E6%xx.xx%xx.xx%xx.xx.pdf))
- Evidence informing base-year allocation inputs; displayed values and growth are calculated: Semiconductor-equipment revenue was NTD xx.xx in 2025, separately from service and maintenance. Agency/distribution, own products and adjacent equipment prevent attributing the full amount to merchant SoC/memory tester sales. ([file.spirox.com.tw](https://file.spirox.com.tw/Annual%20Reports/2025/xx.xx%E5%B9%B4%E5%BA%A6%E5%B9%B4%E5%A0%B1%xx.xx%E8%8B%B1%E6%xx.xx%xx.xx%xx.xx.pdf))
- Evidence informing forecast-year allocation inputs; displayed values and growth are calculated: Semiconductor-equipment revenue was NTD xx.xx in 2025, separately from service and maintenance. Agency/distribution, own products and adjacent equipment prevent attributing the full amount to merchant SoC/memory tester sales. ([file.spirox.com.tw](https://file.spirox.com.tw/Annual%20Reports/2025/xx.xx%E5%B9%B4%E5%BA%A6%E5%B9%B4%E5%A0%B1%xx.xx%E8%8B%B1%E6%xx.xx%xx.xx%xx.xx.pdf))

55. KYEC (2449) - Q4 2025 Investor Update

- Evidence informing base-year allocation inputs; displayed values and growth are calculated: KYEC reports 2025 wafer-probe revenue at xx.xx%; this is a buyer-activity input requiring the disclosed equipment-value and coverage corrections, not a directly observed tester share.
- Evidence informing forecast-year allocation inputs; displayed values and growth are calculated: KYEC reports 2025 wafer-probe revenue at xx.xx%; this is a buyer-activity input requiring the disclosed equipment-value and coverage corrections, not a directly observed tester share.
- Evidence informing base-year allocation inputs; displayed values and growth are calculated: Reported final-test revenue of xx.xx% supplies the conventional package-test proxy before the assumed exclusion of adjacent activity.
- Evidence informing forecast-year allocation inputs; displayed values and growth are calculated: Reported final-test revenue of xx.xx% supplies the conventional package-test proxy before the assumed exclusion of adjacent activity.
- Evidence informing base-year allocation inputs; displayed values and growth are calculated: The company's xx.xx% data-processing application mix anchors the modeled addressable advanced-SoC purchasing cohort; it does not measure bare-die equipment sales.
- Evidence informing forecast-year allocation inputs; displayed values and growth are calculated: The company's xx.xx% data-processing application mix anchors the modeled addressable advanced-SoC purchasing cohort; it does not measure bare-die equipment sales.
- Evidence informing base-year allocation inputs; displayed values and growth are calculated: The same application-mix input constrains the intermediate-assembly cohort; reported capital expenditure is a broad spending cross-check, not insertion-specific equipment revenue.
- Evidence informing forecast-year allocation inputs; displayed values and growth are calculated: The same application-mix input constrains the intermediate-assembly cohort; reported capital expenditure is a broad spending cross-check, not insertion-specific equipment revenue.

56. Advantest to Showcase Latest Test Solutions at SEMICON Southeast Asia 2025, May 20-22
    - Evidence informing base-year allocation inputs; displayed values and growth are calculated: The May xx.xx 2025 announcement identifies a die-level handler linked with a tester for singulated dies, establishing a base-year commercial offering but not its delivered equipment receipts.
    - Evidence informing forecast-year allocation inputs; displayed values and growth are calculated: The May xx.xx 2025 announcement identifies a die-level handler linked with a tester for singulated dies, establishing a base-year commercial offering but not its delivered equipment receipts.
    - Evidence informing base-year allocation inputs; displayed values and growth are calculated: The same dated offering includes partially assembled dies. Only attributable tester receipts, not the handler value, enter the allocation model.
    - Evidence informing forecast-year allocation inputs; displayed values and growth are calculated: The same dated offering includes partially assembled dies. Only attributable tester receipts, not the handler value, enter the allocation model.
57. Teradyne - Second-Quarter 2025 Earnings Call Prepared Remarks, July 30, 2025
    - Evidence informing base-year allocation inputs; displayed values and growth are calculated: July xx.xx 2025 prepared remarks report an HBM4 post-stack win and state that the new insertion was not pervasive, qualifying the assumed intermediate-assembly uptake.
    - Evidence informing forecast-year allocation inputs; displayed values and growth are calculated: July xx.xx 2025 prepared remarks report an HBM4 post-stack win and state that the new insertion was not pervasive, qualifying the assumed intermediate-assembly uptake.
    - Evidence informing base-year allocation inputs; displayed values and growth are calculated: The remarks distinguish new system purchases from upgrades of existing capacity. This supports retaining reuse and incremental-receipt adjustments rather than equating every new deployment opportunity with a full new tester.
    - Evidence informing forecast-year allocation inputs; displayed values and growth are calculated: The remarks distinguish new system purchases from upgrades of existing capacity. This supports retaining reuse and incremental-receipt adjustments rather than equating every new deployment opportunity with a full new tester.
58. Teradyne Introduces Integrated Test Solution for AI and Data Center Devices in Collaboration with Tokyo Electron
    - Evidence informing forecast-year allocation inputs; displayed values and growth are calculated: The June xx.xx 2026 coordinated singulated-device offering supports commercial availability relevant to the forecast; it does not establish 2025 sales or the modeled 2032 penetration.
    - Evidence informing forecast-year allocation inputs; displayed values and growth are calculated: The offering references multiple advanced-packaging points, but this is not evidence that an individual delivery has accepted multi-insertion coverage.
59. Amkor Technology - IC Semiconductor Test Services
    - Evidence informing base-year allocation inputs; displayed values and growth are calculated: The company's service description separates wafer probe, testing between assembly steps and final testing, supporting the insertion mapping rather than a sales weight or complete-tester purchase requirement.
    - Evidence informing forecast-year allocation inputs; displayed values and growth are calculated: The company's service description separates wafer probe, testing between assembly steps and final testing, supporting the insertion mapping rather than a sales weight or complete-tester purchase requirement.

17.9. Canada

Table 340. Canada SoC & Memory Semiconductor Tester Market Size, 2017-2040 (USD Million)

Country	2017	2024	2025	2026	2027	2032	2040	CAGR (%)
Canada	**xx.xx**	**xx.xx**	**xx.xx**	**xx.xx**	**xx.xx**	**xx.xx**	**xx.xx**	**xx.xx**

Table 341. Canada SoC & Memory Semiconductor Tester Market Size, by Tester Type, 2017-2040 (USD Million)

Tester Type	2017	2024	2025	2026	2027	2032	2040	CAGR (%)
Combined SoC & Memory Testers	xx.xx	xx.xx	xx.xx	xx.xx	xx.xx	xx.xx	xx.xx	xx.xx
Memory Testers	xx.xx	xx.xx	xx.xx	xx.xx	xx.xx	xx.xx	xx.xx	xx.xx
SoC Testers	xx.xx	xx.xx	xx.xx	xx.xx	xx.xx	xx.xx	xx.xx	xx.xx
Total	**xx.xx**	**xx.xx**	**xx.xx**	**xx.xx**	**xx.xx**	**xx.xx**	**xx.xx**	**xx.xx**

Table 342. Canada SoC & Memory Semiconductor Tester Market Size, by Memory Testers, 2017-2040 (USD Million)

Memory Testers	2017	2024	2025	2026	2027	2032	2040	CAGR (%)
DRAM Testers	xx.xx	xx.xx	xx.xx	xx.xx	xx.xx	xx.xx	xx.xx	xx.xx
Multi-Family Memory Testers	xx.xx	xx.xx	xx.xx	xx.xx	xx.xx	xx.xx	xx.xx	xx.xx
Nonvolatile Memory Testers	xx.xx	xx.xx	xx.xx	xx.xx	xx.xx	xx.xx	xx.xx	xx.xx
SRAM Testers	xx.xx	xx.xx	xx.xx	xx.xx	xx.xx	xx.xx	xx.xx	xx.xx
Total	**xx.xx**	**xx.xx**	**xx.xx**	**xx.xx**	**xx.xx**	**xx.xx**	**xx.xx**	**xx.xx**

Table 343. Canada SoC & Memory Semiconductor Tester Market Size, by Platform Architecture, 2017-2040 (USD Million)

Platform Architecture	2017	2024	2025	2026	2027	2032	2040	CAGR (%)
Open-Standard ATE Platforms	xx.xx	xx.xx	xx.xx	xx.xx	xx.xx	xx.xx	xx.xx	xx.xx
Proprietary ATE Platforms	xx.xx	xx.xx	xx.xx	xx.xx	xx.xx	xx.xx	xx.xx	xx.xx
Total	**xx.xx**	**xx.xx**	**xx.xx**	**xx.xx**	**xx.xx**	**xx.xx**	**xx.xx**	**xx.xx**

Table 344. Canada SoC & Memory Semiconductor Tester Market Size, by Test Purpose, 2017-2040 (USD Million)

Test Purpose	2017	2024	2025	2026	2027	2032	2040	CAGR (%)
Combined Engineering and Production Testing	xx.xx	xx.xx	xx.xx	xx.xx	xx.xx	xx.xx	xx.xx	xx.xx
Engineering Evaluation and Characterization	xx.xx	xx.xx	xx.xx	xx.xx	xx.xx	xx.xx	xx.xx	xx.xx
Production Testing	xx.xx	xx.xx	xx.xx	xx.xx	xx.xx	xx.xx	xx.xx	xx.xx
Total	**xx.xx**	**xx.xx**	**xx.xx**	**xx.xx**	**xx.xx**	**xx.xx**	**xx.xx**	**xx.xx**

Table 345. Canada SoC & Memory Semiconductor Tester Market Size, by Semiconductor End Market, 2017-2040 (USD Million)

Semiconductor End Market	2017	2024	2025	2026	2027	2032	2040	CAGR (%)
Aerospace and Defense	xx.xx	xx.xx	xx.xx	xx.xx	xx.xx	xx.xx	xx.xx	xx.xx
Automotive	xx.xx	xx.xx	xx.xx	xx.xx	xx.xx	xx.xx	xx.xx	xx.xx
Communications	xx.xx	xx.xx	xx.xx	xx.xx	xx.xx	xx.xx	xx.xx	xx.xx
Computing	xx.xx	xx.xx	xx.xx	xx.xx	xx.xx	xx.xx	xx.xx	xx.xx
Consumer Electronics	xx.xx	xx.xx	xx.xx	xx.xx	xx.xx	xx.xx	xx.xx	xx.xx
Industrial Electronics	xx.xx	xx.xx	xx.xx	xx.xx	xx.xx	xx.xx	xx.xx	xx.xx
Total	**xx.xx**	**xx.xx**	**xx.xx**	**xx.xx**	**xx.xx**	**xx.xx**	**xx.xx**	**xx.xx**

Table 346. Canada SoC & Memory Semiconductor Tester Market Size, by Buyer Type, 2017-2040 (USD Million)

Buyer Type	2017	2024	2025	2026	2027	2032	2040	CAGR (%)
Fabless Semiconductor Companies	xx.xx	xx.xx	xx.xx	xx.xx	xx.xx	xx.xx	xx.xx	xx.xx
Integrated Device Manufacturers	xx.xx	xx.xx	xx.xx	xx.xx	xx.xx	xx.xx	xx.xx	xx.xx
Outsourced Assembly and Test Providers	xx.xx	xx.xx	xx.xx	xx.xx	xx.xx	xx.xx	xx.xx	xx.xx
Research and Academic Institutions	xx.xx	xx.xx	xx.xx	xx.xx	xx.xx	xx.xx	xx.xx	xx.xx
Semiconductor Design and IP Service Providers	xx.xx	xx.xx	xx.xx	xx.xx	xx.xx	xx.xx	xx.xx	xx.xx
Semiconductor Foundries	xx.xx	xx.xx	xx.xx	xx.xx	xx.xx	xx.xx	xx.xx	xx.xx
System Companies	xx.xx	xx.xx	xx.xx	xx.xx	xx.xx	xx.xx	xx.xx	xx.xx
Total	**xx.xx**	**xx.xx**	**xx.xx**	**xx.xx**	**xx.xx**	**xx.xx**	**xx.xx**	**xx.xx**

Table 347. Canada SoC & Memory Semiconductor Tester Market Size, by Acquisition Model, 2017-2040 (USD Million)

Acquisition Model	2017	2024	2025	2026	2027	2032	2040	CAGR (%)
Equipment Leasing	xx.xx	xx.xx	xx.xx	xx.xx	xx.xx	xx.xx	xx.xx	xx.xx
Equipment Purchase	xx.xx	xx.xx	xx.xx	xx.xx	xx.xx	xx.xx	xx.xx	xx.xx
Total	**xx.xx**	**xx.xx**	**xx.xx**	**xx.xx**	**xx.xx**	**xx.xx**	**xx.xx**	**xx.xx**

Table 348. Canada SoC & Memory Semiconductor Tester Market Size, by Sales Channel, 2017-2040 (USD Million)

Sales Channel	2017	2024	2025	2026	2027	2032	2040	CAGR (%)
Direct Sales	xx.xx	xx.xx	xx.xx	xx.xx	xx.xx	xx.xx	xx.xx	xx.xx
Distributor and Reseller Sales	xx.xx	xx.xx	xx.xx	xx.xx	xx.xx	xx.xx	xx.xx	xx.xx
Total	**xx.xx**	**xx.xx**	**xx.xx**	**xx.xx**	**xx.xx**	**xx.xx**	**xx.xx**	**xx.xx**

Table 349. Canada SoC & Memory Semiconductor Tester Market Size, by Test Insertion, 2017-2040 (USD Million)

Test Insertion	2017	2024	2025	2026	2027	2032	2040	CAGR (%)
In-Process Assembly Test	xx.xx	xx.xx	xx.xx	xx.xx	xx.xx	xx.xx	xx.xx	xx.xx
Multi-Insertion Test	xx.xx	xx.xx	xx.xx	xx.xx	xx.xx	xx.xx	xx.xx	xx.xx
Packaged-Device Test	xx.xx	xx.xx	xx.xx	xx.xx	xx.xx	xx.xx	xx.xx	xx.xx
Singulated-Die Test	xx.xx	xx.xx	xx.xx	xx.xx	xx.xx	xx.xx	xx.xx	xx.xx
Wafer-Level Test	xx.xx	xx.xx	xx.xx	xx.xx	xx.xx	xx.xx	xx.xx	xx.xx
Total	**xx.xx**	**xx.xx**	**xx.xx**	**xx.xx**	**xx.xx**	**xx.xx**	**xx.xx**	**xx.xx**

Sources & Evidence

1. Advantest - FY2024 Consolidated Financial Results Presentation, April 25, 2025

· Evidence informing the 2023 market-value input; displayed series and growth include calculations: Quarterly product-revenue disclosures support calendar-2023 totals of JPY xx.xx for SoC testers and JPY xx.xx for memory testers, before modeled scope adjustments. ([advantest.com](https://www.advantest.com/document/en/investors/ir-library/result/JE_BIZ_250425_slide.pdf))

· Evidence informing the 2024 market-value input; displayed series and growth include calculations: Quarterly product-revenue disclosures support calendar-2024 totals of JPY xx.xx for SoC testers and JPY xx.xx for memory testers; handling, services and system-level testing are disclosed separately. ([advantest.com](https://www.advantest.com/document/en/investors/ir-library/result/JE_BIZ_250425_slide.pdf))

2. Advantest - FY2025 Third Quarter Financial Results Presentation, January 28, 2026

- Evidence informing the 2025 market-value input; displayed series and growth include calculations: The disclosed January-March 2025 quarter and April-December 2025 quarters produce calendar-2025 SoC tester revenue of JPY xx.xx and memory tester revenue of JPY xx.xx. These are supplier revenues, not a published global market total. ([advantest.com](https://www.advantest.com/document/en/investors/ir-library/result/JE_BIZ_260128_slide.pdf))
- Evidence informing base-year allocation inputs; displayed values and growth are calculated: Quarterly product disclosures reconstruct calendar-2025 SoC revenue of JPY xx.xx, before the inherited eligible-SoC scope deduction.
- Evidence informing base-year allocation inputs; displayed values and growth are calculated: Quarterly memory revenue totals JPY xx.xx for calendar 2025, anchoring the memory equipment pool rather than a published global share.
- Evidence informing base-year allocation inputs; displayed values and growth are calculated: January-March memory revenue of JPY xx.xx supports the fiscal-to-calendar application-mix bridge.
- Evidence informing base-year allocation inputs; displayed values and growth are calculated: Quarterly SoC revenues of JPY xx.xx, xx.xx, xx.xx and xx.xx reconstruct calendar-2025 revenue of JPY xx.xx, the supplier revenue ceiling used for modeled eligible OPENSTAR attribution. ([advantest.com](https://www.advantest.com/document/en/investors/ir-library/result/JE_BIZ_260128_slide.pdf))
- Evidence informing base-year allocation inputs; displayed values and growth are calculated: Reported quarters support the calendar-2025 SoC revenue bridge used to estimate Computing's equipment weight. ([advantest.com](https://www.advantest.com/document/en/investors/ir-library/result/JE_BIZ_260128_slide.pdf))
- Evidence informing base-year allocation inputs; displayed values and growth are calculated: The same quarterly equipment revenues constrain the combined Computing/Communications budget before modeled separation. ([advantest.com](https://www.advantest.com/document/en/investors/ir-library/result/JE_BIZ_260128_slide.pdf))
- Evidence informing base-year allocation inputs; displayed values and growth are calculated: The quarterly product table independently reproduces calendar-2025 SoC revenue of JPY xx.xx and memory revenue of JPY xx.xx. These constrain the inherited equipment-revenue scale but do not disclose an acquisition-model split. ([advantest.com](https://www.advantest.com/document/en/investors/ir-library/result/JE_BIZ_260128_slide.pdf))
- Evidence informing base-year allocation inputs; displayed values and growth are calculated: Quarterly product disclosures reconstruct calendar-2025 SoC revenue of JPY xx.xx and memory revenue of JPY xx.xx, supporting the retained scoped manufacturer budget rather than an observed channel share. ([advantest.com](https://www.advantest.com/document/en/investors/ir-library/result/JE_BIZ_260128_slide.pdf))
- Evidence informing base-year allocation inputs; displayed values and growth are calculated: The manufacturer equipment budget provides the economic scale against which inherited intermediary penetration is allocated; the presentation does not quantify reseller receipts. ([advantest.com](https://www.advantest.com/document/en/investors/ir-library/result/JE_BIZ_260128_slide.pdf))
- Evidence informing base-year allocation inputs; displayed values and growth are calculated: Quarterly memory-system receipts reconstruct calendar-2025 revenue of JPY xx.xx, an input to the shared diversified-memory equipment budget.
- Evidence informing forecast-year allocation inputs; displayed values and growth are calculated: Quarterly memory-system receipts reconstruct calendar-2025 revenue of JPY xx.xx, an input to the shared diversified-memory equipment budget.
- Evidence informing base-year allocation inputs; displayed values and growth are calculated: The observed memory receipts constrain the parent purchasing budget from which the modeled intermediate-assembly portion is attributed; no insertion split is disclosed.
- Evidence informing forecast-year allocation inputs; displayed values and growth are calculated: The observed memory receipts constrain the parent purchasing budget from which the modeled intermediate-assembly portion is attributed; no insertion split is disclosed.
- Evidence informing base-year allocation inputs; displayed values and growth are calculated: Product-line receipts support the common equipment-budget bridge carried into the package-test allocation and its forecast starting weights.
- Evidence informing forecast-year allocation inputs; displayed values and growth are calculated: Product-line receipts support the common equipment-budget bridge carried into the package-test allocation and its forecast starting weights.

3. Advantest - FY2026 First Quarter Financial Results Presentation, July 29, 2026

- Evidence informing the 2026 market-value input; displayed series and growth include calculations: The presentation reports January-March 2026 SoC/memory revenues of JPY xx.xx/xx.xx and April-June revenues of JPY xx.xx/xx.xx. July guidance forecasts fiscal-2026 SoC/memory revenues of JPY xx.xx/xx.xx and supplies the fiscal-to-calendar bridge. Guidance is not realized revenue. ([advantest.com](https://www.advantest.com/document/en/investors/ir-library/result/JE_BIZ_260729_slide.pdf))
- Evidence informing the 2040 market-value input; displayed series and growth include calculations: Current equipment revenue and company-specific capacity plans constrain the forecast starting point, not the assumed long-run growth rate or the 2040 result. ([advantest.com](https://www.advantest.com/document/en/investors/ir-library/result/JE_BIZ_260729_slide.pdf))
- Evidence informing forecast-year allocation inputs; displayed values and growth are calculated: Actual quarterly SoC revenue and FY2026 product guidance constrain the inherited 2026 supplier bridge used to forecast relative category weights.
- Evidence informing forecast-year allocation inputs; displayed values and growth are calculated: January-March and April-June memory revenue of JPY xx.xx/xx.xx and FY2026 guidance of JPY xx.xx constrain the calendar bridge.
- Evidence informing base-year allocation inputs; displayed values and growth are calculated: Rounded fiscal DRAM mixes are xx.xx% for FY2024 and xx.xx% for FY2025; FY2026 guidance is xx.xx%. Calendar conversion and co-primary deductions are modeled.
- Evidence informing forecast-year allocation inputs; displayed values and growth are calculated: Rounded fiscal DRAM mixes are xx.xx% for FY2024 and xx.xx% for FY2025; FY2026 guidance is xx.xx%. Calendar conversion and co-primary deductions are modeled.
- Evidence informing base-year allocation inputs; displayed values and growth are calculated: Corresponding nonvolatile mixes are xx.xx%, xx.xx% and guided xx.xx%, qualifying an exclusively DRAM-led outlook without verifying future global shares.
- Evidence informing forecast-year allocation inputs; displayed values and growth are calculated: Corresponding nonvolatile mixes are xx.xx%, xx.xx% and guided xx.xx%, qualifying an exclusively DRAM-led outlook without verifying future global shares.
- Evidence informing base-year allocation inputs; displayed values and growth are calculated: Own SoC sales mix is approximately xx.xx% Computing/Communications in FY24 and xx.xx% in FY25; 2026 demand commentary constrains forecast direction, not the final share. ([advantest.com](https://www.advantest.com/document/en/investors/ir-library/result/JE_BIZ_260729_slide.pdf))
- Evidence informing forecast-year allocation inputs; displayed values and growth are calculated: Own SoC sales mix is approximately xx.xx% Computing/Communications in FY24 and xx.xx% in FY25; 2026 demand commentary constrains forecast direction, not the final share. ([advantest.com](https://www.advantest.com/document/en/investors/ir-library/result/JE_BIZ_260729_slide.pdf))
- Evidence informing base-year allocation inputs; displayed values and growth are calculated: Reported combined application proportions constrain the common budget; the separate Communications allocation and future mix remain modeled. ([advantest.com](https://www.advantest.com/document/en/investors/ir-library/result/JE_BIZ_260729_slide.pdf))
- Evidence informing forecast-year allocation inputs; displayed values and growth are calculated: Reported combined application proportions constrain the common budget; the separate Communications allocation and future mix remain modeled. ([advantest.com](https://www.advantest.com/document/en/investors/ir-library/result/JE_BIZ_260729_slide.pdf))

4. Teradyne, Inc. - Form 10-K for the Year Ended December 31, 2025
   - Evidence informing the 2023 market-value input; displayed series and growth include calculations: The revenue-disaggregation table reports 2023 point-in-time SoC revenue of USD xx.xx and memory revenue of USD xx.xx. Replacement parts require a further modeled deduction. ([investors.teradyne.com](https://investors.teradyne.com/sec-filings/all-sec-filings/content/xx.xx-xx.xx-xx.xx/xx.xx-xx.xx-xx.xx.pdf))
   - Evidence informing the 2024 market-value input; displayed series and growth include calculations: The filing reports 2024 point-in-time SoC revenue of USD xx.xx and memory revenue of USD xx.xx separately from over-time revenue and IST. ([investors.teradyne.com](https://investors.teradyne.com/sec-filings/all-sec-filings/content/xx.xx-xx.xx-xx.xx/xx.xx-xx.xx-xx.xx.pdf))
   - Evidence informing the 2025 market-value input; displayed series and growth include calculations: The filing reports 2025 point-in-time SoC revenue of USD xx.xx and memory revenue of USD xx.xx. Point-in-time recognition includes products and replacement parts and is therefore an equipment proxy rather than an exact complete-system subtotal. ([investors.teradyne.com](https://investors.teradyne.com/sec-filings/all-sec-filings/content/xx.xx-xx.xx-xx.xx/xx.xx-xx.xx-xx.xx.pdf))
   - Evidence informing base-year allocation inputs; displayed values and growth are calculated: 2025 point-in-time SoC revenue is USD xx.xx; equipment and eligible-device deductions remain modeled.
   - Evidence informing base-year allocation inputs; displayed values and growth are calculated: 2025 point-in-time memory revenue is USD xx.xx; replacement parts require the inherited equipment adjustment.
   - Evidence informing base-year allocation inputs; displayed values and growth are calculated: The filing identifies DRAM/HBM commercial activity; it does not disclose the modeled annual DRAM configuration fraction.
   - Evidence informing base-year allocation inputs; displayed values and growth are calculated: Magnum flash-memory activity supports nonvolatile category participation, not the assumed annual sales fraction.
   - Evidence informing base-year allocation inputs; displayed values and growth are calculated: Separately reported specifying and purchasing customers support treating commercial roles distinctly, without adding overlapping customer percentages.
   - Evidence informing forecast-year allocation inputs; displayed values and growth are calculated: Separately reported specifying and purchasing customers support treating commercial roles distinctly, without adding overlapping customer percentages.
   - Evidence informing base-year allocation inputs; displayed values and growth are calculated: Reported 2024-2025 product revenues supply a realized-demand challenge, but do not identify engineering-only sales; the allocation retains this attribution limitation. ([investors.teradyne.com](https://investors.teradyne.com/sec-filings/all-sec-filings/content/xx.xx-xx.xx-xx.xx/xx.xx-xx.xx-xx.xx.pdf))
   - Evidence informing forecast-year allocation inputs; displayed values and growth are calculated: Reported 2024-2025 product revenues supply a realized-demand challenge, but do not identify engineering-only sales; the allocation retains this attribution limitation. ([investors.teradyne.com](https://investors.teradyne.com/sec-filings/all-sec-filings/content/xx.xx-xx.xx-xx.xx/xx.xx-xx.xx-xx.xx.pdf))
   - Evidence informing base-year allocation inputs; displayed values and growth are calculated: Point-in-time SoC revenue grew approximately xx.xx% while memory declined approximately xx.xx%, qualifying uniform-growth assumptions rather than directly establishing purpose shares. ([investors.teradyne.com](https://investors.teradyne.com/sec-filings/all-sec-filings/content/xx.xx-xx.xx-xx.xx/xx.xx-xx.xx-xx.xx.pdf))
   - Evidence informing forecast-year allocation inputs; displayed values and growth are calculated: Point-in-time SoC revenue grew approximately xx.xx% while memory declined approximately xx.xx%, qualifying uniform-growth assumptions rather than directly establishing purpose shares. ([investors.teradyne.com](https://investors.teradyne.com/sec-filings/all-sec-filings/content/xx.xx-xx.xx-xx.xx/xx.xx-xx.xx-xx.xx.pdf))
   - Evidence informing base-year allocation inputs; displayed values and growth are calculated: Distinguishes platform specifiers from purchasing customers, supporting the requirement for an accepted joint remit rather than inferring it from platform selection. ([investors.teradyne.com](https://investors.teradyne.com/sec-filings/all-sec-filings/content/xx.xx-xx.xx-xx.xx/xx.xx-xx.xx-xx.xx.pdf))
   - Evidence informing forecast-year allocation inputs; displayed values and growth are calculated: Distinguishes platform specifiers from purchasing customers, supporting the requirement for an accepted joint remit rather than inferring it from platform selection.

5. Teradyne, Inc. - Form 10-Q for the Quarterly Period Ended June 28, 2026
   - Evidence informing the 2026 market-value input; displayed series and growth include calculations: First-half 2026 point-in-time revenue was USD xx.xx for SoC and USD xx.xx for memory. Comparable first-half 2025 amounts were USD xx.xx and USD xx.xx independently establishing strong realized growth before the modeled second half. ([investors.teradyne.com](https://investors.teradyne.com/sec-filings/all-sec-filings/content/xx.xx-xx.xx-xx.xx/xx.xx-xx.xx-xx.xx.pdf))
   - Evidence informing forecast-year allocation inputs; displayed values and growth are calculated: First-half 2026 point-in-time SoC revenue of USD xx.xx anchors the scoped and annualized SoC forecast input.
   - Evidence informing forecast-year allocation inputs; displayed values and growth are calculated: First-half 2026 point-in-time memory revenue of USD xx.xx anchors the memory forecast pool; second-half realization remains assumed.
   - Evidence informing forecast-year allocation inputs; displayed values and growth are calculated: The observed memory pool constrains the forecast numerator to which the explicitly assumed small SRAM fraction is applied; SRAM sales are not separately disclosed.
   - Evidence informing forecast-year allocation inputs; displayed values and growth are calculated: The observed memory pool constrains modeled multi-family attribution, but does not independently establish co-primary configuration sales.
   - Evidence informing forecast-year allocation inputs; displayed values and growth are calculated: The scoped memory forecast pool supplies one bounded source of combined-configuration value; the co-primary fraction remains assumed.
6. Cohu, Inc. - Form 10-K for the Fiscal Year Ended December 27, 2025
   - Evidence informing the 2023 market-value input; displayed series and growth include calculations: Cohu reports 2023 systems-semiconductor test and inspection revenue of USD xx.xx. Only an assumed complete-tester and eligible-device portion enters this market. ([sec.gov](https://www.sec.gov/Archives/edgar/data/xx.xx/xx.xx/cohu20251227_10k.htm))
   - Evidence informing the 2024 market-value input; displayed series and growth include calculations: Cohu reports 2024 systems-semiconductor test and inspection revenue of USD xx.xx separately from non-systems revenue. ([sec.gov](https://www.sec.gov/Archives/edgar/data/xx.xx/xx.xx/cohu20251227_10k.htm))
   - Evidence informing the 2025 market-value input; displayed series and growth include calculations: Cohu reports 2025 systems-semiconductor test and inspection revenue of USD xx.xx. Automation, inspection, interfaces and recurring services prevent attribution of the whole company to SoC testers. ([sec.gov](https://www.sec.gov/Archives/edgar/data/xx.xx/xx.xx/cohu20251227_10k.htm))
   - Evidence informing base-year allocation inputs; displayed values and growth are calculated: Cohu describes a primarily direct commercial model supported by targeted independent representatives, supporting direct attribution where the manufacturer remains the contractual seller. ([sec.gov](https://www.sec.gov/Archives/edgar/data/xx.xx/xx.xx/cohu20251227_10k.htm))
   - Evidence informing forecast-year allocation inputs; displayed values and growth are calculated: Cohu describes a primarily direct commercial model supported by targeted independent representatives, supporting direct attribution where the manufacturer remains the contractual seller. ([sec.gov](https://www.sec.gov/Archives/edgar/data/xx.xx/xx.xx/cohu20251227_10k.htm))
   - Evidence informing base-year allocation inputs; displayed values and growth are calculated: Independent-representative commissions are identified in selling expenses; representation alone does not establish title-taking equipment resale or a numerical distributor share. ([sec.gov](https://www.sec.gov/Archives/edgar/data/xx.xx/xx.xx/cohu20251227_10k.htm))
   - Evidence informing forecast-year allocation inputs; displayed values and growth are calculated: Independent-representative commissions are identified in selling expenses; representation alone does not establish title-taking equipment resale or a numerical distributor share. ([sec.gov](https://www.sec.gov/Archives/edgar/data/xx.xx/xx.xx/cohu20251227_10k.htm))

7. Hangzhou Changchuan Technology Co., Ltd. - 2025 Annual Report
   - Evidence informing the 2024 market-value input; displayed series and growth include calculations: The product table reports 2024 tester revenue of CNY xx.xx, distinct from handlers and other products. Its SoC-eligible portion remains modeled. ([static.cninfo.com.cn](https://static.cninfo.com.cn/finalpage/2026-xx.xx-xx.xx/xx.xx.PDF))
   - Evidence informing the 2025 market-value input; displayed series and growth include calculations: The product table reports 2025 tester revenue of CNY xx.xx. The filing's broader analog and digital portfolio requires a scope adjustment rather than inclusion of all tester revenue. ([static.cninfo.com.cn](https://static.cninfo.com.cn/finalpage/2026-xx.xx-xx.xx/xx.xx.PDF))
8. YC Corporation - Business Report for the Year Ended December 31, 2025
   - Evidence informing the 2023 market-value input; displayed series and growth include calculations: The sales table reports KRW xx.xx for the 2023 memory-wafer-tester, semiconductor-equipment, parts, modification and related category. Complete-equipment attribution requires a deduction. ([kind.krx.co.kr](https://kind.krx.co.kr/external/2026/xx.xx/xx.xx/xx.xx/xx.xx/xx.xx.htm))
   - Evidence informing the 2024 market-value input; displayed series and growth include calculations: The comparable 2024 category revenue is KRW xx.xx, not an independently isolated complete-tester total. ([kind.krx.co.kr](https://kind.krx.co.kr/external/2026/xx.xx/xx.xx/xx.xx/xx.xx/xx.xx.htm))
   - Evidence informing the 2025 market-value input; displayed series and growth include calculations: The comparable 2025 category revenue is KRW xx.xx. Parts, modifications and other equipment remain a material scope uncertainty. ([kind.krx.co.kr](https://kind.krx.co.kr/external/2026/xx.xx/xx.xx/xx.xx/xx.xx/xx.xx.htm))
   - Evidence informing base-year allocation inputs; displayed values and growth are calculated: YC reports KRW xx.xx in a broad memory-wafer-tester, parts, modification and related revenue category, constraining the inherited equipment budget.
   - Evidence informing base-year allocation inputs; displayed values and growth are calculated: The company's own business description establishes DRAM equipment activity; the assumed xx.xx% allocation is not disclosed.
   - Evidence informing base-year allocation inputs; displayed values and growth are calculated: NAND equipment participation establishes the nonvolatile commercial mapping; the assumed xx.xx% allocation is not an observed split.
9. Chroma ESG - About Chroma: 2025 Group Financial and Operating Profile
   - Evidence informing the 2025 market-value input; displayed series and growth include calculations: Chroma's own disclosure states 2025 group consolidated revenue of USD xx.xx. This broad corporate amount constrains, but does not directly measure, its eligible complete-SoC-tester revenue. ([csr.chromaate.com](https://csr.chromaate.com/en/esg-en/green-chroma-en/brand-en))
10. Chroma ESG - Green Revenue and Financial Performance, 2025
    - Evidence informing the 2024 market-value input; displayed series and growth include calculations: Chroma reports 2025 consolidated revenue growth of xx.xx%. The model uses this company growth rate to backcast its small 2024 scoped revenue budget at a constant conversion basis, not as an observed 2024 tester subtotal. ([csr.chromaate.com](https://csr.chromaate.com/en/esg-en/green-chroma-en/green-revenue-en))
    - Evidence informing the 2025 market-value input; displayed series and growth include calculations: The disclosure distinguishes broad measurement products and SLT demand, reinforcing the need to exclude unrelated corporate revenue from the SoC/memory tester estimate. ([csr.chromaate.com](https://csr.chromaate.com/en/esg-en/green-chroma-en/green-revenue-en))

11. Federal Reserve Board - Foreign Exchange Rates, G.5A, January 5, 2026

    · Evidence informing the 2023 market-value input; displayed series and growth include calculations: The official annual-average exchange-rate release supplies the currency-conversion benchmark; the model uses JPY xx.xx per USD for its large calendar-2023 Japanese revenue anchor and an explicitly rounded KRW conversion for the smaller Korean budget. ([fred.stlouisfed.org](https://fred.stlouisfed.org/series/AEXJPUS/))

    · Evidence informing the 2024 market-value input; displayed series and growth include calculations: The model uses JPY xx.xx per USD for calendar 2024; small CNY and KRW budgets use disclosed approximate conversion assumptions close to the official annual averages. ([fred.stlouisfed.org](https://fred.stlouisfed.org/series/AEXJPUS/))

    · Evidence informing the 2025 market-value input; displayed series and growth include calculations: The model uses JPY xx.xx per USD for calendar 2025. CNY xx.xx and KRW xx.xx per USD are rounded modeling conventions, not the release's exact observations. ([fred.stlouisfed.org](https://fred.stlouisfed.org/series/AEXJPUS/))

12. SEMI - 2018 Global Semiconductor Equipment Sales Jump to Record USD 64.5 Billion

    · Evidence informing the 2017 market-value input; displayed series and growth include calculations: The association's member-billings release reports xx.xx% growth in total test equipment sales in 2018. Its inverse supplies the 2017 historical proxy; it is not a direct observation of the narrower captured market. ([www1.semi.org](https://www1.semi.org/en/2018-global-semiconductor-equipment-sales-jump-record-xx.xx-billion))

    · Evidence informing the 2018 market-value input; displayed series and growth include calculations: The release reports approximately USD xx.xx of total semiconductor-equipment sales in 2018, used only with the 2019 equipment total as a disclosed broad-cycle proxy. ([www1.semi.org](https://www1.semi.org/en/2018-global-semiconductor-equipment-sales-jump-record-xx.xx-billion))

13. SEMI - 2020 Global Semiconductor Equipment Sales Surge 19% to Industry Record USD 71.2 Billion

    · Evidence informing the 2018 market-value input; displayed series and growth include calculations: The release reports 2019 total equipment billings of USD xx.xx. Relative to the published approximate 2018 total, this supplies a broad-equipment downturn proxy, not an observed SoC/memory tester growth rate. ([semi.org](https://www.semi.org/en/news-media-press/semi-press-releases/annual-global-semiconductor-equipment-sales))

    · Evidence informing the 2019 market-value input; displayed series and growth include calculations: Reported 2020 total-test-equipment growth of xx.xx% supplies the inverse bridge into 2019. ([semi.org](https://www.semi.org/en/news-media-press/semi-press-releases/annual-global-semiconductor-equipment-sales))

    · Evidence informing the 2020 market-value input; displayed series and growth include calculations: The association's member-submitted billings dataset reports xx.xx% total-test-equipment growth in 2020, used as a historical demand-cycle proxy. ([semi.org](https://www.semi.org/en/news-media-press/semi-press-releases/annual-global-semiconductor-equipment-sales))

14. SEMI - 2021 Global Semiconductor Equipment Sales Surge 44% to Industry Record USD 102.6 Billion

    · Evidence informing the 2020 market-value input; displayed series and growth include calculations: Reported total-test-equipment sales growth of xx.xx% in 2021 supports the inverse bridge from the 2021 estimate to 2020. ([semi.org](https://www.semi.org/en/news-media-press-releases/semi-press-releases/2021-global-semiconductor-equipment-sales-surge-xx.xx%xx.xx-to-industry-record-%xx.xx-billion-semi-reports))

    · Evidence informing the 2021 market-value input; displayed series and growth include calculations: The xx.xx% test-equipment increase is a member-billings observation for a broader equipment class, not the final market value returned here. ([semi.org](https://www.semi.org/en/news-media-press-releases/semi-press-releases/2021-global-semiconductor-equipment-sales-surge-xx.xx%xx.xx-to-industry-record-%xx.xx-billion-semi-reports))

15. SEMI - Global Semiconductor Equipment Billings Reach Industry Record USD 107.6 Billion in 2022

    · Evidence informing the 2021 market-value input; displayed series and growth include calculations: The release reports a xx.xx% contraction in total-test-equipment billings in 2022, supporting the inverse historical bridge into 2021. ([semi.org](https://www.semi.org/en/news-media-press-releases/semi-press-releases/global-semiconductor-equipment-billings-reach-industry-record-%xx.xx-billion-in-2022-semi-reports))

16. SEMI - Global Semiconductor Equipment Billings Slip to USD 106.3 Billion in 2023

· Evidence informing the 2023 market-value input; displayed series and growth include calculations: The xx.xx% broader test-equipment decline supplies a historical-cycle constraint and one small-supplier backcast assumption, not the target-market level.
([semi.org](https://www.semi.org/en/news-media-press-releases/semi-press-releases/global-semiconductor-equipment-billings-slip-to-%xx.xx-billion-in-2023-semi-reports))

17. SEMI - Global Semiconductor Equipment Billings Surged to USD 117 Billion in 2024

· Evidence informing the 2024 market-value input; displayed series and growth include calculations: Realized total-test-equipment billings increased xx.xx% in 2024. This independently checks the direction and approximate magnitude of the modeled target-market recovery without substituting the broader category for this market.
([semi.org](https://www.semi.org/en/semi-press-release/global-semiconductor-equipment-billings-surged-to-xx.xx-billion-dollars-in-2024-semi-reports))

18. SEMI - Global Semiconductor Equipment Billings Reached USD 135 Billion in 2025

· Evidence informing the 2025 market-value input; displayed series and growth include calculations: The association reports realized total-test-equipment billings growth of xx.xx% in 2025. The modeled target-market increase of approximately xx.xx% is directionally consistent; differing product boundaries prevent an exact reconciliation.
([semi.org](https://www.semi.org/en/SEMI-Reports-Global-Semiconductor-Equipment-Billings-Reached-xx.xx-Billion-in-2025))

19. Advantest - Annual Securities Report and Business Report for the Year Ended March 31, 2026

- Evidence informing the 2025 market-value input; displayed series and growth include calculations: Note xx.xx identifies customer operating leases of semiconductor test systems and JPY xx.xx of future payments receivable at March xx.xx 2025. This establishes a small supplier-specific leasing activity, not annual global leasing revenue. ([advantest.com](https://www.advantest.com/document/en/investors/ir-library/report/IR_SecuritiesandBusinesReport_84th_en.pdf))
- Evidence informing the 2026 market-value input; displayed series and growth include calculations: Future customer lease payments receivable were JPY xx.xx at March xx.xx 2026; disclosed terms were one to three years and noncancelable. These figures qualify any assumption that OEM leasing is necessarily large or offers flexible exit. ([advantest.com](https://www.advantest.com/document/en/investors/ir-library/report/IR_SecuritiesandBusinesReport_84th_en.pdf))
- Evidence informing base-year allocation inputs; displayed values and growth are calculated: Named NVIDIA-group customer receipts constrain direct fabless purchasing; fiscal/calendar and eligible-equipment attribution remain modeled.
- Evidence informing forecast-year allocation inputs; displayed values and growth are calculated: Named NVIDIA-group customer receipts constrain direct fabless purchasing; fiscal/calendar and eligible-equipment attribution remain modeled.
- Evidence informing base-year allocation inputs; displayed values and growth are calculated: Named TSMC customer receipts anchor the foundry purchasing model; other suppliers and foundries require explicit coverage assumptions.
- Evidence informing forecast-year allocation inputs; displayed values and growth are calculated: Named TSMC customer receipts anchor the foundry purchasing model; other suppliers and foundries require explicit coverage assumptions.
- Evidence informing base-year allocation inputs; displayed values and growth are calculated: The equipment-revenue policy recognizes product revenue when control transfers on contractual delivery or acceptance, supporting the purchase classification rather than service-revenue attribution. ([advantest.com](https://www.advantest.com/document/en/investors/ir-library/report/IR_SecuritiesandBusinesReport_84th_en.pdf))
- Evidence informing forecast-year allocation inputs; displayed values and growth are calculated: The equipment-revenue policy recognizes product revenue when control transfers on contractual delivery or acceptance, supporting the purchase classification rather than service-revenue attribution. ([advantest.com](https://www.advantest.com/document/en/investors/ir-library/report/IR_SecuritiesandBusinesReport_84th_en.pdf))
- Evidence informing base-year allocation inputs; displayed values and growth are calculated: Note xx.xx discloses customer operating leases, one-to-three-year noncancelable terms, and remaining payments of JPY xx.xx and JPY xx.xx at March xx.xx 2025 and March xx.xx 2026. These constrain contractual and adoption assumptions, not annual global leasing revenue or the final forecast share. ([advantest.com](https://www.advantest.com/document/en/investors/ir-library/report/IR_SecuritiesandBusinesReport_84th_en.pdf))
- Evidence informing forecast-year allocation inputs; displayed values and growth are calculated: Note xx.xx discloses customer operating leases, one-to-three-year noncancelable terms, and remaining payments of JPY xx.xx and JPY xx.xx at March xx.xx 2025 and March xx.xx 2026. These constrain contractual and adoption assumptions, not annual global leasing revenue or the final forecast share. ([advantest.com](https://www.advantest.com/document/en/investors/ir-library/report/IR_SecuritiesandBusinesReport_84th_en.pdf))
- Evidence informing base-year allocation inputs; displayed values and growth are calculated: Wholly owned regional test-system sales subsidiaries establish consolidated manufacturer selling, while customer operating leases establish an OEM leasing route; both support the contractual-role allocation premise. ([advantest.com](https://www.advantest.com/document/en/investors/ir-library/report/IR_SecuritiesandBusinesReport_84th_en.pdf))
- Evidence informing forecast-year allocation inputs; displayed values and growth are calculated: Wholly owned regional test-system sales subsidiaries establish consolidated manufacturer selling, while customer operating leases establish an OEM leasing route; both support the contractual-role allocation premise. ([advantest.com](https://www.advantest.com/document/en/investors/ir-library/report/IR_SecuritiesandBusinesReport_84th_en.pdf))
- Evidence informing base-year allocation inputs; displayed values and growth are calculated: Future customer lease payments of JPY xx.xx at March xx.xx 2025 and JPY xx.xx at March xx.xx 2026 are supplier-specific receivables, not annual global merchant lease revenue; they limit rather than verify the leasing assumptions. ([advantest.com](https://www.advantest.com/document/en/investors/ir-library/report/IR_SecuritiesandBusinesReport_84th_en.pdf))

20. Amkor Technology, Inc. - Form 10-K for the Year Ended December 31, 2025

- Evidence informing the 2025 market-value input; displayed series and growth include calculations: Amkor reports 2025 capital expenditures of USD xx.xx versus USD xx.xx in 2024, covering packaging, testing and facilities. The amount is a buyer-spending constraint, not tester-only spending. ([sec.gov](https://www.sec.gov/Archives/edgar/data/xx.xx/xx.xx/amkr-xx.xx.htm))
- Evidence informing the 2026 market-value input; displayed series and growth include calculations: The filing's USD xx.xx-xx.xx 2026 capital-expenditure expectation is primarily increased by Arizona construction. It cannot be treated as an equivalent tester award or annual tester-market increment. ([sec.gov](https://www.sec.gov/Archives/edgar/data/xx.xx/xx.xx/amkr-xx.xx.htm))
- Evidence informing the 2028 market-value input; displayed series and growth include calculations: Standardized tester investment, customer-consigned equipment and equipment-redeployment risks qualify the conversion from announced capacity projects to incremental tester purchases. No project investment is added directly to the 2028 forecast. ([sec.gov](https://www.sec.gov/Archives/edgar/data/xx.xx/xx.xx/amkr-xx.xx.htm))
- Evidence informing the 2029 market-value input; displayed series and growth include calculations: The buyer's broad spending and commitment disclosures support retaining procurement-conversion and reuse uncertainty rather than equating project completion with tester sales. ([sec.gov](https://www.sec.gov/Archives/edgar/data/xx.xx/xx.xx/amkr-xx.xx.htm))
- Evidence informing base-year allocation inputs; displayed values and growth are calculated: The test-equipment accounting-life extension from five to seven years constrains the annualized production denominator against which engineering purchasing is compared. ([sec.gov](https://www.sec.gov/Archives/edgar/data/xx.xx/xx.xx/amkr-xx.xx.htm))
- Evidence informing forecast-year allocation inputs; displayed values and growth are calculated: The test-equipment accounting-life extension from five to seven years constrains the annualized production denominator against which engineering purchasing is compared. ([sec.gov](https://www.sec.gov/Archives/edgar/data/xx.xx/xx.xx/amkr-xx.xx.htm))
- Evidence informing base-year allocation inputs; displayed values and growth are calculated: Seven-year test-equipment accounting life anchors the selected purchasing-frequency proxy; broad capital expenditure is not treated as tester-only spending. ([sec.gov](https://www.sec.gov/Archives/edgar/data/xx.xx/xx.xx/amkr-xx.xx.htm))
- Evidence informing forecast-year allocation inputs; displayed values and growth are calculated: Seven-year test-equipment accounting life anchors the selected purchasing-frequency proxy; broad capital expenditure is not treated as tester-only spending. ([sec.gov](https://www.sec.gov/Archives/edgar/data/xx.xx/xx.xx/amkr-xx.xx.htm))
- Evidence informing base-year allocation inputs; displayed values and growth are calculated: Standardized platforms and customer-consigned testers qualify ownership and reuse attribution; these conditions do not establish accepted joint-purpose deployment. ([sec.gov](https://www.sec.gov/Archives/edgar/data/xx.xx/xx.xx/amkr-xx.xx.htm))
- Evidence informing forecast-year allocation inputs; displayed values and growth are calculated: Standardized platforms and customer-consigned testers qualify ownership and reuse attribution; these conditions do not establish accepted joint-purpose deployment. ([sec.gov](https://www.sec.gov/Archives/edgar/data/xx.xx/xx.xx/amkr-xx.xx.htm))
- Evidence informing base-year allocation inputs; displayed values and growth are calculated: The buyer reports approximately xx.xx% Computing sales and standardized tester investment, providing a representativeness and reuse check, not equipment-market weights. ([sec.gov](https://www.sec.gov/Archives/edgar/data/xx.xx/xx.xx/amkr-xx.xx.htm))
- Evidence informing forecast-year allocation inputs; displayed values and growth are calculated: The buyer reports approximately xx.xx% Computing sales and standardized tester investment, providing a representativeness and reuse check, not equipment-market weights. ([sec.gov](https://www.sec.gov/Archives/edgar/data/xx.xx/xx.xx/amkr-xx.xx.htm))
- Evidence informing base-year allocation inputs; displayed values and growth are calculated: Approximately xx.xx% Communications sales and customer-consigned equipment demonstrate why operator revenue and ownership cannot directly determine tester purchasing shares. ([sec.gov](https://www.sec.gov/Archives/edgar/data/xx.xx/xx.xx/amkr-xx.xx.htm))
- Evidence informing forecast-year allocation inputs; displayed values and growth are calculated: Approximately xx.xx% Communications sales and customer-consigned equipment demonstrate why operator revenue and ownership cannot directly determine tester purchasing shares. ([sec.gov](https://www.sec.gov/Archives/edgar/data/xx.xx/xx.xx/amkr-xx.xx.htm))
- Evidence informing base-year allocation inputs; displayed values and growth are calculated: Approximately xx.xx% Consumer sales provide a buyer-specific countercheck; shared-platform practices do not quantify

21. Teradyne - Magnum 2 Memory Test Solution

- Evidence informing base-year allocation inputs; displayed values and growth are calculated: Magnum xx.xx lists SRAM applications, establishing a commercial category mapping without supplying a revenue weight.
- Evidence informing forecast-year allocation inputs; displayed values and growth are calculated: Magnum xx.xx lists SRAM applications, establishing a commercial category mapping without supplying a revenue weight.
- Evidence informing base-year allocation inputs; displayed values and growth are calculated: DRAM, SRAM, NOR and NAND capability overlaps support mutually exclusive configuration attribution rather than adding advertised capabilities as sales.
- Evidence informing forecast-year allocation inputs; displayed values and growth are calculated: DRAM, SRAM, NOR and NAND capability overlaps support mutually exclusive configuration attribution rather than adding advertised capabilities as sales.
- Evidence informing base-year allocation inputs; displayed values and growth are calculated: Low-end SoC and memory applications identify a candidate combined-capability pool; actual joint customer mandates and numerical fractions remain unmeasured.
- Evidence informing forecast-year allocation inputs; displayed values and growth are calculated: Low-end SoC and memory applications identify a candidate combined-capability pool; actual joint customer mandates and numerical fractions remain unmeasured.
- Evidence informing base-year allocation inputs; displayed values and growth are calculated: Separately identifies an engineering configuration, supporting purpose classification and the direction of the modeled realization difference, not its exact numerical price ratio. ([teradyne.com](https://www.teradyne.com/products/magnum-xx.xx/))
- Evidence informing forecast-year allocation inputs; displayed values and growth are calculated: Separately identifies an engineering configuration, supporting purpose classification and the direction of the modeled realization difference, not its exact numerical price ratio. ([teradyne.com](https://www.teradyne.com/products/magnum-xx.xx/))
- Evidence informing base-year allocation inputs; displayed values and growth are calculated: Separately identifies production configurations, supporting production-purpose attribution rather than classification from family-wide capability alone. ([teradyne.com](https://www.teradyne.com/products/magnum-xx.xx/))
- Evidence informing forecast-year allocation inputs; displayed values and growth are calculated: Separately identifies production configurations, supporting production-purpose attribution rather than classification from family-wide capability alone. ([teradyne.com](https://www.teradyne.com/products/magnum-xx.xx/))
- Evidence informing base-year allocation inputs; displayed values and growth are calculated: Engineering programs can transfer to production versions; this supports conditional continuity but does not measure joint-purpose purchases or the forecast adoption multiplier. ([teradyne.com](https://www.teradyne.com/products/magnum-xx.xx/))
- Evidence informing forecast-year allocation inputs; displayed values and growth are calculated: Engineering programs can transfer to production versions; this supports conditional continuity but does not measure joint-purpose purchases or the forecast adoption multiplier. ([teradyne.com](https://www.teradyne.com/products/magnum-xx.xx/))

22. Advantest - T5835 Memory Test System

- Evidence informing base-year allocation inputs; displayed values and growth are calculated: T5835 is commercially positioned for both DRAM and NAND, supporting the cross-family classification premise but not the modeled co-primary revenue fraction.
- Evidence informing forecast-year allocation inputs; displayed values and growth are calculated: T5835 is commercially positioned for both DRAM and NAND, supporting the cross-family classification premise but not the modeled co-primary revenue fraction.

23. Advantest - T5503HS2 Memory Test System
    - Evidence informing base-year allocation inputs; displayed values and growth are calculated: DRAM/HBM product positioning establishes category mapping; the documented installed-T5503 upgrade path supports retaining upgrade-substitution uncertainty rather than assuming universal replacement.
    - Evidence informing forecast-year allocation inputs; displayed values and growth are calculated: DRAM/HBM product positioning establishes category mapping; the documented installed-T5503 upgrade path supports retaining upgrade-substitution uncertainty rather than assuming universal replacement.
24. Advantest will Showcase Latest Memory Test Solutions at Future of Memory and Storage 2024
    - Evidence informing base-year allocation inputs; displayed values and growth are calculated: The August xx.xx 2024 announcement identifies T5835 among promoted memory offerings, establishing pre-base-year commercial positioning without proving customer acceptance or sales mix.
25. Advantest - V93000 SoC Test Systems
    - Evidence informing base-year allocation inputs; displayed values and growth are calculated: Advantest classifies V93000 as a SoC Test System, supporting the commercial mapping of its reported SoC equipment pool without establishing a sales percentage.
    - Evidence informing forecast-year allocation inputs; displayed values and growth are calculated: Advantest classifies V93000 as a SoC Test System, supporting the commercial mapping of its reported SoC equipment pool without establishing a sales percentage.
    - Evidence informing base-year allocation inputs; displayed values and growth are calculated: V93000 documentation identifies reusable programs and interface hardware across generations and supplier-developed SmarTest software. These support the retained-investment condition, not a measured switching rate or forecast share. ([advantest.com](https://www.advantest.com/en/products/semiconductor-test-system/soc/v93000/))
    - Evidence informing forecast-year allocation inputs; displayed values and growth are calculated: V93000 documentation identifies reusable programs and interface hardware across generations and supplier-developed SmarTest software. These support the retained-investment condition, not a measured switching rate or forecast share. ([advantest.com](https://www.advantest.com/en/products/semiconductor-test-system/soc/v93000/))
26. Emerson Electric Co. - Form 10-K for the Year Ended September 30, 2025
    - Evidence informing base-year allocation inputs; displayed values and growth are calculated: Reported Test & Measurement sales of USD xx.xx in FY2025 and USD xx.xx in FY2024 constrain the broad NI revenue proxy, not complete SoC/memory tester revenue. ([ir.emerson.com](https://ir.emerson.com/sec-filings/all-sec-filings/content/xx.xx-xx.xx-xx.xx/emr-xx.xx.htm))
27. Emerson Electric Co. - Form 10-Q for the Quarter Ended December 31, 2025
    - Evidence informing base-year allocation inputs; displayed values and growth are calculated: December-quarter Test & Measurement sales of USD xx.xx versus USD xx.xx supply the approximate calendar bridge. Prior-period segment presentation was reclassified, limiting level comparability. ([sec.gov](https://www.sec.gov/Archives/edgar/data/xx.xx/xx.xx/emr-xx.xx.htm))
28. National Instruments Corporation - 2022 Annual Report
    - Evidence informing base-year allocation inputs; displayed values and growth are calculated: Semiconductor and Electronics represented approximately xx.xx% of NI's 2022 revenue, with approximately half from production test and half from R&D test. These historical mix observations calibrate, but do not verify, the 2025 scoped equipment budget. ([sec.gov](https://www.sec.gov/Archives/edgar/data/xx.xx/xx.xx/ny20006399x3_ars.pdf))

29. Advantest - FY2025 Financial Briefing, April 27, 2026

· Evidence informing base-year allocation inputs; displayed values and growth are calculated: Automotive/industrial/consumer/DDIC represented approximately xx.xx% and xx.xx% of fiscal SoC sales in FY2024 and FY2025, rounded to five-percentage-point increments. These application proportions constrain the mainstream equipment attribution. ([advantest.com](https://www.advantest.com/document/en/investors/ir-library/result/JE_BIZ_260427_slide.pdf))

· Evidence informing forecast-year allocation inputs; displayed values and growth are calculated: Automotive/industrial/consumer/DDIC represented approximately xx.xx% and xx.xx% of fiscal SoC sales in FY2024 and FY2025, rounded to five-percentage-point increments. These application proportions constrain the mainstream equipment attribution. ([advantest.com](https://www.advantest.com/document/en/investors/ir-library/result/JE_BIZ_260427_slide.pdf))

· Evidence informing base-year allocation inputs; displayed values and growth are calculated: Fiscal SoC sales increased from JPY xx.xx to JPY xx.xx, while computing/communications represented approximately xx.xx% of FY2025 SoC sales. This supports differentiated application-growth assumptions, not a directly observed proprietary share or future allocation. ([advantest.com](https://www.advantest.com/document/en/investors/ir-library/result/JE_BIZ_260427_slide.pdf))

· Evidence informing forecast-year allocation inputs; displayed values and growth are calculated: Fiscal SoC sales increased from JPY xx.xx to JPY xx.xx, while computing/communications represented approximately xx.xx% of FY2025 SoC sales. This supports differentiated application-growth assumptions, not a directly observed proprietary share or future allocation. ([advantest.com](https://www.advantest.com/document/en/investors/ir-library/result/JE_BIZ_260427_slide.pdf))

30. Advantest - Annual Report 2005

· Evidence informing base-year allocation inputs; displayed values and growth are calculated: The report identifies T2000's OPENSTAR basis and publicly available specifications developed through the Semiconductor Test Consortium. This supports historical standards classification only; its historical market-share statements are not used. ([www3.advantest.com](https://www3.advantest.com/documents/xx.xx/xx.xx/pdf_investor_AR2005_en.pdf))

· Evidence informing forecast-year allocation inputs; displayed values and growth are calculated: The report identifies T2000's OPENSTAR basis and publicly available specifications developed through the Semiconductor Test Consortium. This supports historical standards classification only; its historical market-share statements are not used. ([www3.advantest.com](https://www3.advantest.com/documents/xx.xx/xx.xx/pdf_investor_AR2005_en.pdf))

31. Advantest - What Is ATE (Automated Test Equipment)? Roles, Systems & Future Outlook

· Evidence informing base-year allocation inputs; displayed values and growth are calculated: Current company positioning identifies T2000 as open architecture and associates it with microcontroller and automotive applications, supporting continuity of the classification premise without measuring sales. ([advantest.com](https://www.advantest.com/en/semiconductor-basics/automated-test-equipment/))

· Evidence informing forecast-year allocation inputs; displayed values and growth are calculated: Current company positioning identifies T2000 as open architecture and associates it with microcontroller and automotive applications, supporting continuity of the classification premise without measuring sales. ([advantest.com](https://www.advantest.com/en/semiconductor-basics/automated-test-equipment/))

· Evidence informing base-year allocation inputs; displayed values and growth are calculated: The company distinguishes V93000's supplier-specific architecture from T2000's open-architecture positioning, supporting platform-level rather than supplier-wide classification. ([advantest.com](https://www.advantest.com/en/semiconductor-basics/automated-test-equipment/))

· Evidence informing forecast-year allocation inputs; displayed values and growth are calculated: The company distinguishes V93000's supplier-specific architecture from T2000's open-architecture positioning, supporting platform-level rather than supplier-wide classification. ([advantest.com](https://www.advantest.com/en/semiconductor-basics/automated-test-equipment/))

32. NI - What Is the Semiconductor Test System (STS)?

· Evidence informing base-year allocation inputs; displayed values and growth are calculated: STS is an integrated PXI-based ATE offering with broad RF, mixed-signal and MEMS positioning. This establishes the architecture and turnkey commercial model while requiring deductions for applications outside the captured SoC/memory boundary. ([ni.com](https://www.ni.com/en/shop/electronic-test-instrumentation/what-is-the-semiconductor-test-system.html))

· Evidence informing forecast-year allocation inputs; displayed values and growth are calculated: STS is an integrated PXI-based ATE offering with broad RF, mixed-signal and MEMS positioning. This establishes the architecture and turnkey commercial model while requiring deductions for applications outside the captured SoC/memory boundary. ([ni.com](https://www.ni.com/en/shop/electronic-test-instrumentation/what-is-the-semiconductor-test-system.html))

33. Marvin Test Solutions - PXIe Semiconductor Test System, TS-960e Series

· Evidence informing base-year allocation inputs; displayed values and growth are calculated: TS-960e is marketed as a complete integrated PXI Express semiconductor system for SoC applications, including proprietary application elements. It establishes commercial category participation, not the modeled smaller-system shipment count or price. ([marvintest.com](https://www.marvintest.com/Product/TS-960e-Series))

34. Emerson Electric Co. - Form 10-Q for the Quarter Ended June 30, 2026

· Evidence informing forecast-year allocation inputs; displayed values and growth are calculated: Nine-month Test & Measurement revenue of USD xx.xx versus USD xx.xx provides the broad growth calibration for the assumed 2026 eligible-equipment increase. Semiconductor and aerospace/defense both contributed, so the disclosure does not isolate open-standard SoC/memory sales. ([ir.emerson.com](https://ir.emerson.com/sec-filings/all-sec-filings/content/xx.xx-xx.xx-xx.xx/emr-xx.xx.htm))

35. PXI Systems Alliance - What Is PXI

· Evidence informing base-year allocation inputs; displayed values and growth are calculated: The association defines PXI as an open modular standard with a multi-vendor ecosystem and distinguishes its building blocks from completed application systems. This supports the governing-architecture boundary, not sales weights. ([pxisa.org](https://pxisa.org/what-is-pxi/))

· Evidence informing forecast-year allocation inputs; displayed values and growth are calculated: The association defines PXI as an open modular standard with a multi-vendor ecosystem and distinguishes its building blocks from completed application systems. This supports the governing-architecture boundary, not sales weights. ([pxisa.org](https://pxisa.org/what-is-pxi/))

36. Test Services - UTAC Group

- Evidence informing base-year allocation inputs; displayed values and growth are calculated: Reports xx.xx+ test engineers alongside 2,000+ testers, anchoring the engineering-station proxy used in the base model and carried into the forecast; it does not disclose purpose sales shares. ([utacgroup.com](https://utacgroup.com/test-services/))
- Evidence informing forecast-year allocation inputs; displayed values and growth are calculated: Reports xx.xx+ test engineers alongside 2,000+ testers, anchoring the engineering-station proxy used in the base model and carried into the forecast; it does not disclose purpose sales shares. ([utacgroup.com](https://utacgroup.com/test-services/))
- Evidence informing base-year allocation inputs; displayed values and growth are calculated: The 2,000+ tester fleet provides an operator-stock benchmark that is converted to annual value only through the disclosed purchasing-frequency assumptions. ([utacgroup.com](https://utacgroup.com/test-services/))
- Evidence informing forecast-year allocation inputs; displayed values and growth are calculated: The 2,000+ tester fleet provides an operator-stock benchmark that is converted to annual value only through the disclosed purchasing-frequency assumptions. ([utacgroup.com](https://utacgroup.com/test-services/))
- Evidence informing base-year allocation inputs; displayed values and growth are calculated: Advertises engineering services and production testing within the same business, supporting commercial coexistence but not the assumed accepted joint-purpose percentage or future adoption. ([utacgroup.com](https://utacgroup.com/test-services/))
- Evidence informing forecast-year allocation inputs; displayed values and growth are calculated: Advertises engineering services and production testing within the same business, supporting commercial coexistence but not the assumed accepted joint-purpose percentage or future adoption. ([utacgroup.com](https://utacgroup.com/test-services/))

37. Efforts to Provide Value Through Business - Advantest

- Evidence informing base-year allocation inputs; displayed values and growth are calculated: States typical customer equipment use of xx.xx-xx.xx years, providing a longer-use sensitivity for the stock-to-purchasing-value bridge rather than a measured engineering share. ([advantest.com](https://www.advantest.com/en/about/sustainability/society/responding-product-liability/))
- Evidence informing base-year allocation inputs; displayed values and growth are calculated: The xx.xx-xx.xx-year use period constrains replacement assumptions and is distinguished from the buyer accounting-life proxy used in the working model. ([advantest.com](https://www.advantest.com/en/about/sustainability/society/responding-product-liability/))

38. A New Approach for IC Test - Leveraging the Strength of the PXI Platform - NI

- Evidence informing base-year allocation inputs; displayed values and growth are calculated: Describes scalable characterization and production configurations and the commercial constraints of traditional laboratory ATE, supporting a distinct engineering purchasing model. ([ni.com](https://www.ni.com/en/shop/electronic-test-instrumentation/what-is-the-semiconductor-test-system/a-new-approach-for-ic-test---leveraging-the-strength-of-the-pxi-.html))
- Evidence informing forecast-year allocation inputs; displayed values and growth are calculated: Describes scalable characterization and production configurations and the commercial constraints of traditional laboratory ATE, supporting a distinct engineering purchasing model. ([ni.com](https://www.ni.com/en/shop/electronic-test-instrumentation/what-is-the-semiconductor-test-system/a-new-approach-for-ic-test---leveraging-the-strength-of-the-pxi-.html))
- Evidence informing base-year allocation inputs; displayed values and growth are calculated: Shared hardware and software support a continuity scenario, but the record provides neither accepted joint-deployment revenue nor future penetration; both remain explicit assumptions. ([ni.com](https://www.ni.com/en/shop/electronic-test-instrumentation/what-is-the-semiconductor-test-system/a-new-approach-for-ic-test---leveraging-the-strength-of-the-pxi-.html))
- Evidence informing forecast-year allocation inputs; displayed values and growth are calculated: Shared hardware and software support a continuity scenario, but the record provides neither accepted joint-deployment revenue nor future penetration; both remain explicit assumptions. ([ni.com](https://www.ni.com/en/shop/electronic-test-instrumentation/what-is-the-semiconductor-test-system/a-new-approach-for-ic-test---leveraging-the-strength-of-the-pxi-.html))

39. Teradyne - 2025 Annual Report to Shareholders
    - Evidence informing base-year allocation inputs; displayed values and growth are calculated: The USD xx.xx Compute application weight anchors the scoped Computing allocation. ([investors.teradyne.com](https://investors.teradyne.com/sec-filings/all-sec-filings/content/xx.xx-xx.xx-xx.xx/xx.xx-xx.xx-xx.xx.pdf))
    - Evidence informing base-year allocation inputs; displayed values and growth are calculated: The USD xx.xx Mobility weight and networking exposure support the modeled Communications bridge. ([investors.teradyne.com](https://investors.teradyne.com/sec-filings/all-sec-filings/content/xx.xx-xx.xx-xx.xx/xx.xx-xx.xx-xx.xx.pdf))
    - Evidence informing base-year allocation inputs; displayed values and growth are calculated: Published application buckets constrain the budget, but the consumer carve-out is an explicit attribution assumption. ([investors.teradyne.com](https://investors.teradyne.com/sec-filings/all-sec-filings/content/xx.xx-xx.xx-xx.xx/xx.xx-xx.xx-xx.xx.pdf))
    - Evidence informing base-year allocation inputs; displayed values and growth are calculated: USD xx.xx Auto-Industrial revenue supplies the pre-exclusion pool, not an observed Automotive subtotal. ([investors.teradyne.com](https://investors.teradyne.com/sec-filings/all-sec-filings/content/xx.xx-xx.xx-xx.xx/xx.xx-xx.xx-xx.xx.pdf))
    - Evidence informing base-year allocation inputs; displayed values and growth are calculated: The shared Auto-Industrial pool constrains Industrial Electronics after scope and end-use adjustments. ([investors.teradyne.com](https://investors.teradyne.com/sec-filings/all-sec-filings/content/xx.xx-xx.xx-xx.xx/xx.xx-xx.xx-xx.xx.pdf))
    - Evidence informing base-year allocation inputs; displayed values and growth are calculated: The application budget constrains the modeled specialized tail; separate Product Test defense revenue is excluded. ([investors.teradyne.com](https://investors.teradyne.com/sec-filings/all-sec-filings/content/xx.xx-xx.xx-xx.xx/xx.xx-xx.xx-xx.xx.pdf))
40. TSMC - 2025 Form 20-F
    - Evidence informing base-year allocation inputs; displayed values and growth are calculated: 2025 HPC revenue of NT$xx.xx anchors the adjusted logic-demand proxy; networking is separated by assumption. ([investor.tsmc.com](https://investor.tsmc.com/sites/ir/sec-filings/2025_20F%20Report.pdf))
    - Evidence informing base-year allocation inputs; displayed values and growth are calculated: Smartphone revenue of NT$xx.xx and networking within HPC constrain Communications, with an explicit equipment-intensity bridge. ([investor.tsmc.com](https://investor.tsmc.com/sites/ir/sec-filings/2025_20F%20Report.pdf))
41. Micron Technology - Form 10-K for the Year Ended August 28, 2025
    - Evidence informing base-year allocation inputs; displayed values and growth are calculated: Cloud, data-center and client business revenues constrain Computing's memory-equipment proxy, not equipment receipts directly. ([s25.q4cdn.com](https://s25.q4cdn.com/xx.xx/files/doc_financials/2025/ar/2025-Form-xx.xx-K.pdf))
    - Evidence informing base-year allocation inputs; displayed values and growth are calculated: Mobile/client and data-center revenues provide the economic pool for modeled mobile and networking attribution. ([s25.q4cdn.com](https://s25.q4cdn.com/xx.xx/files/doc_financials/2025/ar/2025-Form-xx.xx-K.pdf))
    - Evidence informing base-year allocation inputs; displayed values and growth are calculated: USD xx.xx Automotive and Embedded revenue constrains the modeled consumer-memory tail. ([s25.q4cdn.com](https://s25.q4cdn.com/xx.xx/files/doc_financials/2025/ar/2025-Form-xx.xx-K.pdf))
    - Evidence informing base-year allocation inputs; displayed values and growth are calculated: The embedded business supplies a bounded activity proxy requiring scope, realization and end-use adjustments. ([s25.q4cdn.com](https://s25.q4cdn.com/xx.xx/files/doc_financials/2025/ar/2025-Form-xx.xx-K.pdf))
    - Evidence informing base-year allocation inputs; displayed values and growth are calculated: The embedded business constrains Industrial Electronics memory activity; its equipment conversion is assumed. ([s25.q4cdn.com](https://s25.q4cdn.com/xx.xx/files/doc_financials/2025/ar/2025-Form-xx.xx-K.pdf))
    - Evidence informing base-year allocation inputs; displayed values and growth are calculated: The embedded pool bounds the specialized-memory tail; no separate defense revenue is reported. ([s25.q4cdn.com](https://s25.q4cdn.com/xx.xx/files/doc_financials/2025/ar/2025-Form-xx.xx-K.pdf))

42. Semiconductor Industry Association - 2025 Factbook

· Evidence informing base-year allocation inputs; displayed values and growth are calculated: 2024 PC/Computer semiconductor demand of xx.xx% enters only the scope-adjusted secondary-supplier proxy. ([semiconductors.org](https://www.semiconductors.org/wp-content/uploads/2025/xx.xx/2025-SIA-Factbook-FINAL-xx.xx.pdf))

· Evidence informing base-year allocation inputs; displayed values and growth are calculated: 2024 Communications demand of xx.xx% is adjusted for eligible equipment scope before use. ([semiconductors.org](https://www.semiconductors.org/wp-content/uploads/2025/xx.xx/2025-SIA-Factbook-FINAL-xx.xx.pdf))

· Evidence informing base-year allocation inputs; displayed values and growth are calculated: Consumer semiconductor demand of xx.xx% anchors the adjusted minor-application weights. ([semiconductors.org](https://www.semiconductors.org/wp-content/uploads/2025/xx.xx/2025-SIA-Factbook-FINAL-xx.xx.pdf))

· Evidence informing base-year allocation inputs; displayed values and growth are calculated: Automotive demand of xx.xx% is reduced for non-SoC exposure in the commercial proxy. ([semiconductors.org](https://www.semiconductors.org/wp-content/uploads/2025/xx.xx/2025-SIA-Factbook-FINAL-xx.xx.pdf))

· Evidence informing base-year allocation inputs; displayed values and growth are calculated: Industrial demand of xx.xx% anchors a scope-adjusted weight, not a tester-equipment share. ([semiconductors.org](https://www.semiconductors.org/wp-content/uploads/2025/xx.xx/2025-SIA-Factbook-FINAL-xx.xx.pdf))

· Evidence informing base-year allocation inputs; displayed values and growth are calculated: Government demand of xx.xx%, including military, constrains the specialized end-use proxy. ([semiconductors.org](https://www.semiconductors.org/wp-content/uploads/2025/xx.xx/2025-SIA-Factbook-FINAL-xx.xx.pdf))

43. WSTS - Semiconductor Market Insights, October 2024

- Evidence informing base-year allocation inputs; displayed values and growth are calculated: The detailed Consumer definition includes entertainment products, household white goods and personal wearables, supporting consistent end-use attribution. ([semiconductors.org](https://www.semiconductors.org/wp-content/uploads/2025/xx.xx/WSTS-Presentation-Subscription-Oct2024.pdf))
- Evidence informing forecast-year allocation inputs; displayed values and growth are calculated: The detailed Consumer definition includes entertainment products, household white goods and personal wearables, supporting consistent end-use attribution. ([semiconductors.org](https://www.semiconductors.org/wp-content/uploads/2025/xx.xx/WSTS-Presentation-Subscription-Oct2024.pdf))
- Evidence informing base-year allocation inputs; displayed values and growth are calculated: Industrial includes professional test, control and measuring equipment, distinguishing it from household consumer equipment. ([semiconductors.org](https://www.semiconductors.org/wp-content/uploads/2025/xx.xx/WSTS-Presentation-Subscription-Oct2024.pdf))
- Evidence informing forecast-year allocation inputs; displayed values and growth are calculated: Industrial includes professional test, control and measuring equipment, distinguishing it from household consumer equipment. ([semiconductors.org](https://www.semiconductors.org/wp-content/uploads/2025/xx.xx/WSTS-Presentation-Subscription-Oct2024.pdf))
- Evidence informing base-year allocation inputs; displayed values and growth are calculated: Government is defined as military and aerospace in the detailed end-use illustration, supporting the retained category mapping. ([semiconductors.org](https://www.semiconductors.org/wp-content/uploads/2025/xx.xx/WSTS-Presentation-Subscription-Oct2024.pdf))
- Evidence informing forecast-year allocation inputs; displayed values and growth are calculated: Government is defined as military and aerospace in the detailed end-use illustration, supporting the retained category mapping. ([semiconductors.org](https://www.semiconductors.org/wp-content/uploads/2025/xx.xx/WSTS-Presentation-Subscription-Oct2024.pdf))

44. NXP Semiconductors - Form 10-K for the Year Ended December 31, 2025

- Evidence informing base-year allocation inputs; displayed values and growth are calculated: 2025 Automotive revenue of USD xx.xx, down xx.xx%, qualifies assumptions of immediate equipment-demand acceleration. ([sec.gov](https://www.sec.gov/Archives/edgar/data/xx.xx/xx.xx/nxpi-xx.xx.htm))
- Evidence informing forecast-year allocation inputs; displayed values and growth are calculated: 2025 Automotive revenue of USD xx.xx, down xx.xx%, qualifies assumptions of immediate equipment-demand acceleration. ([sec.gov](https://www.sec.gov/Archives/edgar/data/xx.xx/xx.xx/nxpi-xx.xx.htm))
- Evidence informing base-year allocation inputs; displayed values and growth are calculated: Industrial & IoT revenue of USD xx.xx increased xx.xx%, constraining the near-term recovery assumption rather than measuring tester sales. ([sec.gov](https://www.sec.gov/Archives/edgar/data/xx.xx/xx.xx/nxpi-xx.xx.htm))
- Evidence informing forecast-year allocation inputs; displayed values and growth are calculated: Industrial & IoT revenue of USD xx.xx increased xx.xx%, constraining the near-term recovery assumption rather than measuring tester sales. ([sec.gov](https://www.sec.gov/Archives/edgar/data/xx.xx/xx.xx/nxpi-xx.xx.htm))

45. NXP Semiconductors - Product Longevity
    - Evidence informing forecast-year allocation inputs; displayed values and growth are calculated: Participating products have minimum xx.xx- or xx.xx-year longevity periods; these do not establish tester replacement or support periods.
    ([nxp.com](https://www.nxp.com/products/nxp-product-information/nxp-product-programs/product-longevity%3APRDCT_LONGEVITY_HM))
    - Evidence informing forecast-year allocation inputs; displayed values and growth are calculated: The disclosed longevity condition supports retaining lifecycle uncertainty rather than inferring automatic recurring equipment purchases.
    ([nxp.com](https://www.nxp.com/products/nxp-product-information/nxp-product-programs/product-longevity%3APRDCT_LONGEVITY_HM))
46. DLA ASSIST-QuickSearch - MIL-PRF-38535 Document Details
    - Evidence informing base-year allocation inputs; displayed values and growth are calculated: The official record concerns covered microcircuits and manufacturer qualification, not tester-brand approval or equipment awards; no qualification-derived revenue premium is assumed.
    ([quicksearch.dla.mil](https://quicksearch.dla.mil/qsDocDetails.aspx?ident_number=xx.xx))
    - Evidence informing forecast-year allocation inputs; displayed values and growth are calculated: The official record concerns covered microcircuits and manufacturer qualification, not tester-brand approval or equipment awards; no qualification-derived revenue premium is assumed.
    ([quicksearch.dla.mil](https://quicksearch.dla.mil/qsDocDetails.aspx?ident_number=xx.xx))
47. ASE Technology Holding - Fourth Quarter and Full Year 2025 Financial Results, Form 6-K, February 5, 2026
    - Evidence informing base-year allocation inputs; displayed values and growth are calculated: ASE reports USD xx.xx of 2025 testing-equipment capital expenditure, a monetary purchasing anchor before complete-tester scope deductions.
    - Evidence informing forecast-year allocation inputs; displayed values and growth are calculated: ASE reports USD xx.xx of 2025 testing-equipment capital expenditure, a monetary purchasing anchor before complete-tester scope deductions.
48. ChipMOS - FY2025 and Fourth Quarter 2025 Investor Presentation
    - Evidence informing base-year allocation inputs; displayed values and growth are calculated: The presentation reports TWD xx.xx of 2025 capital expenditure and a xx.xx% testing allocation; currency and complete-tester attribution are modeled bridges.
    - Evidence informing forecast-year allocation inputs; displayed values and growth are calculated: The presentation reports TWD xx.xx of 2025 capital expenditure and a xx.xx% testing allocation; currency and complete-tester attribution are modeled bridges.
49. Alchip - Advanced Testing Services
    - Evidence informing base-year allocation inputs; displayed values and growth are calculated: Alchip identifies an owned V93K hosted at a test house. This supports category and ownership attribution, not annual purchase quantities, prices or the forecast.
    - Evidence informing forecast-year allocation inputs; displayed values and growth are calculated: Alchip identifies an owned V93K hosted at a test house. This supports category and ownership attribution, not annual purchase quantities, prices or the forecast.
50. University of Utah Nanofab - Verigy Tester
    - Evidence informing base-year allocation inputs; displayed values and growth are calculated: The university lists a V93000 SoC platform and access arrangement. This establishes an institutional equipment category, not a 2025 purchase or future procurement.
    - Evidence informing forecast-year allocation inputs; displayed values and growth are calculated: The university lists a V93000 SoC platform and access arrangement. This establishes an institutional equipment category, not a 2025 purchase or future procurement.

51. TEAM A.T.E. - Services

- Evidence informing base-year allocation inputs; displayed values and growth are calculated: The company describes pre-owned purchases and sales across SoC and memory ATE, supporting inclusion of eligible secondary-market purchases. Its undated offering page supplies category evidence, not 2025 transaction value. ([team-ate.com](https://www.team-ate.com/services))
- Evidence informing forecast-year allocation inputs; displayed values and growth are calculated: The company describes pre-owned purchases and sales across SoC and memory ATE, supporting inclusion of eligible secondary-market purchases. Its undated offering page supplies category evidence, not 2025 transaction value. ([team-ate.com](https://www.team-ate.com/services))
- Evidence informing base-year allocation inputs; displayed values and growth are calculated: System rentals, rent-to-own arrangements and leases establish a third-party equipment-access route. The stated field-service limitation qualifies universal availability; neither the offering nor its category list supplies numerical leasing weights. ([team-ate.com](https://www.team-ate.com/services))
- Evidence informing forecast-year allocation inputs; displayed values and growth are calculated: System rentals, rent-to-own arrangements and leases establish a third-party equipment-access route. The stated field-service limitation qualifies universal availability; neither the offering nor its category list supplies numerical leasing weights. ([team-ate.com](https://www.team-ate.com/services))
- Evidence informing base-year allocation inputs; displayed values and growth are calculated: The company distinguishes its representation activities from inventory-based equipment transactions, supporting role-specific classification rather than assigning every represented OEM transaction to resale. ([team-ate.com](https://www.team-ate.com/services))
- Evidence informing forecast-year allocation inputs; displayed values and growth are calculated: The company distinguishes its representation activities from inventory-based equipment transactions, supporting role-specific classification rather than assigning every represented OEM transaction to resale. ([team-ate.com](https://www.team-ate.com/services))
- Evidence informing base-year allocation inputs; displayed values and growth are calculated: Purchasing surplus equipment for inventory, SoC/memory equipment offerings and rental/lease arrangements establish merchant commercial routes. The absence of a worldwide field-service organization qualifies support assumptions but supplies no revenue weight. ([team-ate.com](https://www.team-ate.com/services))
- Evidence informing forecast-year allocation inputs; displayed values and growth are calculated: Purchasing surplus equipment for inventory, SoC/memory equipment offerings and rental/lease arrangements establish merchant commercial routes. The absence of a worldwide field-service organization qualifies support assumptions but supplies no revenue weight. ([team-ate.com](https://www.team-ate.com/services))

52. Advantest Pre-Owned Solutions - Business

- Evidence informing base-year allocation inputs; displayed values and growth are calculated: The OEM's pre-owned business includes equipment resale, license switching, installation and maintenance support. This supports the purchase boundary beyond new equipment, without establishing resale revenue or a future share. ([advantest.com](https://www.advantest.com/en/customer-services/apo/business/))
- Evidence informing forecast-year allocation inputs; displayed values and growth are calculated: The OEM's pre-owned business includes equipment resale, license switching, installation and maintenance support. This supports the purchase boundary beyond new equipment, without establishing resale revenue or a future share. ([advantest.com](https://www.advantest.com/en/customer-services/apo/business/))
- Evidence informing base-year allocation inputs; displayed values and growth are calculated: OEM-managed pre-owned transactions include license switching, installation and maintenance, supporting direct classification when the consolidated manufacturer is the seller regardless of equipment age. ([advantest.com](https://www.advantest.com/en/customer-services/apo/business/))
- Evidence informing forecast-year allocation inputs; displayed values and growth are calculated: OEM-managed pre-owned transactions include license switching, installation and maintenance, supporting direct classification when the consolidated manufacturer is the seller regardless of equipment age. ([advantest.com](https://www.advantest.com/en/customer-services/apo/business/))
- Evidence informing base-year allocation inputs; displayed values and growth are calculated: The OEM-managed resale alternative qualifies an assumption that all pre-owned equipment passes through independent resellers and provides a commercial counterforce to merchant growth, without measuring its magnitude. ([advantest.com](https://www.advantest.com/en/customer-services/apo/business/))
- Evidence informing forecast-year allocation inputs; displayed values and growth are calculated: The OEM-managed resale alternative qualifies an assumption that all pre-owned equipment passes through independent resellers and provides a commercial counterforce to merchant growth, without measuring its magnitude. ([advantest.com](https://www.advantest.com/en/customer-services/apo/business/))

53. IFRS Foundation - IFRIC Update March 2023: Definition of a Lease-Substitution Rights

- Evidence informing base-year allocation inputs; displayed values and growth are calculated: The identified-asset, control and substantive-substitution criteria support distinguishing equipment leasing from outsourced testing services. This is a classification premise for both anchors, not evidence of market prevalence. ([ifrs.org](https://www.ifrs.org/news-and-events/updates/ifric/2023/ifric-update-march-2023/))
- Evidence informing forecast-year allocation inputs; displayed values and growth are calculated: The identified-asset, control and substantive-substitution criteria support distinguishing equipment leasing from outsourced testing services. This is a classification premise for both anchors, not evidence of market prevalence. ([ifrs.org](https://www.ifrs.org/news-and-events/updates/ifric/2023/ifric-update-march-2023/))

54. Spirox Corporation - 2025 Annual Report

- Evidence informing base-year allocation inputs; displayed values and growth are calculated: Consolidated revenue decreased from NTD xx.xx in 2024 to NTD xx.xx in 2025, providing a mixed-product intermediary countercheck to uniform channel growth rather than a global allocation weight. ([file.spirox.com.tw](https://file.spirox.com.tw/Annual%20Reports/2025/xx.xx%E5%B9%B4%E5%BA%A6%E5%B9%B4%E5%A0%B1%xx.xx%E8%8B%B1%E6%xx.xx%xx.xx%xx.xx.pdf))
- Evidence informing forecast-year allocation inputs; displayed values and growth are calculated: Consolidated revenue decreased from NTD xx.xx in 2024 to NTD xx.xx in 2025, providing a mixed-product intermediary countercheck to uniform channel growth rather than a global allocation weight. ([file.spirox.com.tw](https://file.spirox.com.tw/Annual%20Reports/2025/xx.xx%E5%B9%B4%E5%BA%A6%E5%B9%B4%E5%A0%B1%xx.xx%E8%8B%B1%E6%xx.xx%xx.xx%xx.xx.pdf))
- Evidence informing base-year allocation inputs; displayed values and growth are calculated: Semiconductor-equipment revenue was NTD xx.xx in 2025, separately from service and maintenance. Agency/distribution, own products and adjacent equipment prevent attributing the full amount to merchant SoC/memory tester sales. ([file.spirox.com.tw](https://file.spirox.com.tw/Annual%20Reports/2025/xx.xx%E5%B9%B4%E5%BA%A6%E5%B9%B4%E5%A0%B1%xx.xx%E8%8B%B1%E6%xx.xx%xx.xx%xx.xx.pdf))
- Evidence informing forecast-year allocation inputs; displayed values and growth are calculated: Semiconductor-equipment revenue was NTD xx.xx in 2025, separately from service and maintenance. Agency/distribution, own products and adjacent equipment prevent attributing the full amount to merchant SoC/memory tester sales. ([file.spirox.com.tw](https://file.spirox.com.tw/Annual%20Reports/2025/xx.xx%E5%B9%B4%E5%BA%A6%E5%B9%B4%E5%A0%B1%xx.xx%E8%8B%B1%E6%xx.xx%xx.xx%xx.xx.pdf))

55. KYEC (2449) - Q4 2025 Investor Update

- Evidence informing base-year allocation inputs; displayed values and growth are calculated: KYEC reports 2025 wafer-probe revenue at xx.xx%; this is a buyer-activity input requiring the disclosed equipment-value and coverage corrections, not a directly observed tester share.
- Evidence informing forecast-year allocation inputs; displayed values and growth are calculated: KYEC reports 2025 wafer-probe revenue at xx.xx%; this is a buyer-activity input requiring the disclosed equipment-value and coverage corrections, not a directly observed tester share.
- Evidence informing base-year allocation inputs; displayed values and growth are calculated: Reported final-test revenue of xx.xx% supplies the conventional package-test proxy before the assumed exclusion of adjacent activity.
- Evidence informing forecast-year allocation inputs; displayed values and growth are calculated: Reported final-test revenue of xx.xx% supplies the conventional package-test proxy before the assumed exclusion of adjacent activity.
- Evidence informing base-year allocation inputs; displayed values and growth are calculated: The company's xx.xx% data-processing application mix anchors the modeled addressable advanced-SoC purchasing cohort; it does not measure bare-die equipment sales.
- Evidence informing forecast-year allocation inputs; displayed values and growth are calculated: The company's xx.xx% data-processing application mix anchors the modeled addressable advanced-SoC purchasing cohort; it does not measure bare-die equipment sales.
- Evidence informing base-year allocation inputs; displayed values and growth are calculated: The same application-mix input constrains the intermediate-assembly cohort; reported capital expenditure is a broad spending cross-check, not insertion-specific equipment revenue.
- Evidence informing forecast-year allocation inputs; displayed values and growth are calculated: The same application-mix input constrains the intermediate-assembly cohort; reported capital expenditure is a broad spending cross-check, not insertion-specific equipment revenue.

56. Advantest to Showcase Latest Test Solutions at SEMICON Southeast Asia 2025, May 20-22
    - Evidence informing base-year allocation inputs; displayed values and growth are calculated: The May xx.xx 2025 announcement identifies a die-level handler linked with a tester for singulated dies, establishing a base-year commercial offering but not its delivered equipment receipts.
    - Evidence informing forecast-year allocation inputs; displayed values and growth are calculated: The May xx.xx 2025 announcement identifies a die-level handler linked with a tester for singulated dies, establishing a base-year commercial offering but not its delivered equipment receipts.
    - Evidence informing base-year allocation inputs; displayed values and growth are calculated: The same dated offering includes partially assembled dies. Only attributable tester receipts, not the handler value, enter the allocation model.
    - Evidence informing forecast-year allocation inputs; displayed values and growth are calculated: The same dated offering includes partially assembled dies. Only attributable tester receipts, not the handler value, enter the allocation model.
57. Teradyne - Second-Quarter 2025 Earnings Call Prepared Remarks, July 30, 2025
    - Evidence informing base-year allocation inputs; displayed values and growth are calculated: July xx.xx 2025 prepared remarks report an HBM4 post-stack win and state that the new insertion was not pervasive, qualifying the assumed intermediate-assembly uptake.
    - Evidence informing forecast-year allocation inputs; displayed values and growth are calculated: July xx.xx 2025 prepared remarks report an HBM4 post-stack win and state that the new insertion was not pervasive, qualifying the assumed intermediate-assembly uptake.
    - Evidence informing base-year allocation inputs; displayed values and growth are calculated: The remarks distinguish new system purchases from upgrades of existing capacity. This supports retaining reuse and incremental-receipt adjustments rather than equating every new deployment opportunity with a full new tester.
    - Evidence informing forecast-year allocation inputs; displayed values and growth are calculated: The remarks distinguish new system purchases from upgrades of existing capacity. This supports retaining reuse and incremental-receipt adjustments rather than equating every new deployment opportunity with a full new tester.
58. Teradyne Introduces Integrated Test Solution for AI and Data Center Devices in Collaboration with Tokyo Electron
    - Evidence informing forecast-year allocation inputs; displayed values and growth are calculated: The June xx.xx 2026 coordinated singulated-device offering supports commercial availability relevant to the forecast; it does not establish 2025 sales or the modeled 2032 penetration.
    - Evidence informing forecast-year allocation inputs; displayed values and growth are calculated: The offering references multiple advanced-packaging points, but this is not evidence that an individual delivery has accepted multi-insertion coverage.
59. Amkor Technology - IC Semiconductor Test Services
    - Evidence informing base-year allocation inputs; displayed values and growth are calculated: The company's service description separates wafer probe, testing between assembly steps and final testing, supporting the insertion mapping rather than a sales weight or complete-tester purchase requirement.
    - Evidence informing forecast-year allocation inputs; displayed values and growth are calculated: The company's service description separates wafer probe, testing between assembly steps and final testing, supporting the insertion mapping rather than a sales weight or complete-tester purchase requirement.

17.10. Brazil

Table 350. Brazil SoC & Memory Semiconductor Tester Market Size, 2017-2040 (USD Million)

Country	2017	2024	2025	2026	2027	2032	2040	CAGR (%)
Brazil	xx.xx	xx.xx	xx.xx	xx.xx	xx.xx	xx.xx	xx.xx	xx.xx

Table 351. Brazil SoC & Memory Semiconductor Tester Market Size, by Tester Type, 2017-2040 (USD Million)

Tester Type	2017	2024	2025	2026	2027	2032	2040	CAGR (%)
Combined SoC & Memory Testers	xx.xx	xx.xx	xx.xx	xx.xx	xx.xx	xx.xx	xx.xx	xx.xx
Memory Testers	xx.xx	xx.xx	xx.xx	xx.xx	xx.xx	xx.xx	xx.xx	xx.xx
SoC Testers	xx.xx	xx.xx	xx.xx	xx.xx	xx.xx	xx.xx	xx.xx	xx.xx
Total	**xx.xx**	**xx.xx**	**xx.xx**	**xx.xx**	**xx.xx**	**xx.xx**	**xx.xx**	**xx.xx**

Table 352. Brazil SoC & Memory Semiconductor Tester Market Size, by Memory Testers, 2017-2040 (USD Million)

Memory Testers	2017	2024	2025	2026	2027	2032	2040	CAGR (%)
DRAM Testers	xx.xx	xx.xx	xx.xx	xx.xx	xx.xx	xx.xx	xx.xx	xx.xx
Multi-Family Memory Testers	xx.xx	xx.xx	xx.xx	xx.xx	xx.xx	xx.xx	xx.xx	xx.xx
Nonvolatile Memory Testers	xx.xx	xx.xx	xx.xx	xx.xx	xx.xx	xx.xx	xx.xx	xx.xx
SRAM Testers	xx.xx	xx.xx	xx.xx	xx.xx	xx.xx	xx.xx	xx.xx	xx.xx
Total	**xx.xx**	**xx.xx**	**xx.xx**	**xx.xx**	**xx.xx**	**xx.xx**	**xx.xx**	**xx.xx**

Table 353. Brazil SoC & Memory Semiconductor Tester Market Size, by Platform Architecture, 2017-2040 (USD Million)

Platform Architecture	2017	2024	2025	2026	2027	2032	2040	CAGR (%)
Open-Standard ATE Platforms	xx.xx	xx.xx	xx.xx	xx.xx	xx.xx	xx.xx	xx.xx	xx.xx
Proprietary ATE Platforms	xx.xx	xx.xx	xx.xx	xx.xx	xx.xx	xx.xx	xx.xx	xx.xx
Total	**xx.xx**	**xx.xx**	**xx.xx**	**xx.xx**	**xx.xx**	**xx.xx**	**xx.xx**	**xx.xx**

Table 354. Brazil SoC & Memory Semiconductor Tester Market Size, by Test Purpose, 2017-2040 (USD Million)

Test Purpose	2017	2024	2025	2026	2027	2032	2040	CAGR (%)
Combined Engineering and Production Testing	xx.xx	xx.xx	xx.xx	xx.xx	xx.xx	xx.xx	xx.xx	xx.xx
Engineering Evaluation and Characterization	xx.xx	xx.xx	xx.xx	xx.xx	xx.xx	xx.xx	xx.xx	xx.xx
Production Testing	xx.xx	xx.xx	xx.xx	xx.xx	xx.xx	xx.xx	xx.xx	xx.xx
Total	**xx.xx**	**xx.xx**	**xx.xx**	**xx.xx**	**xx.xx**	**xx.xx**	**xx.xx**	**xx.xx**

Table 355. Brazil SoC & Memory Semiconductor Tester Market Size, by Semiconductor End Market, 2017-2040 (USD Million)

Semiconductor End Market	2017	2024	2025	2026	2027	2032	2040	CAGR (%)
Aerospace and Defense	xx.xx	xx.xx	xx.xx	xx.xx	xx.xx	xx.xx	xx.xx	xx.xx
Automotive	xx.xx	xx.xx	xx.xx	xx.xx	xx.xx	xx.xx	xx.xx	xx.xx
Communications	xx.xx	xx.xx	xx.xx	xx.xx	xx.xx	xx.xx	xx.xx	xx.xx
Computing	xx.xx	xx.xx	xx.xx	xx.xx	xx.xx	xx.xx	xx.xx	xx.xx
Consumer Electronics	xx.xx	xx.xx	xx.xx	xx.xx	xx.xx	xx.xx	xx.xx	xx.xx
Industrial Electronics	xx.xx	xx.xx	xx.xx	xx.xx	xx.xx	xx.xx	xx.xx	xx.xx
Total	**xx.xx**	**xx.xx**	**xx.xx**	**xx.xx**	**xx.xx**	**xx.xx**	**xx.xx**	**xx.xx**

Table 356. Brazil SoC & Memory Semiconductor Tester Market Size, by Buyer Type, 2017-2040 (USD Million)

Buyer Type	2017	2024	2025	2026	2027	2032	2040	CAGR (%)
Fabless Semiconductor Companies	xx.xx	xx.xx	xx.xx	xx.xx	xx.xx	xx.xx	xx.xx	xx.xx
Integrated Device Manufacturers	xx.xx	xx.xx	xx.xx	xx.xx	xx.xx	xx.xx	xx.xx	xx.xx
Outsourced Assembly and Test Providers	xx.xx	xx.xx	xx.xx	xx.xx	xx.xx	xx.xx	xx.xx	xx.xx
Research and Academic Institutions	xx.xx	xx.xx	xx.xx	xx.xx	xx.xx	xx.xx	xx.xx	xx.xx
Semiconductor Design and IP Service Providers	xx.xx	xx.xx	xx.xx	xx.xx	xx.xx	xx.xx	xx.xx	xx.xx
Semiconductor Foundries	xx.xx	xx.xx	xx.xx	xx.xx	xx.xx	xx.xx	xx.xx	xx.xx
System Companies	xx.xx	xx.xx	xx.xx	xx.xx	xx.xx	xx.xx	xx.xx	xx.xx
Total	**xx.xx**	**xx.xx**	**xx.xx**	**xx.xx**	**xx.xx**	**xx.xx**	**xx.xx**	**xx.xx**

Table 357. Brazil SoC & Memory Semiconductor Tester Market Size, by Acquisition Model, 2017-2040 (USD Million)

Acquisition Model	2017	2024	2025	2026	2027	2032	2040	CAGR (%)
Equipment Leasing	xx.xx	xx.xx	xx.xx	xx.xx	xx.xx	xx.xx	xx.xx	xx.xx
Equipment Purchase	xx.xx	xx.xx	xx.xx	xx.xx	xx.xx	xx.xx	xx.xx	xx.xx
Total	**xx.xx**	**xx.xx**	**xx.xx**	**xx.xx**	**xx.xx**	**xx.xx**	**xx.xx**	**xx.xx**

Table 358. Brazil SoC & Memory Semiconductor Tester Market Size, by Sales Channel, 2017-2040 (USD Million)

Sales Channel	2017	2024	2025	2026	2027	2032	2040	CAGR (%)
Direct Sales	xx.xx	xx.xx	xx.xx	xx.xx	xx.xx	xx.xx	xx.xx	xx.xx
Distributor and Reseller Sales	xx.xx	xx.xx	xx.xx	xx.xx	xx.xx	xx.xx	xx.xx	xx.xx
Total	**xx.xx**	**xx.xx**	**xx.xx**	**xx.xx**	**xx.xx**	**xx.xx**	**xx.xx**	**xx.xx**

Table 359. Brazil SoC & Memory Semiconductor Tester Market Size, by Test Insertion, 2017-2040 (USD Million)

Test Insertion	2017	2024	2025	2026	2027	2032	2040	CAGR (%)
In-Process Assembly Test	xx.xx	xx.xx	xx.xx	xx.xx	xx.xx	xx.xx	xx.xx	xx.xx
Multi-Insertion Test	xx.xx	xx.xx	xx.xx	xx.xx	xx.xx	xx.xx	xx.xx	xx.xx
Packaged-Device Test	xx.xx	xx.xx	xx.xx	xx.xx	xx.xx	xx.xx	xx.xx	xx.xx
Singulated-Die Test	xx.xx	xx.xx	xx.xx	xx.xx	xx.xx	xx.xx	xx.xx	xx.xx
Wafer-Level Test	xx.xx	xx.xx	xx.xx	xx.xx	xx.xx	xx.xx	xx.xx	xx.xx
Total	**xx.xx**	**xx.xx**	**xx.xx**	**xx.xx**	**xx.xx**	**xx.xx**	**xx.xx**	**xx.xx**

Sources & Evidence

1. Advantest - FY2024 Consolidated Financial Results Presentation, April 25, 2025

   • Evidence informing the 2023 market-value input; displayed series and growth include calculations: Quarterly product-revenue disclosures support calendar-2023 totals of JPY xx.xx for SoC testers and JPY xx.xx for memory testers, before modeled scope adjustments. ([advantest.com](https://www.advantest.com/document/en/investors/ir-library/result/JE_BIZ_250425_slide.pdf))

   • Evidence informing the 2024 market-value input; displayed series and growth include calculations: Quarterly product-revenue disclosures support calendar-2024 totals of JPY xx.xx for SoC testers and JPY xx.xx for memory testers; handling, services and system-level testing are disclosed separately. ([advantest.com](https://www.advantest.com/document/en/investors/ir-library/result/JE_BIZ_250425_slide.pdf))

2. Advantest - FY2025 Third Quarter Financial Results Presentation, January 28, 2026

- Evidence informing the 2025 market-value input; displayed series and growth include calculations: The disclosed January-March 2025 quarter and April-December 2025 quarters produce calendar-2025 SoC tester revenue of JPY xx.xx and memory tester revenue of JPY xx.xx. These are supplier revenues, not a published global market total. ([advantest.com](https://www.advantest.com/document/en/investors/ir-library/result/JE_BIZ_260128_slide.pdf))
- Evidence informing base-year allocation inputs; displayed values and growth are calculated: Quarterly product disclosures reconstruct calendar-2025 SoC revenue of JPY xx.xx, before the inherited eligible-SoC scope deduction.
- Evidence informing base-year allocation inputs; displayed values and growth are calculated: Quarterly memory revenue totals JPY xx.xx for calendar 2025, anchoring the memory equipment pool rather than a published global share.
- Evidence informing base-year allocation inputs; displayed values and growth are calculated: January-March memory revenue of JPY xx.xx supports the fiscal-to-calendar application-mix bridge.
- Evidence informing base-year allocation inputs; displayed values and growth are calculated: Quarterly SoC revenues of JPY xx.xx, xx.xx, xx.xx and xx.xx reconstruct calendar-2025 revenue of JPY xx.xx, the supplier revenue ceiling used for modeled eligible OPENSTAR attribution. ([advantest.com](https://www.advantest.com/document/en/investors/ir-library/result/JE_BIZ_260128_slide.pdf))
- Evidence informing base-year allocation inputs; displayed values and growth are calculated: Reported quarters support the calendar-2025 SoC revenue bridge used to estimate Computing's equipment weight. ([advantest.com](https://www.advantest.com/document/en/investors/ir-library/result/JE_BIZ_260128_slide.pdf))
- Evidence informing base-year allocation inputs; displayed values and growth are calculated: The same quarterly equipment revenues constrain the combined Computing/Communications budget before modeled separation. ([advantest.com](https://www.advantest.com/document/en/investors/ir-library/result/JE_BIZ_260128_slide.pdf))
- Evidence informing base-year allocation inputs; displayed values and growth are calculated: The quarterly product table independently reproduces calendar-2025 SoC revenue of JPY xx.xx and memory revenue of JPY xx.xx. These constrain the inherited equipment-revenue scale but do not disclose an acquisition-model split. ([advantest.com](https://www.advantest.com/document/en/investors/ir-library/result/JE_BIZ_260128_slide.pdf))
- Evidence informing base-year allocation inputs; displayed values and growth are calculated: Quarterly product disclosures reconstruct calendar-2025 SoC revenue of JPY xx.xx and memory revenue of JPY xx.xx, supporting the retained scoped manufacturer budget rather than an observed channel share. ([advantest.com](https://www.advantest.com/document/en/investors/ir-library/result/JE_BIZ_260128_slide.pdf))
- Evidence informing base-year allocation inputs; displayed values and growth are calculated: The manufacturer equipment budget provides the economic scale against which inherited intermediary penetration is allocated; the presentation does not quantify reseller receipts. ([advantest.com](https://www.advantest.com/document/en/investors/ir-library/result/JE_BIZ_260128_slide.pdf))
- Evidence informing base-year allocation inputs; displayed values and growth are calculated: Quarterly memory-system receipts reconstruct calendar-2025 revenue of JPY xx.xx, an input to the shared diversified-memory equipment budget.
- Evidence informing forecast-year allocation inputs; displayed values and growth are calculated: Quarterly memory-system receipts reconstruct calendar-2025 revenue of JPY xx.xx, an input to the shared diversified-memory equipment budget.
- Evidence informing base-year allocation inputs; displayed values and growth are calculated: The observed memory receipts constrain the parent purchasing budget from which the modeled intermediate-assembly portion is attributed; no insertion split is disclosed.
- Evidence informing forecast-year allocation inputs; displayed values and growth are calculated: The observed memory receipts constrain the parent purchasing budget from which the modeled intermediate-assembly portion is attributed; no insertion split is disclosed.
- Evidence informing base-year allocation inputs; displayed values and growth are calculated: Product-line receipts support the common equipment-budget bridge carried into the package-test allocation and its forecast starting weights.
- Evidence informing forecast-year allocation inputs; displayed values and growth are calculated: Product-line receipts support the common equipment-budget bridge carried into the package-test allocation and its forecast starting weights.

3. Advantest - FY2026 First Quarter Financial Results Presentation, July 29, 2026

- Evidence informing the 2026 market-value input; displayed series and growth include calculations: The presentation reports January-March 2026 SoC/memory revenues of JPY xx.xx/xx.xx and April-June revenues of JPY xx.xx/xx.xx. July guidance forecasts fiscal-2026 SoC/memory revenues of JPY xx.xx/xx.xx and supplies the fiscal-to-calendar bridge. Guidance is not realized revenue. ([advantest.com](https://www.advantest.com/document/en/investors/ir-library/result/JE_BIZ_260729_slide.pdf))
- Evidence informing the 2040 market-value input; displayed series and growth include calculations: Current equipment revenue and company-specific capacity plans constrain the forecast starting point, not the assumed long-run growth rate or the 2040 result. ([advantest.com](https://www.advantest.com/document/en/investors/ir-library/result/JE_BIZ_260729_slide.pdf))
- Evidence informing forecast-year allocation inputs; displayed values and growth are calculated: Actual quarterly SoC revenue and FY2026 product guidance constrain the inherited 2026 supplier bridge used to forecast relative category weights.
- Evidence informing forecast-year allocation inputs; displayed values and growth are calculated: January-March and April-June memory revenue of JPY xx.xx/xx.xx and FY2026 guidance of JPY xx.xx constrain the calendar bridge.
- Evidence informing base-year allocation inputs; displayed values and growth are calculated: Rounded fiscal DRAM mixes are xx.xx% for FY2024 and xx.xx% for FY2025; FY2026 guidance is xx.xx%. Calendar conversion and co-primary deductions are modeled.
- Evidence informing forecast-year allocation inputs; displayed values and growth are calculated: Rounded fiscal DRAM mixes are xx.xx% for FY2024 and xx.xx% for FY2025; FY2026 guidance is xx.xx%. Calendar conversion and co-primary deductions are modeled.
- Evidence informing base-year allocation inputs; displayed values and growth are calculated: Corresponding nonvolatile mixes are xx.xx%, xx.xx% and guided xx.xx%, qualifying an exclusively DRAM-led outlook without verifying future global shares.
- Evidence informing forecast-year allocation inputs; displayed values and growth are calculated: Corresponding nonvolatile mixes are xx.xx%, xx.xx% and guided xx.xx%, qualifying an exclusively DRAM-led outlook without verifying future global shares.
- Evidence informing base-year allocation inputs; displayed values and growth are calculated: Own SoC sales mix is approximately xx.xx% Computing/Communications in FY24 and xx.xx% in FY25; 2026 demand commentary constrains forecast direction, not the final share. ([advantest.com](https://www.advantest.com/document/en/investors/ir-library/result/JE_BIZ_260729_slide.pdf))
- Evidence informing forecast-year allocation inputs; displayed values and growth are calculated: Own SoC sales mix is approximately xx.xx% Computing/Communications in FY24 and xx.xx% in FY25; 2026 demand commentary constrains forecast direction, not the final share. ([advantest.com](https://www.advantest.com/document/en/investors/ir-library/result/JE_BIZ_260729_slide.pdf))
- Evidence informing base-year allocation inputs; displayed values and growth are calculated: Reported combined application proportions constrain the common budget; the separate Communications allocation and future mix remain modeled. ([advantest.com](https://www.advantest.com/document/en/investors/ir-library/result/JE_BIZ_260729_slide.pdf))
- Evidence informing forecast-year allocation inputs; displayed values and growth are calculated: Reported combined application proportions constrain the common budget; the separate Communications allocation and future mix remain modeled. ([advantest.com](https://www.advantest.com/document/en/investors/ir-library/result/JE_BIZ_260729_slide.pdf))

4. Teradyne, Inc. - Form 10-K for the Year Ended December 31, 2025
   - Evidence informing the 2023 market-value input; displayed series and growth include calculations: The revenue-disaggregation table reports 2023 point-in-time SoC revenue of USD xx.xx and memory revenue of USD xx.xx. Replacement parts require a further modeled deduction. ([investors.teradyne.com](https://investors.teradyne.com/sec-filings/all-sec-filings/content/xx.xx-xx.xx-xx.xx/xx.xx-xx.xx-xx.xx.pdf))
   - Evidence informing the 2024 market-value input; displayed series and growth include calculations: The filing reports 2024 point-in-time SoC revenue of USD xx.xx and memory revenue of USD xx.xx separately from over-time revenue and IST. ([investors.teradyne.com](https://investors.teradyne.com/sec-filings/all-sec-filings/content/xx.xx-xx.xx-xx.xx/xx.xx-xx.xx-xx.xx.pdf))
   - Evidence informing the 2025 market-value input; displayed series and growth include calculations: The filing reports 2025 point-in-time SoC revenue of USD xx.xx and memory revenue of USD xx.xx. Point-in-time recognition includes products and replacement parts and is therefore an equipment proxy rather than an exact complete-system subtotal. ([investors.teradyne.com](https://investors.teradyne.com/sec-filings/all-sec-filings/content/xx.xx-xx.xx-xx.xx/xx.xx-xx.xx-xx.xx.pdf))
   - Evidence informing base-year allocation inputs; displayed values and growth are calculated: 2025 point-in-time SoC revenue is USD xx.xx; equipment and eligible-device deductions remain modeled.
   - Evidence informing base-year allocation inputs; displayed values and growth are calculated: 2025 point-in-time memory revenue is USD xx.xx; replacement parts require the inherited equipment adjustment.
   - Evidence informing base-year allocation inputs; displayed values and growth are calculated: The filing identifies DRAM/HBM commercial activity; it does not disclose the modeled annual DRAM configuration fraction.
   - Evidence informing base-year allocation inputs; displayed values and growth are calculated: Magnum flash-memory activity supports nonvolatile category participation, not the assumed annual sales fraction.
   - Evidence informing base-year allocation inputs; displayed values and growth are calculated: Separately reported specifying and purchasing customers support treating commercial roles distinctly, without adding overlapping customer percentages.
   - Evidence informing forecast-year allocation inputs; displayed values and growth are calculated: Separately reported specifying and purchasing customers support treating commercial roles distinctly, without adding overlapping customer percentages.
   - Evidence informing base-year allocation inputs; displayed values and growth are calculated: Reported 2024-2025 product revenues supply a realized-demand challenge, but do not identify engineering-only sales; the allocation retains this attribution limitation. ([investors.teradyne.com](https://investors.teradyne.com/sec-filings/all-sec-filings/content/xx.xx-xx.xx-xx.xx/xx.xx-xx.xx-xx.xx.pdf))
   - Evidence informing forecast-year allocation inputs; displayed values and growth are calculated: Reported 2024-2025 product revenues supply a realized-demand challenge, but do not identify engineering-only sales; the allocation retains this attribution limitation. ([investors.teradyne.com](https://investors.teradyne.com/sec-filings/all-sec-filings/content/xx.xx-xx.xx-xx.xx/xx.xx-xx.xx-xx.xx.pdf))
   - Evidence informing base-year allocation inputs; displayed values and growth are calculated: Point-in-time SoC revenue grew approximately xx.xx% while memory declined approximately xx.xx%, qualifying uniform-growth assumptions rather than directly establishing purpose shares. ([investors.teradyne.com](https://investors.teradyne.com/sec-filings/all-sec-filings/content/xx.xx-xx.xx-xx.xx/xx.xx-xx.xx-xx.xx.pdf))
   - Evidence informing forecast-year allocation inputs; displayed values and growth are calculated: Point-in-time SoC revenue grew approximately xx.xx% while memory declined approximately xx.xx%, qualifying uniform-growth assumptions rather than directly establishing purpose shares. ([investors.teradyne.com](https://investors.teradyne.com/sec-filings/all-sec-filings/content/xx.xx-xx.xx-xx.xx/xx.xx-xx.xx-xx.xx.pdf))
   - Evidence informing base-year allocation inputs; displayed values and growth are calculated: Distinguishes platform specifiers from purchasing customers, supporting the requirement for an accepted joint remit rather than inferring it from platform selection. ([investors.teradyne.com](https://investors.teradyne.com/sec-filings/all-sec-filings/content/xx.xx-xx.xx-xx.xx/xx.xx-xx.xx-xx.xx.pdf))
   - Evidence informing forecast-year allocation inputs; displayed values and growth are calculated: Distinguishes platform specifiers from purchasing customers, supporting the requirement for an accepted joint remit rather than inferring it from platform selection.

5. Teradyne, Inc. - Form 10-Q for the Quarterly Period Ended June 28, 2026
   - Evidence informing the 2026 market-value input; displayed series and growth include calculations: First-half 2026 point-in-time revenue was USD xx.xx for SoC and USD xx.xx for memory. Comparable first-half 2025 amounts were USD xx.xx and USD xx.xx independently establishing strong realized growth before the modeled second half. ([investors.teradyne.com](https://investors.teradyne.com/sec-filings/all-sec-filings/content/xx.xx-xx.xx-xx.xx/xx.xx-xx.xx-xx.xx.pdf))
   - Evidence informing forecast-year allocation inputs; displayed values and growth are calculated: First-half 2026 point-in-time SoC revenue of USD xx.xx anchors the scoped and annualized SoC forecast input.
   - Evidence informing forecast-year allocation inputs; displayed values and growth are calculated: First-half 2026 point-in-time memory revenue of USD xx.xx anchors the memory forecast pool; second-half realization remains assumed.
   - Evidence informing forecast-year allocation inputs; displayed values and growth are calculated: The observed memory pool constrains the forecast numerator to which the explicitly assumed small SRAM fraction is applied; SRAM sales are not separately disclosed.
   - Evidence informing forecast-year allocation inputs; displayed values and growth are calculated: The observed memory pool constrains modeled multi-family attribution, but does not independently establish co-primary configuration sales.
   - Evidence informing forecast-year allocation inputs; displayed values and growth are calculated: The scoped memory forecast pool supplies one bounded source of combined-configuration value; the co-primary fraction remains assumed.
6. Cohu, Inc. - Form 10-K for the Fiscal Year Ended December 27, 2025
   - Evidence informing the 2023 market-value input; displayed series and growth include calculations: Cohu reports 2023 systems-semiconductor test and inspection revenue of USD xx.xx. Only an assumed complete-tester and eligible-device portion enters this market. ([sec.gov](https://www.sec.gov/Archives/edgar/data/xx.xx/xx.xx/cohu20251227_10k.htm))
   - Evidence informing the 2024 market-value input; displayed series and growth include calculations: Cohu reports 2024 systems-semiconductor test and inspection revenue of USD xx.xx separately from non-systems revenue. ([sec.gov](https://www.sec.gov/Archives/edgar/data/xx.xx/xx.xx/cohu20251227_10k.htm))
   - Evidence informing the 2025 market-value input; displayed series and growth include calculations: Cohu reports 2025 systems-semiconductor test and inspection revenue of USD xx.xx. Automation, inspection, interfaces and recurring services prevent attribution of the whole company to SoC testers. ([sec.gov](https://www.sec.gov/Archives/edgar/data/xx.xx/xx.xx/cohu20251227_10k.htm))
   - Evidence informing base-year allocation inputs; displayed values and growth are calculated: Cohu describes a primarily direct commercial model supported by targeted independent representatives, supporting direct attribution where the manufacturer remains the contractual seller. ([sec.gov](https://www.sec.gov/Archives/edgar/data/xx.xx/xx.xx/cohu20251227_10k.htm))
   - Evidence informing forecast-year allocation inputs; displayed values and growth are calculated: Cohu describes a primarily direct commercial model supported by targeted independent representatives, supporting direct attribution where the manufacturer remains the contractual seller. ([sec.gov](https://www.sec.gov/Archives/edgar/data/xx.xx/xx.xx/cohu20251227_10k.htm))
   - Evidence informing base-year allocation inputs; displayed values and growth are calculated: Independent-representative commissions are identified in selling expenses; representation alone does not establish title-taking equipment resale or a numerical distributor share. ([sec.gov](https://www.sec.gov/Archives/edgar/data/xx.xx/xx.xx/cohu20251227_10k.htm))
   - Evidence informing forecast-year allocation inputs; displayed values and growth are calculated: Independent-representative commissions are identified in selling expenses; representation alone does not establish title-taking equipment resale or a numerical distributor share. ([sec.gov](https://www.sec.gov/Archives/edgar/data/xx.xx/xx.xx/cohu20251227_10k.htm))

7. Hangzhou Changchuan Technology Co., Ltd. - 2025 Annual Report
   - Evidence informing the 2024 market-value input; displayed series and growth include calculations: The product table reports 2024 tester revenue of CNY xx.xx, distinct from handlers and other products. Its SoC-eligible portion remains modeled. ([static.cninfo.com.cn](https://static.cninfo.com.cn/finalpage/2026-xx.xx-xx.xx/xx.xx.PDF))
   - Evidence informing the 2025 market-value input; displayed series and growth include calculations: The product table reports 2025 tester revenue of CNY xx.xx. The filing's broader analog and digital portfolio requires a scope adjustment rather than inclusion of all tester revenue. ([static.cninfo.com.cn](https://static.cninfo.com.cn/finalpage/2026-xx.xx-xx.xx/xx.xx.PDF))
8. YC Corporation - Business Report for the Year Ended December 31, 2025
   - Evidence informing the 2023 market-value input; displayed series and growth include calculations: The sales table reports KRW xx.xx for the 2023 memory-wafer-tester, semiconductor-equipment, parts, modification and related category. Complete-equipment attribution requires a deduction. ([kind.krx.co.kr](https://kind.krx.co.kr/external/2026/xx.xx/xx.xx/xx.xx/xx.xx/xx.xx.htm))
   - Evidence informing the 2024 market-value input; displayed series and growth include calculations: The comparable 2024 category revenue is KRW xx.xx, not an independently isolated complete-tester total. ([kind.krx.co.kr](https://kind.krx.co.kr/external/2026/xx.xx/xx.xx/xx.xx/xx.xx/xx.xx.htm))
   - Evidence informing the 2025 market-value input; displayed series and growth include calculations: The comparable 2025 category revenue is KRW xx.xx. Parts, modifications and other equipment remain a material scope uncertainty. ([kind.krx.co.kr](https://kind.krx.co.kr/external/2026/xx.xx/xx.xx/xx.xx/xx.xx/xx.xx.htm))
   - Evidence informing base-year allocation inputs; displayed values and growth are calculated: YC reports KRW xx.xx in a broad memory-wafer-tester, parts, modification and related revenue category, constraining the inherited equipment budget.
   - Evidence informing base-year allocation inputs; displayed values and growth are calculated: The company's own business description establishes DRAM equipment activity; the assumed xx.xx% allocation is not disclosed.
   - Evidence informing base-year allocation inputs; displayed values and growth are calculated: NAND equipment participation establishes the nonvolatile commercial mapping; the assumed xx.xx% allocation is not an observed split.
9. Chroma ESG - About Chroma: 2025 Group Financial and Operating Profile
   - Evidence informing the 2025 market-value input; displayed series and growth include calculations: Chroma's own disclosure states 2025 group consolidated revenue of USD xx.xx. This broad corporate amount constrains, but does not directly measure, its eligible complete-SoC-tester revenue. ([csr.chromaate.com](https://csr.chromaate.com/en/esg-en/green-chroma-en/brand-en))
10. Chroma ESG - Green Revenue and Financial Performance, 2025
    - Evidence informing the 2024 market-value input; displayed series and growth include calculations: Chroma reports 2025 consolidated revenue growth of xx.xx%. The model uses this company growth rate to backcast its small 2024 scoped revenue budget at a constant conversion basis, not as an observed 2024 tester subtotal. ([csr.chromaate.com](https://csr.chromaate.com/en/esg-en/green-chroma-en/green-revenue-en))
    - Evidence informing the 2025 market-value input; displayed series and growth include calculations: The disclosure distinguishes broad measurement products and SLT demand, reinforcing the need to exclude unrelated corporate revenue from the SoC/memory tester estimate. ([csr.chromaate.com](https://csr.chromaate.com/en/esg-en/green-chroma-en/green-revenue-en))

11. Federal Reserve Board - Foreign Exchange Rates, G.5A, January 5, 2026

    · Evidence informing the 2023 market-value input; displayed series and growth include calculations: The official annual-average exchange-rate release supplies the currency-conversion benchmark; the model uses JPY xx.xx per USD for its large calendar-2023 Japanese revenue anchor and an explicitly rounded KRW conversion for the smaller Korean budget. ([fred.stlouisfed.org](https://fred.stlouisfed.org/series/AEXJPUS/))

    · Evidence informing the 2024 market-value input; displayed series and growth include calculations: The model uses JPY xx.xx per USD for calendar 2024; small CNY and KRW budgets use disclosed approximate conversion assumptions close to the official annual averages. ([fred.stlouisfed.org](https://fred.stlouisfed.org/series/AEXJPUS/))

    · Evidence informing the 2025 market-value input; displayed series and growth include calculations: The model uses JPY xx.xx per USD for calendar 2025. CNY xx.xx and KRW xx.xx per USD are rounded modeling conventions, not the release's exact observations. ([fred.stlouisfed.org](https://fred.stlouisfed.org/series/AEXJPUS/))

12. SEMI - 2018 Global Semiconductor Equipment Sales Jump to Record USD 64.5 Billion

    · Evidence informing the 2017 market-value input; displayed series and growth include calculations: The association's member-billings release reports xx.xx% growth in total test equipment sales in 2018. Its inverse supplies the 2017 historical proxy; it is not a direct observation of the narrower captured market. ([www1.semi.org](https://www1.semi.org/en/2018-global-semiconductor-equipment-sales-jump-record-xx.xx-billion))

    · Evidence informing the 2018 market-value input; displayed series and growth include calculations: The release reports approximately USD xx.xx of total semiconductor-equipment sales in 2018, used only with the 2019 equipment total as a disclosed broad-cycle proxy. ([www1.semi.org](https://www1.semi.org/en/2018-global-semiconductor-equipment-sales-jump-record-xx.xx-billion))

13. SEMI - 2020 Global Semiconductor Equipment Sales Surge 19% to Industry Record USD 71.2 Billion

    · Evidence informing the 2018 market-value input; displayed series and growth include calculations: The release reports 2019 total equipment billings of USD xx.xx. Relative to the published approximate 2018 total, this supplies a broad-equipment downturn proxy, not an observed SoC/memory tester growth rate. ([semi.org](https://www.semi.org/en/news-media-press/semi-press-releases/annual-global-semiconductor-equipment-sales))

    · Evidence informing the 2019 market-value input; displayed series and growth include calculations: Reported 2020 total-test-equipment growth of xx.xx% supplies the inverse bridge into 2019. ([semi.org](https://www.semi.org/en/news-media-press/semi-press-releases/annual-global-semiconductor-equipment-sales))

    · Evidence informing the 2020 market-value input; displayed series and growth include calculations: The association's member-submitted billings dataset reports xx.xx% total-test-equipment growth in 2020, used as a historical demand-cycle proxy. ([semi.org](https://www.semi.org/en/news-media-press/semi-press-releases/annual-global-semiconductor-equipment-sales))

14. SEMI - 2021 Global Semiconductor Equipment Sales Surge 44% to Industry Record USD 102.6 Billion

    · Evidence informing the 2020 market-value input; displayed series and growth include calculations: Reported total-test-equipment sales growth of xx.xx% in 2021 supports the inverse bridge from the 2021 estimate to 2020. ([semi.org](https://www.semi.org/en/news-media-press-releases/semi-press-releases/2021-global-semiconductor-equipment-sales-surge-xx.xx%xx.xx-to-industry-record-%xx.xx-billion-semi-reports))

    · Evidence informing the 2021 market-value input; displayed series and growth include calculations: The xx.xx% test-equipment increase is a member-billings observation for a broader equipment class, not the final market value returned here. ([semi.org](https://www.semi.org/en/news-media-press-releases/semi-press-releases/2021-global-semiconductor-equipment-sales-surge-xx.xx%xx.xx-to-industry-record-%xx.xx-billion-semi-reports))

15. SEMI - Global Semiconductor Equipment Billings Reach Industry Record USD 107.6 Billion in 2022

    · Evidence informing the 2021 market-value input; displayed series and growth include calculations: The release reports a xx.xx% contraction in total-test-equipment billings in 2022, supporting the inverse historical bridge into 2021. ([semi.org](https://www.semi.org/en/news-media-press-releases/semi-press-releases/global-semiconductor-equipment-billings-reach-industry-record-%xx.xx-billion-in-2022-semi-reports))

16. SEMI - Global Semiconductor Equipment Billings Slip to USD 106.3 Billion in 2023
    · Evidence informing the 2023 market-value input; displayed series and growth include calculations: The xx.xx% broader test-equipment decline supplies a historical-cycle constraint and one small-supplier backcast assumption, not the target-market level.
    ([semi.org](https://www.semi.org/en/news-media-press-releases/semi-press-releases/global-semiconductor-equipment-billings-slip-to-%xx.xx-billion-in-2023-semi-reports))
17. SEMI - Global Semiconductor Equipment Billings Surged to USD 117 Billion in 2024
    · Evidence informing the 2024 market-value input; displayed series and growth include calculations: Realized total-test-equipment billings increased xx.xx% in 2024. This independently checks the direction and approximate magnitude of the modeled target-market recovery without substituting the broader category for this market.
    ([semi.org](https://www.semi.org/en/semi-press-release/global-semiconductor-equipment-billings-surged-to-xx.xx-billion-dollars-in-2024-semi-reports))
18. SEMI - Global Semiconductor Equipment Billings Reached USD 135 Billion in 2025
    · Evidence informing the 2025 market-value input; displayed series and growth include calculations: The association reports realized total-test-equipment billings growth of xx.xx% in 2025. The modeled target-market increase of approximately xx.xx% is directionally consistent; differing product boundaries prevent an exact reconciliation.
    ([semi.org](https://www.semi.org/en/SEMI-Reports-Global-Semiconductor-Equipment-Billings-Reached-xx.xx-Billion-in-2025))

19. Advantest - Annual Securities Report and Business Report for the Year Ended March 31, 2026

- Evidence informing the 2025 market-value input; displayed series and growth include calculations: Note xx.xx identifies customer operating leases of semiconductor test systems and JPY xx.xx of future payments receivable at March xx.xx 2025. This establishes a small supplier-specific leasing activity, not annual global leasing revenue. ([advantest.com](https://www.advantest.com/document/en/investors/ir-library/report/IR_SecuritiesandBusinesReport_84th_en.pdf))
- Evidence informing the 2026 market-value input; displayed series and growth include calculations: Future customer lease payments receivable were JPY xx.xx at March xx.xx 2026; disclosed terms were one to three years and noncancelable. These figures qualify any assumption that OEM leasing is necessarily large or offers flexible exit. ([advantest.com](https://www.advantest.com/document/en/investors/ir-library/report/IR_SecuritiesandBusinesReport_84th_en.pdf))
- Evidence informing base-year allocation inputs; displayed values and growth are calculated: Named NVIDIA-group customer receipts constrain direct fabless purchasing; fiscal/calendar and eligible-equipment attribution remain modeled.
- Evidence informing forecast-year allocation inputs; displayed values and growth are calculated: Named NVIDIA-group customer receipts constrain direct fabless purchasing; fiscal/calendar and eligible-equipment attribution remain modeled.
- Evidence informing base-year allocation inputs; displayed values and growth are calculated: Named TSMC customer receipts anchor the foundry purchasing model; other suppliers and foundries require explicit coverage assumptions.
- Evidence informing forecast-year allocation inputs; displayed values and growth are calculated: Named TSMC customer receipts anchor the foundry purchasing model; other suppliers and foundries require explicit coverage assumptions.
- Evidence informing base-year allocation inputs; displayed values and growth are calculated: The equipment-revenue policy recognizes product revenue when control transfers on contractual delivery or acceptance, supporting the purchase classification rather than service-revenue attribution. ([advantest.com](https://www.advantest.com/document/en/investors/ir-library/report/IR_SecuritiesandBusinesReport_84th_en.pdf))
- Evidence informing forecast-year allocation inputs; displayed values and growth are calculated: The equipment-revenue policy recognizes product revenue when control transfers on contractual delivery or acceptance, supporting the purchase classification rather than service-revenue attribution. ([advantest.com](https://www.advantest.com/document/en/investors/ir-library/report/IR_SecuritiesandBusinesReport_84th_en.pdf))
- Evidence informing base-year allocation inputs; displayed values and growth are calculated: Note xx.xx discloses customer operating leases, one-to-three-year noncancelable terms, and remaining payments of JPY xx.xx and JPY xx.xx at March xx.xx 2025 and March xx.xx 2026. These constrain contractual and adoption assumptions, not annual global leasing revenue or the final forecast share. ([advantest.com](https://www.advantest.com/document/en/investors/ir-library/report/IR_SecuritiesandBusinesReport_84th_en.pdf))
- Evidence informing forecast-year allocation inputs; displayed values and growth are calculated: Note xx.xx discloses customer operating leases, one-to-three-year noncancelable terms, and remaining payments of JPY xx.xx and JPY xx.xx at March xx.xx 2025 and March xx.xx 2026. These constrain contractual and adoption assumptions, not annual global leasing revenue or the final forecast share. ([advantest.com](https://www.advantest.com/document/en/investors/ir-library/report/IR_SecuritiesandBusinesReport_84th_en.pdf))
- Evidence informing base-year allocation inputs; displayed values and growth are calculated: Wholly owned regional test-system sales subsidiaries establish consolidated manufacturer selling, while customer operating leases establish an OEM leasing route; both support the contractual-role allocation premise. ([advantest.com](https://www.advantest.com/document/en/investors/ir-library/report/IR_SecuritiesandBusinesReport_84th_en.pdf))
- Evidence informing forecast-year allocation inputs; displayed values and growth are calculated: Wholly owned regional test-system sales subsidiaries establish consolidated manufacturer selling, while customer operating leases establish an OEM leasing route; both support the contractual-role allocation premise. ([advantest.com](https://www.advantest.com/document/en/investors/ir-library/report/IR_SecuritiesandBusinesReport_84th_en.pdf))
- Evidence informing base-year allocation inputs; displayed values and growth are calculated: Future customer lease payments of JPY xx.xx at March xx.xx 2025 and JPY xx.xx at March xx.xx 2026 are supplier-specific receivables, not annual global merchant lease revenue; they limit rather than verify the leasing assumptions. ([advantest.com](https://www.advantest.com/document/en/investors/ir-library/report/IR_SecuritiesandBusines

20. Amkor Technology, Inc. - Form 10-K for the Year Ended December 31, 2025

- Evidence informing the 2025 market-value input; displayed series and growth include calculations: Amkor reports 2025 capital expenditures of USD xx.xx versus USD xx.xx in 2024, covering packaging, testing and facilities. The amount is a buyer-spending constraint, not tester-only spending. ([sec.gov](https://www.sec.gov/Archives/edgar/data/xx.xx/xx.xx/amkr-xx.xx.htm))
- Evidence informing the 2026 market-value input; displayed series and growth include calculations: The filing's USD xx.xx-xx.xx 2026 capital-expenditure expectation is primarily increased by Arizona construction. It cannot be treated as an equivalent tester award or annual tester-market increment. ([sec.gov](https://www.sec.gov/Archives/edgar/data/xx.xx/xx.xx/amkr-xx.xx.htm))
- Evidence informing the 2028 market-value input; displayed series and growth include calculations: Standardized tester investment, customer-consigned equipment and equipment-redeployment risks qualify the conversion from announced capacity projects to incremental tester purchases. No project investment is added directly to the 2028 forecast. ([sec.gov](https://www.sec.gov/Archives/edgar/data/xx.xx/xx.xx/amkr-xx.xx.htm))
- Evidence informing the 2029 market-value input; displayed series and growth include calculations: The buyer's broad spending and commitment disclosures support retaining procurement-conversion and reuse uncertainty rather than equating project completion with tester sales. ([sec.gov](https://www.sec.gov/Archives/edgar/data/xx.xx/xx.xx/amkr-xx.xx.htm))
- Evidence informing base-year allocation inputs; displayed values and growth are calculated: The test-equipment accounting-life extension from five to seven years constrains the annualized production denominator against which engineering purchasing is compared. ([sec.gov](https://www.sec.gov/Archives/edgar/data/xx.xx/xx.xx/amkr-xx.xx.htm))
- Evidence informing forecast-year allocation inputs; displayed values and growth are calculated: The test-equipment accounting-life extension from five to seven years constrains the annualized production denominator against which engineering purchasing is compared. ([sec.gov](https://www.sec.gov/Archives/edgar/data/xx.xx/xx.xx/amkr-xx.xx.htm))
- Evidence informing base-year allocation inputs; displayed values and growth are calculated: Seven-year test-equipment accounting life anchors the selected purchasing-frequency proxy; broad capital expenditure is not treated as tester-only spending. ([sec.gov](https://www.sec.gov/Archives/edgar/data/xx.xx/xx.xx/amkr-xx.xx.htm))
- Evidence informing forecast-year allocation inputs; displayed values and growth are calculated: Seven-year test-equipment accounting life anchors the selected purchasing-frequency proxy; broad capital expenditure is not treated as tester-only spending. ([sec.gov](https://www.sec.gov/Archives/edgar/data/xx.xx/xx.xx/amkr-xx.xx.htm))
- Evidence informing base-year allocation inputs; displayed values and growth are calculated: Standardized platforms and customer-consigned testers qualify ownership and reuse attribution; these conditions do not establish accepted joint-purpose deployment. ([sec.gov](https://www.sec.gov/Archives/edgar/data/xx.xx/xx.xx/amkr-xx.xx.htm))
- Evidence informing forecast-year allocation inputs; displayed values and growth are calculated: Standardized platforms and customer-consigned testers qualify ownership and reuse attribution; these conditions do not establish accepted joint-purpose deployment. ([sec.gov](https://www.sec.gov/Archives/edgar/data/xx.xx/xx.xx/amkr-xx.xx.htm))
- Evidence informing base-year allocation inputs; displayed values and growth are calculated: The buyer reports approximately xx.xx% Computing sales and standardized tester investment, providing a representativeness and reuse check, not equipment-market weights. ([sec.gov](https://www.sec.gov/Archives/edgar/data/xx.xx/xx.xx/amkr-xx.xx.htm))
- Evidence informing forecast-year allocation inputs; displayed values and growth are calculated: The buyer reports approximately xx.xx% Computing sales and standardized tester investment, providing a representativeness and reuse check, not equipment-market weights. ([sec.gov](https://www.sec.gov/Archives/edgar/data/xx.xx/xx.xx/amkr-xx.xx.htm))
- Evidence informing base-year allocation inputs; displayed values and growth are calculated: Approximately xx.xx% Communications sales and customer-consigned equipment demonstrate why operator revenue and ownership cannot directly determine tester purchasing shares. ([sec.gov](https://www.sec.gov/Archives/edgar/data/xx.xx/xx.xx/amkr-xx.xx.htm))
- Evidence informing forecast-year allocation inputs; displayed values and growth are calculated: Approximately xx.xx% Communications sales and customer-consigned equipment demonstrate why operator revenue and ownership cannot directly determine tester purchasing shares. ([sec.gov](https://www.sec.gov/Archives/edgar/data/xx.xx/xx.xx/amkr-xx.xx.htm))
- Evidence informing base-year allocation inputs; displayed values and growth are calculated: Approximately xx.xx% Consumer sales provide a buyer-specific countercheck; shared-platform practices do not quantify

21. HT Micron - Quality Management and Brazilian Operating Scope
    - Evidence informing base-year allocation inputs; displayed values and growth are calculated: Company disclosure establishes Brazilian semiconductor encapsulation and testing activity, but not tester-only expenditure.
    - Evidence informing forecast-year allocation inputs; displayed values and growth are calculated: Company disclosure establishes Brazilian semiconductor encapsulation and testing activity, but not tester-only expenditure.
22. Brazil MDIC - Complexo Eletroeletrônico e de Semicondutores
    - Evidence informing forecast-year allocation inputs; displayed values and growth are calculated: Brasil Semicon is national policy context; its overview does not establish a particular eligible tester purchase or fiscal benefit.
23. Teradyne - Magnum 2 Memory Test Solution
    - Evidence informing base-year allocation inputs; displayed values and growth are calculated: Magnum xx.xx lists SRAM applications, establishing a commercial category mapping without supplying a revenue weight.
    - Evidence informing forecast-year allocation inputs; displayed values and growth are calculated: Magnum xx.xx lists SRAM applications, establishing a commercial category mapping without supplying a revenue weight.
    - Evidence informing base-year allocation inputs; displayed values and growth are calculated: DRAM, SRAM, NOR and NAND capability overlaps support mutually exclusive configuration attribution rather than adding advertised capabilities as sales.
    - Evidence informing forecast-year allocation inputs; displayed values and growth are calculated: DRAM, SRAM, NOR and NAND capability overlaps support mutually exclusive configuration attribution rather than adding advertised capabilities as sales.
    - Evidence informing base-year allocation inputs; displayed values and growth are calculated: Low-end SoC and memory applications identify a candidate combined-capability pool; actual joint customer mandates and numerical fractions remain unmeasured.
    - Evidence informing forecast-year allocation inputs; displayed values and growth are calculated: Low-end SoC and memory applications identify a candidate combined-capability pool; actual joint customer mandates and numerical fractions remain unmeasured.
    - Evidence informing base-year allocation inputs; displayed values and growth are calculated: Separately identifies an engineering configuration, supporting purpose classification and the direction of the modeled realization difference, not its exact numerical price ratio. ([teradyne.com](https://www.teradyne.com/products/magnum-xx.xx/))
    - Evidence informing forecast-year allocation inputs; displayed values and growth are calculated: Separately identifies an engineering configuration, supporting purpose classification and the direction of the modeled realization difference, not its exact numerical price ratio. ([teradyne.com](https://www.teradyne.com/products/magnum-xx.xx/))
    - Evidence informing base-year allocation inputs; displayed values and growth are calculated: Separately identifies production configurations, supporting production-purpose attribution rather than classification from family-wide capability alone. ([teradyne.com](https://www.teradyne.com/products/magnum-xx.xx/))
    - Evidence informing forecast-year allocation inputs; displayed values and growth are calculated: Separately identifies production configurations, supporting production-purpose attribution rather than classification from family-wide capability alone. ([teradyne.com](https://www.teradyne.com/products/magnum-xx.xx/))
    - Evidence informing base-year allocation inputs; displayed values and growth are calculated: Engineering programs can transfer to production versions; this supports conditional continuity but does not measure joint-purpose purchases or the forecast adoption multiplier. ([teradyne.com](https://www.teradyne.com/products/magnum-xx.xx/))
    - Evidence informing forecast-year allocation inputs; displayed values and growth are calculated: Engineering programs can transfer to production versions; this supports conditional continuity but does not measure joint-purpose purchases or the forecast adoption multiplier. ([teradyne.com](https://www.teradyne.com/products/magnum-xx.xx/))

24. Advantest - T5835 Memory Test System
    - Evidence informing base-year allocation inputs; displayed values and growth are calculated: T5835 is commercially positioned for both DRAM and NAND, supporting the cross-family classification premise but not the modeled co-primary revenue fraction.
    - Evidence informing forecast-year allocation inputs; displayed values and growth are calculated: T5835 is commercially positioned for both DRAM and NAND, supporting the cross-family classification premise but not the modeled co-primary revenue fraction.
25. Advantest - T5503HS2 Memory Test System
    - Evidence informing base-year allocation inputs; displayed values and growth are calculated: DRAM/HBM product positioning establishes category mapping; the documented installed-T5503 upgrade path supports retaining upgrade-substitution uncertainty rather than assuming universal replacement.
    - Evidence informing forecast-year allocation inputs; displayed values and growth are calculated: DRAM/HBM product positioning establishes category mapping; the documented installed-T5503 upgrade path supports retaining upgrade-substitution uncertainty rather than assuming universal replacement.
26. Advantest will Showcase Latest Memory Test Solutions at Future of Memory and Storage 2024
    - Evidence informing base-year allocation inputs; displayed values and growth are calculated: The August xx.xx 2024 announcement identifies T5835 among promoted memory offerings, establishing pre-base-year commercial positioning without proving customer acceptance or sales mix.
27. Advantest - V93000 SoC Test Systems
    - Evidence informing base-year allocation inputs; displayed values and growth are calculated: Advantest classifies V93000 as a SoC Test System, supporting the commercial mapping of its reported SoC equipment pool without establishing a sales percentage.
    - Evidence informing forecast-year allocation inputs; displayed values and growth are calculated: Advantest classifies V93000 as a SoC Test System, supporting the commercial mapping of its reported SoC equipment pool without establishing a sales percentage.
    - Evidence informing base-year allocation inputs; displayed values and growth are calculated: V93000 documentation identifies reusable programs and interface hardware across generations and supplier-developed SmarTest software. These support the retained-investment condition, not a measured switching rate or forecast share. ([advantest.com](https://www.advantest.com/en/products/semiconductor-test-system/soc/v93000/))
    - Evidence informing forecast-year allocation inputs; displayed values and growth are calculated: V93000 documentation identifies reusable programs and interface hardware across generations and supplier-developed SmarTest software. These support the retained-investment condition, not a measured switching rate or forecast share. ([advantest.com](https://www.advantest.com/en/products/semiconductor-test-system/soc/v93000/))
28. Emerson Electric Co. - Form 10-K for the Year Ended September 30, 2025
    - Evidence informing base-year allocation inputs; displayed values and growth are calculated: Reported Test & Measurement sales of USD xx.xx in FY2025 and USD xx.xx in FY2024 constrain the broad NI revenue proxy, not complete SoC/memory tester revenue. ([ir.emerson.com](https://ir.emerson.com/sec-filings/all-sec-filings/content/xx.xx-xx.xx-xx.xx/emr-xx.xx.htm))
29. Emerson Electric Co. - Form 10-Q for the Quarter Ended December 31, 2025
    - Evidence informing base-year allocation inputs; displayed values and growth are calculated: December-quarter Test & Measurement sales of USD xx.xx versus USD xx.xx supply the approximate calendar bridge. Prior-period segment presentation was reclassified, limiting level comparability. ([sec.gov](https://www.sec.gov/Archives/edgar/data/xx.xx/xx.xx/emr-xx.xx.htm))
30. National Instruments Corporation - 2022 Annual Report
    - Evidence informing base-year allocation inputs; displayed values and growth are calculated: Semiconductor and Electronics represented approximately xx.xx% of NI's 2022 revenue, with approximately half from production test and half from R&D test. These historical mix observations calibrate, but do not verify, the 2025 scoped equipment budget. ([sec.gov](https://www.sec.gov/Archives/edgar/data/xx.xx/xx.xx/ny20006399x3_ars.pdf))

31. Advantest - FY2025 Financial Briefing, April 27, 2026

· Evidence informing base-year allocation inputs; displayed values and growth are calculated: Automotive/industrial/consumer/DDIC represented approximately xx.xx% and xx.xx% of fiscal SoC sales in FY2024 and FY2025, rounded to five-percentage-point increments. These application proportions constrain the mainstream equipment attribution. ([advantest.com](https://www.advantest.com/document/en/investors/ir-library/result/JE_BIZ_260427_slide.pdf))

· Evidence informing forecast-year allocation inputs; displayed values and growth are calculated: Automotive/industrial/consumer/DDIC represented approximately xx.xx% and xx.xx% of fiscal SoC sales in FY2024 and FY2025, rounded to five-percentage-point increments. These application proportions constrain the mainstream equipment attribution. ([advantest.com](https://www.advantest.com/document/en/investors/ir-library/result/JE_BIZ_260427_slide.pdf))

· Evidence informing base-year allocation inputs; displayed values and growth are calculated: Fiscal SoC sales increased from JPY xx.xx to JPY xx.xx, while computing/communications represented approximately xx.xx% of FY2025 SoC sales. This supports differentiated application-growth assumptions, not a directly observed proprietary share or future allocation. ([advantest.com](https://www.advantest.com/document/en/investors/ir-library/result/JE_BIZ_260427_slide.pdf))

· Evidence informing forecast-year allocation inputs; displayed values and growth are calculated: Fiscal SoC sales increased from JPY xx.xx to JPY xx.xx, while computing/communications represented approximately xx.xx% of FY2025 SoC sales. This supports differentiated application-growth assumptions, not a directly observed proprietary share or future allocation. ([advantest.com](https://www.advantest.com/document/en/investors/ir-library/result/JE_BIZ_260427_slide.pdf))

32. Advantest - Annual Report 2005

· Evidence informing base-year allocation inputs; displayed values and growth are calculated: The report identifies T2000's OPENSTAR basis and publicly available specifications developed through the Semiconductor Test Consortium. This supports historical standards classification only; its historical market-share statements are not used. ([www3.advantest.com](https://www3.advantest.com/documents/xx.xx/xx.xx/pdf_investor_AR2005_en.pdf))

· Evidence informing forecast-year allocation inputs; displayed values and growth are calculated: The report identifies T2000's OPENSTAR basis and publicly available specifications developed through the Semiconductor Test Consortium. This supports historical standards classification only; its historical market-share statements are not used. ([www3.advantest.com](https://www3.advantest.com/documents/xx.xx/xx.xx/pdf_investor_AR2005_en.pdf))

33. Advantest - What Is ATE (Automated Test Equipment)? Roles, Systems & Future Outlook

· Evidence informing base-year allocation inputs; displayed values and growth are calculated: Current company positioning identifies T2000 as open architecture and associates it with microcontroller and automotive applications, supporting continuity of the classification premise without measuring sales. ([advantest.com](https://www.advantest.com/en/semiconductor-basics/automated-test-equipment/))

· Evidence informing forecast-year allocation inputs; displayed values and growth are calculated: Current company positioning identifies T2000 as open architecture and associates it with microcontroller and automotive applications, supporting continuity of the classification premise without measuring sales. ([advantest.com](https://www.advantest.com/en/semiconductor-basics/automated-test-equipment/))

· Evidence informing base-year allocation inputs; displayed values and growth are calculated: The company distinguishes V93000's supplier-specific architecture from T2000's open-architecture positioning, supporting platform-level rather than supplier-wide classification. ([advantest.com](https://www.advantest.com/en/semiconductor-basics/automated-test-equipment/))

· Evidence informing forecast-year allocation inputs; displayed values and growth are calculated: The company distinguishes V93000's supplier-specific architecture from T2000's open-architecture positioning, supporting platform-level rather than supplier-wide classification. ([advantest.com](https://www.advantest.com/en/semiconductor-basics/automated-test-equipment/))

34. NI - What Is the Semiconductor Test System (STS)?

· Evidence informing base-year allocation inputs; displayed values and growth are calculated: STS is an integrated PXI-based ATE offering with broad RF, mixed-signal and MEMS positioning. This establishes the architecture and turnkey commercial model while requiring deductions for applications outside the captured SoC/memory boundary. ([ni.com](https://www.ni.com/en/shop/electronic-test-instrumentation/what-is-the-semiconductor-test-system.html))

· Evidence informing forecast-year allocation inputs; displayed values and growth are calculated: STS is an integrated PXI-based ATE offering with broad RF, mixed-signal and MEMS positioning. This establishes the architecture and turnkey commercial model while requiring deductions for applications outside the captured SoC/memory boundary. ([ni.com](https://www.ni.com/en/shop/electronic-test-instrumentation/what-is-the-semiconductor-test-system.html))

35. Marvin Test Solutions - PXIe Semiconductor Test System, TS-960e Series

· Evidence informing base-year allocation inputs; displayed values and growth are calculated: TS-960e is marketed as a complete integrated PXI Express semiconductor system for SoC applications, including proprietary application elements. It establishes commercial category participation, not the modeled smaller-system shipment count or price. ([marvintest.com](https://www.marvintest.com/Product/TS-960e-Series))

36. Emerson Electric Co. - Form 10-Q for the Quarter Ended June 30, 2026

· Evidence informing forecast-year allocation inputs; displayed values and growth are calculated: Nine-month Test & Measurement revenue of USD xx.xx versus USD xx.xx provides the broad growth calibration for the assumed 2026 eligible-equipment increase. Semiconductor and aerospace/defense both contributed, so the disclosure does not isolate open-standard SoC/memory sales. ([ir.emerson.com](https://ir.emerson.com/sec-filings/all-sec-filings/content/xx.xx-xx.xx-xx.xx/emr-xx.xx.htm))

37. PXI Systems Alliance - What Is PXI

· Evidence informing base-year allocation inputs; displayed values and growth are calculated: The association defines PXI as an open modular standard with a multi-vendor ecosystem and distinguishes its building blocks from completed application systems. This supports the governing-architecture boundary, not sales weights. ([pxisa.org](https://pxisa.org/what-is-pxi/))

· Evidence informing forecast-year allocation inputs; displayed values and growth are calculated: The association defines PXI as an open modular standard with a multi-vendor ecosystem and distinguishes its building blocks from completed application systems. This supports the governing-architecture boundary, not sales weights. ([pxisa.org](https://pxisa.org/what-is-pxi/))

38. Test Services - UTAC Group
    - Evidence informing base-year allocation inputs; displayed values and growth are calculated: Reports xx.xx+ test engineers alongside 2,000+ testers, anchoring the engineering-station proxy used in the base model and carried into the forecast; it does not disclose purpose sales shares. ([utacgroup.com](https://utacgroup.com/test-services/))
    - Evidence informing forecast-year allocation inputs; displayed values and growth are calculated: Reports xx.xx+ test engineers alongside 2,000+ testers, anchoring the engineering-station proxy used in the base model and carried into the forecast; it does not disclose purpose sales shares. ([utacgroup.com](https://utacgroup.com/test-services/))
    - Evidence informing base-year allocation inputs; displayed values and growth are calculated: The 2,000+ tester fleet provides an operator-stock benchmark that is converted to annual value only through the disclosed purchasing-frequency assumptions. ([utacgroup.com](https://utacgroup.com/test-services/))
    - Evidence informing forecast-year allocation inputs; displayed values and growth are calculated: The 2,000+ tester fleet provides an operator-stock benchmark that is converted to annual value only through the disclosed purchasing-frequency assumptions. ([utacgroup.com](https://utacgroup.com/test-services/))
    - Evidence informing base-year allocation inputs; displayed values and growth are calculated: Advertises engineering services and production testing within the same business, supporting commercial coexistence but not the assumed accepted joint-purpose percentage or future adoption. ([utacgroup.com](https://utacgroup.com/test-services/))
    - Evidence informing forecast-year allocation inputs; displayed values and growth are calculated: Advertises engineering services and production testing within the same business, supporting commercial coexistence but not the assumed accepted joint-purpose percentage or future adoption. ([utacgroup.com](https://utacgroup.com/test-services/))
39. Efforts to Provide Value Through Business - Advantest
    - Evidence informing base-year allocation inputs; displayed values and growth are calculated: States typical customer equipment use of xx.xx-xx.xx years, providing a longer-use sensitivity for the stock-to-purchasing-value bridge rather than a measured engineering share. ([advantest.com](https://www.advantest.com/en/about/sustainability/society/responding-product-liability/))
    - Evidence informing base-year allocation inputs; displayed values and growth are calculated: The xx.xx-xx.xx-year use period constrains replacement assumptions and is distinguished from the buyer accounting-life proxy used in the working model. ([advantest.com](https://www.advantest.com/en/about/sustainability/society/responding-product-liability/))
40. A New Approach for IC Test - Leveraging the Strength of the PXI Platform - NI
    - Evidence informing base-year allocation inputs; displayed values and growth are calculated: Describes scalable characterization and production configurations and the commercial constraints of traditional laboratory ATE, supporting a distinct engineering purchasing model. ([ni.com](https://www.ni.com/en/shop/electronic-test-instrumentation/what-is-the-semiconductor-test-system/a-new-approach-for-ic-test---leveraging-the-strength-of-the-pxi-.html))
    - Evidence informing forecast-year allocation inputs; displayed values and growth are calculated: Describes scalable characterization and production configurations and the commercial constraints of traditional laboratory ATE, supporting a distinct engineering purchasing model. ([ni.com](https://www.ni.com/en/shop/electronic-test-instrumentation/what-is-the-semiconductor-test-system/a-new-approach-for-ic-test---leveraging-the-strength-of-the-pxi-.html))
    - Evidence informing base-year allocation inputs; displayed values and growth are calculated: Shared hardware and software support a continuity scenario, but the record provides neither accepted joint-deployment revenue nor future penetration; both remain explicit assumptions. ([ni.com](https://www.ni.com/en/shop/electronic-test-instrumentation/what-is-the-semiconductor-test-system/a-new-approach-for-ic-test---leveraging-the-strength-of-the-pxi-.html))
    - Evidence informing forecast-year allocation inputs; displayed values and growth are calculated: Shared hardware and software support a continuity scenario, but the record provides neither accepted joint-deployment revenue nor future penetration; both remain explicit assumptions. ([ni.com](https://www.ni.com/en/shop/electronic-test-instrumentation/what-is-the-semiconductor-test-system/a-new-approach-for-ic-test---leveraging-the-strength-of-the-pxi-.html))

41. Teradyne - 2025 Annual Report to Shareholders
    - Evidence informing base-year allocation inputs; displayed values and growth are calculated: The USD xx.xx Compute application weight anchors the scoped Computing allocation. ([investors.teradyne.com](https://investors.teradyne.com/sec-filings/all-sec-filings/content/xx.xx-xx.xx-xx.xx/xx.xx-xx.xx-xx.xx.pdf))
    - Evidence informing base-year allocation inputs; displayed values and growth are calculated: The USD xx.xx Mobility weight and networking exposure support the modeled Communications bridge. ([investors.teradyne.com](https://investors.teradyne.com/sec-filings/all-sec-filings/content/xx.xx-xx.xx-xx.xx/xx.xx-xx.xx-xx.xx.pdf))
    - Evidence informing base-year allocation inputs; displayed values and growth are calculated: Published application buckets constrain the budget, but the consumer carve-out is an explicit attribution assumption. ([investors.teradyne.com](https://investors.teradyne.com/sec-filings/all-sec-filings/content/xx.xx-xx.xx-xx.xx/xx.xx-xx.xx-xx.xx.pdf))
    - Evidence informing base-year allocation inputs; displayed values and growth are calculated: USD xx.xx Auto-Industrial revenue supplies the pre-exclusion pool, not an observed Automotive subtotal. ([investors.teradyne.com](https://investors.teradyne.com/sec-filings/all-sec-filings/content/xx.xx-xx.xx-xx.xx/xx.xx-xx.xx-xx.xx.pdf))
    - Evidence informing base-year allocation inputs; displayed values and growth are calculated: The shared Auto-Industrial pool constrains Industrial Electronics after scope and end-use adjustments. ([investors.teradyne.com](https://investors.teradyne.com/sec-filings/all-sec-filings/content/xx.xx-xx.xx-xx.xx/xx.xx-xx.xx-xx.xx.pdf))
    - Evidence informing base-year allocation inputs; displayed values and growth are calculated: The application budget constrains the modeled specialized tail; separate Product Test defense revenue is excluded. ([investors.teradyne.com](https://investors.teradyne.com/sec-filings/all-sec-filings/content/xx.xx-xx.xx-xx.xx/xx.xx-xx.xx-xx.xx.pdf))
42. TSMC - 2025 Form 20-F
    - Evidence informing base-year allocation inputs; displayed values and growth are calculated: 2025 HPC revenue of NT$xx.xx anchors the adjusted logic-demand proxy; networking is separated by assumption. ([investor.tsmc.com](https://investor.tsmc.com/sites/ir/sec-filings/2025_20F%20Report.pdf))
    - Evidence informing base-year allocation inputs; displayed values and growth are calculated: Smartphone revenue of NT$xx.xx and networking within HPC constrain Communications, with an explicit equipment-intensity bridge. ([investor.tsmc.com](https://investor.tsmc.com/sites/ir/sec-filings/2025_20F%20Report.pdf))
43. Micron Technology - Form 10-K for the Year Ended August 28, 2025
    - Evidence informing base-year allocation inputs; displayed values and growth are calculated: Cloud, data-center and client business revenues constrain Computing's memory-equipment proxy, not equipment receipts directly. ([s25.q4cdn.com](https://s25.q4cdn.com/xx.xx/files/doc_financials/2025/ar/2025-Form-xx.xx-K.pdf))
    - Evidence informing base-year allocation inputs; displayed values and growth are calculated: Mobile/client and data-center revenues provide the economic pool for modeled mobile and networking attribution. ([s25.q4cdn.com](https://s25.q4cdn.com/xx.xx/files/doc_financials/2025/ar/2025-Form-xx.xx-K.pdf))
    - Evidence informing base-year allocation inputs; displayed values and growth are calculated: USD xx.xx Automotive and Embedded revenue constrains the modeled consumer-memory tail. ([s25.q4cdn.com](https://s25.q4cdn.com/xx.xx/files/doc_financials/2025/ar/2025-Form-xx.xx-K.pdf))
    - Evidence informing base-year allocation inputs; displayed values and growth are calculated: The embedded business supplies a bounded activity proxy requiring scope, realization and end-use adjustments. ([s25.q4cdn.com](https://s25.q4cdn.com/xx.xx/files/doc_financials/2025/ar/2025-Form-xx.xx-K.pdf))
    - Evidence informing base-year allocation inputs; displayed values and growth are calculated: The embedded business constrains Industrial Electronics memory activity; its equipment conversion is assumed. ([s25.q4cdn.com](https://s25.q4cdn.com/xx.xx/files/doc_financials/2025/ar/2025-Form-xx.xx-K.pdf))
    - Evidence informing base-year allocation inputs; displayed values and growth are calculated: The embedded pool bounds the specialized-memory tail; no separate defense revenue is reported. ([s25.q4cdn.com](https://s25.q4cdn.com/xx.xx/files/doc_financials/2025/ar/2025-Form-xx.xx-K.pdf))

44. Semiconductor Industry Association - 2025 Factbook

· Evidence informing base-year allocation inputs; displayed values and growth are calculated: 2024 PC/Computer semiconductor demand of xx.xx% enters only the scope-adjusted secondary-supplier proxy. ([semiconductors.org](https://www.semiconductors.org/wp-content/uploads/2025/xx.xx/2025-SIA-Factbook-FINAL-xx.xx.pdf))

· Evidence informing base-year allocation inputs; displayed values and growth are calculated: 2024 Communications demand of xx.xx% is adjusted for eligible equipment scope before use. ([semiconductors.org](https://www.semiconductors.org/wp-content/uploads/2025/xx.xx/2025-SIA-Factbook-FINAL-xx.xx.pdf))

· Evidence informing base-year allocation inputs; displayed values and growth are calculated: Consumer semiconductor demand of xx.xx% anchors the adjusted minor-application weights. ([semiconductors.org](https://www.semiconductors.org/wp-content/uploads/2025/xx.xx/2025-SIA-Factbook-FINAL-xx.xx.pdf))

· Evidence informing base-year allocation inputs; displayed values and growth are calculated: Automotive demand of xx.xx% is reduced for non-SoC exposure in the commercial proxy. ([semiconductors.org](https://www.semiconductors.org/wp-content/uploads/2025/xx.xx/2025-SIA-Factbook-FINAL-xx.xx.pdf))

· Evidence informing base-year allocation inputs; displayed values and growth are calculated: Industrial demand of xx.xx% anchors a scope-adjusted weight, not a tester-equipment share. ([semiconductors.org](https://www.semiconductors.org/wp-content/uploads/2025/xx.xx/2025-SIA-Factbook-FINAL-xx.xx.pdf))

· Evidence informing base-year allocation inputs; displayed values and growth are calculated: Government demand of xx.xx%, including military, constrains the specialized end-use proxy. ([semiconductors.org](https://www.semiconductors.org/wp-content/uploads/2025/xx.xx/2025-SIA-Factbook-FINAL-xx.xx.pdf))

45. WSTS - Semiconductor Market Insights, October 2024

· Evidence informing base-year allocation inputs; displayed values and growth are calculated: The detailed Consumer definition includes entertainment products, household white goods and personal wearables, supporting consistent end-use attribution. ([semiconductors.org](https://www.semiconductors.org/wp-content/uploads/2025/xx.xx/WSTS-Presentation-Subscription-Oct2024.pdf))

· Evidence informing forecast-year allocation inputs; displayed values and growth are calculated: The detailed Consumer definition includes entertainment products, household white goods and personal wearables, supporting consistent end-use attribution. ([semiconductors.org](https://www.semiconductors.org/wp-content/uploads/2025/xx.xx/WSTS-Presentation-Subscription-Oct2024.pdf))

· Evidence informing base-year allocation inputs; displayed values and growth are calculated: Industrial includes professional test, control and measuring equipment, distinguishing it from household consumer equipment. ([semiconductors.org](https://www.semiconductors.org/wp-content/uploads/2025/xx.xx/WSTS-Presentation-Subscription-Oct2024.pdf))

· Evidence informing forecast-year allocation inputs; displayed values and growth are calculated: Industrial includes professional test, control and measuring equipment, distinguishing it from household consumer equipment. ([semiconductors.org](https://www.semiconductors.org/wp-content/uploads/2025/xx.xx/WSTS-Presentation-Subscription-Oct2024.pdf))

· Evidence informing base-year allocation inputs; displayed values and growth are calculated: Government is defined as military and aerospace in the detailed end-use illustration, supporting the retained category mapping. ([semiconductors.org](https://www.semiconductors.org/wp-content/uploads/2025/xx.xx/WSTS-Presentation-Subscription-Oct2024.pdf))

· Evidence informing forecast-year allocation inputs; displayed values and growth are calculated: Government is defined as military and aerospace in the detailed end-use illustration, supporting the retained category mapping. ([semiconductors.org](https://www.semiconductors.org/wp-content/uploads/2025/xx.xx/WSTS-Presentation-Subscription-Oct2024.pdf))

46. NXP Semiconductors - Form 10-K for the Year Ended December 31, 2025

· Evidence informing base-year allocation inputs; displayed values and growth are calculated: 2025 Automotive revenue of USD xx.xx, down xx.xx%, qualifies assumptions of immediate equipment-demand acceleration. ([sec.gov](https://www.sec.gov/Archives/edgar/data/xx.xx/xx.xx/nxpi-xx.xx.htm))

· Evidence informing forecast-year allocation inputs; displayed values and growth are calculated: 2025 Automotive revenue of USD xx.xx, down xx.xx%, qualifies assumptions of immediate equipment-demand acceleration. ([sec.gov](https://www.sec.gov/Archives/edgar/data/xx.xx/xx.xx/nxpi-xx.xx.htm))

· Evidence informing base-year allocation inputs; displayed values and growth are calculated: Industrial & IoT revenue of USD xx.xx increased xx.xx%, constraining the near-term recovery assumption rather than measuring tester sales. ([sec.gov](https://www.sec.gov/Archives/edgar/data/xx.xx/xx.xx/nxpi-xx.xx.htm))

· Evidence informing forecast-year allocation inputs; displayed values and growth are calculated: Industrial & IoT revenue of USD xx.xx increased xx.xx%, constraining the near-term recovery assumption rather than measuring tester sales. ([sec.gov](https://www.sec.gov/Archives/edgar/data/xx.xx/xx.xx/nxpi-xx.xx.htm))

47. NXP Semiconductors - Product Longevity
    - Evidence informing forecast-year allocation inputs; displayed values and growth are calculated: Participating products have minimum xx.xx- or xx.xx-year longevity periods; these do not establish tester replacement or support periods.
    ([nxp.com](https://www.nxp.com/products/nxp-product-information/nxp-product-programs/product-longevity%3APRDCT_LONGEVITY_HM))
    - Evidence informing forecast-year allocation inputs; displayed values and growth are calculated: The disclosed longevity condition supports retaining lifecycle uncertainty rather than inferring automatic recurring equipment purchases.
    ([nxp.com](https://www.nxp.com/products/nxp-product-information/nxp-product-programs/product-longevity%3APRDCT_LONGEVITY_HM))
48. DLA ASSIST-QuickSearch - MIL-PRF-38535 Document Details
    - Evidence informing base-year allocation inputs; displayed values and growth are calculated: The official record concerns covered microcircuits and manufacturer qualification, not tester-brand approval or equipment awards; no qualification-derived revenue premium is assumed.
    ([quicksearch.dla.mil](https://quicksearch.dla.mil/qsDocDetails.aspx?ident_number=xx.xx))
    - Evidence informing forecast-year allocation inputs; displayed values and growth are calculated: The official record concerns covered microcircuits and manufacturer qualification, not tester-brand approval or equipment awards; no qualification-derived revenue premium is assumed.
    ([quicksearch.dla.mil](https://quicksearch.dla.mil/qsDocDetails.aspx?ident_number=xx.xx))
49. ASE Technology Holding - Fourth Quarter and Full Year 2025 Financial Results, Form 6-K, February 5, 2026
    - Evidence informing base-year allocation inputs; displayed values and growth are calculated: ASE reports USD xx.xx of 2025 testing-equipment capital expenditure, a monetary purchasing anchor before complete-tester scope deductions.
    - Evidence informing forecast-year allocation inputs; displayed values and growth are calculated: ASE reports USD xx.xx of 2025 testing-equipment capital expenditure, a monetary purchasing anchor before complete-tester scope deductions.
50. ChipMOS - FY2025 and Fourth Quarter 2025 Investor Presentation
    - Evidence informing base-year allocation inputs; displayed values and growth are calculated: The presentation reports TWD xx.xx of 2025 capital expenditure and a xx.xx% testing allocation; currency and complete-tester attribution are modeled bridges.
    - Evidence informing forecast-year allocation inputs; displayed values and growth are calculated: The presentation reports TWD xx.xx of 2025 capital expenditure and a xx.xx% testing allocation; currency and complete-tester attribution are modeled bridges.
51. Alchip - Advanced Testing Services
    - Evidence informing base-year allocation inputs; displayed values and growth are calculated: Alchip identifies an owned V93K hosted at a test house. This supports category and ownership attribution, not annual purchase quantities, prices or the forecast.
    - Evidence informing forecast-year allocation inputs; displayed values and growth are calculated: Alchip identifies an owned V93K hosted at a test house. This supports category and ownership attribution, not annual purchase quantities, prices or the forecast.
52. University of Utah Nanofab - Verigy Tester
    - Evidence informing base-year allocation inputs; displayed values and growth are calculated: The university lists a V93000 SoC platform and access arrangement. This establishes an institutional equipment category, not a 2025 purchase or future procurement.
    - Evidence informing forecast-year allocation inputs; displayed values and growth are calculated: The university lists a V93000 SoC platform and access arrangement. This establishes an institutional equipment category, not a 2025 purchase or future procurement.

53. TEAM A.T.E. - Services

- Evidence informing base-year allocation inputs; displayed values and growth are calculated: The company describes pre-owned purchases and sales across SoC and memory ATE, supporting inclusion of eligible secondary-market purchases. Its undated offering page supplies category evidence, not 2025 transaction value. ([team-ate.com](https://www.team-ate.com/services))
- Evidence informing forecast-year allocation inputs; displayed values and growth are calculated: The company describes pre-owned purchases and sales across SoC and memory ATE, supporting inclusion of eligible secondary-market purchases. Its undated offering page supplies category evidence, not 2025 transaction value. ([team-ate.com](https://www.team-ate.com/services))
- Evidence informing base-year allocation inputs; displayed values and growth are calculated: System rentals, rent-to-own arrangements and leases establish a third-party equipment-access route. The stated field-service limitation qualifies universal availability; neither the offering nor its category list supplies numerical leasing weights. ([team-ate.com](https://www.team-ate.com/services))
- Evidence informing forecast-year allocation inputs; displayed values and growth are calculated: System rentals, rent-to-own arrangements and leases establish a third-party equipment-access route. The stated field-service limitation qualifies universal availability; neither the offering nor its category list supplies numerical leasing weights. ([team-ate.com](https://www.team-ate.com/services))
- Evidence informing base-year allocation inputs; displayed values and growth are calculated: The company distinguishes its representation activities from inventory-based equipment transactions, supporting role-specific classification rather than assigning every represented OEM transaction to resale. ([team-ate.com](https://www.team-ate.com/services))
- Evidence informing forecast-year allocation inputs; displayed values and growth are calculated: The company distinguishes its representation activities from inventory-based equipment transactions, supporting role-specific classification rather than assigning every represented OEM transaction to resale. ([team-ate.com](https://www.team-ate.com/services))
- Evidence informing base-year allocation inputs; displayed values and growth are calculated: Purchasing surplus equipment for inventory, SoC/memory equipment offerings and rental/lease arrangements establish merchant commercial routes. The absence of a worldwide field-service organization qualifies support assumptions but supplies no revenue weight. ([team-ate.com](https://www.team-ate.com/services))
- Evidence informing forecast-year allocation inputs; displayed values and growth are calculated: Purchasing surplus equipment for inventory, SoC/memory equipment offerings and rental/lease arrangements establish merchant commercial routes. The absence of a worldwide field-service organization qualifies support assumptions but supplies no revenue weight. ([team-ate.com](https://www.team-ate.com/services))

54. Advantest Pre-Owned Solutions - Business

· Evidence informing base-year allocation inputs; displayed values and growth are calculated: The OEM's pre-owned business includes equipment resale, license switching, installation and maintenance support. This supports the purchase boundary beyond new equipment, without establishing resale revenue or a future share. ([advantest.com](https://www.advantest.com/en/customer-services/apo/business/))

· Evidence informing forecast-year allocation inputs; displayed values and growth are calculated: The OEM's pre-owned business includes equipment resale, license switching, installation and maintenance support. This supports the purchase boundary beyond new equipment, without establishing resale revenue or a future share. ([advantest.com](https://www.advantest.com/en/customer-services/apo/business/))

· Evidence informing base-year allocation inputs; displayed values and growth are calculated: OEM-managed pre-owned transactions include license switching, installation and maintenance, supporting direct classification when the consolidated manufacturer is the seller regardless of equipment age. ([advantest.com](https://www.advantest.com/en/customer-services/apo/business/))

· Evidence informing forecast-year allocation inputs; displayed values and growth are calculated: OEM-managed pre-owned transactions include license switching, installation and maintenance, supporting direct classification when the consolidated manufacturer is the seller regardless of equipment age. ([advantest.com](https://www.advantest.com/en/customer-services/apo/business/))

· Evidence informing base-year allocation inputs; displayed values and growth are calculated: The OEM-managed resale alternative qualifies an assumption that all pre-owned equipment passes through independent resellers and provides a commercial counterforce to merchant growth, without measuring its magnitude. ([advantest.com](https://www.advantest.com/en/customer-services/apo/business/))

· Evidence informing forecast-year allocation inputs; displayed values and growth are calculated: The OEM-managed resale alternative qualifies an assumption that all pre-owned equipment passes through independent resellers and provides a commercial counterforce to merchant growth, without measuring its magnitude. ([advantest.com](https://www.advantest.com/en/customer-services/apo/business/))

55. IFRS Foundation - IFRIC Update March 2023: Definition of a Lease-Substitution Rights

· Evidence informing base-year allocation inputs; displayed values and growth are calculated: The identified-asset, control and substantive-substitution criteria support distinguishing equipment leasing from outsourced testing services. This is a classification premise for both anchors, not evidence of market prevalence. ([ifrs.org](https://www.ifrs.org/news-and-events/updates/ifric/2023/ifric-update-march-2023/))

· Evidence informing forecast-year allocation inputs; displayed values and growth are calculated: The identified-asset, control and substantive-substitution criteria support distinguishing equipment leasing from outsourced testing services. This is a classification premise for both anchors, not evidence of market prevalence. ([ifrs.org](https://www.ifrs.org/news-and-events/updates/ifric/2023/ifric-update-march-2023/))

56. Spirox Corporation - 2025 Annual Report

- Evidence informing base-year allocation inputs; displayed values and growth are calculated: Consolidated revenue decreased from NTD xx.xx in 2024 to NTD xx.xx in 2025, providing a mixed-product intermediary countercheck to uniform channel growth rather than a global allocation weight. ([file.spirox.com.tw](https://file.spirox.com.tw/Annual%20Reports/2025/xx.xx%E5%B9%B4%E5%BA%A6%E5%B9%B4%E5%A0%B1%xx.xx%E8%8B%B1%E6%xx.xx%xx.xx%xx.xx.pdf))
- Evidence informing forecast-year allocation inputs; displayed values and growth are calculated: Consolidated revenue decreased from NTD xx.xx in 2024 to NTD xx.xx in 2025, providing a mixed-product intermediary countercheck to uniform channel growth rather than a global allocation weight. ([file.spirox.com.tw](https://file.spirox.com.tw/Annual%20Reports/2025/xx.xx%E5%B9%B4%E5%BA%A6%E5%B9%B4%E5%A0%B1%xx.xx%E8%8B%B1%E6%xx.xx%xx.xx%xx.xx.pdf))
- Evidence informing base-year allocation inputs; displayed values and growth are calculated: Semiconductor-equipment revenue was NTD xx.xx in 2025, separately from service and maintenance. Agency/distribution, own products and adjacent equipment prevent attributing the full amount to merchant SoC/memory tester sales. ([file.spirox.com.tw](https://file.spirox.com.tw/Annual%20Reports/2025/xx.xx%E5%B9%B4%E5%BA%A6%E5%B9%B4%E5%A0%B1%xx.xx%E8%8B%B1%E6%xx.xx%xx.xx%xx.xx.pdf))
- Evidence informing forecast-year allocation inputs; displayed values and growth are calculated: Semiconductor-equipment revenue was NTD xx.xx in 2025, separately from service and maintenance. Agency/distribution, own products and adjacent equipment prevent attributing the full amount to merchant SoC/memory tester sales. ([file.spirox.com.tw](https://file.spirox.com.tw/Annual%20Reports/2025/xx.xx%E5%B9%B4%E5%BA%A6%E5%B9%B4%E5%A0%B1%xx.xx%E8%8B%B1%E6%xx.xx%xx.xx%xx.xx.pdf))

57. KYEC (2449) - Q4 2025 Investor Update

- Evidence informing base-year allocation inputs; displayed values and growth are calculated: KYEC reports 2025 wafer-probe revenue at xx.xx%; this is a buyer-activity input requiring the disclosed equipment-value and coverage corrections, not a directly observed tester share.
- Evidence informing forecast-year allocation inputs; displayed values and growth are calculated: KYEC reports 2025 wafer-probe revenue at xx.xx%; this is a buyer-activity input requiring the disclosed equipment-value and coverage corrections, not a directly observed tester share.
- Evidence informing base-year allocation inputs; displayed values and growth are calculated: Reported final-test revenue of xx.xx% supplies the conventional package-test proxy before the assumed exclusion of adjacent activity.
- Evidence informing forecast-year allocation inputs; displayed values and growth are calculated: Reported final-test revenue of xx.xx% supplies the conventional package-test proxy before the assumed exclusion of adjacent activity.
- Evidence informing base-year allocation inputs; displayed values and growth are calculated: The company's xx.xx% data-processing application mix anchors the modeled addressable advanced-SoC purchasing cohort; it does not measure bare-die equipment sales.
- Evidence informing forecast-year allocation inputs; displayed values and growth are calculated: The company's xx.xx% data-processing application mix anchors the modeled addressable advanced-SoC purchasing cohort; it does not measure bare-die equipment sales.
- Evidence informing base-year allocation inputs; displayed values and growth are calculated: The same application-mix input constrains the intermediate-assembly cohort; reported capital expenditure is a broad spending cross-check, not insertion-specific equipment revenue.
- Evidence informing forecast-year allocation inputs; displayed values and growth are calculated: The same application-mix input constrains the intermediate-assembly cohort; reported capital expenditure is a broad spending cross-check, not insertion-specific equipment revenue.

58. Advantest to Showcase Latest Test Solutions at SEMICON Southeast Asia 2025, May 20-22
· Evidence informing base-year allocation inputs; displayed values and growth are calculated: The May xx.xx 2025 announcement identifies a die-level handler linked with a tester for singulated dies, establishing a base-year commercial offering but not its delivered equipment receipts.
· Evidence informing forecast-year allocation inputs; displayed values and growth are calculated: The May xx.xx 2025 announcement identifies a die-level handler linked with a tester for singulated dies, establishing a base-year commercial offering but not its delivered equipment receipts.
· Evidence informing base-year allocation inputs; displayed values and growth are calculated: The same dated offering includes partially assembled dies. Only attributable tester receipts, not the handler value, enter the allocation model.
· Evidence informing forecast-year allocation inputs; displayed values and growth are calculated: The same dated offering includes partially assembled dies. Only attributable tester receipts, not the handler value, enter the allocation model.
59. Teradyne - Second-Quarter 2025 Earnings Call Prepared Remarks, July 30, 2025
· Evidence informing base-year allocation inputs; displayed values and growth are calculated: July xx.xx 2025 prepared remarks report an HBM4 post-stack win and state that the new insertion was not pervasive, qualifying the assumed intermediate-assembly uptake.
· Evidence informing forecast-year allocation inputs; displayed values and growth are calculated: July xx.xx 2025 prepared remarks report an HBM4 post-stack win and state that the new insertion was not pervasive, qualifying the assumed intermediate-assembly uptake.
· Evidence informing base-year allocation inputs; displayed values and growth are calculated: The remarks distinguish new system purchases from upgrades of existing capacity. This supports retaining reuse and incremental-receipt adjustments rather than equating every new deployment opportunity with a full new tester.
· Evidence informing forecast-year allocation inputs; displayed values and growth are calculated: The remarks distinguish new system purchases from upgrades of existing capacity. This supports retaining reuse and incremental-receipt adjustments rather than equating every new deployment opportunity with a full new tester.
60. Teradyne Introduces Integrated Test Solution for AI and Data Center Devices in Collaboration with Tokyo Electron
· Evidence informing forecast-year allocation inputs; displayed values and growth are calculated: The June xx.xx 2026 coordinated singulated-device offering supports commercial availability relevant to the forecast; it does not establish 2025 sales or the modeled 2032 penetration.
· Evidence informing forecast-year allocation inputs; displayed values and growth are calculated: The offering references multiple advanced-packaging points, but this is not evidence that an individual delivery has accepted multi-insertion coverage.
61. Amkor Technology - IC Semiconductor Test Services
· Evidence informing base-year allocation inputs; displayed values and growth are calculated: The company's service description separates wafer probe, testing between assembly steps and final testing, supporting the insertion mapping rather than a sales weight or complete-tester purchase requirement.
· Evidence informing forecast-year allocation inputs; displayed values and growth are calculated: The company's service description separates wafer probe, testing between assembly steps and final testing, supporting the insertion mapping rather than a sales weight or complete-tester purchase requirement.

17.11. United Kingdom

Table 360. United Kingdom SoC & Memory Semiconductor Tester Market Size, 2017-2040 (USD Million)

Country	2017	2024	2025	2026	2027	2032	2040	CAGR (%)
United Kingdom	**xx.xx**	**xx.xx**	**xx.xx**	**xx.xx**	**xx.xx**	**xx.xx**	**xx.xx**	**xx.xx**

Table 361. United Kingdom SoC & Memory Semiconductor Tester Market Size, by Tester Type, 2017-2040 (USD Million)

Tester Type	2017	2024	2025	2026	2027	2032	2040	CAGR (%)
Combined SoC & Memory Testers	xx.xx	xx.xx	xx.xx	xx.xx	xx.xx	xx.xx	xx.xx	xx.xx
Memory Testers	xx.xx	xx.xx	xx.xx	xx.xx	xx.xx	xx.xx	xx.xx	xx.xx
SoC Testers	xx.xx	xx.xx	xx.xx	xx.xx	xx.xx	xx.xx	xx.xx	xx.xx
Total	**xx.xx**	**xx.xx**	**xx.xx**	**xx.xx**	**xx.xx**	**xx.xx**	**xx.xx**	**xx.xx**

Table 362. United Kingdom SoC & Memory Semiconductor Tester Market Size, by Memory Testers, 2017-2040 (USD Million)

Memory Testers	2017	2024	2025	2026	2027	2032	2040	CAGR (%)
DRAM Testers	xx.xx	xx.xx	xx.xx	xx.xx	xx.xx	xx.xx	xx.xx	xx.xx
Multi-Family Memory Testers	xx.xx	xx.xx	xx.xx	xx.xx	xx.xx	xx.xx	xx.xx	xx.xx
Nonvolatile Memory Testers	xx.xx	xx.xx	xx.xx	xx.xx	xx.xx	xx.xx	xx.xx	xx.xx
SRAM Testers	xx.xx	xx.xx	xx.xx	xx.xx	xx.xx	xx.xx	xx.xx	xx.xx
Total	**xx.xx**	**xx.xx**	**xx.xx**	**xx.xx**	**xx.xx**	**xx.xx**	**xx.xx**	**xx.xx**

Table 363. United Kingdom SoC & Memory Semiconductor Tester Market Size, by Platform Architecture, 2017-2040 (USD Million)

Platform Architecture	2017	2024	2025	2026	2027	2032	2040	CAGR (%)
Open-Standard ATE Platforms	xx.xx	xx.xx	xx.xx	xx.xx	xx.xx	xx.xx	xx.xx	xx.xx
Proprietary ATE Platforms	xx.xx	xx.xx	xx.xx	xx.xx	xx.xx	xx.xx	xx.xx	xx.xx
Total	**xx.xx**	**xx.xx**	**xx.xx**	**xx.xx**	**xx.xx**	**xx.xx**	**xx.xx**	**xx.xx**

Table 364. United Kingdom SoC & Memory Semiconductor Tester Market Size, by Test Purpose, 2017-2040 (USD Million)

Test Purpose	2017	2024	2025	2026	2027	2032	2040	CAGR (%)
Combined Engineering and Production Testing	xx.xx	xx.xx	xx.xx	xx.xx	xx.xx	xx.xx	xx.xx	xx.xx
Engineering Evaluation and Characterization	xx.xx	xx.xx	xx.xx	xx.xx	xx.xx	xx.xx	xx.xx	xx.xx
Production Testing	xx.xx	xx.xx	xx.xx	xx.xx	xx.xx	xx.xx	xx.xx	xx.xx
Total	**xx.xx**	**xx.xx**	**xx.xx**	**xx.xx**	**xx.xx**	**xx.xx**	**xx.xx**	**xx.xx**

Table 365. United Kingdom SoC & Memory Semiconductor Tester Market Size, by Semiconductor End Market, 2017-2040 (USD Million)

Semiconductor End Market	2017	2024	2025	2026	2027	2032	2040	CAGR (%)
Aerospace and Defense	xx.xx	xx.xx	xx.xx	xx.xx	xx.xx	xx.xx	xx.xx	xx.xx
Automotive	xx.xx	xx.xx	xx.xx	xx.xx	xx.xx	xx.xx	xx.xx	xx.xx
Communications	xx.xx	xx.xx	xx.xx	xx.xx	xx.xx	xx.xx	xx.xx	xx.xx
Computing	xx.xx	xx.xx	xx.xx	xx.xx	xx.xx	xx.xx	xx.xx	xx.xx
Consumer Electronics	xx.xx	xx.xx	xx.xx	xx.xx	xx.xx	xx.xx	xx.xx	xx.xx
Industrial Electronics	xx.xx	xx.xx	xx.xx	xx.xx	xx.xx	xx.xx	xx.xx	xx.xx
Total	**xx.xx**	**xx.xx**	**xx.xx**	**xx.xx**	**xx.xx**	**xx.xx**	**xx.xx**	**xx.xx**

Table 366. United Kingdom SoC & Memory Semiconductor Tester Market Size, by Buyer Type, 2017-2040 (USD Million)

Buyer Type	2017	2024	2025	2026	2027	2032	2040	CAGR (%)
Fabless Semiconductor Companies	xx.xx	xx.xx	xx.xx	xx.xx	xx.xx	xx.xx	xx.xx	xx.xx
Integrated Device Manufacturers	xx.xx	xx.xx	xx.xx	xx.xx	xx.xx	xx.xx	xx.xx	xx.xx
Outsourced Assembly and Test Providers	xx.xx	xx.xx	xx.xx	xx.xx	xx.xx	xx.xx	xx.xx	xx.xx
Research and Academic Institutions	xx.xx	xx.xx	xx.xx	xx.xx	xx.xx	xx.xx	xx.xx	xx.xx
Semiconductor Design and IP Service Providers	xx.xx	xx.xx	xx.xx	xx.xx	xx.xx	xx.xx	xx.xx	xx.xx
Semiconductor Foundries	xx.xx	xx.xx	xx.xx	xx.xx	xx.xx	xx.xx	xx.xx	xx.xx
System Companies	xx.xx	xx.xx	xx.xx	xx.xx	xx.xx	xx.xx	xx.xx	xx.xx
Total	**xx.xx**	**xx.xx**	**xx.xx**	**xx.xx**	**xx.xx**	**xx.xx**	**xx.xx**	**xx.xx**

Table 367. United Kingdom SoC & Memory Semiconductor Tester Market Size, by Acquisition Model, 2017-2040 (USD Million)

Acquisition Model	2017	2024	2025	2026	2027	2032	2040	CAGR (%)
Equipment Leasing	xx.xx	xx.xx	xx.xx	xx.xx	xx.xx	xx.xx	xx.xx	xx.xx
Equipment Purchase	xx.xx	xx.xx	xx.xx	xx.xx	xx.xx	xx.xx	xx.xx	xx.xx
Total	**xx.xx**	**xx.xx**	**xx.xx**	**xx.xx**	**xx.xx**	**xx.xx**	**xx.xx**	**xx.xx**

Table 368. United Kingdom SoC & Memory Semiconductor Tester Market Size, by Sales Channel, 2017-2040 (USD Million)

Sales Channel	2017	2024	2025	2026	2027	2032	2040	CAGR (%)
Direct Sales	xx.xx	xx.xx	xx.xx	xx.xx	xx.xx	xx.xx	xx.xx	xx.xx
Distributor and Reseller Sales	xx.xx	xx.xx	xx.xx	xx.xx	xx.xx	xx.xx	xx.xx	xx.xx
Total	**xx.xx**	**xx.xx**	**xx.xx**	**xx.xx**	**xx.xx**	**xx.xx**	**xx.xx**	**xx.xx**

Table 369. United Kingdom SoC & Memory Semiconductor Tester Market Size, by Test Insertion, 2017-2040 (USD Million)

Test Insertion	2017	2024	2025	2026	2027	2032	2040	CAGR (%)
In-Process Assembly Test	xx.xx	xx.xx	xx.xx	xx.xx	xx.xx	xx.xx	xx.xx	xx.xx
Multi-Insertion Test	xx.xx	xx.xx	xx.xx	xx.xx	xx.xx	xx.xx	xx.xx	xx.xx
Packaged-Device Test	xx.xx	xx.xx	xx.xx	xx.xx	xx.xx	xx.xx	xx.xx	xx.xx
Singulated-Die Test	xx.xx	xx.xx	xx.xx	xx.xx	xx.xx	xx.xx	xx.xx	xx.xx
Wafer-Level Test	xx.xx	xx.xx	xx.xx	xx.xx	xx.xx	xx.xx	xx.xx	xx.xx
Total	**xx.xx**	**xx.xx**	**xx.xx**	**xx.xx**	**xx.xx**	**xx.xx**	**xx.xx**	**xx.xx**

Sources & Evidence

1. Advantest - FY2024 Consolidated Financial Results Presentation, April 25, 2025

   • Evidence informing the 2023 market-value input; displayed series and growth include calculations: Quarterly product-revenue disclosures support calendar-2023 totals of JPY xx.xx for SoC testers and JPY xx.xx for memory testers, before modeled scope adjustments. ([advantest.com](https://www.advantest.com/document/en/investors/ir-library/result/JE_BIZ_250425_slide.pdf))

   • Evidence informing the 2024 market-value input; displayed series and growth include calculations: Quarterly product-revenue disclosures support calendar-2024 totals of JPY xx.xx for SoC testers and JPY xx.xx for memory testers; handling, services and system-level testing are disclosed separately. ([advantest.com](https://www.advantest.com/document/en/investors/ir-library/result/JE_BIZ_250425_slide.pdf))

2. Advantest - FY2025 Third Quarter Financial Results Presentation, January 28, 2026

- Evidence informing the 2025 market-value input; displayed series and growth include calculations: The disclosed January-March 2025 quarter and April-December 2025 quarters produce calendar-2025 SoC tester revenue of JPY xx.xx and memory tester revenue of JPY xx.xx. These are supplier revenues, not a published global market total. ([advantest.com](https://www.advantest.com/document/en/investors/ir-library/result/JE_BIZ_260128_slide.pdf))
- Evidence informing base-year allocation inputs; displayed values and growth are calculated: Quarterly product disclosures reconstruct calendar-2025 SoC revenue of JPY xx.xx, before the inherited eligible-SoC scope deduction.
- Evidence informing base-year allocation inputs; displayed values and growth are calculated: Quarterly memory revenue totals JPY xx.xx for calendar 2025, anchoring the memory equipment pool rather than a published global share.
- Evidence informing base-year allocation inputs; displayed values and growth are calculated: January-March memory revenue of JPY xx.xx supports the fiscal-to-calendar application-mix bridge.
- Evidence informing base-year allocation inputs; displayed values and growth are calculated: Quarterly SoC revenues of JPY xx.xx, xx.xx, xx.xx and xx.xx reconstruct calendar-2025 revenue of JPY xx.xx, the supplier revenue ceiling used for modeled eligible OPENSTAR attribution. ([advantest.com](https://www.advantest.com/document/en/investors/ir-library/result/JE_BIZ_260128_slide.pdf))
- Evidence informing base-year allocation inputs; displayed values and growth are calculated: Reported quarters support the calendar-2025 SoC revenue bridge used to estimate Computing's equipment weight. ([advantest.com](https://www.advantest.com/document/en/investors/ir-library/result/JE_BIZ_260128_slide.pdf))
- Evidence informing base-year allocation inputs; displayed values and growth are calculated: The same quarterly equipment revenues constrain the combined Computing/Communications budget before modeled separation. ([advantest.com](https://www.advantest.com/document/en/investors/ir-library/result/JE_BIZ_260128_slide.pdf))
- Evidence informing base-year allocation inputs; displayed values and growth are calculated: The quarterly product table independently reproduces calendar-2025 SoC revenue of JPY xx.xx and memory revenue of JPY xx.xx. These constrain the inherited equipment-revenue scale but do not disclose an acquisition-model split. ([advantest.com](https://www.advantest.com/document/en/investors/ir-library/result/JE_BIZ_260128_slide.pdf))
- Evidence informing base-year allocation inputs; displayed values and growth are calculated: Quarterly product disclosures reconstruct calendar-2025 SoC revenue of JPY xx.xx and memory revenue of JPY xx.xx, supporting the retained scoped manufacturer budget rather than an observed channel share. ([advantest.com](https://www.advantest.com/document/en/investors/ir-library/result/JE_BIZ_260128_slide.pdf))
- Evidence informing base-year allocation inputs; displayed values and growth are calculated: The manufacturer equipment budget provides the economic scale against which inherited intermediary penetration is allocated; the presentation does not quantify reseller receipts. ([advantest.com](https://www.advantest.com/document/en/investors/ir-library/result/JE_BIZ_260128_slide.pdf))
- Evidence informing base-year allocation inputs; displayed values and growth are calculated: Quarterly memory-system receipts reconstruct calendar-2025 revenue of JPY xx.xx, an input to the shared diversified-memory equipment budget.
- Evidence informing forecast-year allocation inputs; displayed values and growth are calculated: Quarterly memory-system receipts reconstruct calendar-2025 revenue of JPY xx.xx, an input to the shared diversified-memory equipment budget.
- Evidence informing base-year allocation inputs; displayed values and growth are calculated: The observed memory receipts constrain the parent purchasing budget from which the modeled intermediate-assembly portion is attributed; no insertion split is disclosed.
- Evidence informing forecast-year allocation inputs; displayed values and growth are calculated: The observed memory receipts constrain the parent purchasing budget from which the modeled intermediate-assembly portion is attributed; no insertion split is disclosed.
- Evidence informing base-year allocation inputs; displayed values and growth are calculated: Product-line receipts support the common equipment-budget bridge carried into the package-test allocation and its forecast starting weights.
- Evidence informing forecast-year allocation inputs; displayed values and growth are calculated: Product-line receipts support the common equipment-budget bridge carried into the package-test allocation and its forecast starting weights.

3. Advantest - FY2026 First Quarter Financial Results Presentation, July 29, 2026

· Evidence informing the 2026 market-value input; displayed series and growth include calculations: The presentation reports January-March 2026 SoC/memory revenues of JPY xx.xx/xx.xx and April-June revenues of JPY xx.xx/xx.xx. July guidance forecasts fiscal-2026 SoC/memory revenues of JPY xx.xx/xx.xx and supplies the fiscal-to-calendar bridge. Guidance is not realized revenue. ([advantest.com](https://www.advantest.com/document/en/investors/ir-library/result/JE_BIZ_260729_slide.pdf))

· Evidence informing the 2040 market-value input; displayed series and growth include calculations: Current equipment revenue and company-specific capacity plans constrain the forecast starting point, not the assumed long-run growth rate or the 2040 result. ([advantest.com](https://www.advantest.com/document/en/investors/ir-library/result/JE_BIZ_260729_slide.pdf))

· Evidence informing forecast-year allocation inputs; displayed values and growth are calculated: Actual quarterly SoC revenue and FY2026 product guidance constrain the inherited 2026 supplier bridge used to forecast relative category weights.

· Evidence informing forecast-year allocation inputs; displayed values and growth are calculated: January-March and April-June memory revenue of JPY xx.xx/xx.xx and FY2026 guidance of JPY xx.xx constrain the calendar bridge.

· Evidence informing base-year allocation inputs; displayed values and growth are calculated: Rounded fiscal DRAM mixes are xx.xx% for FY2024 and xx.xx% for FY2025; FY2026 guidance is xx.xx%. Calendar conversion and co-primary deductions are modeled.

· Evidence informing forecast-year allocation inputs; displayed values and growth are calculated: Rounded fiscal DRAM mixes are xx.xx% for FY2024 and xx.xx% for FY2025; FY2026 guidance is xx.xx%. Calendar conversion and co-primary deductions are modeled.

· Evidence informing base-year allocation inputs; displayed values and growth are calculated: Corresponding nonvolatile mixes are xx.xx%, xx.xx% and guided xx.xx%, qualifying an exclusively DRAM-led outlook without verifying future global shares.

· Evidence informing forecast-year allocation inputs; displayed values and growth are calculated: Corresponding nonvolatile mixes are xx.xx%, xx.xx% and guided xx.xx%, qualifying an exclusively DRAM-led outlook without verifying future global shares.

· Evidence informing base-year allocation inputs; displayed values and growth are calculated: Own SoC sales mix is approximately xx.xx% Computing/Communications in FY24 and xx.xx% in FY25; 2026 demand commentary constrains forecast direction, not the final share. ([advantest.com](https://www.advantest.com/document/en/investors/ir-library/result/JE_BIZ_260729_slide.pdf))

· Evidence informing forecast-year allocation inputs; displayed values and growth are calculated: Own SoC sales mix is approximately xx.xx% Computing/Communications in FY24 and xx.xx% in FY25; 2026 demand commentary constrains forecast direction, not the final share. ([advantest.com](https://www.advantest.com/document/en/investors/ir-library/result/JE_BIZ_260729_slide.pdf))

· Evidence informing base-year allocation inputs; displayed values and growth are calculated: Reported combined application proportions constrain the common budget; the separate Communications allocation and future mix remain modeled. ([advantest.com](https://www.advantest.com/document/en/investors/ir-library/result/JE_BIZ_260729_slide.pdf))

· Evidence informing forecast-year allocation inputs; displayed values and growth are calculated: Reported combined application proportions constrain the common budget; the separate Communications allocation and future mix remain modeled. ([advantest.com](https://www.advantest.com/document/en/investors/ir-library/result/JE_BIZ_260729_slide.pdf))

4. Teradyne, Inc. - Form 10-K for the Year Ended December 31, 2025
   - Evidence informing the 2023 market-value input; displayed series and growth include calculations: The revenue-disaggregation table reports 2023 point-in-time SoC revenue of USD xx.xx and memory revenue of USD xx.xx. Replacement parts require a further modeled deduction. ([investors.teradyne.com](https://investors.teradyne.com/sec-filings/all-sec-filings/content/xx.xx-xx.xx-xx.xx/xx.xx-xx.xx-xx.xx.pdf))
   - Evidence informing the 2024 market-value input; displayed series and growth include calculations: The filing reports 2024 point-in-time SoC revenue of USD xx.xx and memory revenue of USD xx.xx separately from over-time revenue and IST. ([investors.teradyne.com](https://investors.teradyne.com/sec-filings/all-sec-filings/content/xx.xx-xx.xx-xx.xx/xx.xx-xx.xx-xx.xx.pdf))
   - Evidence informing the 2025 market-value input; displayed series and growth include calculations: The filing reports 2025 point-in-time SoC revenue of USD xx.xx and memory revenue of USD xx.xx. Point-in-time recognition includes products and replacement parts and is therefore an equipment proxy rather than an exact complete-system subtotal. ([investors.teradyne.com](https://investors.teradyne.com/sec-filings/all-sec-filings/content/xx.xx-xx.xx-xx.xx/xx.xx-xx.xx-xx.xx.pdf))
   - Evidence informing base-year allocation inputs; displayed values and growth are calculated: 2025 point-in-time SoC revenue is USD xx.xx; equipment and eligible-device deductions remain modeled.
   - Evidence informing base-year allocation inputs; displayed values and growth are calculated: 2025 point-in-time memory revenue is USD xx.xx; replacement parts require the inherited equipment adjustment.
   - Evidence informing base-year allocation inputs; displayed values and growth are calculated: The filing identifies DRAM/HBM commercial activity; it does not disclose the modeled annual DRAM configuration fraction.
   - Evidence informing base-year allocation inputs; displayed values and growth are calculated: Magnum flash-memory activity supports nonvolatile category participation, not the assumed annual sales fraction.
   - Evidence informing base-year allocation inputs; displayed values and growth are calculated: Separately reported specifying and purchasing customers support treating commercial roles distinctly, without adding overlapping customer percentages.
   - Evidence informing forecast-year allocation inputs; displayed values and growth are calculated: Separately reported specifying and purchasing customers support treating commercial roles distinctly, without adding overlapping customer percentages.
   - Evidence informing base-year allocation inputs; displayed values and growth are calculated: Reported 2024-2025 product revenues supply a realized-demand challenge, but do not identify engineering-only sales; the allocation retains this attribution limitation. ([investors.teradyne.com](https://investors.teradyne.com/sec-filings/all-sec-filings/content/xx.xx-xx.xx-xx.xx/xx.xx-xx.xx-xx.xx.pdf))
   - Evidence informing forecast-year allocation inputs; displayed values and growth are calculated: Reported 2024-2025 product revenues supply a realized-demand challenge, but do not identify engineering-only sales; the allocation retains this attribution limitation. ([investors.teradyne.com](https://investors.teradyne.com/sec-filings/all-sec-filings/content/xx.xx-xx.xx-xx.xx/xx.xx-xx.xx-xx.xx.pdf))
   - Evidence informing base-year allocation inputs; displayed values and growth are calculated: Point-in-time SoC revenue grew approximately xx.xx% while memory declined approximately xx.xx%, qualifying uniform-growth assumptions rather than directly establishing purpose shares. ([investors.teradyne.com](https://investors.teradyne.com/sec-filings/all-sec-filings/content/xx.xx-xx.xx-xx.xx/xx.xx-xx.xx-xx.xx.pdf))
   - Evidence informing forecast-year allocation inputs; displayed values and growth are calculated: Point-in-time SoC revenue grew approximately xx.xx% while memory declined approximately xx.xx%, qualifying uniform-growth assumptions rather than directly establishing purpose shares. ([investors.teradyne.com](https://investors.teradyne.com/sec-filings/all-sec-filings/content/xx.xx-xx.xx-xx.xx/xx.xx-xx.xx-xx.xx.pdf))
   - Evidence informing base-year allocation inputs; displayed values and growth are calculated: Distinguishes platform specifiers from purchasing customers, supporting the requirement for an accepted joint remit rather than inferring it from platform selection. ([investors.teradyne.com](https://investors.teradyne.com/sec-filings/all-sec-filings/content/xx.xx-xx.xx-xx.xx/xx.xx-xx.xx-xx.xx.pdf))
   - Evidence informing forecast-year allocation inputs; displayed values and growth are calculated: Distinguishes platform specifiers from purchasing customers, supporting the requirement for an accepted joint remit rather than inferring it from platform selection.

5. Teradyne, Inc. - Form 10-Q for the Quarterly Period Ended June 28, 2026
   - Evidence informing the 2026 market-value input; displayed series and growth include calculations: First-half 2026 point-in-time revenue was USD xx.xx for SoC and USD xx.xx for memory. Comparable first-half 2025 amounts were USD xx.xx and USD xx.xx independently establishing strong realized growth before the modeled second half. ([investors.teradyne.com](https://investors.teradyne.com/sec-filings/all-sec-filings/content/xx.xx-xx.xx-xx.xx/xx.xx-xx.xx-xx.xx.pdf))
   - Evidence informing forecast-year allocation inputs; displayed values and growth are calculated: First-half 2026 point-in-time SoC revenue of USD xx.xx anchors the scoped and annualized SoC forecast input.
   - Evidence informing forecast-year allocation inputs; displayed values and growth are calculated: First-half 2026 point-in-time memory revenue of USD xx.xx anchors the memory forecast pool; second-half realization remains assumed.
   - Evidence informing forecast-year allocation inputs; displayed values and growth are calculated: The observed memory pool constrains the forecast numerator to which the explicitly assumed small SRAM fraction is applied; SRAM sales are not separately disclosed.
   - Evidence informing forecast-year allocation inputs; displayed values and growth are calculated: The observed memory pool constrains modeled multi-family attribution, but does not independently establish co-primary configuration sales.
   - Evidence informing forecast-year allocation inputs; displayed values and growth are calculated: The scoped memory forecast pool supplies one bounded source of combined-configuration value; the co-primary fraction remains assumed.
6. Cohu, Inc. - Form 10-K for the Fiscal Year Ended December 27, 2025
   - Evidence informing the 2023 market-value input; displayed series and growth include calculations: Cohu reports 2023 systems-semiconductor test and inspection revenue of USD xx.xx. Only an assumed complete-tester and eligible-device portion enters this market. ([sec.gov](https://www.sec.gov/Archives/edgar/data/xx.xx/xx.xx/cohu20251227_10k.htm))
   - Evidence informing the 2024 market-value input; displayed series and growth include calculations: Cohu reports 2024 systems-semiconductor test and inspection revenue of USD xx.xx separately from non-systems revenue. ([sec.gov](https://www.sec.gov/Archives/edgar/data/xx.xx/xx.xx/cohu20251227_10k.htm))
   - Evidence informing the 2025 market-value input; displayed series and growth include calculations: Cohu reports 2025 systems-semiconductor test and inspection revenue of USD xx.xx. Automation, inspection, interfaces and recurring services prevent attribution of the whole company to SoC testers. ([sec.gov](https://www.sec.gov/Archives/edgar/data/xx.xx/xx.xx/cohu20251227_10k.htm))
   - Evidence informing base-year allocation inputs; displayed values and growth are calculated: Cohu describes a primarily direct commercial model supported by targeted independent representatives, supporting direct attribution where the manufacturer remains the contractual seller. ([sec.gov](https://www.sec.gov/Archives/edgar/data/xx.xx/xx.xx/cohu20251227_10k.htm))
   - Evidence informing forecast-year allocation inputs; displayed values and growth are calculated: Cohu describes a primarily direct commercial model supported by targeted independent representatives, supporting direct attribution where the manufacturer remains the contractual seller. ([sec.gov](https://www.sec.gov/Archives/edgar/data/xx.xx/xx.xx/cohu20251227_10k.htm))
   - Evidence informing base-year allocation inputs; displayed values and growth are calculated: Independent-representative commissions are identified in selling expenses; representation alone does not establish title-taking equipment resale or a numerical distributor share. ([sec.gov](https://www.sec.gov/Archives/edgar/data/xx.xx/xx.xx/cohu20251227_10k.htm))
   - Evidence informing forecast-year allocation inputs; displayed values and growth are calculated: Independent-representative commissions are identified in selling expenses; representation alone does not establish title-taking equipment resale or a numerical distributor share. ([sec.gov](https://www.sec.gov/Archives/edgar/data/xx.xx/xx.xx/cohu20251227_10k.htm))

7. Hangzhou Changchuan Technology Co., Ltd. - 2025 Annual Report
   - Evidence informing the 2024 market-value input; displayed series and growth include calculations: The product table reports 2024 tester revenue of CNY xx.xx, distinct from handlers and other products. Its SoC-eligible portion remains modeled. ([static.cninfo.com.cn](https://static.cninfo.com.cn/finalpage/2026-xx.xx-xx.xx/xx.xx.PDF))
   - Evidence informing the 2025 market-value input; displayed series and growth include calculations: The product table reports 2025 tester revenue of CNY xx.xx. The filing's broader analog and digital portfolio requires a scope adjustment rather than inclusion of all tester revenue. ([static.cninfo.com.cn](https://static.cninfo.com.cn/finalpage/2026-xx.xx-xx.xx/xx.xx.PDF))
8. YC Corporation - Business Report for the Year Ended December 31, 2025
   - Evidence informing the 2023 market-value input; displayed series and growth include calculations: The sales table reports KRW xx.xx for the 2023 memory-wafer-tester, semiconductor-equipment, parts, modification and related category. Complete-equipment attribution requires a deduction. ([kind.krx.co.kr](https://kind.krx.co.kr/external/2026/xx.xx/xx.xx/xx.xx/xx.xx/xx.xx.htm))
   - Evidence informing the 2024 market-value input; displayed series and growth include calculations: The comparable 2024 category revenue is KRW xx.xx, not an independently isolated complete-tester total. ([kind.krx.co.kr](https://kind.krx.co.kr/external/2026/xx.xx/xx.xx/xx.xx/xx.xx/xx.xx.htm))
   - Evidence informing the 2025 market-value input; displayed series and growth include calculations: The comparable 2025 category revenue is KRW xx.xx. Parts, modifications and other equipment remain a material scope uncertainty. ([kind.krx.co.kr](https://kind.krx.co.kr/external/2026/xx.xx/xx.xx/xx.xx/xx.xx/xx.xx.htm))
   - Evidence informing base-year allocation inputs; displayed values and growth are calculated: YC reports KRW xx.xx in a broad memory-wafer-tester, parts, modification and related revenue category, constraining the inherited equipment budget.
   - Evidence informing base-year allocation inputs; displayed values and growth are calculated: The company's own business description establishes DRAM equipment activity; the assumed xx.xx% allocation is not disclosed.
   - Evidence informing base-year allocation inputs; displayed values and growth are calculated: NAND equipment participation establishes the nonvolatile commercial mapping; the assumed xx.xx% allocation is not an observed split.
9. Chroma ESG - About Chroma: 2025 Group Financial and Operating Profile
   - Evidence informing the 2025 market-value input; displayed series and growth include calculations: Chroma's own disclosure states 2025 group consolidated revenue of USD xx.xx. This broad corporate amount constrains, but does not directly measure, its eligible complete-SoC-tester revenue. ([csr.chromaate.com](https://csr.chromaate.com/en/esg-en/green-chroma-en/brand-en))
10. Chroma ESG - Green Revenue and Financial Performance, 2025
    - Evidence informing the 2024 market-value input; displayed series and growth include calculations: Chroma reports 2025 consolidated revenue growth of xx.xx%. The model uses this company growth rate to backcast its small 2024 scoped revenue budget at a constant conversion basis, not as an observed 2024 tester subtotal. ([csr.chromaate.com](https://csr.chromaate.com/en/esg-en/green-chroma-en/green-revenue-en))
    - Evidence informing the 2025 market-value input; displayed series and growth include calculations: The disclosure distinguishes broad measurement products and SLT demand, reinforcing the need to exclude unrelated corporate revenue from the SoC/memory tester estimate. ([csr.chromaate.com](https://csr.chromaate.com/en/esg-en/green-chroma-en/green-revenue-en))

11. Federal Reserve Board - Foreign Exchange Rates, G.5A, January 5, 2026

    · Evidence informing the 2023 market-value input; displayed series and growth include calculations: The official annual-average exchange-rate release supplies the currency-conversion benchmark; the model uses JPY xx.xx per USD for its large calendar-2023 Japanese revenue anchor and an explicitly rounded KRW conversion for the smaller Korean budget. ([fred.stlouisfed.org](https://fred.stlouisfed.org/series/AEXJPUS/))

    · Evidence informing the 2024 market-value input; displayed series and growth include calculations: The model uses JPY xx.xx per USD for calendar 2024; small CNY and KRW budgets use disclosed approximate conversion assumptions close to the official annual averages. ([fred.stlouisfed.org](https://fred.stlouisfed.org/series/AEXJPUS/))

    · Evidence informing the 2025 market-value input; displayed series and growth include calculations: The model uses JPY xx.xx per USD for calendar 2025. CNY xx.xx and KRW xx.xx per USD are rounded modeling conventions, not the release's exact observations. ([fred.stlouisfed.org](https://fred.stlouisfed.org/series/AEXJPUS/))

12. SEMI - 2018 Global Semiconductor Equipment Sales Jump to Record USD 64.5 Billion

    · Evidence informing the 2017 market-value input; displayed series and growth include calculations: The association's member-billings release reports xx.xx% growth in total test equipment sales in 2018. Its inverse supplies the 2017 historical proxy; it is not a direct observation of the narrower captured market. ([www1.semi.org](https://www1.semi.org/en/2018-global-semiconductor-equipment-sales-jump-record-xx.xx-billion))

    · Evidence informing the 2018 market-value input; displayed series and growth include calculations: The release reports approximately USD xx.xx of total semiconductor-equipment sales in 2018, used only with the 2019 equipment total as a disclosed broad-cycle proxy. ([www1.semi.org](https://www1.semi.org/en/2018-global-semiconductor-equipment-sales-jump-record-xx.xx-billion))

13. SEMI - 2020 Global Semiconductor Equipment Sales Surge 19% to Industry Record USD 71.2 Billion

    · Evidence informing the 2018 market-value input; displayed series and growth include calculations: The release reports 2019 total equipment billings of USD xx.xx. Relative to the published approximate 2018 total, this supplies a broad-equipment downturn proxy, not an observed SoC/memory tester growth rate. ([semi.org](https://www.semi.org/en/news-media-press/semi-press-releases/annual-global-semiconductor-equipment-sales))

    · Evidence informing the 2019 market-value input; displayed series and growth include calculations: Reported 2020 total-test-equipment growth of xx.xx% supplies the inverse bridge into 2019. ([semi.org](https://www.semi.org/en/news-media-press/semi-press-releases/annual-global-semiconductor-equipment-sales))

    · Evidence informing the 2020 market-value input; displayed series and growth include calculations: The association's member-submitted billings dataset reports xx.xx% total-test-equipment growth in 2020, used as a historical demand-cycle proxy. ([semi.org](https://www.semi.org/en/news-media-press/semi-press-releases/annual-global-semiconductor-equipment-sales))

14. SEMI - 2021 Global Semiconductor Equipment Sales Surge 44% to Industry Record USD 102.6 Billion

    · Evidence informing the 2020 market-value input; displayed series and growth include calculations: Reported total-test-equipment sales growth of xx.xx% in 2021 supports the inverse bridge from the 2021 estimate to 2020. ([semi.org](https://www.semi.org/en/news-media-press-releases/semi-press-releases/2021-global-semiconductor-equipment-sales-surge-xx.xx%xx.xx-to-industry-record-%xx.xx-billion-semi-reports))

    · Evidence informing the 2021 market-value input; displayed series and growth include calculations: The xx.xx% test-equipment increase is a member-billings observation for a broader equipment class, not the final market value returned here. ([semi.org](https://www.semi.org/en/news-media-press-releases/semi-press-releases/2021-global-semiconductor-equipment-sales-surge-xx.xx%xx.xx-to-industry-record-%xx.xx-billion-semi-reports))

15. SEMI - Global Semiconductor Equipment Billings Reach Industry Record USD 107.6 Billion in 2022

    · Evidence informing the 2021 market-value input; displayed series and growth include calculations: The release reports a xx.xx% contraction in total-test-equipment billings in 2022, supporting the inverse historical bridge into 2021. ([semi.org](https://www.semi.org/en/news-media-press-releases/semi-press-releases/global-semiconductor-equipment-billings-reach-industry-record-%xx.xx-billion-in-2022-semi-reports))

16. SEMI - Global Semiconductor Equipment Billings Slip to USD 106.3 Billion in 2023
    · Evidence informing the 2023 market-value input; displayed series and growth include calculations: The xx.xx% broader test-equipment decline supplies a historical-cycle constraint and one small-supplier backcast assumption, not the target-market level.
    ([semi.org](https://www.semi.org/en/news-media-press-releases/semi-press-releases/global-semiconductor-equipment-billings-slip-to-%xx.xx-billion-in-2023-semi-reports))
17. SEMI - Global Semiconductor Equipment Billings Surged to USD 117 Billion in 2024
    · Evidence informing the 2024 market-value input; displayed series and growth include calculations: Realized total-test-equipment billings increased xx.xx% in 2024. This independently checks the direction and approximate magnitude of the modeled target-market recovery without substituting the broader category for this market.
    ([semi.org](https://www.semi.org/en/semi-press-release/global-semiconductor-equipment-billings-surged-to-xx.xx-billion-dollars-in-2024-semi-reports))
18. SEMI - Global Semiconductor Equipment Billings Reached USD 135 Billion in 2025
    · Evidence informing the 2025 market-value input; displayed series and growth include calculations: The association reports realized total-test-equipment billings growth of xx.xx% in 2025. The modeled target-market increase of approximately xx.xx% is directionally consistent; differing product boundaries prevent an exact reconciliation.
    ([semi.org](https://www.semi.org/en/SEMI-Reports-Global-Semiconductor-Equipment-Billings-Reached-xx.xx-Billion-in-2025))

19. Advantest - Annual Securities Report and Business Report for the Year Ended March 31, 2026

- Evidence informing the 2025 market-value input; displayed series and growth include calculations: Note xx.xx identifies customer operating leases of semiconductor test systems and JPY xx.xx of future payments receivable at March xx.xx 2025. This establishes a small supplier-specific leasing activity, not annual global leasing revenue. ([advantest.com](https://www.advantest.com/document/en/investors/ir-library/report/IR_SecuritiesandBusinesReport_84th_en.pdf))
- Evidence informing the 2026 market-value input; displayed series and growth include calculations: Future customer lease payments receivable were JPY xx.xx at March xx.xx 2026; disclosed terms were one to three years and noncancelable. These figures qualify any assumption that OEM leasing is necessarily large or offers flexible exit. ([advantest.com](https://www.advantest.com/document/en/investors/ir-library/report/IR_SecuritiesandBusinesReport_84th_en.pdf))
- Evidence informing base-year allocation inputs; displayed values and growth are calculated: Named NVIDIA-group customer receipts constrain direct fabless purchasing; fiscal/calendar and eligible-equipment attribution remain modeled.
- Evidence informing forecast-year allocation inputs; displayed values and growth are calculated: Named NVIDIA-group customer receipts constrain direct fabless purchasing; fiscal/calendar and eligible-equipment attribution remain modeled.
- Evidence informing base-year allocation inputs; displayed values and growth are calculated: Named TSMC customer receipts anchor the foundry purchasing model; other suppliers and foundries require explicit coverage assumptions.
- Evidence informing forecast-year allocation inputs; displayed values and growth are calculated: Named TSMC customer receipts anchor the foundry purchasing model; other suppliers and foundries require explicit coverage assumptions.
- Evidence informing base-year allocation inputs; displayed values and growth are calculated: The equipment-revenue policy recognizes product revenue when control transfers on contractual delivery or acceptance, supporting the purchase classification rather than service-revenue attribution. ([advantest.com](https://www.advantest.com/document/en/investors/ir-library/report/IR_SecuritiesandBusinesReport_84th_en.pdf))
- Evidence informing forecast-year allocation inputs; displayed values and growth are calculated: The equipment-revenue policy recognizes product revenue when control transfers on contractual delivery or acceptance, supporting the purchase classification rather than service-revenue attribution. ([advantest.com](https://www.advantest.com/document/en/investors/ir-library/report/IR_SecuritiesandBusinesReport_84th_en.pdf))
- Evidence informing base-year allocation inputs; displayed values and growth are calculated: Note xx.xx discloses customer operating leases, one-to-three-year noncancelable terms, and remaining payments of JPY xx.xx and JPY xx.xx at March xx.xx 2025 and March xx.xx 2026. These constrain contractual and adoption assumptions, not annual global leasing revenue or the final forecast share. ([advantest.com](https://www.advantest.com/document/en/investors/ir-library/report/IR_SecuritiesandBusinesReport_84th_en.pdf))
- Evidence informing forecast-year allocation inputs; displayed values and growth are calculated: Note xx.xx discloses customer operating leases, one-to-three-year noncancelable terms, and remaining payments of JPY xx.xx and JPY xx.xx at March xx.xx 2025 and March xx.xx 2026. These constrain contractual and adoption assumptions, not annual global leasing revenue or the final forecast share. ([advantest.com](https://www.advantest.com/document/en/investors/ir-library/report/IR_SecuritiesandBusinesReport_84th_en.pdf))
- Evidence informing base-year allocation inputs; displayed values and growth are calculated: Wholly owned regional test-system sales subsidiaries establish consolidated manufacturer selling, while customer operating leases establish an OEM leasing route; both support the contractual-role allocation premise. ([advantest.com](https://www.advantest.com/document/en/investors/ir-library/report/IR_SecuritiesandBusinesReport_84th_en.pdf))
- Evidence informing forecast-year allocation inputs; displayed values and growth are calculated: Wholly owned regional test-system sales subsidiaries establish consolidated manufacturer selling, while customer operating leases establish an OEM leasing route; both support the contractual-role allocation premise. ([advantest.com](https://www.advantest.com/document/en/investors/ir-library/report/IR_SecuritiesandBusinesReport_84th_en.pdf))
- Evidence informing base-year allocation inputs; displayed values and growth are calculated: Future customer lease payments of JPY xx.xx at March xx.xx 2025 and JPY xx.xx at March xx.xx 2026 are supplier-specific receivables, not annual global merchant lease revenue; they limit rather than verify the leasing assumptions. ([advantest.com](https://www.advantest.com/document/en/investors/ir-library/report/IR_SecuritiesandBusinesReport_84th_en.pdf))

20. Amkor Technology, Inc. - Form 10-K for the Year Ended December 31, 2025

- Evidence informing the 2025 market-value input; displayed series and growth include calculations: Amkor reports 2025 capital expenditures of USD xx.xx versus USD xx.xx in 2024, covering packaging, testing and facilities. The amount is a buyer-spending constraint, not tester-only spending. ([sec.gov](https://www.sec.gov/Archives/edgar/data/xx.xx/xx.xx/amkr-xx.xx.htm))
- Evidence informing the 2026 market-value input; displayed series and growth include calculations: The filing's USD xx.xx-xx.xx 2026 capital-expenditure expectation is primarily increased by Arizona construction. It cannot be treated as an equivalent tester award or annual tester-market increment. ([sec.gov](https://www.sec.gov/Archives/edgar/data/xx.xx/xx.xx/amkr-xx.xx.htm))
- Evidence informing the 2028 market-value input; displayed series and growth include calculations: Standardized tester investment, customer-consigned equipment and equipment-redeployment risks qualify the conversion from announced capacity projects to incremental tester purchases. No project investment is added directly to the 2028 forecast. ([sec.gov](https://www.sec.gov/Archives/edgar/data/xx.xx/xx.xx/amkr-xx.xx.htm))
- Evidence informing the 2029 market-value input; displayed series and growth include calculations: The buyer's broad spending and commitment disclosures support retaining procurement-conversion and reuse uncertainty rather than equating project completion with tester sales. ([sec.gov](https://www.sec.gov/Archives/edgar/data/xx.xx/xx.xx/amkr-xx.xx.htm))
- Evidence informing base-year allocation inputs; displayed values and growth are calculated: The test-equipment accounting-life extension from five to seven years constrains the annualized production denominator against which engineering purchasing is compared. ([sec.gov](https://www.sec.gov/Archives/edgar/data/xx.xx/xx.xx/amkr-xx.xx.htm))
- Evidence informing forecast-year allocation inputs; displayed values and growth are calculated: The test-equipment accounting-life extension from five to seven years constrains the annualized production denominator against which engineering purchasing is compared. ([sec.gov](https://www.sec.gov/Archives/edgar/data/xx.xx/xx.xx/amkr-xx.xx.htm))
- Evidence informing base-year allocation inputs; displayed values and growth are calculated: Seven-year test-equipment accounting life anchors the selected purchasing-frequency proxy; broad capital expenditure is not treated as tester-only spending. ([sec.gov](https://www.sec.gov/Archives/edgar/data/xx.xx/xx.xx/amkr-xx.xx.htm))
- Evidence informing forecast-year allocation inputs; displayed values and growth are calculated: Seven-year test-equipment accounting life anchors the selected purchasing-frequency proxy; broad capital expenditure is not treated as tester-only spending. ([sec.gov](https://www.sec.gov/Archives/edgar/data/xx.xx/xx.xx/amkr-xx.xx.htm))
- Evidence informing base-year allocation inputs; displayed values and growth are calculated: Standardized platforms and customer-consigned testers qualify ownership and reuse attribution; these conditions do not establish accepted joint-purpose deployment. ([sec.gov](https://www.sec.gov/Archives/edgar/data/xx.xx/xx.xx/amkr-xx.xx.htm))
- Evidence informing forecast-year allocation inputs; displayed values and growth are calculated: Standardized platforms and customer-consigned testers qualify ownership and reuse attribution; these conditions do not establish accepted joint-purpose deployment. ([sec.gov](https://www.sec.gov/Archives/edgar/data/xx.xx/xx.xx/amkr-xx.xx.htm))
- Evidence informing base-year allocation inputs; displayed values and growth are calculated: The buyer reports approximately xx.xx% Computing sales and standardized tester investment, providing a representativeness and reuse check, not equipment-market weights. ([sec.gov](https://www.sec.gov/Archives/edgar/data/xx.xx/xx.xx/amkr-xx.xx.htm))
- Evidence informing forecast-year allocation inputs; displayed values and growth are calculated: The buyer reports approximately xx.xx% Computing sales and standardized tester investment, providing a representativeness and reuse check, not equipment-market weights. ([sec.gov](https://www.sec.gov/Archives/edgar/data/xx.xx/xx.xx/amkr-xx.xx.htm))
- Evidence informing base-year allocation inputs; displayed values and growth are calculated: Approximately xx.xx% Communications sales and customer-consigned equipment demonstrate why operator revenue and ownership cannot directly determine tester purchasing shares. ([sec.gov](https://www.sec.gov/Archives/edgar/data/xx.xx/xx.xx/amkr-xx.xx.htm))
- Evidence informing forecast-year allocation inputs; displayed values and growth are calculated: Approximately xx.xx% Communications sales and customer-consigned equipment demonstrate why operator revenue and ownership cannot directly determine tester purchasing shares. ([sec.gov](https://www.sec.gov/Archives/edgar/data/xx.xx/xx.xx/amkr-xx.xx.htm))
- Evidence informing base-year allocation inputs; displayed values and growth are calculated: Approximately xx.xx% Consumer sales provide a buyer-specific countercheck; shared-platform practices do not quantify

21. Teradyne - Magnum 2 Memory Test Solution
    - Evidence informing base-year allocation inputs; displayed values and growth are calculated: Magnum xx.xx lists SRAM applications, establishing a commercial category mapping without supplying a revenue weight.
    - Evidence informing forecast-year allocation inputs; displayed values and growth are calculated: Magnum xx.xx lists SRAM applications, establishing a commercial category mapping without supplying a revenue weight.
    - Evidence informing base-year allocation inputs; displayed values and growth are calculated: DRAM, SRAM, NOR and NAND capability overlaps support mutually exclusive configuration attribution rather than adding advertised capabilities as sales.
    - Evidence informing forecast-year allocation inputs; displayed values and growth are calculated: DRAM, SRAM, NOR and NAND capability overlaps support mutually exclusive configuration attribution rather than adding advertised capabilities as sales.
    - Evidence informing base-year allocation inputs; displayed values and growth are calculated: Low-end SoC and memory applications identify a candidate combined-capability pool; actual joint customer mandates and numerical fractions remain unmeasured.
    - Evidence informing forecast-year allocation inputs; displayed values and growth are calculated: Low-end SoC and memory applications identify a candidate combined-capability pool; actual joint customer mandates and numerical fractions remain unmeasured.
    - Evidence informing base-year allocation inputs; displayed values and growth are calculated: Separately identifies an engineering configuration, supporting purpose classification and the direction of the modeled realization difference, not its exact numerical price ratio. ([teradyne.com](https://www.teradyne.com/products/magnum-xx.xx/))
    - Evidence informing forecast-year allocation inputs; displayed values and growth are calculated: Separately identifies an engineering configuration, supporting purpose classification and the direction of the modeled realization difference, not its exact numerical price ratio. ([teradyne.com](https://www.teradyne.com/products/magnum-xx.xx/))
    - Evidence informing base-year allocation inputs; displayed values and growth are calculated: Separately identifies production configurations, supporting production-purpose attribution rather than classification from family-wide capability alone. ([teradyne.com](https://www.teradyne.com/products/magnum-xx.xx/))
    - Evidence informing forecast-year allocation inputs; displayed values and growth are calculated: Separately identifies production configurations, supporting production-purpose attribution rather than classification from family-wide capability alone. ([teradyne.com](https://www.teradyne.com/products/magnum-xx.xx/))
    - Evidence informing base-year allocation inputs; displayed values and growth are calculated: Engineering programs can transfer to production versions; this supports conditional continuity but does not measure joint-purpose purchases or the forecast adoption multiplier. ([teradyne.com](https://www.teradyne.com/products/magnum-xx.xx/))
    - Evidence informing forecast-year allocation inputs; displayed values and growth are calculated: Engineering programs can transfer to production versions; this supports conditional continuity but does not measure joint-purpose purchases or the forecast adoption multiplier. ([teradyne.com](https://www.teradyne.com/products/magnum-xx.xx/))
22. Advantest - T5835 Memory Test System
    - Evidence informing base-year allocation inputs; displayed values and growth are calculated: T5835 is commercially positioned for both DRAM and NAND, supporting the cross-family classification premise but not the modeled co-primary revenue fraction.
    - Evidence informing forecast-year allocation inputs; displayed values and growth are calculated: T5835 is commercially positioned for both DRAM and NAND, supporting the cross-family classification premise but not the modeled co-primary revenue fraction.

23. Advantest - T5503HS2 Memory Test System
    - Evidence informing base-year allocation inputs; displayed values and growth are calculated: DRAM/HBM product positioning establishes category mapping; the documented installed-T5503 upgrade path supports retaining upgrade-substitution uncertainty rather than assuming universal replacement.
    - Evidence informing forecast-year allocation inputs; displayed values and growth are calculated: DRAM/HBM product positioning establishes category mapping; the documented installed-T5503 upgrade path supports retaining upgrade-substitution uncertainty rather than assuming universal replacement.
24. Advantest will Showcase Latest Memory Test Solutions at Future of Memory and Storage 2024
    - Evidence informing base-year allocation inputs; displayed values and growth are calculated: The August xx.xx 2024 announcement identifies T5835 among promoted memory offerings, establishing pre-base-year commercial positioning without proving customer acceptance or sales mix.
25. Advantest - V93000 SoC Test Systems
    - Evidence informing base-year allocation inputs; displayed values and growth are calculated: Advantest classifies V93000 as a SoC Test System, supporting the commercial mapping of its reported SoC equipment pool without establishing a sales percentage.
    - Evidence informing forecast-year allocation inputs; displayed values and growth are calculated: Advantest classifies V93000 as a SoC Test System, supporting the commercial mapping of its reported SoC equipment pool without establishing a sales percentage.
    - Evidence informing base-year allocation inputs; displayed values and growth are calculated: V93000 documentation identifies reusable programs and interface hardware across generations and supplier-developed SmarTest software. These support the retained-investment condition, not a measured switching rate or forecast share. ([advantest.com](https://www.advantest.com/en/products/semiconductor-test-system/soc/v93000/))
    - Evidence informing forecast-year allocation inputs; displayed values and growth are calculated: V93000 documentation identifies reusable programs and interface hardware across generations and supplier-developed SmarTest software. These support the retained-investment condition, not a measured switching rate or forecast share. ([advantest.com](https://www.advantest.com/en/products/semiconductor-test-system/soc/v93000/))
26. Emerson Electric Co. - Form 10-K for the Year Ended September 30, 2025
    - Evidence informing base-year allocation inputs; displayed values and growth are calculated: Reported Test & Measurement sales of USD xx.xx in FY2025 and USD xx.xx in FY2024 constrain the broad NI revenue proxy, not complete SoC/memory tester revenue. ([ir.emerson.com](https://ir.emerson.com/sec-filings/all-sec-filings/content/xx.xx-xx.xx-xx.xx/emr-xx.xx.htm))
27. Emerson Electric Co. - Form 10-Q for the Quarter Ended December 31, 2025
    - Evidence informing base-year allocation inputs; displayed values and growth are calculated: December-quarter Test & Measurement sales of USD xx.xx versus USD xx.xx supply the approximate calendar bridge. Prior-period segment presentation was reclassified, limiting level comparability. ([sec.gov](https://www.sec.gov/Archives/edgar/data/xx.xx/xx.xx/emr-xx.xx.htm))
28. National Instruments Corporation - 2022 Annual Report
    - Evidence informing base-year allocation inputs; displayed values and growth are calculated: Semiconductor and Electronics represented approximately xx.xx% of NI's 2022 revenue, with approximately half from production test and half from R&D test. These historical mix observations calibrate, but do not verify, the 2025 scoped equipment budget. ([sec.gov](https://www.sec.gov/Archives/edgar/data/xx.xx/xx.xx/ny20006399x3_ars.pdf))

29. Advantest - FY2025 Financial Briefing, April 27, 2026

· Evidence informing base-year allocation inputs; displayed values and growth are calculated: Automotive/industrial/consumer/DDIC represented approximately xx.xx% and xx.xx% of fiscal SoC sales in FY2024 and FY2025, rounded to five-percentage-point increments. These application proportions constrain the mainstream equipment attribution. ([advantest.com](https://www.advantest.com/document/en/investors/ir-library/result/JE_BIZ_260427_slide.pdf))

· Evidence informing forecast-year allocation inputs; displayed values and growth are calculated: Automotive/industrial/consumer/DDIC represented approximately xx.xx% and xx.xx% of fiscal SoC sales in FY2024 and FY2025, rounded to five-percentage-point increments. These application proportions constrain the mainstream equipment attribution. ([advantest.com](https://www.advantest.com/document/en/investors/ir-library/result/JE_BIZ_260427_slide.pdf))

· Evidence informing base-year allocation inputs; displayed values and growth are calculated: Fiscal SoC sales increased from JPY xx.xx to JPY xx.xx, while computing/communications represented approximately xx.xx% of FY2025 SoC sales. This supports differentiated application-growth assumptions, not a directly observed proprietary share or future allocation. ([advantest.com](https://www.advantest.com/document/en/investors/ir-library/result/JE_BIZ_260427_slide.pdf))

· Evidence informing forecast-year allocation inputs; displayed values and growth are calculated: Fiscal SoC sales increased from JPY xx.xx to JPY xx.xx, while computing/communications represented approximately xx.xx% of FY2025 SoC sales. This supports differentiated application-growth assumptions, not a directly observed proprietary share or future allocation. ([advantest.com](https://www.advantest.com/document/en/investors/ir-library/result/JE_BIZ_260427_slide.pdf))

30. Advantest - Annual Report 2005

· Evidence informing base-year allocation inputs; displayed values and growth are calculated: The report identifies T2000's OPENSTAR basis and publicly available specifications developed through the Semiconductor Test Consortium. This supports historical standards classification only; its historical market-share statements are not used. ([www3.advantest.com](https://www3.advantest.com/documents/xx.xx/xx.xx/pdf_investor_AR2005_en.pdf))

· Evidence informing forecast-year allocation inputs; displayed values and growth are calculated: The report identifies T2000's OPENSTAR basis and publicly available specifications developed through the Semiconductor Test Consortium. This supports historical standards classification only; its historical market-share statements are not used. ([www3.advantest.com](https://www3.advantest.com/documents/xx.xx/xx.xx/pdf_investor_AR2005_en.pdf))

31. Advantest - What Is ATE (Automated Test Equipment)? Roles, Systems & Future Outlook

· Evidence informing base-year allocation inputs; displayed values and growth are calculated: Current company positioning identifies T2000 as open architecture and associates it with microcontroller and automotive applications, supporting continuity of the classification premise without measuring sales. ([advantest.com](https://www.advantest.com/en/semiconductor-basics/automated-test-equipment/))

· Evidence informing forecast-year allocation inputs; displayed values and growth are calculated: Current company positioning identifies T2000 as open architecture and associates it with microcontroller and automotive applications, supporting continuity of the classification premise without measuring sales. ([advantest.com](https://www.advantest.com/en/semiconductor-basics/automated-test-equipment/))

· Evidence informing base-year allocation inputs; displayed values and growth are calculated: The company distinguishes V93000's supplier-specific architecture from T2000's open-architecture positioning, supporting platform-level rather than supplier-wide classification. ([advantest.com](https://www.advantest.com/en/semiconductor-basics/automated-test-equipment/))

· Evidence informing forecast-year allocation inputs; displayed values and growth are calculated: The company distinguishes V93000's supplier-specific architecture from T2000's open-architecture positioning, supporting platform-level rather than supplier-wide classification. ([advantest.com](https://www.advantest.com/en/semiconductor-basics/automated-test-equipment/))

32. NI - What Is the Semiconductor Test System (STS)?

· Evidence informing base-year allocation inputs; displayed values and growth are calculated: STS is an integrated PXI-based ATE offering with broad RF, mixed-signal and MEMS positioning. This establishes the architecture and turnkey commercial model while requiring deductions for applications outside the captured SoC/memory boundary. ([ni.com](https://www.ni.com/en/shop/electronic-test-instrumentation/what-is-the-semiconductor-test-system.html))

· Evidence informing forecast-year allocation inputs; displayed values and growth are calculated: STS is an integrated PXI-based ATE offering with broad RF, mixed-signal and MEMS positioning. This establishes the architecture and turnkey commercial model while requiring deductions for applications outside the captured SoC/memory boundary. ([ni.com](https://www.ni.com/en/shop/electronic-test-instrumentation/what-is-the-semiconductor-test-system.html))

33. Marvin Test Solutions - PXIe Semiconductor Test System, TS-960e Series

· Evidence informing base-year allocation inputs; displayed values and growth are calculated: TS-960e is marketed as a complete integrated PXI Express semiconductor system for SoC applications, including proprietary application elements. It establishes commercial category participation, not the modeled smaller-system shipment count or price. ([marvintest.com](https://www.marvintest.com/Product/TS-960e-Series))

34. Emerson Electric Co. - Form 10-Q for the Quarter Ended June 30, 2026

· Evidence informing forecast-year allocation inputs; displayed values and growth are calculated: Nine-month Test & Measurement revenue of USD xx.xx versus USD xx.xx provides the broad growth calibration for the assumed 2026 eligible-equipment increase. Semiconductor and aerospace/defense both contributed, so the disclosure does not isolate open-standard SoC/memory sales. ([ir.emerson.com](https://ir.emerson.com/sec-filings/all-sec-filings/content/xx.xx-xx.xx-xx.xx/emr-xx.xx.htm))

35. PXI Systems Alliance - What Is PXI

· Evidence informing base-year allocation inputs; displayed values and growth are calculated: The association defines PXI as an open modular standard with a multi-vendor ecosystem and distinguishes its building blocks from completed application systems. This supports the governing-architecture boundary, not sales weights. ([pxisa.org](https://pxisa.org/what-is-pxi/))

· Evidence informing forecast-year allocation inputs; displayed values and growth are calculated: The association defines PXI as an open modular standard with a multi-vendor ecosystem and distinguishes its building blocks from completed application systems. This supports the governing-architecture boundary, not sales weights. ([pxisa.org](https://pxisa.org/what-is-pxi/))

36. Test Services - UTAC Group
    - Evidence informing base-year allocation inputs; displayed values and growth are calculated: Reports xx.xx+ test engineers alongside 2,000+ testers, anchoring the engineering-station proxy used in the base model and carried into the forecast; it does not disclose purpose sales shares. ([utacgroup.com](https://utacgroup.com/test-services/))
    - Evidence informing forecast-year allocation inputs; displayed values and growth are calculated: Reports xx.xx+ test engineers alongside 2,000+ testers, anchoring the engineering-station proxy used in the base model and carried into the forecast; it does not disclose purpose sales shares. ([utacgroup.com](https://utacgroup.com/test-services/))
    - Evidence informing base-year allocation inputs; displayed values and growth are calculated: The 2,000+ tester fleet provides an operator-stock benchmark that is converted to annual value only through the disclosed purchasing-frequency assumptions. ([utacgroup.com](https://utacgroup.com/test-services/))
    - Evidence informing forecast-year allocation inputs; displayed values and growth are calculated: The 2,000+ tester fleet provides an operator-stock benchmark that is converted to annual value only through the disclosed purchasing-frequency assumptions. ([utacgroup.com](https://utacgroup.com/test-services/))
    - Evidence informing base-year allocation inputs; displayed values and growth are calculated: Advertises engineering services and production testing within the same business, supporting commercial coexistence but not the assumed accepted joint-purpose percentage or future adoption. ([utacgroup.com](https://utacgroup.com/test-services/))
    - Evidence informing forecast-year allocation inputs; displayed values and growth are calculated: Advertises engineering services and production testing within the same business, supporting commercial coexistence but not the assumed accepted joint-purpose percentage or future adoption. ([utacgroup.com](https://utacgroup.com/test-services/))
37. Efforts to Provide Value Through Business - Advantest
    - Evidence informing base-year allocation inputs; displayed values and growth are calculated: States typical customer equipment use of xx.xx-xx.xx years, providing a longer-use sensitivity for the stock-to-purchasing-value bridge rather than a measured engineering share. ([advantest.com](https://www.advantest.com/en/about/sustainability/society/responding-product-liability/))
    - Evidence informing base-year allocation inputs; displayed values and growth are calculated: The xx.xx-xx.xx-year use period constrains replacement assumptions and is distinguished from the buyer accounting-life proxy used in the working model. ([advantest.com](https://www.advantest.com/en/about/sustainability/society/responding-product-liability/))
38. A New Approach for IC Test - Leveraging the Strength of the PXI Platform - NI
    - Evidence informing base-year allocation inputs; displayed values and growth are calculated: Describes scalable characterization and production configurations and the commercial constraints of traditional laboratory ATE, supporting a distinct engineering purchasing model. ([ni.com](https://www.ni.com/en/shop/electronic-test-instrumentation/what-is-the-semiconductor-test-system/a-new-approach-for-ic-test---leveraging-the-strength-of-the-pxi-.html))
    - Evidence informing forecast-year allocation inputs; displayed values and growth are calculated: Describes scalable characterization and production configurations and the commercial constraints of traditional laboratory ATE, supporting a distinct engineering purchasing model. ([ni.com](https://www.ni.com/en/shop/electronic-test-instrumentation/what-is-the-semiconductor-test-system/a-new-approach-for-ic-test---leveraging-the-strength-of-the-pxi-.html))
    - Evidence informing base-year allocation inputs; displayed values and growth are calculated: Shared hardware and software support a continuity scenario, but the record provides neither accepted joint-deployment revenue nor future penetration; both remain explicit assumptions. ([ni.com](https://www.ni.com/en/shop/electronic-test-instrumentation/what-is-the-semiconductor-test-system/a-new-approach-for-ic-test---leveraging-the-strength-of-the-pxi-.html))
    - Evidence informing forecast-year allocation inputs; displayed values and growth are calculated: Shared hardware and software support a continuity scenario, but the record provides neither accepted joint-deployment revenue nor future penetration; both remain explicit assumptions. ([ni.com](https://www.ni.com/en/shop/electronic-test-instrumentation/what-is-the-semiconductor-test-system/a-new-approach-for-ic-test---leveraging-the-strength-of-the-pxi-.html))

39. Teradyne - 2025 Annual Report to Shareholders

- Evidence informing base-year allocation inputs; displayed values and growth are calculated: The USD xx.xx Compute application weight anchors the scoped Computing allocation. ([investors.teradyne.com](https://investors.teradyne.com/sec-filings/all-sec-filings/content/xx.xx-xx.xx-xx.xx/xx.xx-xx.xx-xx.xx.pdf))
- Evidence informing base-year allocation inputs; displayed values and growth are calculated: The USD xx.xx Mobility weight and networking exposure support the modeled Communications bridge. ([investors.teradyne.com](https://investors.teradyne.com/sec-filings/all-sec-filings/content/xx.xx-xx.xx-xx.xx/xx.xx-xx.xx-xx.xx.pdf))
- Evidence informing base-year allocation inputs; displayed values and growth are calculated: Published application buckets constrain the budget, but the consumer carve-out is an explicit attribution assumption. ([investors.teradyne.com](https://investors.teradyne.com/sec-filings/all-sec-filings/content/xx.xx-xx.xx-xx.xx/xx.xx-xx.xx-xx.xx.pdf))
- Evidence informing base-year allocation inputs; displayed values and growth are calculated: USD xx.xx Auto-Industrial revenue supplies the pre-exclusion pool, not an observed Automotive subtotal. ([investors.teradyne.com](https://investors.teradyne.com/sec-filings/all-sec-filings/content/xx.xx-xx.xx-xx.xx/xx.xx-xx.xx-xx.xx.pdf))
- Evidence informing base-year allocation inputs; displayed values and growth are calculated: The shared Auto-Industrial pool constrains Industrial Electronics after scope and end-use adjustments. ([investors.teradyne.com](https://investors.teradyne.com/sec-filings/all-sec-filings/content/xx.xx-xx.xx-xx.xx/xx.xx-xx.xx-xx.xx.pdf))
- Evidence informing base-year allocation inputs; displayed values and growth are calculated: The application budget constrains the modeled specialized tail; separate Product Test defense revenue is excluded. ([investors.teradyne.com](https://investors.teradyne.com/sec-filings/all-sec-filings/content/xx.xx-xx.xx-xx.xx/xx.xx-xx.xx-xx.xx.pdf))

40. TSMC - 2025 Form 20-F

- Evidence informing base-year allocation inputs; displayed values and growth are calculated: 2025 HPC revenue of NT$xx.xx anchors the adjusted logic-demand proxy; networking is separated by assumption. ([investor.tsmc.com](https://investor.tsmc.com/sites/ir/sec-filings/2025_20F%20Report.pdf))
- Evidence informing base-year allocation inputs; displayed values and growth are calculated: Smartphone revenue of NT$xx.xx and networking within HPC constrain Communications, with an explicit equipment-intensity bridge. ([investor.tsmc.com](https://investor.tsmc.com/sites/ir/sec-filings/2025_20F%20Report.pdf))

41. Micron Technology - Form 10-K for the Year Ended August 28, 2025

- Evidence informing base-year allocation inputs; displayed values and growth are calculated: Cloud, data-center and client business revenues constrain Computing's memory-equipment proxy, not equipment receipts directly. ([s25.q4cdn.com](https://s25.q4cdn.com/xx.xx/files/doc_financials/2025/ar/2025-Form-xx.xx-K.pdf))
- Evidence informing base-year allocation inputs; displayed values and growth are calculated: Mobile/client and data-center revenues provide the economic pool for modeled mobile and networking attribution. ([s25.q4cdn.com](https://s25.q4cdn.com/xx.xx/files/doc_financials/2025/ar/2025-Form-xx.xx-K.pdf))
- Evidence informing base-year allocation inputs; displayed values and growth are calculated: USD xx.xx Automotive and Embedded revenue constrains the modeled consumer-memory tail. ([s25.q4cdn.com](https://s25.q4cdn.com/xx.xx/files/doc_financials/2025/ar/2025-Form-xx.xx-K.pdf))
- Evidence informing base-year allocation inputs; displayed values and growth are calculated: The embedded business supplies a bounded activity proxy requiring scope, realization and end-use adjustments. ([s25.q4cdn.com](https://s25.q4cdn.com/xx.xx/files/doc_financials/2025/ar/2025-Form-xx.xx-K.pdf))
- Evidence informing base-year allocation inputs; displayed values and growth are calculated: The embedded business constrains Industrial Electronics memory activity; its equipment conversion is assumed. ([s25.q4cdn.com](https://s25.q4cdn.com/xx.xx/files/doc_financials/2025/ar/2025-Form-xx.xx-K.pdf))
- Evidence informing base-year allocation inputs; displayed values and growth are calculated: The embedded pool bounds the specialized-memory tail; no separate defense revenue is reported. ([s25.q4cdn.com](https://s25.q4cdn.com/xx.xx/files/doc_financials/2025/ar/2025-Form-xx.xx-K.pdf))

42. Semiconductor Industry Association - 2025 Factbook

· Evidence informing base-year allocation inputs; displayed values and growth are calculated: 2024 PC/Computer semiconductor demand of xx.xx% enters only the scope-adjusted secondary-supplier proxy. ([semiconductors.org](https://www.semiconductors.org/wp-content/uploads/2025/xx.xx/2025-SIA-Factbook-FINAL-xx.xx.pdf))

· Evidence informing base-year allocation inputs; displayed values and growth are calculated: 2024 Communications demand of xx.xx% is adjusted for eligible equipment scope before use. ([semiconductors.org](https://www.semiconductors.org/wp-content/uploads/2025/xx.xx/2025-SIA-Factbook-FINAL-xx.xx.pdf))

· Evidence informing base-year allocation inputs; displayed values and growth are calculated: Consumer semiconductor demand of xx.xx% anchors the adjusted minor-application weights. ([semiconductors.org](https://www.semiconductors.org/wp-content/uploads/2025/xx.xx/2025-SIA-Factbook-FINAL-xx.xx.pdf))

· Evidence informing base-year allocation inputs; displayed values and growth are calculated: Automotive demand of xx.xx% is reduced for non-SoC exposure in the commercial proxy. ([semiconductors.org](https://www.semiconductors.org/wp-content/uploads/2025/xx.xx/2025-SIA-Factbook-FINAL-xx.xx.pdf))

· Evidence informing base-year allocation inputs; displayed values and growth are calculated: Industrial demand of xx.xx% anchors a scope-adjusted weight, not a tester-equipment share. ([semiconductors.org](https://www.semiconductors.org/wp-content/uploads/2025/xx.xx/2025-SIA-Factbook-FINAL-xx.xx.pdf))

· Evidence informing base-year allocation inputs; displayed values and growth are calculated: Government demand of xx.xx%, including military, constrains the specialized end-use proxy. ([semiconductors.org](https://www.semiconductors.org/wp-content/uploads/2025/xx.xx/2025-SIA-Factbook-FINAL-xx.xx.pdf))

43. WSTS - Semiconductor Market Insights, October 2024

· Evidence informing base-year allocation inputs; displayed values and growth are calculated: The detailed Consumer definition includes entertainment products, household white goods and personal wearables, supporting consistent end-use attribution. ([semiconductors.org](https://www.semiconductors.org/wp-content/uploads/2025/xx.xx/WSTS-Presentation-Subscription-Oct2024.pdf))

· Evidence informing forecast-year allocation inputs; displayed values and growth are calculated: The detailed Consumer definition includes entertainment products, household white goods and personal wearables, supporting consistent end-use attribution. ([semiconductors.org](https://www.semiconductors.org/wp-content/uploads/2025/xx.xx/WSTS-Presentation-Subscription-Oct2024.pdf))

· Evidence informing base-year allocation inputs; displayed values and growth are calculated: Industrial includes professional test, control and measuring equipment, distinguishing it from household consumer equipment. ([semiconductors.org](https://www.semiconductors.org/wp-content/uploads/2025/xx.xx/WSTS-Presentation-Subscription-Oct2024.pdf))

· Evidence informing forecast-year allocation inputs; displayed values and growth are calculated: Industrial includes professional test, control and measuring equipment, distinguishing it from household consumer equipment. ([semiconductors.org](https://www.semiconductors.org/wp-content/uploads/2025/xx.xx/WSTS-Presentation-Subscription-Oct2024.pdf))

· Evidence informing base-year allocation inputs; displayed values and growth are calculated: Government is defined as military and aerospace in the detailed end-use illustration, supporting the retained category mapping. ([semiconductors.org](https://www.semiconductors.org/wp-content/uploads/2025/xx.xx/WSTS-Presentation-Subscription-Oct2024.pdf))

· Evidence informing forecast-year allocation inputs; displayed values and growth are calculated: Government is defined as military and aerospace in the detailed end-use illustration, supporting the retained category mapping. ([semiconductors.org](https://www.semiconductors.org/wp-content/uploads/2025/xx.xx/WSTS-Presentation-Subscription-Oct2024.pdf))

44. NXP Semiconductors - Form 10-K for the Year Ended December 31, 2025

· Evidence informing base-year allocation inputs; displayed values and growth are calculated: 2025 Automotive revenue of USD xx.xx, down xx.xx%, qualifies assumptions of immediate equipment-demand acceleration. ([sec.gov](https://www.sec.gov/Archives/edgar/data/xx.xx/xx.xx/nxpi-xx.xx.htm))

· Evidence informing forecast-year allocation inputs; displayed values and growth are calculated: 2025 Automotive revenue of USD xx.xx, down xx.xx%, qualifies assumptions of immediate equipment-demand acceleration. ([sec.gov](https://www.sec.gov/Archives/edgar/data/xx.xx/xx.xx/nxpi-xx.xx.htm))

· Evidence informing base-year allocation inputs; displayed values and growth are calculated: Industrial & IoT revenue of USD xx.xx increased xx.xx%, constraining the near-term recovery assumption rather than measuring tester sales. ([sec.gov](https://www.sec.gov/Archives/edgar/data/xx.xx/xx.xx/nxpi-xx.xx.htm))

· Evidence informing forecast-year allocation inputs; displayed values and growth are calculated: Industrial & IoT revenue of USD xx.xx increased xx.xx%, constraining the near-term recovery assumption rather than measuring tester sales. ([sec.gov](https://www.sec.gov/Archives/edgar/data/xx.xx/xx.xx/nxpi-xx.xx.htm))

45. NXP Semiconductors - Product Longevity

· Evidence informing forecast-year allocation inputs; displayed values and growth are calculated: Participating products have minimum xx.xx- or xx.xx-year longevity periods; these do not establish tester replacement or support periods.
([nxp.com](https://www.nxp.com/products/nxp-product-information/nxp-product-programs/product-longevity%3APRDCT_LONGEVITY_HM))

· Evidence informing forecast-year allocation inputs; displayed values and growth are calculated: The disclosed longevity condition supports retaining lifecycle uncertainty rather than inferring automatic recurring equipment purchases.
([nxp.com](https://www.nxp.com/products/nxp-product-information/nxp-product-programs/product-longevity%3APRDCT_LONGEVITY_HM))

46. DLA ASSIST-QuickSearch - MIL-PRF-38535 Document Details

· Evidence informing base-year allocation inputs; displayed values and growth are calculated: The official record concerns covered microcircuits and manufacturer qualification, not tester-brand approval or equipment awards; no qualification-derived revenue premium is assumed.
([quicksearch.dla.mil](https://quicksearch.dla.mil/qsDocDetails.aspx?ident_number=xx.xx))

· Evidence informing forecast-year allocation inputs; displayed values and growth are calculated: The official record concerns covered microcircuits and manufacturer qualification, not tester-brand approval or equipment awards; no qualification-derived revenue premium is assumed.
([quicksearch.dla.mil](https://quicksearch.dla.mil/qsDocDetails.aspx?ident_number=xx.xx))

47. ASE Technology Holding - Fourth Quarter and Full Year 2025 Financial Results, Form 6-K, February 5, 2026

· Evidence informing base-year allocation inputs; displayed values and growth are calculated: ASE reports USD xx.xx of 2025 testing-equipment capital expenditure, a monetary purchasing anchor before complete-tester scope deductions.

· Evidence informing forecast-year allocation inputs; displayed values and growth are calculated: ASE reports USD xx.xx of 2025 testing-equipment capital expenditure, a monetary purchasing anchor before complete-tester scope deductions.

48. ChipMOS - FY2025 and Fourth Quarter 2025 Investor Presentation

· Evidence informing base-year allocation inputs; displayed values and growth are calculated: The presentation reports TWD xx.xx of 2025 capital expenditure and a xx.xx% testing allocation; currency and complete-tester attribution are modeled bridges.

· Evidence informing forecast-year allocation inputs; displayed values and growth are calculated: The presentation reports TWD xx.xx of 2025 capital expenditure and a xx.xx% testing allocation; currency and complete-tester attribution are modeled bridges.

49. Alchip - Advanced Testing Services

· Evidence informing base-year allocation inputs; displayed values and growth are calculated: Alchip identifies an owned V93K hosted at a test house. This supports category and ownership attribution, not annual purchase quantities, prices or the forecast.

· Evidence informing forecast-year allocation inputs; displayed values and growth are calculated: Alchip identifies an owned V93K hosted at a test house. This supports category and ownership attribution, not annual purchase quantities, prices or the forecast.

50. University of Utah Nanofab - Verigy Tester

· Evidence informing base-year allocation inputs; displayed values and growth are calculated: The university lists a V93000 SoC platform and access arrangement. This establishes an institutional equipment category, not a 2025 purchase or future procurement.

· Evidence informing forecast-year allocation inputs; displayed values and growth are calculated: The university lists a V93000 SoC platform and access arrangement. This establishes an institutional equipment category, not a 2025 purchase or future procurement.

51. TEAM A.T.E. - Services

- Evidence informing base-year allocation inputs; displayed values and growth are calculated: The company describes pre-owned purchases and sales across SoC and memory ATE, supporting inclusion of eligible secondary-market purchases. Its undated offering page supplies category evidence, not 2025 transaction value. ([team-ate.com](https://www.team-ate.com/services))
- Evidence informing forecast-year allocation inputs; displayed values and growth are calculated: The company describes pre-owned purchases and sales across SoC and memory ATE, supporting inclusion of eligible secondary-market purchases. Its undated offering page supplies category evidence, not 2025 transaction value. ([team-ate.com](https://www.team-ate.com/services))
- Evidence informing base-year allocation inputs; displayed values and growth are calculated: System rentals, rent-to-own arrangements and leases establish a third-party equipment-access route. The stated field-service limitation qualifies universal availability; neither the offering nor its category list supplies numerical leasing weights. ([team-ate.com](https://www.team-ate.com/services))
- Evidence informing forecast-year allocation inputs; displayed values and growth are calculated: System rentals, rent-to-own arrangements and leases establish a third-party equipment-access route. The stated field-service limitation qualifies universal availability; neither the offering nor its category list supplies numerical leasing weights. ([team-ate.com](https://www.team-ate.com/services))
- Evidence informing base-year allocation inputs; displayed values and growth are calculated: The company distinguishes its representation activities from inventory-based equipment transactions, supporting role-specific classification rather than assigning every represented OEM transaction to resale. ([team-ate.com](https://www.team-ate.com/services))
- Evidence informing forecast-year allocation inputs; displayed values and growth are calculated: The company distinguishes its representation activities from inventory-based equipment transactions, supporting role-specific classification rather than assigning every represented OEM transaction to resale. ([team-ate.com](https://www.team-ate.com/services))
- Evidence informing base-year allocation inputs; displayed values and growth are calculated: Purchasing surplus equipment for inventory, SoC/memory equipment offerings and rental/lease arrangements establish merchant commercial routes. The absence of a worldwide field-service organization qualifies support assumptions but supplies no revenue weight. ([team-ate.com](https://www.team-ate.com/services))
- Evidence informing forecast-year allocation inputs; displayed values and growth are calculated: Purchasing surplus equipment for inventory, SoC/memory equipment offerings and rental/lease arrangements establish merchant commercial routes. The absence of a worldwide field-service organization qualifies support assumptions but supplies no revenue weight. ([team-ate.com](https://www.team-ate.com/services))

52. Advantest Pre-Owned Solutions - Business

- Evidence informing base-year allocation inputs; displayed values and growth are calculated: The OEM's pre-owned business includes equipment resale, license switching, installation and maintenance support. This supports the purchase boundary beyond new equipment, without establishing resale revenue or a future share. ([advantest.com](https://www.advantest.com/en/customer-services/apo/business/))
- Evidence informing forecast-year allocation inputs; displayed values and growth are calculated: The OEM's pre-owned business includes equipment resale, license switching, installation and maintenance support. This supports the purchase boundary beyond new equipment, without establishing resale revenue or a future share. ([advantest.com](https://www.advantest.com/en/customer-services/apo/business/))
- Evidence informing base-year allocation inputs; displayed values and growth are calculated: OEM-managed pre-owned transactions include license switching, installation and maintenance, supporting direct classification when the consolidated manufacturer is the seller regardless of equipment age. ([advantest.com](https://www.advantest.com/en/customer-services/apo/business/))
- Evidence informing forecast-year allocation inputs; displayed values and growth are calculated: OEM-managed pre-owned transactions include license switching, installation and maintenance, supporting direct classification when the consolidated manufacturer is the seller regardless of equipment age. ([advantest.com](https://www.advantest.com/en/customer-services/apo/business/))
- Evidence informing base-year allocation inputs; displayed values and growth are calculated: The OEM-managed resale alternative qualifies an assumption that all pre-owned equipment passes through independent resellers and provides a commercial counterforce to merchant growth, without measuring its magnitude. ([advantest.com](https://www.advantest.com/en/customer-services/apo/business/))
- Evidence informing forecast-year allocation inputs; displayed values and growth are calculated: The OEM-managed resale alternative qualifies an assumption that all pre-owned equipment passes through independent resellers and provides a commercial counterforce to merchant growth, without measuring its magnitude. ([advantest.com](https://www.advantest.com/en/customer-services/apo/business/))

53. IFRS Foundation - IFRIC Update March 2023: Definition of a Lease-Substitution Rights

- Evidence informing base-year allocation inputs; displayed values and growth are calculated: The identified-asset, control and substantive-substitution criteria support distinguishing equipment leasing from outsourced testing services. This is a classification premise for both anchors, not evidence of market prevalence. ([ifrs.org](https://www.ifrs.org/news-and-events/updates/ifric/2023/ifric-update-march-2023/))
- Evidence informing forecast-year allocation inputs; displayed values and growth are calculated: The identified-asset, control and substantive-substitution criteria support distinguishing equipment leasing from outsourced testing services. This is a classification premise for both anchors, not evidence of market prevalence. ([ifrs.org](https://www.ifrs.org/news-and-events/updates/ifric/2023/ifric-update-march-2023/))

54. Spirox Corporation - 2025 Annual Report

- Evidence informing base-year allocation inputs; displayed values and growth are calculated: Consolidated revenue decreased from NTD xx.xx in 2024 to NTD xx.xx in 2025, providing a mixed-product intermediary countercheck to uniform channel growth rather than a global allocation weight. ([file.spirox.com.tw](https://file.spirox.com.tw/Annual%20Reports/2025/xx.xx%E5%B9%B4%E5%BA%A6%E5%B9%B4%E5%A0%B1%xx.xx%E8%8B%B1%E6%xx.xx%xx.xx%xx.xx.pdf))
- Evidence informing forecast-year allocation inputs; displayed values and growth are calculated: Consolidated revenue decreased from NTD xx.xx in 2024 to NTD xx.xx in 2025, providing a mixed-product intermediary countercheck to uniform channel growth rather than a global allocation weight. ([file.spirox.com.tw](https://file.spirox.com.tw/Annual%20Reports/2025/xx.xx%E5%B9%B4%E5%BA%A6%E5%B9%B4%E5%A0%B1%xx.xx%E8%8B%B1%E6%xx.xx%xx.xx%xx.xx.pdf))
- Evidence informing base-year allocation inputs; displayed values and growth are calculated: Semiconductor-equipment revenue was NTD xx.xx in 2025, separately from service and maintenance. Agency/distribution, own products and adjacent equipment prevent attributing the full amount to merchant SoC/memory tester sales. ([file.spirox.com.tw](https://file.spirox.com.tw/Annual%20Reports/2025/xx.xx%E5%B9%B4%E5%BA%A6%E5%B9%B4%E5%A0%B1%xx.xx%E8%8B%B1%E6%xx.xx%xx.xx%xx.xx.pdf))
- Evidence informing forecast-year allocation inputs; displayed values and growth are calculated: Semiconductor-equipment revenue was NTD xx.xx in 2025, separately from service and maintenance. Agency/distribution, own products and adjacent equipment prevent attributing the full amount to merchant SoC/memory tester sales. ([file.spirox.com.tw](https://file.spirox.com.tw/Annual%20Reports/2025/xx.xx%E5%B9%B4%E5%BA%A6%E5%B9%B4%E5%A0%B1%xx.xx%E8%8B%B1%E6%xx.xx%xx.xx%xx.xx.pdf))

55. KYEC (2449) - Q4 2025 Investor Update

- Evidence informing base-year allocation inputs; displayed values and growth are calculated: KYEC reports 2025 wafer-probe revenue at xx.xx%; this is a buyer-activity input requiring the disclosed equipment-value and coverage corrections, not a directly observed tester share.
- Evidence informing forecast-year allocation inputs; displayed values and growth are calculated: KYEC reports 2025 wafer-probe revenue at xx.xx%; this is a buyer-activity input requiring the disclosed equipment-value and coverage corrections, not a directly observed tester share.
- Evidence informing base-year allocation inputs; displayed values and growth are calculated: Reported final-test revenue of xx.xx% supplies the conventional package-test proxy before the assumed exclusion of adjacent activity.
- Evidence informing forecast-year allocation inputs; displayed values and growth are calculated: Reported final-test revenue of xx.xx% supplies the conventional package-test proxy before the assumed exclusion of adjacent activity.
- Evidence informing base-year allocation inputs; displayed values and growth are calculated: The company's xx.xx% data-processing application mix anchors the modeled addressable advanced-SoC purchasing cohort; it does not measure bare-die equipment sales.
- Evidence informing forecast-year allocation inputs; displayed values and growth are calculated: The company's xx.xx% data-processing application mix anchors the modeled addressable advanced-SoC purchasing cohort; it does not measure bare-die equipment sales.
- Evidence informing base-year allocation inputs; displayed values and growth are calculated: The same application-mix input constrains the intermediate-assembly cohort; reported capital expenditure is a broad spending cross-check, not insertion-specific equipment revenue.
- Evidence informing forecast-year allocation inputs; displayed values and growth are calculated: The same application-mix input constrains the intermediate-assembly cohort; reported capital expenditure is a broad spending cross-check, not insertion-specific equipment revenue.

56. Advantest to Showcase Latest Test Solutions at SEMICON Southeast Asia 2025, May 20-22
· Evidence informing base-year allocation inputs; displayed values and growth are calculated: The May xx.xx 2025 announcement identifies a die-level handler linked with a tester for singulated dies, establishing a base-year commercial offering but not its delivered equipment receipts.
· Evidence informing forecast-year allocation inputs; displayed values and growth are calculated: The May xx.xx 2025 announcement identifies a die-level handler linked with a tester for singulated dies, establishing a base-year commercial offering but not its delivered equipment receipts.
· Evidence informing base-year allocation inputs; displayed values and growth are calculated: The same dated offering includes partially assembled dies. Only attributable tester receipts, not the handler value, enter the allocation model.
· Evidence informing forecast-year allocation inputs; displayed values and growth are calculated: The same dated offering includes partially assembled dies. Only attributable tester receipts, not the handler value, enter the allocation model.
57. Teradyne - Second-Quarter 2025 Earnings Call Prepared Remarks, July 30, 2025
· Evidence informing base-year allocation inputs; displayed values and growth are calculated: July xx.xx 2025 prepared remarks report an HBM4 post-stack win and state that the new insertion was not pervasive, qualifying the assumed intermediate-assembly uptake.
· Evidence informing forecast-year allocation inputs; displayed values and growth are calculated: July xx.xx 2025 prepared remarks report an HBM4 post-stack win and state that the new insertion was not pervasive, qualifying the assumed intermediate-assembly uptake.
· Evidence informing base-year allocation inputs; displayed values and growth are calculated: The remarks distinguish new system purchases from upgrades of existing capacity. This supports retaining reuse and incremental-receipt adjustments rather than equating every new deployment opportunity with a full new tester.
· Evidence informing forecast-year allocation inputs; displayed values and growth are calculated: The remarks distinguish new system purchases from upgrades of existing capacity. This supports retaining reuse and incremental-receipt adjustments rather than equating every new deployment opportunity with a full new tester.
58. Teradyne Introduces Integrated Test Solution for AI and Data Center Devices in Collaboration with Tokyo Electron
· Evidence informing forecast-year allocation inputs; displayed values and growth are calculated: The June xx.xx 2026 coordinated singulated-device offering supports commercial availability relevant to the forecast; it does not establish 2025 sales or the modeled 2032 penetration.
· Evidence informing forecast-year allocation inputs; displayed values and growth are calculated: The offering references multiple advanced-packaging points, but this is not evidence that an individual delivery has accepted multi-insertion coverage.
59. Amkor Technology - IC Semiconductor Test Services
· Evidence informing base-year allocation inputs; displayed values and growth are calculated: The company's service description separates wafer probe, testing between assembly steps and final testing, supporting the insertion mapping rather than a sales weight or complete-tester purchase requirement.
· Evidence informing forecast-year allocation inputs; displayed values and growth are calculated: The company's service description separates wafer probe, testing between assembly steps and final testing, supporting the insertion mapping rather than a sales weight or complete-tester purchase requirement.

17.12. Mexico

Table 370. Mexico SoC & Memory Semiconductor Tester Market Size, 2017-2040 (USD Million)

Country	2017	2024	2025	2026	2027	2032	2040	CAGR (%)
Mexico	xx.xx	xx.xx	xx.xx	xx.xx	xx.xx	xx.xx	xx.xx	xx.xx

Table 371. Mexico SoC & Memory Semiconductor Tester Market Size, by Tester Type, 2017-2040 (USD Million)

Tester Type	2017	2024	2025	2026	2027	2032	2040	CAGR (%)
Combined SoC & Memory Testers	xx.xx	xx.xx	xx.xx	xx.xx	xx.xx	xx.xx	xx.xx	xx.xx
Memory Testers	xx.xx	xx.xx	xx.xx	xx.xx	xx.xx	xx.xx	xx.xx	xx.xx
SoC Testers	xx.xx	xx.xx	xx.xx	xx.xx	xx.xx	xx.xx	xx.xx	xx.xx
Total	**xx.xx**	**xx.xx**	**xx.xx**	**xx.xx**	**xx.xx**	**xx.xx**	**xx.xx**	**xx.xx**

Table 372. Mexico SoC & Memory Semiconductor Tester Market Size, by Memory Testers, 2017-2040 (USD Million)

Memory Testers	2017	2024	2025	2026	2027	2032	2040	CAGR (%)
DRAM Testers	xx.xx	xx.xx	xx.xx	xx.xx	xx.xx	xx.xx	xx.xx	xx.xx
Multi-Family Memory Testers	xx.xx	xx.xx	xx.xx	xx.xx	xx.xx	xx.xx	xx.xx	xx.xx
Nonvolatile Memory Testers	xx.xx	xx.xx	xx.xx	xx.xx	xx.xx	xx.xx	xx.xx	xx.xx
SRAM Testers	xx.xx	xx.xx	xx.xx	xx.xx	xx.xx	xx.xx	xx.xx	xx.xx
Total	**xx.xx**	**xx.xx**	**xx.xx**	**xx.xx**	**xx.xx**	**xx.xx**	**xx.xx**	**xx.xx**

Table 373. Mexico SoC & Memory Semiconductor Tester Market Size, by Platform Architecture, 2017-2040 (USD Million)

Platform Architecture	2017	2024	2025	2026	2027	2032	2040	CAGR (%)
Open-Standard ATE Platforms	xx.xx	xx.xx	xx.xx	xx.xx	xx.xx	xx.xx	xx.xx	xx.xx
Proprietary ATE Platforms	xx.xx	xx.xx	xx.xx	xx.xx	xx.xx	xx.xx	xx.xx	xx.xx
Total	**xx.xx**	**xx.xx**	**xx.xx**	**xx.xx**	**xx.xx**	**xx.xx**	**xx.xx**	**xx.xx**

Table 374. Mexico SoC & Memory Semiconductor Tester Market Size, by Test Purpose, 2017-2040 (USD Million)

Test Purpose	2017	2024	2025	2026	2027	2032	2040	CAGR (%)
Combined Engineering and Production Testing	xx.xx	xx.xx	xx.xx	xx.xx	xx.xx	xx.xx	xx.xx	xx.xx
Engineering Evaluation and Characterization	xx.xx	xx.xx	xx.xx	xx.xx	xx.xx	xx.xx	xx.xx	xx.xx
Production Testing	xx.xx	xx.xx	xx.xx	xx.xx	xx.xx	xx.xx	xx.xx	xx.xx
Total	**xx.xx**	**xx.xx**	**xx.xx**	**xx.xx**	**xx.xx**	**xx.xx**	**xx.xx**	**xx.xx**

Table 375. Mexico SoC & Memory Semiconductor Tester Market Size, by Semiconductor End Market, 2017-2040 (USD Million)

Semiconductor End Market	2017	2024	2025	2026	2027	2032	2040	CAGR (%)
Aerospace and Defense	xx.xx	xx.xx	xx.xx	xx.xx	xx.xx	xx.xx	xx.xx	xx.xx
Automotive	xx.xx	xx.xx	xx.xx	xx.xx	xx.xx	xx.xx	xx.xx	xx.xx
Communications	xx.xx	xx.xx	xx.xx	xx.xx	xx.xx	xx.xx	xx.xx	xx.xx
Computing	xx.xx	xx.xx	xx.xx	xx.xx	xx.xx	xx.xx	xx.xx	xx.xx
Consumer Electronics	xx.xx	xx.xx	xx.xx	xx.xx	xx.xx	xx.xx	xx.xx	xx.xx
Industrial Electronics	xx.xx	xx.xx	xx.xx	xx.xx	xx.xx	xx.xx	xx.xx	xx.xx
Total	**xx.xx**	**xx.xx**	**xx.xx**	**xx.xx**	**xx.xx**	**xx.xx**	**xx.xx**	**xx.xx**

Table 376. Mexico SoC & Memory Semiconductor Tester Market Size, by Buyer Type, 2017-2040 (USD Million)

Buyer Type	2017	2024	2025	2026	2027	2032	2040	CAGR (%)
Fabless Semiconductor Companies	xx.xx	xx.xx	xx.xx	xx.xx	xx.xx	xx.xx	xx.xx	xx.xx
Integrated Device Manufacturers	xx.xx	xx.xx	xx.xx	xx.xx	xx.xx	xx.xx	xx.xx	xx.xx
Outsourced Assembly and Test Providers	xx.xx	xx.xx	xx.xx	xx.xx	xx.xx	xx.xx	xx.xx	xx.xx
Research and Academic Institutions	xx.xx	xx.xx	xx.xx	xx.xx	xx.xx	xx.xx	xx.xx	xx.xx
Semiconductor Design and IP Service Providers	xx.xx	xx.xx	xx.xx	xx.xx	xx.xx	xx.xx	xx.xx	xx.xx
Semiconductor Foundries	xx.xx	xx.xx	xx.xx	xx.xx	xx.xx	xx.xx	xx.xx	xx.xx
System Companies	xx.xx	xx.xx	xx.xx	xx.xx	xx.xx	xx.xx	xx.xx	xx.xx
Total	**xx.xx**	**xx.xx**	**xx.xx**	**xx.xx**	**xx.xx**	**xx.xx**	**xx.xx**	**xx.xx**

Table 377. Mexico SoC & Memory Semiconductor Tester Market Size, by Acquisition Model, 2017-2040 (USD Million)

Acquisition Model	2017	2024	2025	2026	2027	2032	2040	CAGR (%)
Equipment Leasing	xx.xx	xx.xx	xx.xx	xx.xx	xx.xx	xx.xx	xx.xx	xx.xx
Equipment Purchase	xx.xx	xx.xx	xx.xx	xx.xx	xx.xx	xx.xx	xx.xx	xx.xx
Total	**xx.xx**	**xx.xx**	**xx.xx**	**xx.xx**	**xx.xx**	**xx.xx**	**xx.xx**	**xx.xx**

Table 378. Mexico SoC & Memory Semiconductor Tester Market Size, by Sales Channel, 2017-2040 (USD Million)

Sales Channel	2017	2024	2025	2026	2027	2032	2040	CAGR (%)
Direct Sales	xx.xx	xx.xx	xx.xx	xx.xx	xx.xx	xx.xx	xx.xx	xx.xx
Distributor and Reseller Sales	xx.xx	xx.xx	xx.xx	xx.xx	xx.xx	xx.xx	xx.xx	xx.xx
Total	**xx.xx**	**xx.xx**	**xx.xx**	**xx.xx**	**xx.xx**	**xx.xx**	**xx.xx**	**xx.xx**

Table 379. Mexico SoC & Memory Semiconductor Tester Market Size, by Test Insertion, 2017-2040 (USD Million)

Test Insertion	2017	2024	2025	2026	2027	2032	2040	CAGR (%)
In-Process Assembly Test	xx.xx	xx.xx	xx.xx	xx.xx	xx.xx	xx.xx	xx.xx	xx.xx
Multi-Insertion Test	xx.xx	xx.xx	xx.xx	xx.xx	xx.xx	xx.xx	xx.xx	xx.xx
Packaged-Device Test	xx.xx	xx.xx	xx.xx	xx.xx	xx.xx	xx.xx	xx.xx	xx.xx
Singulated-Die Test	xx.xx	xx.xx	xx.xx	xx.xx	xx.xx	xx.xx	xx.xx	xx.xx
Wafer-Level Test	xx.xx	xx.xx	xx.xx	xx.xx	xx.xx	xx.xx	xx.xx	xx.xx
Total	**xx.xx**	**xx.xx**	**xx.xx**	**xx.xx**	**xx.xx**	**xx.xx**	**xx.xx**	**xx.xx**

Sources & Evidence

1. Advantest - FY2024 Consolidated Financial Results Presentation, April 25, 2025

   • Evidence informing the 2023 market-value input; displayed series and growth include calculations: Quarterly product-revenue disclosures support calendar-2023 totals of JPY xx.xx for SoC testers and JPY xx.xx for memory testers, before modeled scope adjustments. ([advantest.com](https://www.advantest.com/document/en/investors/ir-library/result/JE_BIZ_250425_slide.pdf))

   • Evidence informing the 2024 market-value input; displayed series and growth include calculations: Quarterly product-revenue disclosures support calendar-2024 totals of JPY xx.xx for SoC testers and JPY xx.xx for memory testers; handling, services and system-level testing are disclosed separately. ([advantest.com](https://www.advantest.com/document/en/investors/ir-library/result/JE_BIZ_250425_slide.pdf))

2. Advantest - FY2025 Third Quarter Financial Results Presentation, January 28, 2026

- Evidence informing the 2025 market-value input; displayed series and growth include calculations: The disclosed January-March 2025 quarter and April-December 2025 quarters produce calendar-2025 SoC tester revenue of JPY xx.xx and memory tester revenue of JPY xx.xx. These are supplier revenues, not a published global market total. ([advantest.com](https://www.advantest.com/document/en/investors/ir-library/result/JE_BIZ_260128_slide.pdf))
- Evidence informing base-year allocation inputs; displayed values and growth are calculated: Quarterly product disclosures reconstruct calendar-2025 SoC revenue of JPY xx.xx, before the inherited eligible-SoC scope deduction.
- Evidence informing base-year allocation inputs; displayed values and growth are calculated: Quarterly memory revenue totals JPY xx.xx for calendar 2025, anchoring the memory equipment pool rather than a published global share.
- Evidence informing base-year allocation inputs; displayed values and growth are calculated: January-March memory revenue of JPY xx.xx supports the fiscal-to-calendar application-mix bridge.
- Evidence informing base-year allocation inputs; displayed values and growth are calculated: Quarterly SoC revenues of JPY xx.xx, xx.xx, xx.xx and xx.xx reconstruct calendar-2025 revenue of JPY xx.xx, the supplier revenue ceiling used for modeled eligible OPENSTAR attribution. ([advantest.com](https://www.advantest.com/document/en/investors/ir-library/result/JE_BIZ_260128_slide.pdf))
- Evidence informing base-year allocation inputs; displayed values and growth are calculated: Reported quarters support the calendar-2025 SoC revenue bridge used to estimate Computing's equipment weight. ([advantest.com](https://www.advantest.com/document/en/investors/ir-library/result/JE_BIZ_260128_slide.pdf))
- Evidence informing base-year allocation inputs; displayed values and growth are calculated: The same quarterly equipment revenues constrain the combined Computing/Communications budget before modeled separation. ([advantest.com](https://www.advantest.com/document/en/investors/ir-library/result/JE_BIZ_260128_slide.pdf))
- Evidence informing base-year allocation inputs; displayed values and growth are calculated: The quarterly product table independently reproduces calendar-2025 SoC revenue of JPY xx.xx and memory revenue of JPY xx.xx. These constrain the inherited equipment-revenue scale but do not disclose an acquisition-model split. ([advantest.com](https://www.advantest.com/document/en/investors/ir-library/result/JE_BIZ_260128_slide.pdf))
- Evidence informing base-year allocation inputs; displayed values and growth are calculated: Quarterly product disclosures reconstruct calendar-2025 SoC revenue of JPY xx.xx and memory revenue of JPY xx.xx, supporting the retained scoped manufacturer budget rather than an observed channel share. ([advantest.com](https://www.advantest.com/document/en/investors/ir-library/result/JE_BIZ_260128_slide.pdf))
- Evidence informing base-year allocation inputs; displayed values and growth are calculated: The manufacturer equipment budget provides the economic scale against which inherited intermediary penetration is allocated; the presentation does not quantify reseller receipts. ([advantest.com](https://www.advantest.com/document/en/investors/ir-library/result/JE_BIZ_260128_slide.pdf))
- Evidence informing base-year allocation inputs; displayed values and growth are calculated: Quarterly memory-system receipts reconstruct calendar-2025 revenue of JPY xx.xx, an input to the shared diversified-memory equipment budget.
- Evidence informing forecast-year allocation inputs; displayed values and growth are calculated: Quarterly memory-system receipts reconstruct calendar-2025 revenue of JPY xx.xx, an input to the shared diversified-memory equipment budget.
- Evidence informing base-year allocation inputs; displayed values and growth are calculated: The observed memory receipts constrain the parent purchasing budget from which the modeled intermediate-assembly portion is attributed; no insertion split is disclosed.
- Evidence informing forecast-year allocation inputs; displayed values and growth are calculated: The observed memory receipts constrain the parent purchasing budget from which the modeled intermediate-assembly portion is attributed; no insertion split is disclosed.
- Evidence informing base-year allocation inputs; displayed values and growth are calculated: Product-line receipts support the common equipment-budget bridge carried into the package-test allocation and its forecast starting weights.
- Evidence informing forecast-year allocation inputs; displayed values and growth are calculated: Product-line receipts support the common equipment-budget bridge carried into the package-test allocation and its forecast starting weights.

3. Advantest - FY2026 First Quarter Financial Results Presentation, July 29, 2026

- Evidence informing the 2026 market-value input; displayed series and growth include calculations: The presentation reports January-March 2026 SoC/memory revenues of JPY xx.xx/xx.xx and April-June revenues of JPY xx.xx/xx.xx. July guidance forecasts fiscal-2026 SoC/memory revenues of JPY xx.xx/xx.xx and supplies the fiscal-to-calendar bridge. Guidance is not realized revenue. ([advantest.com](https://www.advantest.com/document/en/investors/ir-library/result/JE_BIZ_260729_slide.pdf))
- Evidence informing the 2040 market-value input; displayed series and growth include calculations: Current equipment revenue and company-specific capacity plans constrain the forecast starting point, not the assumed long-run growth rate or the 2040 result. ([advantest.com](https://www.advantest.com/document/en/investors/ir-library/result/JE_BIZ_260729_slide.pdf))
- Evidence informing forecast-year allocation inputs; displayed values and growth are calculated: Actual quarterly SoC revenue and FY2026 product guidance constrain the inherited 2026 supplier bridge used to forecast relative category weights.
- Evidence informing forecast-year allocation inputs; displayed values and growth are calculated: January-March and April-June memory revenue of JPY xx.xx/xx.xx and FY2026 guidance of JPY xx.xx constrain the calendar bridge.
- Evidence informing base-year allocation inputs; displayed values and growth are calculated: Rounded fiscal DRAM mixes are xx.xx% for FY2024 and xx.xx% for FY2025; FY2026 guidance is xx.xx%. Calendar conversion and co-primary deductions are modeled.
- Evidence informing forecast-year allocation inputs; displayed values and growth are calculated: Rounded fiscal DRAM mixes are xx.xx% for FY2024 and xx.xx% for FY2025; FY2026 guidance is xx.xx%. Calendar conversion and co-primary deductions are modeled.
- Evidence informing base-year allocation inputs; displayed values and growth are calculated: Corresponding nonvolatile mixes are xx.xx%, xx.xx% and guided xx.xx%, qualifying an exclusively DRAM-led outlook without verifying future global shares.
- Evidence informing forecast-year allocation inputs; displayed values and growth are calculated: Corresponding nonvolatile mixes are xx.xx%, xx.xx% and guided xx.xx%, qualifying an exclusively DRAM-led outlook without verifying future global shares.
- Evidence informing base-year allocation inputs; displayed values and growth are calculated: Own SoC sales mix is approximately xx.xx% Computing/Communications in FY24 and xx.xx% in FY25; 2026 demand commentary constrains forecast direction, not the final share. ([advantest.com](https://www.advantest.com/document/en/investors/ir-library/result/JE_BIZ_260729_slide.pdf))
- Evidence informing forecast-year allocation inputs; displayed values and growth are calculated: Own SoC sales mix is approximately xx.xx% Computing/Communications in FY24 and xx.xx% in FY25; 2026 demand commentary constrains forecast direction, not the final share. ([advantest.com](https://www.advantest.com/document/en/investors/ir-library/result/JE_BIZ_260729_slide.pdf))
- Evidence informing base-year allocation inputs; displayed values and growth are calculated: Reported combined application proportions constrain the common budget; the separate Communications allocation and future mix remain modeled. ([advantest.com](https://www.advantest.com/document/en/investors/ir-library/result/JE_BIZ_260729_slide.pdf))
- Evidence informing forecast-year allocation inputs; displayed values and growth are calculated: Reported combined application proportions constrain the common budget; the separate Communications allocation and future mix remain modeled. ([advantest.com](https://www.advantest.com/document/en/investors/ir-library/result/JE_BIZ_260729_slide.pdf))

4. Teradyne, Inc. - Form 10-K for the Year Ended December 31, 2025
   - Evidence informing the 2023 market-value input; displayed series and growth include calculations: The revenue-disaggregation table reports 2023 point-in-time SoC revenue of USD xx.xx and memory revenue of USD xx.xx. Replacement parts require a further modeled deduction. ([investors.teradyne.com](https://investors.teradyne.com/sec-filings/all-sec-filings/content/xx.xx-xx.xx-xx.xx/xx.xx-xx.xx-xx.xx.pdf))
   - Evidence informing the 2024 market-value input; displayed series and growth include calculations: The filing reports 2024 point-in-time SoC revenue of USD xx.xx and memory revenue of USD xx.xx separately from over-time revenue and IST. ([investors.teradyne.com](https://investors.teradyne.com/sec-filings/all-sec-filings/content/xx.xx-xx.xx-xx.xx/xx.xx-xx.xx-xx.xx.pdf))
   - Evidence informing the 2025 market-value input; displayed series and growth include calculations: The filing reports 2025 point-in-time SoC revenue of USD xx.xx and memory revenue of USD xx.xx. Point-in-time recognition includes products and replacement parts and is therefore an equipment proxy rather than an exact complete-system subtotal. ([investors.teradyne.com](https://investors.teradyne.com/sec-filings/all-sec-filings/content/xx.xx-xx.xx-xx.xx/xx.xx-xx.xx-xx.xx.pdf))
   - Evidence informing base-year allocation inputs; displayed values and growth are calculated: 2025 point-in-time SoC revenue is USD xx.xx; equipment and eligible-device deductions remain modeled.
   - Evidence informing base-year allocation inputs; displayed values and growth are calculated: 2025 point-in-time memory revenue is USD xx.xx; replacement parts require the inherited equipment adjustment.
   - Evidence informing base-year allocation inputs; displayed values and growth are calculated: The filing identifies DRAM/HBM commercial activity; it does not disclose the modeled annual DRAM configuration fraction.
   - Evidence informing base-year allocation inputs; displayed values and growth are calculated: Magnum flash-memory activity supports nonvolatile category participation, not the assumed annual sales fraction.
   - Evidence informing base-year allocation inputs; displayed values and growth are calculated: Separately reported specifying and purchasing customers support treating commercial roles distinctly, without adding overlapping customer percentages.
   - Evidence informing forecast-year allocation inputs; displayed values and growth are calculated: Separately reported specifying and purchasing customers support treating commercial roles distinctly, without adding overlapping customer percentages.
   - Evidence informing base-year allocation inputs; displayed values and growth are calculated: Reported 2024-2025 product revenues supply a realized-demand challenge, but do not identify engineering-only sales; the allocation retains this attribution limitation. ([investors.teradyne.com](https://investors.teradyne.com/sec-filings/all-sec-filings/content/xx.xx-xx.xx-xx.xx/xx.xx-xx.xx-xx.xx.pdf))
   - Evidence informing forecast-year allocation inputs; displayed values and growth are calculated: Reported 2024-2025 product revenues supply a realized-demand challenge, but do not identify engineering-only sales; the allocation retains this attribution limitation. ([investors.teradyne.com](https://investors.teradyne.com/sec-filings/all-sec-filings/content/xx.xx-xx.xx-xx.xx/xx.xx-xx.xx-xx.xx.pdf))
   - Evidence informing base-year allocation inputs; displayed values and growth are calculated: Point-in-time SoC revenue grew approximately xx.xx% while memory declined approximately xx.xx%, qualifying uniform-growth assumptions rather than directly establishing purpose shares. ([investors.teradyne.com](https://investors.teradyne.com/sec-filings/all-sec-filings/content/xx.xx-xx.xx-xx.xx/xx.xx-xx.xx-xx.xx.pdf))
   - Evidence informing forecast-year allocation inputs; displayed values and growth are calculated: Point-in-time SoC revenue grew approximately xx.xx% while memory declined approximately xx.xx%, qualifying uniform-growth assumptions rather than directly establishing purpose shares. ([investors.teradyne.com](https://investors.teradyne.com/sec-filings/all-sec-filings/content/xx.xx-xx.xx-xx.xx/xx.xx-xx.xx-xx.xx.pdf))
   - Evidence informing base-year allocation inputs; displayed values and growth are calculated: Distinguishes platform specifiers from purchasing customers, supporting the requirement for an accepted joint remit rather than inferring it from platform selection. ([investors.teradyne.com](https://investors.teradyne.com/sec-filings/all-sec-filings/content/xx.xx-xx.xx-xx.xx/xx.xx-xx.xx-xx.xx.pdf))
   - Evidence informing forecast-year allocation inputs; displayed values and growth are calculated: Distinguishes platform specifiers from purchasing customers, supporting the requirement for an accepted joint remit rather than inferring it from platform selection.

5. Teradyne, Inc. - Form 10-Q for the Quarterly Period Ended June 28, 2026
   - Evidence informing the 2026 market-value input; displayed series and growth include calculations: First-half 2026 point-in-time revenue was USD xx.xx for SoC and USD xx.xx for memory. Comparable first-half 2025 amounts were USD xx.xx and USD xx.xx independently establishing strong realized growth before the modeled second half. ([investors.teradyne.com](https://investors.teradyne.com/sec-filings/all-sec-filings/content/xx.xx-xx.xx-xx.xx/xx.xx-xx.xx-xx.xx.pdf))
   - Evidence informing forecast-year allocation inputs; displayed values and growth are calculated: First-half 2026 point-in-time SoC revenue of USD xx.xx anchors the scoped and annualized SoC forecast input.
   - Evidence informing forecast-year allocation inputs; displayed values and growth are calculated: First-half 2026 point-in-time memory revenue of USD xx.xx anchors the memory forecast pool; second-half realization remains assumed.
   - Evidence informing forecast-year allocation inputs; displayed values and growth are calculated: The observed memory pool constrains the forecast numerator to which the explicitly assumed small SRAM fraction is applied; SRAM sales are not separately disclosed.
   - Evidence informing forecast-year allocation inputs; displayed values and growth are calculated: The observed memory pool constrains modeled multi-family attribution, but does not independently establish co-primary configuration sales.
   - Evidence informing forecast-year allocation inputs; displayed values and growth are calculated: The scoped memory forecast pool supplies one bounded source of combined-configuration value; the co-primary fraction remains assumed.
6. Cohu, Inc. - Form 10-K for the Fiscal Year Ended December 27, 2025
   - Evidence informing the 2023 market-value input; displayed series and growth include calculations: Cohu reports 2023 systems-semiconductor test and inspection revenue of USD xx.xx. Only an assumed complete-tester and eligible-device portion enters this market. ([sec.gov](https://www.sec.gov/Archives/edgar/data/xx.xx/xx.xx/cohu20251227_10k.htm))
   - Evidence informing the 2024 market-value input; displayed series and growth include calculations: Cohu reports 2024 systems-semiconductor test and inspection revenue of USD xx.xx separately from non-systems revenue. ([sec.gov](https://www.sec.gov/Archives/edgar/data/xx.xx/xx.xx/cohu20251227_10k.htm))
   - Evidence informing the 2025 market-value input; displayed series and growth include calculations: Cohu reports 2025 systems-semiconductor test and inspection revenue of USD xx.xx. Automation, inspection, interfaces and recurring services prevent attribution of the whole company to SoC testers. ([sec.gov](https://www.sec.gov/Archives/edgar/data/xx.xx/xx.xx/cohu20251227_10k.htm))
   - Evidence informing base-year allocation inputs; displayed values and growth are calculated: Cohu describes a primarily direct commercial model supported by targeted independent representatives, supporting direct attribution where the manufacturer remains the contractual seller. ([sec.gov](https://www.sec.gov/Archives/edgar/data/xx.xx/xx.xx/cohu20251227_10k.htm))
   - Evidence informing forecast-year allocation inputs; displayed values and growth are calculated: Cohu describes a primarily direct commercial model supported by targeted independent representatives, supporting direct attribution where the manufacturer remains the contractual seller. ([sec.gov](https://www.sec.gov/Archives/edgar/data/xx.xx/xx.xx/cohu20251227_10k.htm))
   - Evidence informing base-year allocation inputs; displayed values and growth are calculated: Independent-representative commissions are identified in selling expenses; representation alone does not establish title-taking equipment resale or a numerical distributor share. ([sec.gov](https://www.sec.gov/Archives/edgar/data/xx.xx/xx.xx/cohu20251227_10k.htm))
   - Evidence informing forecast-year allocation inputs; displayed values and growth are calculated: Independent-representative commissions are identified in selling expenses; representation alone does not establish title-taking equipment resale or a numerical distributor share. ([sec.gov](https://www.sec.gov/Archives/edgar/data/xx.xx/xx.xx/cohu20251227_10k.htm))

7. Hangzhou Changchuan Technology Co., Ltd. - 2025 Annual Report
   - Evidence informing the 2024 market-value input; displayed series and growth include calculations: The product table reports 2024 tester revenue of CNY xx.xx, distinct from handlers and other products. Its SoC-eligible portion remains modeled. ([static.cninfo.com.cn](https://static.cninfo.com.cn/finalpage/2026-xx.xx-xx.xx/xx.xx.PDF))
   - Evidence informing the 2025 market-value input; displayed series and growth include calculations: The product table reports 2025 tester revenue of CNY xx.xx. The filing's broader analog and digital portfolio requires a scope adjustment rather than inclusion of all tester revenue. ([static.cninfo.com.cn](https://static.cninfo.com.cn/finalpage/2026-xx.xx-xx.xx/xx.xx.PDF))
8. YC Corporation - Business Report for the Year Ended December 31, 2025
   - Evidence informing the 2023 market-value input; displayed series and growth include calculations: The sales table reports KRW xx.xx for the 2023 memory-wafer-tester, semiconductor-equipment, parts, modification and related category. Complete-equipment attribution requires a deduction. ([kind.krx.co.kr](https://kind.krx.co.kr/external/2026/xx.xx/xx.xx/xx.xx/xx.xx/xx.xx.htm))
   - Evidence informing the 2024 market-value input; displayed series and growth include calculations: The comparable 2024 category revenue is KRW xx.xx, not an independently isolated complete-tester total. ([kind.krx.co.kr](https://kind.krx.co.kr/external/2026/xx.xx/xx.xx/xx.xx/xx.xx/xx.xx.htm))
   - Evidence informing the 2025 market-value input; displayed series and growth include calculations: The comparable 2025 category revenue is KRW xx.xx. Parts, modifications and other equipment remain a material scope uncertainty. ([kind.krx.co.kr](https://kind.krx.co.kr/external/2026/xx.xx/xx.xx/xx.xx/xx.xx/xx.xx.htm))
   - Evidence informing base-year allocation inputs; displayed values and growth are calculated: YC reports KRW xx.xx in a broad memory-wafer-tester, parts, modification and related revenue category, constraining the inherited equipment budget.
   - Evidence informing base-year allocation inputs; displayed values and growth are calculated: The company's own business description establishes DRAM equipment activity; the assumed xx.xx% allocation is not disclosed.
   - Evidence informing base-year allocation inputs; displayed values and growth are calculated: NAND equipment participation establishes the nonvolatile commercial mapping; the assumed xx.xx% allocation is not an observed split.
9. Chroma ESG - About Chroma: 2025 Group Financial and Operating Profile
   - Evidence informing the 2025 market-value input; displayed series and growth include calculations: Chroma's own disclosure states 2025 group consolidated revenue of USD xx.xx. This broad corporate amount constrains, but does not directly measure, its eligible complete-SoC-tester revenue. ([csr.chromaate.com](https://csr.chromaate.com/en/esg-en/green-chroma-en/brand-en))
10. Chroma ESG - Green Revenue and Financial Performance, 2025
    - Evidence informing the 2024 market-value input; displayed series and growth include calculations: Chroma reports 2025 consolidated revenue growth of xx.xx%. The model uses this company growth rate to backcast its small 2024 scoped revenue budget at a constant conversion basis, not as an observed 2024 tester subtotal. ([csr.chromaate.com](https://csr.chromaate.com/en/esg-en/green-chroma-en/green-revenue-en))
    - Evidence informing the 2025 market-value input; displayed series and growth include calculations: The disclosure distinguishes broad measurement products and SLT demand, reinforcing the need to exclude unrelated corporate revenue from the SoC/memory tester estimate. ([csr.chromaate.com](https://csr.chromaate.com/en/esg-en/green-chroma-en/green-revenue-en))

11. Federal Reserve Board - Foreign Exchange Rates, G.5A, January 5, 2026

    · Evidence informing the 2023 market-value input; displayed series and growth include calculations: The official annual-average exchange-rate release supplies the currency-conversion benchmark; the model uses JPY xx.xx per USD for its large calendar-2023 Japanese revenue anchor and an explicitly rounded KRW conversion for the smaller Korean budget. ([fred.stlouisfed.org](https://fred.stlouisfed.org/series/AEXJPUS/))

    · Evidence informing the 2024 market-value input; displayed series and growth include calculations: The model uses JPY xx.xx per USD for calendar 2024; small CNY and KRW budgets use disclosed approximate conversion assumptions close to the official annual averages. ([fred.stlouisfed.org](https://fred.stlouisfed.org/series/AEXJPUS/))

    · Evidence informing the 2025 market-value input; displayed series and growth include calculations: The model uses JPY xx.xx per USD for calendar 2025. CNY xx.xx and KRW xx.xx per USD are rounded modeling conventions, not the release's exact observations. ([fred.stlouisfed.org](https://fred.stlouisfed.org/series/AEXJPUS/))

12. SEMI - 2018 Global Semiconductor Equipment Sales Jump to Record USD 64.5 Billion

    · Evidence informing the 2017 market-value input; displayed series and growth include calculations: The association's member-billings release reports xx.xx% growth in total test equipment sales in 2018. Its inverse supplies the 2017 historical proxy; it is not a direct observation of the narrower captured market. ([www1.semi.org](https://www1.semi.org/en/2018-global-semiconductor-equipment-sales-jump-record-xx.xx-billion))

    · Evidence informing the 2018 market-value input; displayed series and growth include calculations: The release reports approximately USD xx.xx of total semiconductor-equipment sales in 2018, used only with the 2019 equipment total as a disclosed broad-cycle proxy. ([www1.semi.org](https://www1.semi.org/en/2018-global-semiconductor-equipment-sales-jump-record-xx.xx-billion))

13. SEMI - 2020 Global Semiconductor Equipment Sales Surge 19% to Industry Record USD 71.2 Billion

    · Evidence informing the 2018 market-value input; displayed series and growth include calculations: The release reports 2019 total equipment billings of USD xx.xx. Relative to the published approximate 2018 total, this supplies a broad-equipment downturn proxy, not an observed SoC/memory tester growth rate. ([semi.org](https://www.semi.org/en/news-media-press/semi-press-releases/annual-global-semiconductor-equipment-sales))

    · Evidence informing the 2019 market-value input; displayed series and growth include calculations: Reported 2020 total-test-equipment growth of xx.xx% supplies the inverse bridge into 2019. ([semi.org](https://www.semi.org/en/news-media-press/semi-press-releases/annual-global-semiconductor-equipment-sales))

    · Evidence informing the 2020 market-value input; displayed series and growth include calculations: The association's member-submitted billings dataset reports xx.xx% total-test-equipment growth in 2020, used as a historical demand-cycle proxy. ([semi.org](https://www.semi.org/en/news-media-press/semi-press-releases/annual-global-semiconductor-equipment-sales))

14. SEMI - 2021 Global Semiconductor Equipment Sales Surge 44% to Industry Record USD 102.6 Billion

    · Evidence informing the 2020 market-value input; displayed series and growth include calculations: Reported total-test-equipment sales growth of xx.xx% in 2021 supports the inverse bridge from the 2021 estimate to 2020. ([semi.org](https://www.semi.org/en/news-media-press-releases/semi-press-releases/2021-global-semiconductor-equipment-sales-surge-xx.xx%xx.xx-to-industry-record-%xx.xx-billion-semi-reports))

    · Evidence informing the 2021 market-value input; displayed series and growth include calculations: The xx.xx% test-equipment increase is a member-billings observation for a broader equipment class, not the final market value returned here. ([semi.org](https://www.semi.org/en/news-media-press-releases/semi-press-releases/2021-global-semiconductor-equipment-sales-surge-xx.xx%xx.xx-to-industry-record-%xx.xx-billion-semi-reports))

15. SEMI - Global Semiconductor Equipment Billings Reach Industry Record USD 107.6 Billion in 2022

    · Evidence informing the 2021 market-value input; displayed series and growth include calculations: The release reports a xx.xx% contraction in total-test-equipment billings in 2022, supporting the inverse historical bridge into 2021. ([semi.org](https://www.semi.org/en/news-media-press-releases/semi-press-releases/global-semiconductor-equipment-billings-reach-industry-record-%xx.xx-billion-in-2022-semi-reports))

16. SEMI - Global Semiconductor Equipment Billings Slip to USD 106.3 Billion in 2023
· Evidence informing the 2023 market-value input; displayed series and growth include calculations: The xx.xx% broader test-equipment decline supplies a historical-cycle constraint and one small-supplier backcast assumption, not the target-market level.
([semi.org](https://www.semi.org/en/news-media-press-releases/semi-press-releases/global-semiconductor-equipment-billings-slip-to-%xx.xx-billion-in-2023-semi-reports))
17. SEMI - Global Semiconductor Equipment Billings Surged to USD 117 Billion in 2024
· Evidence informing the 2024 market-value input; displayed series and growth include calculations: Realized total-test-equipment billings increased xx.xx% in 2024. This independently checks the direction and approximate magnitude of the modeled target-market recovery without substituting the broader category for this market.
([semi.org](https://www.semi.org/en/semi-press-release/global-semiconductor-equipment-billings-surged-to-xx.xx-billion-dollars-in-2024-semi-reports))
18. SEMI - Global Semiconductor Equipment Billings Reached USD 135 Billion in 2025
· Evidence informing the 2025 market-value input; displayed series and growth include calculations: The association reports realized total-test-equipment billings growth of xx.xx% in 2025. The modeled target-market increase of approximately xx.xx% is directionally consistent; differing product boundaries prevent an exact reconciliation.
([semi.org](https://www.semi.org/en/SEMI-Reports-Global-Semiconductor-Equipment-Billings-Reached-xx.xx-Billion-in-2025))

19. Advantest - Annual Securities Report and Business Report for the Year Ended March 31, 2026

- Evidence informing the 2025 market-value input; displayed series and growth include calculations: Note xx.xx identifies customer operating leases of semiconductor test systems and JPY xx.xx of future payments receivable at March xx.xx 2025. This establishes a small supplier-specific leasing activity, not annual global leasing revenue. ([advantest.com](https://www.advantest.com/document/en/investors/ir-library/report/IR_SecuritiesandBusinesReport_84th_en.pdf))
- Evidence informing the 2026 market-value input; displayed series and growth include calculations: Future customer lease payments receivable were JPY xx.xx at March xx.xx 2026; disclosed terms were one to three years and noncancelable. These figures qualify any assumption that OEM leasing is necessarily large or offers flexible exit. ([advantest.com](https://www.advantest.com/document/en/investors/ir-library/report/IR_SecuritiesandBusinesReport_84th_en.pdf))
- Evidence informing base-year allocation inputs; displayed values and growth are calculated: Named NVIDIA-group customer receipts constrain direct fabless purchasing; fiscal/calendar and eligible-equipment attribution remain modeled.
- Evidence informing forecast-year allocation inputs; displayed values and growth are calculated: Named NVIDIA-group customer receipts constrain direct fabless purchasing; fiscal/calendar and eligible-equipment attribution remain modeled.
- Evidence informing base-year allocation inputs; displayed values and growth are calculated: Named TSMC customer receipts anchor the foundry purchasing model; other suppliers and foundries require explicit coverage assumptions.
- Evidence informing forecast-year allocation inputs; displayed values and growth are calculated: Named TSMC customer receipts anchor the foundry purchasing model; other suppliers and foundries require explicit coverage assumptions.
- Evidence informing base-year allocation inputs; displayed values and growth are calculated: The equipment-revenue policy recognizes product revenue when control transfers on contractual delivery or acceptance, supporting the purchase classification rather than service-revenue attribution. ([advantest.com](https://www.advantest.com/document/en/investors/ir-library/report/IR_SecuritiesandBusinesReport_84th_en.pdf))
- Evidence informing forecast-year allocation inputs; displayed values and growth are calculated: The equipment-revenue policy recognizes product revenue when control transfers on contractual delivery or acceptance, supporting the purchase classification rather than service-revenue attribution. ([advantest.com](https://www.advantest.com/document/en/investors/ir-library/report/IR_SecuritiesandBusinesReport_84th_en.pdf))
- Evidence informing base-year allocation inputs; displayed values and growth are calculated: Note xx.xx discloses customer operating leases, one-to-three-year noncancelable terms, and remaining payments of JPY xx.xx and JPY xx.xx at March xx.xx 2025 and March xx.xx 2026. These constrain contractual and adoption assumptions, not annual global leasing revenue or the final forecast share. ([advantest.com](https://www.advantest.com/document/en/investors/ir-library/report/IR_SecuritiesandBusinesReport_84th_en.pdf))
- Evidence informing forecast-year allocation inputs; displayed values and growth are calculated: Note xx.xx discloses customer operating leases, one-to-three-year noncancelable terms, and remaining payments of JPY xx.xx and JPY xx.xx at March xx.xx 2025 and March xx.xx 2026. These constrain contractual and adoption assumptions, not annual global leasing revenue or the final forecast share. ([advantest.com](https://www.advantest.com/document/en/investors/ir-library/report/IR_SecuritiesandBusinesReport_84th_en.pdf))
- Evidence informing base-year allocation inputs; displayed values and growth are calculated: Wholly owned regional test-system sales subsidiaries establish consolidated manufacturer selling, while customer operating leases establish an OEM leasing route; both support the contractual-role allocation premise. ([advantest.com](https://www.advantest.com/document/en/investors/ir-library/report/IR_SecuritiesandBusinesReport_84th_en.pdf))
- Evidence informing forecast-year allocation inputs; displayed values and growth are calculated: Wholly owned regional test-system sales subsidiaries establish consolidated manufacturer selling, while customer operating leases establish an OEM leasing route; both support the contractual-role allocation premise. ([advantest.com](https://www.advantest.com/document/en/investors/ir-library/report/IR_SecuritiesandBusinesReport_84th_en.pdf))
- Evidence informing base-year allocation inputs; displayed values and growth are calculated: Future customer lease payments of JPY xx.xx at March xx.xx 2025 and JPY xx.xx at March xx.xx 2026 are supplier-specific receivables, not annual global merchant lease revenue; they limit rather than verify the leasing assumptions. ([advantest.com](https://www.advantest.com/document/en/investors/ir-library/report/IR_SecuritiesandBusines

20. Amkor Technology, Inc. - Form 10-K for the Year Ended December 31, 2025

- Evidence informing the 2025 market-value input; displayed series and growth include calculations: Amkor reports 2025 capital expenditures of USD xx.xx versus USD xx.xx in 2024, covering packaging, testing and facilities. The amount is a buyer-spending constraint, not tester-only spending. ([sec.gov](https://www.sec.gov/Archives/edgar/data/xx.xx/xx.xx/amkr-xx.xx.htm))
- Evidence informing the 2026 market-value input; displayed series and growth include calculations: The filing's USD xx.xx-xx.xx 2026 capital-expenditure expectation is primarily increased by Arizona construction. It cannot be treated as an equivalent tester award or annual tester-market increment. ([sec.gov](https://www.sec.gov/Archives/edgar/data/xx.xx/xx.xx/amkr-xx.xx.htm))
- Evidence informing the 2028 market-value input; displayed series and growth include calculations: Standardized tester investment, customer-consigned equipment and equipment-redeployment risks qualify the conversion from announced capacity projects to incremental tester purchases. No project investment is added directly to the 2028 forecast. ([sec.gov](https://www.sec.gov/Archives/edgar/data/xx.xx/xx.xx/amkr-xx.xx.htm))
- Evidence informing the 2029 market-value input; displayed series and growth include calculations: The buyer's broad spending and commitment disclosures support retaining procurement-conversion and reuse uncertainty rather than equating project completion with tester sales. ([sec.gov](https://www.sec.gov/Archives/edgar/data/xx.xx/xx.xx/amkr-xx.xx.htm))
- Evidence informing base-year allocation inputs; displayed values and growth are calculated: The test-equipment accounting-life extension from five to seven years constrains the annualized production denominator against which engineering purchasing is compared. ([sec.gov](https://www.sec.gov/Archives/edgar/data/xx.xx/xx.xx/amkr-xx.xx.htm))
- Evidence informing forecast-year allocation inputs; displayed values and growth are calculated: The test-equipment accounting-life extension from five to seven years constrains the annualized production denominator against which engineering purchasing is compared. ([sec.gov](https://www.sec.gov/Archives/edgar/data/xx.xx/xx.xx/amkr-xx.xx.htm))
- Evidence informing base-year allocation inputs; displayed values and growth are calculated: Seven-year test-equipment accounting life anchors the selected purchasing-frequency proxy; broad capital expenditure is not treated as tester-only spending. ([sec.gov](https://www.sec.gov/Archives/edgar/data/xx.xx/xx.xx/amkr-xx.xx.htm))
- Evidence informing forecast-year allocation inputs; displayed values and growth are calculated: Seven-year test-equipment accounting life anchors the selected purchasing-frequency proxy; broad capital expenditure is not treated as tester-only spending. ([sec.gov](https://www.sec.gov/Archives/edgar/data/xx.xx/xx.xx/amkr-xx.xx.htm))
- Evidence informing base-year allocation inputs; displayed values and growth are calculated: Standardized platforms and customer-consigned testers qualify ownership and reuse attribution; these conditions do not establish accepted joint-purpose deployment. ([sec.gov](https://www.sec.gov/Archives/edgar/data/xx.xx/xx.xx/amkr-xx.xx.htm))
- Evidence informing forecast-year allocation inputs; displayed values and growth are calculated: Standardized platforms and customer-consigned testers qualify ownership and reuse attribution; these conditions do not establish accepted joint-purpose deployment. ([sec.gov](https://www.sec.gov/Archives/edgar/data/xx.xx/xx.xx/amkr-xx.xx.htm))
- Evidence informing base-year allocation inputs; displayed values and growth are calculated: The buyer reports approximately xx.xx% Computing sales and standardized tester investment, providing a representativeness and reuse check, not equipment-market weights. ([sec.gov](https://www.sec.gov/Archives/edgar/data/xx.xx/xx.xx/amkr-xx.xx.htm))
- Evidence informing forecast-year allocation inputs; displayed values and growth are calculated: The buyer reports approximately xx.xx% Computing sales and standardized tester investment, providing a representativeness and reuse check, not equipment-market weights. ([sec.gov](https://www.sec.gov/Archives/edgar/data/xx.xx/xx.xx/amkr-xx.xx.htm))
- Evidence informing base-year allocation inputs; displayed values and growth are calculated: Approximately xx.xx% Communications sales and customer-consigned equipment demonstrate why operator revenue and ownership cannot directly determine tester purchasing shares. ([sec.gov](https://www.sec.gov/Archives/edgar/data/xx.xx/xx.xx/amkr-xx.xx.htm))
- Evidence informing forecast-year allocation inputs; displayed values and growth are calculated: Approximately xx.xx% Communications sales and customer-consigned equipment demonstrate why operator revenue and ownership cannot directly determine tester purchasing shares. ([sec.gov](https://www.sec.gov/Archives/edgar/data/xx.xx/xx.xx/amkr-xx.xx.htm))
- Evidence informing base-year allocation inputs; displayed values and growth are calculated: Approximately xx.xx% Consumer sales provide a buyer-specific countercheck; shared-platform practices do not quantify

21. Teradyne - Magnum 2 Memory Test Solution
    - Evidence informing base-year allocation inputs; displayed values and growth are calculated: Magnum xx.xx lists SRAM applications, establishing a commercial category mapping without supplying a revenue weight.
    - Evidence informing forecast-year allocation inputs; displayed values and growth are calculated: Magnum xx.xx lists SRAM applications, establishing a commercial category mapping without supplying a revenue weight.
    - Evidence informing base-year allocation inputs; displayed values and growth are calculated: DRAM, SRAM, NOR and NAND capability overlaps support mutually exclusive configuration attribution rather than adding advertised capabilities as sales.
    - Evidence informing forecast-year allocation inputs; displayed values and growth are calculated: DRAM, SRAM, NOR and NAND capability overlaps support mutually exclusive configuration attribution rather than adding advertised capabilities as sales.
    - Evidence informing base-year allocation inputs; displayed values and growth are calculated: Low-end SoC and memory applications identify a candidate combined-capability pool; actual joint customer mandates and numerical fractions remain unmeasured.
    - Evidence informing forecast-year allocation inputs; displayed values and growth are calculated: Low-end SoC and memory applications identify a candidate combined-capability pool; actual joint customer mandates and numerical fractions remain unmeasured.
    - Evidence informing base-year allocation inputs; displayed values and growth are calculated: Separately identifies an engineering configuration, supporting purpose classification and the direction of the modeled realization difference, not its exact numerical price ratio. ([teradyne.com](https://www.teradyne.com/products/magnum-xx.xx/))
    - Evidence informing forecast-year allocation inputs; displayed values and growth are calculated: Separately identifies an engineering configuration, supporting purpose classification and the direction of the modeled realization difference, not its exact numerical price ratio. ([teradyne.com](https://www.teradyne.com/products/magnum-xx.xx/))
    - Evidence informing base-year allocation inputs; displayed values and growth are calculated: Separately identifies production configurations, supporting production-purpose attribution rather than classification from family-wide capability alone. ([teradyne.com](https://www.teradyne.com/products/magnum-xx.xx/))
    - Evidence informing forecast-year allocation inputs; displayed values and growth are calculated: Separately identifies production configurations, supporting production-purpose attribution rather than classification from family-wide capability alone. ([teradyne.com](https://www.teradyne.com/products/magnum-xx.xx/))
    - Evidence informing base-year allocation inputs; displayed values and growth are calculated: Engineering programs can transfer to production versions; this supports conditional continuity but does not measure joint-purpose purchases or the forecast adoption multiplier. ([teradyne.com](https://www.teradyne.com/products/magnum-xx.xx/))
    - Evidence informing forecast-year allocation inputs; displayed values and growth are calculated: Engineering programs can transfer to production versions; this supports conditional continuity but does not measure joint-purpose purchases or the forecast adoption multiplier. ([teradyne.com](https://www.teradyne.com/products/magnum-xx.xx/))
22. Advantest - T5835 Memory Test System
    - Evidence informing base-year allocation inputs; displayed values and growth are calculated: T5835 is commercially positioned for both DRAM and NAND, supporting the cross-family classification premise but not the modeled co-primary revenue fraction.
    - Evidence informing forecast-year allocation inputs; displayed values and growth are calculated: T5835 is commercially positioned for both DRAM and NAND, supporting the cross-family classification premise but not the modeled co-primary revenue fraction.

23. Advantest - T5503HS2 Memory Test System
    - Evidence informing base-year allocation inputs; displayed values and growth are calculated: DRAM/HBM product positioning establishes category mapping; the documented installed-T5503 upgrade path supports retaining upgrade-substitution uncertainty rather than assuming universal replacement.
    - Evidence informing forecast-year allocation inputs; displayed values and growth are calculated: DRAM/HBM product positioning establishes category mapping; the documented installed-T5503 upgrade path supports retaining upgrade-substitution uncertainty rather than assuming universal replacement.
24. Advantest will Showcase Latest Memory Test Solutions at Future of Memory and Storage 2024
    - Evidence informing base-year allocation inputs; displayed values and growth are calculated: The August xx.xx 2024 announcement identifies T5835 among promoted memory offerings, establishing pre-base-year commercial positioning without proving customer acceptance or sales mix.
25. Advantest - V93000 SoC Test Systems
    - Evidence informing base-year allocation inputs; displayed values and growth are calculated: Advantest classifies V93000 as a SoC Test System, supporting the commercial mapping of its reported SoC equipment pool without establishing a sales percentage.
    - Evidence informing forecast-year allocation inputs; displayed values and growth are calculated: Advantest classifies V93000 as a SoC Test System, supporting the commercial mapping of its reported SoC equipment pool without establishing a sales percentage.
    - Evidence informing base-year allocation inputs; displayed values and growth are calculated: V93000 documentation identifies reusable programs and interface hardware across generations and supplier-developed SmarTest software. These support the retained-investment condition, not a measured switching rate or forecast share. ([advantest.com](https://www.advantest.com/en/products/semiconductor-test-system/soc/v93000/))
    - Evidence informing forecast-year allocation inputs; displayed values and growth are calculated: V93000 documentation identifies reusable programs and interface hardware across generations and supplier-developed SmarTest software. These support the retained-investment condition, not a measured switching rate or forecast share. ([advantest.com](https://www.advantest.com/en/products/semiconductor-test-system/soc/v93000/))
26. Emerson Electric Co. - Form 10-K for the Year Ended September 30, 2025
    - Evidence informing base-year allocation inputs; displayed values and growth are calculated: Reported Test & Measurement sales of USD xx.xx in FY2025 and USD xx.xx in FY2024 constrain the broad NI revenue proxy, not complete SoC/memory tester revenue. ([ir.emerson.com](https://ir.emerson.com/sec-filings/all-sec-filings/content/xx.xx-xx.xx-xx.xx/emr-xx.xx.htm))
27. Emerson Electric Co. - Form 10-Q for the Quarter Ended December 31, 2025
    - Evidence informing base-year allocation inputs; displayed values and growth are calculated: December-quarter Test & Measurement sales of USD xx.xx versus USD xx.xx supply the approximate calendar bridge. Prior-period segment presentation was reclassified, limiting level comparability. ([sec.gov](https://www.sec.gov/Archives/edgar/data/xx.xx/xx.xx/emr-xx.xx.htm))
28. National Instruments Corporation - 2022 Annual Report
    - Evidence informing base-year allocation inputs; displayed values and growth are calculated: Semiconductor and Electronics represented approximately xx.xx% of NI's 2022 revenue, with approximately half from production test and half from R&D test. These historical mix observations calibrate, but do not verify, the 2025 scoped equipment budget. ([sec.gov](https://www.sec.gov/Archives/edgar/data/xx.xx/xx.xx/ny20006399x3_ars.pdf))

29. Advantest - FY2025 Financial Briefing, April 27, 2026

· Evidence informing base-year allocation inputs; displayed values and growth are calculated: Automotive/industrial/consumer/DDIC represented approximately xx.xx% and xx.xx% of fiscal SoC sales in FY2024 and FY2025, rounded to five-percentage-point increments. These application proportions constrain the mainstream equipment attribution. ([advantest.com](https://www.advantest.com/document/en/investors/ir-library/result/JE_BIZ_260427_slide.pdf))

· Evidence informing forecast-year allocation inputs; displayed values and growth are calculated: Automotive/industrial/consumer/DDIC represented approximately xx.xx% and xx.xx% of fiscal SoC sales in FY2024 and FY2025, rounded to five-percentage-point increments. These application proportions constrain the mainstream equipment attribution. ([advantest.com](https://www.advantest.com/document/en/investors/ir-library/result/JE_BIZ_260427_slide.pdf))

· Evidence informing base-year allocation inputs; displayed values and growth are calculated: Fiscal SoC sales increased from JPY xx.xx to JPY xx.xx, while computing/communications represented approximately xx.xx% of FY2025 SoC sales. This supports differentiated application-growth assumptions, not a directly observed proprietary share or future allocation. ([advantest.com](https://www.advantest.com/document/en/investors/ir-library/result/JE_BIZ_260427_slide.pdf))

· Evidence informing forecast-year allocation inputs; displayed values and growth are calculated: Fiscal SoC sales increased from JPY xx.xx to JPY xx.xx, while computing/communications represented approximately xx.xx% of FY2025 SoC sales. This supports differentiated application-growth assumptions, not a directly observed proprietary share or future allocation. ([advantest.com](https://www.advantest.com/document/en/investors/ir-library/result/JE_BIZ_260427_slide.pdf))

30. Advantest - Annual Report 2005

· Evidence informing base-year allocation inputs; displayed values and growth are calculated: The report identifies T2000's OPENSTAR basis and publicly available specifications developed through the Semiconductor Test Consortium. This supports historical standards classification only; its historical market-share statements are not used. ([www3.advantest.com](https://www3.advantest.com/documents/xx.xx/xx.xx/pdf_investor_AR2005_en.pdf))

· Evidence informing forecast-year allocation inputs; displayed values and growth are calculated: The report identifies T2000's OPENSTAR basis and publicly available specifications developed through the Semiconductor Test Consortium. This supports historical standards classification only; its historical market-share statements are not used. ([www3.advantest.com](https://www3.advantest.com/documents/xx.xx/xx.xx/pdf_investor_AR2005_en.pdf))

31. Advantest - What Is ATE (Automated Test Equipment)? Roles, Systems & Future Outlook

· Evidence informing base-year allocation inputs; displayed values and growth are calculated: Current company positioning identifies T2000 as open architecture and associates it with microcontroller and automotive applications, supporting continuity of the classification premise without measuring sales. ([advantest.com](https://www.advantest.com/en/semiconductor-basics/automated-test-equipment/))

· Evidence informing forecast-year allocation inputs; displayed values and growth are calculated: Current company positioning identifies T2000 as open architecture and associates it with microcontroller and automotive applications, supporting continuity of the classification premise without measuring sales. ([advantest.com](https://www.advantest.com/en/semiconductor-basics/automated-test-equipment/))

· Evidence informing base-year allocation inputs; displayed values and growth are calculated: The company distinguishes V93000's supplier-specific architecture from T2000's open-architecture positioning, supporting platform-level rather than supplier-wide classification. ([advantest.com](https://www.advantest.com/en/semiconductor-basics/automated-test-equipment/))

· Evidence informing forecast-year allocation inputs; displayed values and growth are calculated: The company distinguishes V93000's supplier-specific architecture from T2000's open-architecture positioning, supporting platform-level rather than supplier-wide classification. ([advantest.com](https://www.advantest.com/en/semiconductor-basics/automated-test-equipment/))

32. NI - What Is the Semiconductor Test System (STS)?

· Evidence informing base-year allocation inputs; displayed values and growth are calculated: STS is an integrated PXI-based ATE offering with broad RF, mixed-signal and MEMS positioning. This establishes the architecture and turnkey commercial model while requiring deductions for applications outside the captured SoC/memory boundary. ([ni.com](https://www.ni.com/en/shop/electronic-test-instrumentation/what-is-the-semiconductor-test-system.html))

· Evidence informing forecast-year allocation inputs; displayed values and growth are calculated: STS is an integrated PXI-based ATE offering with broad RF, mixed-signal and MEMS positioning. This establishes the architecture and turnkey commercial model while requiring deductions for applications outside the captured SoC/memory boundary. ([ni.com](https://www.ni.com/en/shop/electronic-test-instrumentation/what-is-the-semiconductor-test-system.html))

33. Marvin Test Solutions - PXIe Semiconductor Test System, TS-960e Series

· Evidence informing base-year allocation inputs; displayed values and growth are calculated: TS-960e is marketed as a complete integrated PXI Express semiconductor system for SoC applications, including proprietary application elements. It establishes commercial category participation, not the modeled smaller-system shipment count or price. ([marvintest.com](https://www.marvintest.com/Product/TS-960e-Series))

34. Emerson Electric Co. - Form 10-Q for the Quarter Ended June 30, 2026

· Evidence informing forecast-year allocation inputs; displayed values and growth are calculated: Nine-month Test & Measurement revenue of USD xx.xx versus USD xx.xx provides the broad growth calibration for the assumed 2026 eligible-equipment increase. Semiconductor and aerospace/defense both contributed, so the disclosure does not isolate open-standard SoC/memory sales. ([ir.emerson.com](https://ir.emerson.com/sec-filings/all-sec-filings/content/xx.xx-xx.xx-xx.xx/emr-xx.xx.htm))

35. PXI Systems Alliance - What Is PXI

· Evidence informing base-year allocation inputs; displayed values and growth are calculated: The association defines PXI as an open modular standard with a multi-vendor ecosystem and distinguishes its building blocks from completed application systems. This supports the governing-architecture boundary, not sales weights. ([pxisa.org](https://pxisa.org/what-is-pxi/))

· Evidence informing forecast-year allocation inputs; displayed values and growth are calculated: The association defines PXI as an open modular standard with a multi-vendor ecosystem and distinguishes its building blocks from completed application systems. This supports the governing-architecture boundary, not sales weights. ([pxisa.org](https://pxisa.org/what-is-pxi/))

36. Test Services - UTAC Group

- Evidence informing base-year allocation inputs; displayed values and growth are calculated: Reports xx.xx+ test engineers alongside 2,000+ testers, anchoring the engineering-station proxy used in the base model and carried into the forecast; it does not disclose purpose sales shares. ([utacgroup.com](https://utacgroup.com/test-services/))
- Evidence informing forecast-year allocation inputs; displayed values and growth are calculated: Reports xx.xx+ test engineers alongside 2,000+ testers, anchoring the engineering-station proxy used in the base model and carried into the forecast; it does not disclose purpose sales shares. ([utacgroup.com](https://utacgroup.com/test-services/))
- Evidence informing base-year allocation inputs; displayed values and growth are calculated: The 2,000+ tester fleet provides an operator-stock benchmark that is converted to annual value only through the disclosed purchasing-frequency assumptions. ([utacgroup.com](https://utacgroup.com/test-services/))
- Evidence informing forecast-year allocation inputs; displayed values and growth are calculated: The 2,000+ tester fleet provides an operator-stock benchmark that is converted to annual value only through the disclosed purchasing-frequency assumptions. ([utacgroup.com](https://utacgroup.com/test-services/))
- Evidence informing base-year allocation inputs; displayed values and growth are calculated: Advertises engineering services and production testing within the same business, supporting commercial coexistence but not the assumed accepted joint-purpose percentage or future adoption. ([utacgroup.com](https://utacgroup.com/test-services/))
- Evidence informing forecast-year allocation inputs; displayed values and growth are calculated: Advertises engineering services and production testing within the same business, supporting commercial coexistence but not the assumed accepted joint-purpose percentage or future adoption. ([utacgroup.com](https://utacgroup.com/test-services/))

37. Efforts to Provide Value Through Business - Advantest

- Evidence informing base-year allocation inputs; displayed values and growth are calculated: States typical customer equipment use of xx.xx-xx.xx years, providing a longer-use sensitivity for the stock-to-purchasing-value bridge rather than a measured engineering share. ([advantest.com](https://www.advantest.com/en/about/sustainability/society/responding-product-liability/))
- Evidence informing base-year allocation inputs; displayed values and growth are calculated: The xx.xx-xx.xx-year use period constrains replacement assumptions and is distinguished from the buyer accounting-life proxy used in the working model. ([advantest.com](https://www.advantest.com/en/about/sustainability/society/responding-product-liability/))

38. A New Approach for IC Test - Leveraging the Strength of the PXI Platform - NI

- Evidence informing base-year allocation inputs; displayed values and growth are calculated: Describes scalable characterization and production configurations and the commercial constraints of traditional laboratory ATE, supporting a distinct engineering purchasing model. ([ni.com](https://www.ni.com/en/shop/electronic-test-instrumentation/what-is-the-semiconductor-test-system/a-new-approach-for-ic-test---leveraging-the-strength-of-the-pxi-.html))
- Evidence informing forecast-year allocation inputs; displayed values and growth are calculated: Describes scalable characterization and production configurations and the commercial constraints of traditional laboratory ATE, supporting a distinct engineering purchasing model. ([ni.com](https://www.ni.com/en/shop/electronic-test-instrumentation/what-is-the-semiconductor-test-system/a-new-approach-for-ic-test---leveraging-the-strength-of-the-pxi-.html))
- Evidence informing base-year allocation inputs; displayed values and growth are calculated: Shared hardware and software support a continuity scenario, but the record provides neither accepted joint-deployment revenue nor future penetration; both remain explicit assumptions. ([ni.com](https://www.ni.com/en/shop/electronic-test-instrumentation/what-is-the-semiconductor-test-system/a-new-approach-for-ic-test---leveraging-the-strength-of-the-pxi-.html))
- Evidence informing forecast-year allocation inputs; displayed values and growth are calculated: Shared hardware and software support a continuity scenario, but the record provides neither accepted joint-deployment revenue nor future penetration; both remain explicit assumptions. ([ni.com](https://www.ni.com/en/shop/electronic-test-instrumentation/what-is-the-semiconductor-test-system/a-new-approach-for-ic-test---leveraging-the-strength-of-the-pxi-.html))

39. Teradyne - 2025 Annual Report to Shareholders

· Evidence informing base-year allocation inputs; displayed values and growth are calculated: The USD xx.xx Compute application weight anchors the scoped Computing allocation. ([investors.teradyne.com](https://investors.teradyne.com/sec-filings/all-sec-filings/content/xx.xx-xx.xx-xx.xx/xx.xx-xx.xx-xx.xx.pdf))

· Evidence informing base-year allocation inputs; displayed values and growth are calculated: The USD xx.xx Mobility weight and networking exposure support the modeled Communications bridge. ([investors.teradyne.com](https://investors.teradyne.com/sec-filings/all-sec-filings/content/xx.xx-xx.xx-xx.xx/xx.xx-xx.xx-xx.xx.pdf))

· Evidence informing base-year allocation inputs; displayed values and growth are calculated: Published application buckets constrain the budget, but the consumer carve-out is an explicit attribution assumption. ([investors.teradyne.com](https://investors.teradyne.com/sec-filings/all-sec-filings/content/xx.xx-xx.xx-xx.xx/xx.xx-xx.xx-xx.xx.pdf))

· Evidence informing base-year allocation inputs; displayed values and growth are calculated: USD xx.xx Auto-Industrial revenue supplies the pre-exclusion pool, not an observed Automotive subtotal. ([investors.teradyne.com](https://investors.teradyne.com/sec-filings/all-sec-filings/content/xx.xx-xx.xx-xx.xx/xx.xx-xx.xx-xx.xx.pdf))

· Evidence informing base-year allocation inputs; displayed values and growth are calculated: The shared Auto-Industrial pool constrains Industrial Electronics after scope and end-use adjustments. ([investors.teradyne.com](https://investors.teradyne.com/sec-filings/all-sec-filings/content/xx.xx-xx.xx-xx.xx/xx.xx-xx.xx-xx.xx.pdf))

· Evidence informing base-year allocation inputs; displayed values and growth are calculated: The application budget constrains the modeled specialized tail; separate Product Test defense revenue is excluded. ([investors.teradyne.com](https://investors.teradyne.com/sec-filings/all-sec-filings/content/xx.xx-xx.xx-xx.xx/xx.xx-xx.xx-xx.xx.pdf))

40. TSMC - 2025 Form 20-F

· Evidence informing base-year allocation inputs; displayed values and growth are calculated: 2025 HPC revenue of NT$xx.xx anchors the adjusted logic-demand proxy; networking is separated by assumption. ([investor.tsmc.com](https://investor.tsmc.com/sites/ir/sec-filings/2025_20F%20Report.pdf))

· Evidence informing base-year allocation inputs; displayed values and growth are calculated: Smartphone revenue of NT$xx.xx and networking within HPC constrain Communications, with an explicit equipment-intensity bridge. ([investor.tsmc.com](https://investor.tsmc.com/sites/ir/sec-filings/2025_20F%20Report.pdf))

41. Micron Technology - Form 10-K for the Year Ended August 28, 2025

· Evidence informing base-year allocation inputs; displayed values and growth are calculated: Cloud, data-center and client business revenues constrain Computing's memory-equipment proxy, not equipment receipts directly. ([s25.q4cdn.com](https://s25.q4cdn.com/xx.xx/files/doc_financials/2025/ar/2025-Form-xx.xx-K.pdf))

· Evidence informing base-year allocation inputs; displayed values and growth are calculated: Mobile/client and data-center revenues provide the economic pool for modeled mobile and networking attribution. ([s25.q4cdn.com](https://s25.q4cdn.com/xx.xx/files/doc_financials/2025/ar/2025-Form-xx.xx-K.pdf))

· Evidence informing base-year allocation inputs; displayed values and growth are calculated: USD xx.xx Automotive and Embedded revenue constrains the modeled consumer-memory tail. ([s25.q4cdn.com](https://s25.q4cdn.com/xx.xx/files/doc_financials/2025/ar/2025-Form-xx.xx-K.pdf))

· Evidence informing base-year allocation inputs; displayed values and growth are calculated: The embedded business supplies a bounded activity proxy requiring scope, realization and end-use adjustments. ([s25.q4cdn.com](https://s25.q4cdn.com/xx.xx/files/doc_financials/2025/ar/2025-Form-xx.xx-K.pdf))

· Evidence informing base-year allocation inputs; displayed values and growth are calculated: The embedded business constrains Industrial Electronics memory activity; its equipment conversion is assumed. ([s25.q4cdn.com](https://s25.q4cdn.com/xx.xx/files/doc_financials/2025/ar/2025-Form-xx.xx-K.pdf))

· Evidence informing base-year allocation inputs; displayed values and growth are calculated: The embedded pool bounds the specialized-memory tail; no separate defense revenue is reported. ([s25.q4cdn.com](https://s25.q4cdn.com/xx.xx/files/doc_financials/2025/ar/2025-Form-xx.xx-K.pdf))

42. Semiconductor Industry Association - 2025 Factbook

· Evidence informing base-year allocation inputs; displayed values and growth are calculated: 2024 PC/Computer semiconductor demand of xx.xx% enters only the scope-adjusted secondary-supplier proxy. ([semiconductors.org](https://www.semiconductors.org/wp-content/uploads/2025/xx.xx/2025-SIA-Factbook-FINAL-xx.xx.pdf))

· Evidence informing base-year allocation inputs; displayed values and growth are calculated: 2024 Communications demand of xx.xx% is adjusted for eligible equipment scope before use. ([semiconductors.org](https://www.semiconductors.org/wp-content/uploads/2025/xx.xx/2025-SIA-Factbook-FINAL-xx.xx.pdf))

· Evidence informing base-year allocation inputs; displayed values and growth are calculated: Consumer semiconductor demand of xx.xx% anchors the adjusted minor-application weights. ([semiconductors.org](https://www.semiconductors.org/wp-content/uploads/2025/xx.xx/2025-SIA-Factbook-FINAL-xx.xx.pdf))

· Evidence informing base-year allocation inputs; displayed values and growth are calculated: Automotive demand of xx.xx% is reduced for non-SoC exposure in the commercial proxy. ([semiconductors.org](https://www.semiconductors.org/wp-content/uploads/2025/xx.xx/2025-SIA-Factbook-FINAL-xx.xx.pdf))

· Evidence informing base-year allocation inputs; displayed values and growth are calculated: Industrial demand of xx.xx% anchors a scope-adjusted weight, not a tester-equipment share. ([semiconductors.org](https://www.semiconductors.org/wp-content/uploads/2025/xx.xx/2025-SIA-Factbook-FINAL-xx.xx.pdf))

· Evidence informing base-year allocation inputs; displayed values and growth are calculated: Government demand of xx.xx%, including military, constrains the specialized end-use proxy. ([semiconductors.org](https://www.semiconductors.org/wp-content/uploads/2025/xx.xx/2025-SIA-Factbook-FINAL-xx.xx.pdf))

43. WSTS - Semiconductor Market Insights, October 2024

· Evidence informing base-year allocation inputs; displayed values and growth are calculated: The detailed Consumer definition includes entertainment products, household white goods and personal wearables, supporting consistent end-use attribution. ([semiconductors.org](https://www.semiconductors.org/wp-content/uploads/2025/xx.xx/WSTS-Presentation-Subscription-Oct2024.pdf))

· Evidence informing forecast-year allocation inputs; displayed values and growth are calculated: The detailed Consumer definition includes entertainment products, household white goods and personal wearables, supporting consistent end-use attribution. ([semiconductors.org](https://www.semiconductors.org/wp-content/uploads/2025/xx.xx/WSTS-Presentation-Subscription-Oct2024.pdf))

· Evidence informing base-year allocation inputs; displayed values and growth are calculated: Industrial includes professional test, control and measuring equipment, distinguishing it from household consumer equipment. ([semiconductors.org](https://www.semiconductors.org/wp-content/uploads/2025/xx.xx/WSTS-Presentation-Subscription-Oct2024.pdf))

· Evidence informing forecast-year allocation inputs; displayed values and growth are calculated: Industrial includes professional test, control and measuring equipment, distinguishing it from household consumer equipment. ([semiconductors.org](https://www.semiconductors.org/wp-content/uploads/2025/xx.xx/WSTS-Presentation-Subscription-Oct2024.pdf))

· Evidence informing base-year allocation inputs; displayed values and growth are calculated: Government is defined as military and aerospace in the detailed end-use illustration, supporting the retained category mapping. ([semiconductors.org](https://www.semiconductors.org/wp-content/uploads/2025/xx.xx/WSTS-Presentation-Subscription-Oct2024.pdf))

· Evidence informing forecast-year allocation inputs; displayed values and growth are calculated: Government is defined as military and aerospace in the detailed end-use illustration, supporting the retained category mapping. ([semiconductors.org](https://www.semiconductors.org/wp-content/uploads/2025/xx.xx/WSTS-Presentation-Subscription-Oct2024.pdf))

44. NXP Semiconductors - Form 10-K for the Year Ended December 31, 2025

· Evidence informing base-year allocation inputs; displayed values and growth are calculated: 2025 Automotive revenue of USD xx.xx, down xx.xx%, qualifies assumptions of immediate equipment-demand acceleration. ([sec.gov](https://www.sec.gov/Archives/edgar/data/xx.xx/xx.xx/nxpi-xx.xx.htm))

· Evidence informing forecast-year allocation inputs; displayed values and growth are calculated: 2025 Automotive revenue of USD xx.xx, down xx.xx%, qualifies assumptions of immediate equipment-demand acceleration. ([sec.gov](https://www.sec.gov/Archives/edgar/data/xx.xx/xx.xx/nxpi-xx.xx.htm))

· Evidence informing base-year allocation inputs; displayed values and growth are calculated: Industrial & IoT revenue of USD xx.xx increased xx.xx%, constraining the near-term recovery assumption rather than measuring tester sales. ([sec.gov](https://www.sec.gov/Archives/edgar/data/xx.xx/xx.xx/nxpi-xx.xx.htm))

· Evidence informing forecast-year allocation inputs; displayed values and growth are calculated: Industrial & IoT revenue of USD xx.xx increased xx.xx%, constraining the near-term recovery assumption rather than measuring tester sales. ([sec.gov](https://www.sec.gov/Archives/edgar/data/xx.xx/xx.xx/nxpi-xx.xx.htm))

45. NXP Semiconductors - Product Longevity
    - Evidence informing forecast-year allocation inputs; displayed values and growth are calculated: Participating products have minimum xx.xx- or xx.xx-year longevity periods; these do not establish tester replacement or support periods.
    ([nxp.com](https://www.nxp.com/products/nxp-product-information/nxp-product-programs/product-longevity%3APRDCT_LONGEVITY_HM))
    - Evidence informing forecast-year allocation inputs; displayed values and growth are calculated: The disclosed longevity condition supports retaining lifecycle uncertainty rather than inferring automatic recurring equipment purchases.
    ([nxp.com](https://www.nxp.com/products/nxp-product-information/nxp-product-programs/product-longevity%3APRDCT_LONGEVITY_HM))
46. DLA ASSIST-QuickSearch - MIL-PRF-38535 Document Details
    - Evidence informing base-year allocation inputs; displayed values and growth are calculated: The official record concerns covered microcircuits and manufacturer qualification, not tester-brand approval or equipment awards; no qualification-derived revenue premium is assumed.
    ([quicksearch.dla.mil](https://quicksearch.dla.mil/qsDocDetails.aspx?ident_number=xx.xx))
    - Evidence informing forecast-year allocation inputs; displayed values and growth are calculated: The official record concerns covered microcircuits and manufacturer qualification, not tester-brand approval or equipment awards; no qualification-derived revenue premium is assumed.
    ([quicksearch.dla.mil](https://quicksearch.dla.mil/qsDocDetails.aspx?ident_number=xx.xx))
47. ASE Technology Holding - Fourth Quarter and Full Year 2025 Financial Results, Form 6-K, February 5, 2026
    - Evidence informing base-year allocation inputs; displayed values and growth are calculated: ASE reports USD xx.xx of 2025 testing-equipment capital expenditure, a monetary purchasing anchor before complete-tester scope deductions.
    - Evidence informing forecast-year allocation inputs; displayed values and growth are calculated: ASE reports USD xx.xx of 2025 testing-equipment capital expenditure, a monetary purchasing anchor before complete-tester scope deductions.
48. ChipMOS - FY2025 and Fourth Quarter 2025 Investor Presentation
    - Evidence informing base-year allocation inputs; displayed values and growth are calculated: The presentation reports TWD xx.xx of 2025 capital expenditure and a xx.xx% testing allocation; currency and complete-tester attribution are modeled bridges.
    - Evidence informing forecast-year allocation inputs; displayed values and growth are calculated: The presentation reports TWD xx.xx of 2025 capital expenditure and a xx.xx% testing allocation; currency and complete-tester attribution are modeled bridges.
49. Alchip - Advanced Testing Services
    - Evidence informing base-year allocation inputs; displayed values and growth are calculated: Alchip identifies an owned V93K hosted at a test house. This supports category and ownership attribution, not annual purchase quantities, prices or the forecast.
    - Evidence informing forecast-year allocation inputs; displayed values and growth are calculated: Alchip identifies an owned V93K hosted at a test house. This supports category and ownership attribution, not annual purchase quantities, prices or the forecast.
50. University of Utah Nanofab - Verigy Tester
    - Evidence informing base-year allocation inputs; displayed values and growth are calculated: The university lists a V93000 SoC platform and access arrangement. This establishes an institutional equipment category, not a 2025 purchase or future procurement.
    - Evidence informing forecast-year allocation inputs; displayed values and growth are calculated: The university lists a V93000 SoC platform and access arrangement. This establishes an institutional equipment category, not a 2025 purchase or future procurement.

51. TEAM A.T.E. - Services

- Evidence informing base-year allocation inputs; displayed values and growth are calculated: The company describes pre-owned purchases and sales across SoC and memory ATE, supporting inclusion of eligible secondary-market purchases. Its undated offering page supplies category evidence, not 2025 transaction value. ([team-ate.com](https://www.team-ate.com/services))
- Evidence informing forecast-year allocation inputs; displayed values and growth are calculated: The company describes pre-owned purchases and sales across SoC and memory ATE, supporting inclusion of eligible secondary-market purchases. Its undated offering page supplies category evidence, not 2025 transaction value. ([team-ate.com](https://www.team-ate.com/services))
- Evidence informing base-year allocation inputs; displayed values and growth are calculated: System rentals, rent-to-own arrangements and leases establish a third-party equipment-access route. The stated field-service limitation qualifies universal availability; neither the offering nor its category list supplies numerical leasing weights. ([team-ate.com](https://www.team-ate.com/services))
- Evidence informing forecast-year allocation inputs; displayed values and growth are calculated: System rentals, rent-to-own arrangements and leases establish a third-party equipment-access route. The stated field-service limitation qualifies universal availability; neither the offering nor its category list supplies numerical leasing weights. ([team-ate.com](https://www.team-ate.com/services))
- Evidence informing base-year allocation inputs; displayed values and growth are calculated: The company distinguishes its representation activities from inventory-based equipment transactions, supporting role-specific classification rather than assigning every represented OEM transaction to resale. ([team-ate.com](https://www.team-ate.com/services))
- Evidence informing forecast-year allocation inputs; displayed values and growth are calculated: The company distinguishes its representation activities from inventory-based equipment transactions, supporting role-specific classification rather than assigning every represented OEM transaction to resale. ([team-ate.com](https://www.team-ate.com/services))
- Evidence informing base-year allocation inputs; displayed values and growth are calculated: Purchasing surplus equipment for inventory, SoC/memory equipment offerings and rental/lease arrangements establish merchant commercial routes. The absence of a worldwide field-service organization qualifies support assumptions but supplies no revenue weight. ([team-ate.com](https://www.team-ate.com/services))
- Evidence informing forecast-year allocation inputs; displayed values and growth are calculated: Purchasing surplus equipment for inventory, SoC/memory equipment offerings and rental/lease arrangements establish merchant commercial routes. The absence of a worldwide field-service organization qualifies support assumptions but supplies no revenue weight. ([team-ate.com](https://www.team-ate.com/services))

52. Advantest Pre-Owned Solutions - Business

- Evidence informing base-year allocation inputs; displayed values and growth are calculated: The OEM's pre-owned business includes equipment resale, license switching, installation and maintenance support. This supports the purchase boundary beyond new equipment, without establishing resale revenue or a future share. ([advantest.com](https://www.advantest.com/en/customer-services/apo/business/))
- Evidence informing forecast-year allocation inputs; displayed values and growth are calculated: The OEM's pre-owned business includes equipment resale, license switching, installation and maintenance support. This supports the purchase boundary beyond new equipment, without establishing resale revenue or a future share. ([advantest.com](https://www.advantest.com/en/customer-services/apo/business/))
- Evidence informing base-year allocation inputs; displayed values and growth are calculated: OEM-managed pre-owned transactions include license switching, installation and maintenance, supporting direct classification when the consolidated manufacturer is the seller regardless of equipment age. ([advantest.com](https://www.advantest.com/en/customer-services/apo/business/))
- Evidence informing forecast-year allocation inputs; displayed values and growth are calculated: OEM-managed pre-owned transactions include license switching, installation and maintenance, supporting direct classification when the consolidated manufacturer is the seller regardless of equipment age. ([advantest.com](https://www.advantest.com/en/customer-services/apo/business/))
- Evidence informing base-year allocation inputs; displayed values and growth are calculated: The OEM-managed resale alternative qualifies an assumption that all pre-owned equipment passes through independent resellers and provides a commercial counterforce to merchant growth, without measuring its magnitude. ([advantest.com](https://www.advantest.com/en/customer-services/apo/business/))
- Evidence informing forecast-year allocation inputs; displayed values and growth are calculated: The OEM-managed resale alternative qualifies an assumption that all pre-owned equipment passes through independent resellers and provides a commercial counterforce to merchant growth, without measuring its magnitude. ([advantest.com](https://www.advantest.com/en/customer-services/apo/business/))

53. IFRS Foundation - IFRIC Update March 2023: Definition of a Lease-Substitution Rights

- Evidence informing base-year allocation inputs; displayed values and growth are calculated: The identified-asset, control and substantive-substitution criteria support distinguishing equipment leasing from outsourced testing services. This is a classification premise for both anchors, not evidence of market prevalence. ([ifrs.org](https://www.ifrs.org/news-and-events/updates/ifric/2023/ifric-update-march-2023/))
- Evidence informing forecast-year allocation inputs; displayed values and growth are calculated: The identified-asset, control and substantive-substitution criteria support distinguishing equipment leasing from outsourced testing services. This is a classification premise for both anchors, not evidence of market prevalence. ([ifrs.org](https://www.ifrs.org/news-and-events/updates/ifric/2023/ifric-update-march-2023/))

54. Spirox Corporation - 2025 Annual Report

- Evidence informing base-year allocation inputs; displayed values and growth are calculated: Consolidated revenue decreased from NTD xx.xx in 2024 to NTD xx.xx in 2025, providing a mixed-product intermediary countercheck to uniform channel growth rather than a global allocation weight. ([file.spirox.com.tw](https://file.spirox.com.tw/Annual%20Reports/2025/xx.xx%E5%B9%B4%E5%BA%A6%E5%B9%B4%E5%A0%B1%xx.xx%E8%8B%B1%E6%xx.xx%xx.xx%xx.xx.pdf))
- Evidence informing forecast-year allocation inputs; displayed values and growth are calculated: Consolidated revenue decreased from NTD xx.xx in 2024 to NTD xx.xx in 2025, providing a mixed-product intermediary countercheck to uniform channel growth rather than a global allocation weight. ([file.spirox.com.tw](https://file.spirox.com.tw/Annual%20Reports/2025/xx.xx%E5%B9%B4%E5%BA%A6%E5%B9%B4%E5%A0%B1%xx.xx%E8%8B%B1%E6%xx.xx%xx.xx%xx.xx.pdf))
- Evidence informing base-year allocation inputs; displayed values and growth are calculated: Semiconductor-equipment revenue was NTD xx.xx in 2025, separately from service and maintenance. Agency/distribution, own products and adjacent equipment prevent attributing the full amount to merchant SoC/memory tester sales. ([file.spirox.com.tw](https://file.spirox.com.tw/Annual%20Reports/2025/xx.xx%E5%B9%B4%E5%BA%A6%E5%B9%B4%E5%A0%B1%xx.xx%E8%8B%B1%E6%xx.xx%xx.xx%xx.xx.pdf))
- Evidence informing forecast-year allocation inputs; displayed values and growth are calculated: Semiconductor-equipment revenue was NTD xx.xx in 2025, separately from service and maintenance. Agency/distribution, own products and adjacent equipment prevent attributing the full amount to merchant SoC/memory tester sales. ([file.spirox.com.tw](https://file.spirox.com.tw/Annual%20Reports/2025/xx.xx%E5%B9%B4%E5%BA%A6%E5%B9%B4%E5%A0%B1%xx.xx%E8%8B%B1%E6%xx.xx%xx.xx%xx.xx.pdf))

55. KYEC (2449) - Q4 2025 Investor Update

- Evidence informing base-year allocation inputs; displayed values and growth are calculated: KYEC reports 2025 wafer-probe revenue at xx.xx%; this is a buyer-activity input requiring the disclosed equipment-value and coverage corrections, not a directly observed tester share.
- Evidence informing forecast-year allocation inputs; displayed values and growth are calculated: KYEC reports 2025 wafer-probe revenue at xx.xx%; this is a buyer-activity input requiring the disclosed equipment-value and coverage corrections, not a directly observed tester share.
- Evidence informing base-year allocation inputs; displayed values and growth are calculated: Reported final-test revenue of xx.xx% supplies the conventional package-test proxy before the assumed exclusion of adjacent activity.
- Evidence informing forecast-year allocation inputs; displayed values and growth are calculated: Reported final-test revenue of xx.xx% supplies the conventional package-test proxy before the assumed exclusion of adjacent activity.
- Evidence informing base-year allocation inputs; displayed values and growth are calculated: The company's xx.xx% data-processing application mix anchors the modeled addressable advanced-SoC purchasing cohort; it does not measure bare-die equipment sales.
- Evidence informing forecast-year allocation inputs; displayed values and growth are calculated: The company's xx.xx% data-processing application mix anchors the modeled addressable advanced-SoC purchasing cohort; it does not measure bare-die equipment sales.
- Evidence informing base-year allocation inputs; displayed values and growth are calculated: The same application-mix input constrains the intermediate-assembly cohort; reported capital expenditure is a broad spending cross-check, not insertion-specific equipment revenue.
- Evidence informing forecast-year allocation inputs; displayed values and growth are calculated: The same application-mix input constrains the intermediate-assembly cohort; reported capital expenditure is a broad spending cross-check, not insertion-specific equipment revenue.

56. Advantest to Showcase Latest Test Solutions at SEMICON Southeast Asia 2025, May 20-22
· Evidence informing base-year allocation inputs; displayed values and growth are calculated: The May xx.xx 2025 announcement identifies a die-level handler linked with a tester for singulated dies, establishing a base-year commercial offering but not its delivered equipment receipts.
· Evidence informing forecast-year allocation inputs; displayed values and growth are calculated: The May xx.xx 2025 announcement identifies a die-level handler linked with a tester for singulated dies, establishing a base-year commercial offering but not its delivered equipment receipts.
· Evidence informing base-year allocation inputs; displayed values and growth are calculated: The same dated offering includes partially assembled dies. Only attributable tester receipts, not the handler value, enter the allocation model.
· Evidence informing forecast-year allocation inputs; displayed values and growth are calculated: The same dated offering includes partially assembled dies. Only attributable tester receipts, not the handler value, enter the allocation model.
57. Teradyne - Second-Quarter 2025 Earnings Call Prepared Remarks, July 30, 2025
· Evidence informing base-year allocation inputs; displayed values and growth are calculated: July xx.xx 2025 prepared remarks report an HBM4 post-stack win and state that the new insertion was not pervasive, qualifying the assumed intermediate-assembly uptake.
· Evidence informing forecast-year allocation inputs; displayed values and growth are calculated: July xx.xx 2025 prepared remarks report an HBM4 post-stack win and state that the new insertion was not pervasive, qualifying the assumed intermediate-assembly uptake.
· Evidence informing base-year allocation inputs; displayed values and growth are calculated: The remarks distinguish new system purchases from upgrades of existing capacity. This supports retaining reuse and incremental-receipt adjustments rather than equating every new deployment opportunity with a full new tester.
· Evidence informing forecast-year allocation inputs; displayed values and growth are calculated: The remarks distinguish new system purchases from upgrades of existing capacity. This supports retaining reuse and incremental-receipt adjustments rather than equating every new deployment opportunity with a full new tester.
58. Teradyne Introduces Integrated Test Solution for AI and Data Center Devices in Collaboration with Tokyo Electron
· Evidence informing forecast-year allocation inputs; displayed values and growth are calculated: The June xx.xx 2026 coordinated singulated-device offering supports commercial availability relevant to the forecast; it does not establish 2025 sales or the modeled 2032 penetration.
· Evidence informing forecast-year allocation inputs; displayed values and growth are calculated: The offering references multiple advanced-packaging points, but this is not evidence that an individual delivery has accepted multi-insertion coverage.
59. Amkor Technology - IC Semiconductor Test Services
· Evidence informing base-year allocation inputs; displayed values and growth are calculated: The company's service description separates wafer probe, testing between assembly steps and final testing, supporting the insertion mapping rather than a sales weight or complete-tester purchase requirement.
· Evidence informing forecast-year allocation inputs; displayed values and growth are calculated: The company's service description separates wafer probe, testing between assembly steps and final testing, supporting the insertion mapping rather than a sales weight or complete-tester purchase requirement.

17.13. Australia

Table 380. Australia SoC & Memory Semiconductor Tester Market Size, 2017-2040 (USD Million)

Country	2017	2024	2025	2026	2027	2032	2040	CAGR (%)
Australia	**xx.xx**	**xx.xx**	**xx.xx**	**xx.xx**	**xx.xx**	**xx.xx**	**xx.xx**	**xx.xx**

Table 381. Australia SoC & Memory Semiconductor Tester Market Size, by Tester Type, 2017-2040 (USD Million)

Tester Type	2017	2024	2025	2026	2027	2032	2040	CAGR (%)
Combined SoC & Memory Testers	xx.xx	xx.xx	xx.xx	xx.xx	xx.xx	xx.xx	xx.xx	xx.xx
Memory Testers	xx.xx	xx.xx	xx.xx	xx.xx	xx.xx	xx.xx	xx.xx	xx.xx
SoC Testers	xx.xx	xx.xx	xx.xx	xx.xx	xx.xx	xx.xx	xx.xx	xx.xx
Total	**xx.xx**	**xx.xx**	**xx.xx**	**xx.xx**	**xx.xx**	**xx.xx**	**xx.xx**	**xx.xx**

Table 382. Australia SoC & Memory Semiconductor Tester Market Size, by Memory Testers, 2017-2040 (USD Million)

Memory Testers	2017	2024	2025	2026	2027	2032	2040	CAGR (%)
DRAM Testers	xx.xx	xx.xx	xx.xx	xx.xx	xx.xx	xx.xx	xx.xx	xx.xx
Multi-Family Memory Testers	xx.xx	xx.xx	xx.xx	xx.xx	xx.xx	xx.xx	xx.xx	xx.xx
Nonvolatile Memory Testers	xx.xx	xx.xx	xx.xx	xx.xx	xx.xx	xx.xx	xx.xx	xx.xx
SRAM Testers	xx.xx	xx.xx	xx.xx	xx.xx	xx.xx	xx.xx	xx.xx	xx.xx
Total	**xx.xx**	**xx.xx**	**xx.xx**	**xx.xx**	**xx.xx**	**xx.xx**	**xx.xx**	**xx.xx**

Table 383. Australia SoC & Memory Semiconductor Tester Market Size, by Platform Architecture, 2017-2040 (USD Million)

Platform Architecture	2017	2024	2025	2026	2027	2032	2040	CAGR (%)
Open-Standard ATE Platforms	xx.xx	xx.xx	xx.xx	xx.xx	xx.xx	xx.xx	xx.xx	xx.xx
Proprietary ATE Platforms	xx.xx	xx.xx	xx.xx	xx.xx	xx.xx	xx.xx	xx.xx	xx.xx
Total	**xx.xx**	**xx.xx**	**xx.xx**	**xx.xx**	**xx.xx**	**xx.xx**	**xx.xx**	**xx.xx**

Table 384. Australia SoC & Memory Semiconductor Tester Market Size, by Test Purpose, 2017-2040 (USD Million)

Test Purpose	2017	2024	2025	2026	2027	2032	2040	CAGR (%)
Combined Engineering and Production Testing	xx.xx	xx.xx	xx.xx	xx.xx	xx.xx	xx.xx	xx.xx	xx.xx
Engineering Evaluation and Characterization	xx.xx	xx.xx	xx.xx	xx.xx	xx.xx	xx.xx	xx.xx	xx.xx
Production Testing	xx.xx	xx.xx	xx.xx	xx.xx	xx.xx	xx.xx	xx.xx	xx.xx
Total	**xx.xx**	**xx.xx**	**xx.xx**	**xx.xx**	**xx.xx**	**xx.xx**	**xx.xx**	**xx.xx**

Table 385. Australia SoC & Memory Semiconductor Tester Market Size, by Semiconductor End Market, 2017-2040 (USD Million)

Semiconductor End Market	2017	2024	2025	2026	2027	2032	2040	CAGR (%)
Aerospace and Defense	xx.xx	xx.xx	xx.xx	xx.xx	xx.xx	xx.xx	xx.xx	xx.xx
Automotive	xx.xx	xx.xx	xx.xx	xx.xx	xx.xx	xx.xx	xx.xx	xx.xx
Communications	xx.xx	xx.xx	xx.xx	xx.xx	xx.xx	xx.xx	xx.xx	xx.xx
Computing	xx.xx	xx.xx	xx.xx	xx.xx	xx.xx	xx.xx	xx.xx	xx.xx
Consumer Electronics	xx.xx	xx.xx	xx.xx	xx.xx	xx.xx	xx.xx	xx.xx	xx.xx
Industrial Electronics	xx.xx	xx.xx	xx.xx	xx.xx	xx.xx	xx.xx	xx.xx	xx.xx
Total	**xx.xx**	**xx.xx**	**xx.xx**	**xx.xx**	**xx.xx**	**xx.xx**	**xx.xx**	**xx.xx**

Table 386. Australia SoC & Memory Semiconductor Tester Market Size, by Buyer Type, 2017-2040 (USD Million)

Buyer Type	2017	2024	2025	2026	2027	2032	2040	CAGR (%)
Fabless Semiconductor Companies	xx.xx	xx.xx	xx.xx	xx.xx	xx.xx	xx.xx	xx.xx	xx.xx
Integrated Device Manufacturers	xx.xx	xx.xx	xx.xx	xx.xx	xx.xx	xx.xx	xx.xx	xx.xx
Outsourced Assembly and Test Providers	xx.xx	xx.xx	xx.xx	xx.xx	xx.xx	xx.xx	xx.xx	xx.xx
Research and Academic Institutions	xx.xx	xx.xx	xx.xx	xx.xx	xx.xx	xx.xx	xx.xx	xx.xx
Semiconductor Design and IP Service Providers	xx.xx	xx.xx	xx.xx	xx.xx	xx.xx	xx.xx	xx.xx	xx.xx
Semiconductor Foundries	xx.xx	xx.xx	xx.xx	xx.xx	xx.xx	xx.xx	xx.xx	xx.xx
System Companies	xx.xx	xx.xx	xx.xx	xx.xx	xx.xx	xx.xx	xx.xx	xx.xx
Total	**xx.xx**	**xx.xx**	**xx.xx**	**xx.xx**	**xx.xx**	**xx.xx**	**xx.xx**	**xx.xx**

Table 387. Australia SoC & Memory Semiconductor Tester Market Size, by Acquisition Model, 2017-2040 (USD Million)

Acquisition Model	2017	2024	2025	2026	2027	2032	2040	CAGR (%)
Equipment Leasing	xx.xx	xx.xx	xx.xx	xx.xx	xx.xx	xx.xx	xx.xx	xx.xx
Equipment Purchase	xx.xx	xx.xx	xx.xx	xx.xx	xx.xx	xx.xx	xx.xx	xx.xx
Total	**xx.xx**	**xx.xx**	**xx.xx**	**xx.xx**	**xx.xx**	**xx.xx**	**xx.xx**	**xx.xx**

Table 388. Australia SoC & Memory Semiconductor Tester Market Size, by Sales Channel, 2017-2040 (USD Million)

Sales Channel	2017	2024	2025	2026	2027	2032	2040	CAGR (%)
Direct Sales	xx.xx	xx.xx	xx.xx	xx.xx	xx.xx	xx.xx	xx.xx	xx.xx
Distributor and Reseller Sales	xx.xx	xx.xx	xx.xx	xx.xx	xx.xx	xx.xx	xx.xx	xx.xx
Total	**xx.xx**	**xx.xx**	**xx.xx**	**xx.xx**	**xx.xx**	**xx.xx**	**xx.xx**	**xx.xx**

Table 389. Australia SoC & Memory Semiconductor Tester Market Size, by Test Insertion, 2017-2040 (USD Million)

Test Insertion	2017	2024	2025	2026	2027	2032	2040	CAGR (%)
In-Process Assembly Test	xx.xx	xx.xx	xx.xx	xx.xx	xx.xx	xx.xx	xx.xx	xx.xx
Multi-Insertion Test	xx.xx	xx.xx	xx.xx	xx.xx	xx.xx	xx.xx	xx.xx	xx.xx
Packaged-Device Test	xx.xx	xx.xx	xx.xx	xx.xx	xx.xx	xx.xx	xx.xx	xx.xx
Singulated-Die Test	xx.xx	xx.xx	xx.xx	xx.xx	xx.xx	xx.xx	xx.xx	xx.xx
Wafer-Level Test	xx.xx	xx.xx	xx.xx	xx.xx	xx.xx	xx.xx	xx.xx	xx.xx
Total	**xx.xx**	**xx.xx**	**xx.xx**	**xx.xx**	**xx.xx**	**xx.xx**	**xx.xx**	**xx.xx**

Sources & Evidence

1. Advantest - FY2024 Consolidated Financial Results Presentation, April 25, 2025

   • Evidence informing the 2023 market-value input; displayed series and growth include calculations: Quarterly product-revenue disclosures support calendar-2023 totals of JPY xx.xx for SoC testers and JPY xx.xx for memory testers, before modeled scope adjustments. ([advantest.com](https://www.advantest.com/document/en/investors/ir-library/result/JE_BIZ_250425_slide.pdf))

   • Evidence informing the 2024 market-value input; displayed series and growth include calculations: Quarterly product-revenue disclosures support calendar-2024 totals of JPY xx.xx for SoC testers and JPY xx.xx for memory testers; handling, services and system-level testing are disclosed separately. ([advantest.com](https://www.advantest.com/document/en/investors/ir-library/result/JE_BIZ_250425_slide.pdf))

2. Advantest - FY2025 Third Quarter Financial Results Presentation, January 28, 2026

- Evidence informing the 2025 market-value input; displayed series and growth include calculations: The disclosed January-March 2025 quarter and April-December 2025 quarters produce calendar-2025 SoC tester revenue of JPY xx.xx and memory tester revenue of JPY xx.xx. These are supplier revenues, not a published global market total. ([advantest.com](https://www.advantest.com/document/en/investors/ir-library/result/JE_BIZ_260128_slide.pdf))
- Evidence informing base-year allocation inputs; displayed values and growth are calculated: Quarterly product disclosures reconstruct calendar-2025 SoC revenue of JPY xx.xx, before the inherited eligible-SoC scope deduction.
- Evidence informing base-year allocation inputs; displayed values and growth are calculated: Quarterly memory revenue totals JPY xx.xx for calendar 2025, anchoring the memory equipment pool rather than a published global share.
- Evidence informing base-year allocation inputs; displayed values and growth are calculated: January-March memory revenue of JPY xx.xx supports the fiscal-to-calendar application-mix bridge.
- Evidence informing base-year allocation inputs; displayed values and growth are calculated: Quarterly SoC revenues of JPY xx.xx, xx.xx, xx.xx and xx.xx reconstruct calendar-2025 revenue of JPY xx.xx, the supplier revenue ceiling used for modeled eligible OPENSTAR attribution. ([advantest.com](https://www.advantest.com/document/en/investors/ir-library/result/JE_BIZ_260128_slide.pdf))
- Evidence informing base-year allocation inputs; displayed values and growth are calculated: Reported quarters support the calendar-2025 SoC revenue bridge used to estimate Computing's equipment weight. ([advantest.com](https://www.advantest.com/document/en/investors/ir-library/result/JE_BIZ_260128_slide.pdf))
- Evidence informing base-year allocation inputs; displayed values and growth are calculated: The same quarterly equipment revenues constrain the combined Computing/Communications budget before modeled separation. ([advantest.com](https://www.advantest.com/document/en/investors/ir-library/result/JE_BIZ_260128_slide.pdf))
- Evidence informing base-year allocation inputs; displayed values and growth are calculated: The quarterly product table independently reproduces calendar-2025 SoC revenue of JPY xx.xx and memory revenue of JPY xx.xx. These constrain the inherited equipment-revenue scale but do not disclose an acquisition-model split. ([advantest.com](https://www.advantest.com/document/en/investors/ir-library/result/JE_BIZ_260128_slide.pdf))
- Evidence informing base-year allocation inputs; displayed values and growth are calculated: Quarterly product disclosures reconstruct calendar-2025 SoC revenue of JPY xx.xx and memory revenue of JPY xx.xx, supporting the retained scoped manufacturer budget rather than an observed channel share. ([advantest.com](https://www.advantest.com/document/en/investors/ir-library/result/JE_BIZ_260128_slide.pdf))
- Evidence informing base-year allocation inputs; displayed values and growth are calculated: The manufacturer equipment budget provides the economic scale against which inherited intermediary penetration is allocated; the presentation does not quantify reseller receipts. ([advantest.com](https://www.advantest.com/document/en/investors/ir-library/result/JE_BIZ_260128_slide.pdf))
- Evidence informing base-year allocation inputs; displayed values and growth are calculated: Quarterly memory-system receipts reconstruct calendar-2025 revenue of JPY xx.xx, an input to the shared diversified-memory equipment budget.
- Evidence informing forecast-year allocation inputs; displayed values and growth are calculated: Quarterly memory-system receipts reconstruct calendar-2025 revenue of JPY xx.xx, an input to the shared diversified-memory equipment budget.
- Evidence informing base-year allocation inputs; displayed values and growth are calculated: The observed memory receipts constrain the parent purchasing budget from which the modeled intermediate-assembly portion is attributed; no insertion split is disclosed.
- Evidence informing forecast-year allocation inputs; displayed values and growth are calculated: The observed memory receipts constrain the parent purchasing budget from which the modeled intermediate-assembly portion is attributed; no insertion split is disclosed.
- Evidence informing base-year allocation inputs; displayed values and growth are calculated: Product-line receipts support the common equipment-budget bridge carried into the package-test allocation and its forecast starting weights.
- Evidence informing forecast-year allocation inputs; displayed values and growth are calculated: Product-line receipts support the common equipment-budget bridge carried into the package-test allocation and its forecast starting weights.

3. Advantest - FY2026 First Quarter Financial Results Presentation, July 29, 2026

· Evidence informing the 2026 market-value input; displayed series and growth include calculations: The presentation reports January-March 2026 SoC/memory revenues of JPY xx.xx/xx.xx and April-June revenues of JPY xx.xx/xx.xx. July guidance forecasts fiscal-2026 SoC/memory revenues of JPY xx.xx/xx.xx and supplies the fiscal-to-calendar bridge. Guidance is not realized revenue. ([advantest.com](https://www.advantest.com/document/en/investors/ir-library/result/JE_BIZ_260729_slide.pdf))

· Evidence informing the 2040 market-value input; displayed series and growth include calculations: Current equipment revenue and company-specific capacity plans constrain the forecast starting point, not the assumed long-run growth rate or the 2040 result. ([advantest.com](https://www.advantest.com/document/en/investors/ir-library/result/JE_BIZ_260729_slide.pdf))

· Evidence informing forecast-year allocation inputs; displayed values and growth are calculated: Actual quarterly SoC revenue and FY2026 product guidance constrain the inherited 2026 supplier bridge used to forecast relative category weights.

· Evidence informing forecast-year allocation inputs; displayed values and growth are calculated: January-March and April-June memory revenue of JPY xx.xx/xx.xx and FY2026 guidance of JPY xx.xx constrain the calendar bridge.

· Evidence informing base-year allocation inputs; displayed values and growth are calculated: Rounded fiscal DRAM mixes are xx.xx% for FY2024 and xx.xx% for FY2025; FY2026 guidance is xx.xx%. Calendar conversion and co-primary deductions are modeled.

· Evidence informing forecast-year allocation inputs; displayed values and growth are calculated: Rounded fiscal DRAM mixes are xx.xx% for FY2024 and xx.xx% for FY2025; FY2026 guidance is xx.xx%. Calendar conversion and co-primary deductions are modeled.

· Evidence informing base-year allocation inputs; displayed values and growth are calculated: Corresponding nonvolatile mixes are xx.xx%, xx.xx% and guided xx.xx%, qualifying an exclusively DRAM-led outlook without verifying future global shares.

· Evidence informing forecast-year allocation inputs; displayed values and growth are calculated: Corresponding nonvolatile mixes are xx.xx%, xx.xx% and guided xx.xx%, qualifying an exclusively DRAM-led outlook without verifying future global shares.

· Evidence informing base-year allocation inputs; displayed values and growth are calculated: Own SoC sales mix is approximately xx.xx% Computing/Communications in FY24 and xx.xx% in FY25; 2026 demand commentary constrains forecast direction, not the final share. ([advantest.com](https://www.advantest.com/document/en/investors/ir-library/result/JE_BIZ_260729_slide.pdf))

· Evidence informing forecast-year allocation inputs; displayed values and growth are calculated: Own SoC sales mix is approximately xx.xx% Computing/Communications in FY24 and xx.xx% in FY25; 2026 demand commentary constrains forecast direction, not the final share. ([advantest.com](https://www.advantest.com/document/en/investors/ir-library/result/JE_BIZ_260729_slide.pdf))

· Evidence informing base-year allocation inputs; displayed values and growth are calculated: Reported combined application proportions constrain the common budget; the separate Communications allocation and future mix remain modeled. ([advantest.com](https://www.advantest.com/document/en/investors/ir-library/result/JE_BIZ_260729_slide.pdf))

· Evidence informing forecast-year allocation inputs; displayed values and growth are calculated: Reported combined application proportions constrain the common budget; the separate Communications allocation and future mix remain modeled. ([advantest.com](https://www.advantest.com/document/en/investors/ir-library/result/JE_BIZ_260729_slide.pdf))

4. Teradyne, Inc. - Form 10-K for the Year Ended December 31, 2025
   - Evidence informing the 2023 market-value input; displayed series and growth include calculations: The revenue-disaggregation table reports 2023 point-in-time SoC revenue of USD xx.xx and memory revenue of USD xx.xx. Replacement parts require a further modeled deduction. ([investors.teradyne.com](https://investors.teradyne.com/sec-filings/all-sec-filings/content/xx.xx-xx.xx-xx.xx/xx.xx-xx.xx-xx.xx.pdf))
   - Evidence informing the 2024 market-value input; displayed series and growth include calculations: The filing reports 2024 point-in-time SoC revenue of USD xx.xx and memory revenue of USD xx.xx separately from over-time revenue and IST. ([investors.teradyne.com](https://investors.teradyne.com/sec-filings/all-sec-filings/content/xx.xx-xx.xx-xx.xx/xx.xx-xx.xx-xx.xx.pdf))
   - Evidence informing the 2025 market-value input; displayed series and growth include calculations: The filing reports 2025 point-in-time SoC revenue of USD xx.xx and memory revenue of USD xx.xx. Point-in-time recognition includes products and replacement parts and is therefore an equipment proxy rather than an exact complete-system subtotal. ([investors.teradyne.com](https://investors.teradyne.com/sec-filings/all-sec-filings/content/xx.xx-xx.xx-xx.xx/xx.xx-xx.xx-xx.xx.pdf))
   - Evidence informing base-year allocation inputs; displayed values and growth are calculated: 2025 point-in-time SoC revenue is USD xx.xx; equipment and eligible-device deductions remain modeled.
   - Evidence informing base-year allocation inputs; displayed values and growth are calculated: 2025 point-in-time memory revenue is USD xx.xx; replacement parts require the inherited equipment adjustment.
   - Evidence informing base-year allocation inputs; displayed values and growth are calculated: The filing identifies DRAM/HBM commercial activity; it does not disclose the modeled annual DRAM configuration fraction.
   - Evidence informing base-year allocation inputs; displayed values and growth are calculated: Magnum flash-memory activity supports nonvolatile category participation, not the assumed annual sales fraction.
   - Evidence informing base-year allocation inputs; displayed values and growth are calculated: Separately reported specifying and purchasing customers support treating commercial roles distinctly, without adding overlapping customer percentages.
   - Evidence informing forecast-year allocation inputs; displayed values and growth are calculated: Separately reported specifying and purchasing customers support treating commercial roles distinctly, without adding overlapping customer percentages.
   - Evidence informing base-year allocation inputs; displayed values and growth are calculated: Reported 2024-2025 product revenues supply a realized-demand challenge, but do not identify engineering-only sales; the allocation retains this attribution limitation. ([investors.teradyne.com](https://investors.teradyne.com/sec-filings/all-sec-filings/content/xx.xx-xx.xx-xx.xx/xx.xx-xx.xx-xx.xx.pdf))
   - Evidence informing forecast-year allocation inputs; displayed values and growth are calculated: Reported 2024-2025 product revenues supply a realized-demand challenge, but do not identify engineering-only sales; the allocation retains this attribution limitation. ([investors.teradyne.com](https://investors.teradyne.com/sec-filings/all-sec-filings/content/xx.xx-xx.xx-xx.xx/xx.xx-xx.xx-xx.xx.pdf))
   - Evidence informing base-year allocation inputs; displayed values and growth are calculated: Point-in-time SoC revenue grew approximately xx.xx% while memory declined approximately xx.xx%, qualifying uniform-growth assumptions rather than directly establishing purpose shares. ([investors.teradyne.com](https://investors.teradyne.com/sec-filings/all-sec-filings/content/xx.xx-xx.xx-xx.xx/xx.xx-xx.xx-xx.xx.pdf))
   - Evidence informing forecast-year allocation inputs; displayed values and growth are calculated: Point-in-time SoC revenue grew approximately xx.xx% while memory declined approximately xx.xx%, qualifying uniform-growth assumptions rather than directly establishing purpose shares. ([investors.teradyne.com](https://investors.teradyne.com/sec-filings/all-sec-filings/content/xx.xx-xx.xx-xx.xx/xx.xx-xx.xx-xx.xx.pdf))
   - Evidence informing base-year allocation inputs; displayed values and growth are calculated: Distinguishes platform specifiers from purchasing customers, supporting the requirement for an accepted joint remit rather than inferring it from platform selection. ([investors.teradyne.com](https://investors.teradyne.com/sec-filings/all-sec-filings/content/xx.xx-xx.xx-xx.xx/xx.xx-xx.xx-xx.xx.pdf))
   - Evidence informing forecast-year allocation inputs; displayed values and growth are calculated: Distinguishes platform specifiers from purchasing customers, supporting the requirement for an accepted joint remit rather than inferring it from platform selection.

5. Teradyne, Inc. - Form 10-Q for the Quarterly Period Ended June 28, 2026
   - Evidence informing the 2026 market-value input; displayed series and growth include calculations: First-half 2026 point-in-time revenue was USD xx.xx for SoC and USD xx.xx for memory. Comparable first-half 2025 amounts were USD xx.xx and USD xx.xx independently establishing strong realized growth before the modeled second half. ([investors.teradyne.com](https://investors.teradyne.com/sec-filings/all-sec-filings/content/xx.xx-xx.xx-xx.xx/xx.xx-xx.xx-xx.xx.pdf))
   - Evidence informing forecast-year allocation inputs; displayed values and growth are calculated: First-half 2026 point-in-time SoC revenue of USD xx.xx anchors the scoped and annualized SoC forecast input.
   - Evidence informing forecast-year allocation inputs; displayed values and growth are calculated: First-half 2026 point-in-time memory revenue of USD xx.xx anchors the memory forecast pool; second-half realization remains assumed.
   - Evidence informing forecast-year allocation inputs; displayed values and growth are calculated: The observed memory pool constrains the forecast numerator to which the explicitly assumed small SRAM fraction is applied; SRAM sales are not separately disclosed.
   - Evidence informing forecast-year allocation inputs; displayed values and growth are calculated: The observed memory pool constrains modeled multi-family attribution, but does not independently establish co-primary configuration sales.
   - Evidence informing forecast-year allocation inputs; displayed values and growth are calculated: The scoped memory forecast pool supplies one bounded source of combined-configuration value; the co-primary fraction remains assumed.
6. Cohu, Inc. - Form 10-K for the Fiscal Year Ended December 27, 2025
   - Evidence informing the 2023 market-value input; displayed series and growth include calculations: Cohu reports 2023 systems-semiconductor test and inspection revenue of USD xx.xx. Only an assumed complete-tester and eligible-device portion enters this market. ([sec.gov](https://www.sec.gov/Archives/edgar/data/xx.xx/xx.xx/cohu20251227_10k.htm))
   - Evidence informing the 2024 market-value input; displayed series and growth include calculations: Cohu reports 2024 systems-semiconductor test and inspection revenue of USD xx.xx separately from non-systems revenue. ([sec.gov](https://www.sec.gov/Archives/edgar/data/xx.xx/xx.xx/cohu20251227_10k.htm))
   - Evidence informing the 2025 market-value input; displayed series and growth include calculations: Cohu reports 2025 systems-semiconductor test and inspection revenue of USD xx.xx. Automation, inspection, interfaces and recurring services prevent attribution of the whole company to SoC testers. ([sec.gov](https://www.sec.gov/Archives/edgar/data/xx.xx/xx.xx/cohu20251227_10k.htm))
   - Evidence informing base-year allocation inputs; displayed values and growth are calculated: Cohu describes a primarily direct commercial model supported by targeted independent representatives, supporting direct attribution where the manufacturer remains the contractual seller. ([sec.gov](https://www.sec.gov/Archives/edgar/data/xx.xx/xx.xx/cohu20251227_10k.htm))
   - Evidence informing forecast-year allocation inputs; displayed values and growth are calculated: Cohu describes a primarily direct commercial model supported by targeted independent representatives, supporting direct attribution where the manufacturer remains the contractual seller. ([sec.gov](https://www.sec.gov/Archives/edgar/data/xx.xx/xx.xx/cohu20251227_10k.htm))
   - Evidence informing base-year allocation inputs; displayed values and growth are calculated: Independent-representative commissions are identified in selling expenses; representation alone does not establish title-taking equipment resale or a numerical distributor share. ([sec.gov](https://www.sec.gov/Archives/edgar/data/xx.xx/xx.xx/cohu20251227_10k.htm))
   - Evidence informing forecast-year allocation inputs; displayed values and growth are calculated: Independent-representative commissions are identified in selling expenses; representation alone does not establish title-taking equipment resale or a numerical distributor share. ([sec.gov](https://www.sec.gov/Archives/edgar/data/xx.xx/xx.xx/cohu20251227_10k.htm))

7. Hangzhou Changchuan Technology Co., Ltd. - 2025 Annual Report
   · Evidence informing the 2024 market-value input; displayed series and growth include calculations: The product table reports 2024 tester revenue of CNY xx.xx, distinct from handlers and other products. Its SoC-eligible portion remains modeled. ([static.cninfo.com.cn](https://static.cninfo.com.cn/finalpage/2026-xx.xx-xx.xx/xx.xx.PDF))
   · Evidence informing the 2025 market-value input; displayed series and growth include calculations: The product table reports 2025 tester revenue of CNY xx.xx. The filing's broader analog and digital portfolio requires a scope adjustment rather than inclusion of all tester revenue. ([static.cninfo.com.cn](https://static.cninfo.com.cn/finalpage/2026-xx.xx-xx.xx/xx.xx.PDF))
8. YC Corporation - Business Report for the Year Ended December 31, 2025
   · Evidence informing the 2023 market-value input; displayed series and growth include calculations: The sales table reports KRW xx.xx for the 2023 memory-wafer-tester, semiconductor-equipment, parts, modification and related category. Complete-equipment attribution requires a deduction. ([kind.krx.co.kr](https://kind.krx.co.kr/external/2026/xx.xx/xx.xx/xx.xx/xx.xx/xx.xx.htm))
   · Evidence informing the 2024 market-value input; displayed series and growth include calculations: The comparable 2024 category revenue is KRW xx.xx, not an independently isolated complete-tester total. ([kind.krx.co.kr](https://kind.krx.co.kr/external/2026/xx.xx/xx.xx/xx.xx/xx.xx/xx.xx.htm))
   · Evidence informing the 2025 market-value input; displayed series and growth include calculations: The comparable 2025 category revenue is KRW xx.xx. Parts, modifications and other equipment remain a material scope uncertainty. ([kind.krx.co.kr](https://kind.krx.co.kr/external/2026/xx.xx/xx.xx/xx.xx/xx.xx/xx.xx.htm))
   · Evidence informing base-year allocation inputs; displayed values and growth are calculated: YC reports KRW xx.xx in a broad memory-wafer-tester, parts, modification and related revenue category, constraining the inherited equipment budget.
   · Evidence informing base-year allocation inputs; displayed values and growth are calculated: The company's own business description establishes DRAM equipment activity; the assumed xx.xx% allocation is not disclosed.
   · Evidence informing base-year allocation inputs; displayed values and growth are calculated: NAND equipment participation establishes the nonvolatile commercial mapping; the assumed xx.xx% allocation is not an observed split.
9. Chroma ESG - About Chroma: 2025 Group Financial and Operating Profile
   · Evidence informing the 2025 market-value input; displayed series and growth include calculations: Chroma's own disclosure states 2025 group consolidated revenue of USD xx.xx. This broad corporate amount constrains, but does not directly measure, its eligible complete-SoC-tester revenue. ([csr.chromaate.com](https://csr.chromaate.com/en/esg-en/green-chroma-en/brand-en))
10. Chroma ESG - Green Revenue and Financial Performance, 2025
   · Evidence informing the 2024 market-value input; displayed series and growth include calculations: Chroma reports 2025 consolidated revenue growth of xx.xx%. The model uses this company growth rate to backcast its small 2024 scoped revenue budget at a constant conversion basis, not as an observed 2024 tester subtotal. ([csr.chromaate.com](https://csr.chromaate.com/en/esg-en/green-chroma-en/green-revenue-en))
   · Evidence informing the 2025 market-value input; displayed series and growth include calculations: The disclosure distinguishes broad measurement products and SLT demand, reinforcing the need to exclude unrelated corporate revenue from the SoC/memory tester estimate. ([csr.chromaate.com](https://csr.chromaate.com/en/esg-en/green-chroma-en/green-revenue-en))

11. Federal Reserve Board - Foreign Exchange Rates, G.5A, January 5, 2026

    · Evidence informing the 2023 market-value input; displayed series and growth include calculations: The official annual-average exchange-rate release supplies the currency-conversion benchmark; the model uses JPY xx.xx per USD for its large calendar-2023 Japanese revenue anchor and an explicitly rounded KRW conversion for the smaller Korean budget. ([fred.stlouisfed.org](https://fred.stlouisfed.org/series/AEXJPUS/))

    · Evidence informing the 2024 market-value input; displayed series and growth include calculations: The model uses JPY xx.xx per USD for calendar 2024; small CNY and KRW budgets use disclosed approximate conversion assumptions close to the official annual averages. ([fred.stlouisfed.org](https://fred.stlouisfed.org/series/AEXJPUS/))

    · Evidence informing the 2025 market-value input; displayed series and growth include calculations: The model uses JPY xx.xx per USD for calendar 2025. CNY xx.xx and KRW xx.xx per USD are rounded modeling conventions, not the release's exact observations. ([fred.stlouisfed.org](https://fred.stlouisfed.org/series/AEXJPUS/))

12. SEMI - 2018 Global Semiconductor Equipment Sales Jump to Record USD 64.5 Billion

    · Evidence informing the 2017 market-value input; displayed series and growth include calculations: The association's member-billings release reports xx.xx% growth in total test equipment sales in 2018. Its inverse supplies the 2017 historical proxy; it is not a direct observation of the narrower captured market. ([www1.semi.org](https://www1.semi.org/en/2018-global-semiconductor-equipment-sales-jump-record-xx.xx-billion))

    · Evidence informing the 2018 market-value input; displayed series and growth include calculations: The release reports approximately USD xx.xx of total semiconductor-equipment sales in 2018, used only with the 2019 equipment total as a disclosed broad-cycle proxy. ([www1.semi.org](https://www1.semi.org/en/2018-global-semiconductor-equipment-sales-jump-record-xx.xx-billion))

13. SEMI - 2020 Global Semiconductor Equipment Sales Surge 19% to Industry Record USD 71.2 Billion

    · Evidence informing the 2018 market-value input; displayed series and growth include calculations: The release reports 2019 total equipment billings of USD xx.xx. Relative to the published approximate 2018 total, this supplies a broad-equipment downturn proxy, not an observed SoC/memory tester growth rate. ([semi.org](https://www.semi.org/en/news-media-press/semi-press-releases/annual-global-semiconductor-equipment-sales))

    · Evidence informing the 2019 market-value input; displayed series and growth include calculations: Reported 2020 total-test-equipment growth of xx.xx% supplies the inverse bridge into 2019. ([semi.org](https://www.semi.org/en/news-media-press/semi-press-releases/annual-global-semiconductor-equipment-sales))

    · Evidence informing the 2020 market-value input; displayed series and growth include calculations: The association's member-submitted billings dataset reports xx.xx% total-test-equipment growth in 2020, used as a historical demand-cycle proxy. ([semi.org](https://www.semi.org/en/news-media-press/semi-press-releases/annual-global-semiconductor-equipment-sales))

14. SEMI - 2021 Global Semiconductor Equipment Sales Surge 44% to Industry Record USD 102.6 Billion

    · Evidence informing the 2020 market-value input; displayed series and growth include calculations: Reported total-test-equipment sales growth of xx.xx% in 2021 supports the inverse bridge from the 2021 estimate to 2020. ([semi.org](https://www.semi.org/en/news-media-press-releases/semi-press-releases/2021-global-semiconductor-equipment-sales-surge-xx.xx%xx.xx-to-industry-record-%xx.xx-billion-semi-reports))

    · Evidence informing the 2021 market-value input; displayed series and growth include calculations: The xx.xx% test-equipment increase is a member-billings observation for a broader equipment class, not the final market value returned here. ([semi.org](https://www.semi.org/en/news-media-press-releases/semi-press-releases/2021-global-semiconductor-equipment-sales-surge-xx.xx%xx.xx-to-industry-record-%xx.xx-billion-semi-reports))

15. SEMI - Global Semiconductor Equipment Billings Reach Industry Record USD 107.6 Billion in 2022

    · Evidence informing the 2021 market-value input; displayed series and growth include calculations: The release reports a xx.xx% contraction in total-test-equipment billings in 2022, supporting the inverse historical bridge into 2021. ([semi.org](https://www.semi.org/en/news-media-press-releases/semi-press-releases/global-semiconductor-equipment-billings-reach-industry-record-%xx.xx-billion-in-2022-semi-reports))

16. SEMI - Global Semiconductor Equipment Billings Slip to USD 106.3 Billion in 2023

· Evidence informing the 2023 market-value input; displayed series and growth include calculations: The xx.xx% broader test-equipment decline supplies a historical-cycle constraint and one small-supplier backcast assumption, not the target-market level.
([semi.org](https://www.semi.org/en/news-media-press-releases/semi-press-releases/global-semiconductor-equipment-billings-slip-to-%xx.xx-billion-in-2023-semi-reports))

17. SEMI - Global Semiconductor Equipment Billings Surged to USD 117 Billion in 2024

· Evidence informing the 2024 market-value input; displayed series and growth include calculations: Realized total-test-equipment billings increased xx.xx% in 2024. This independently checks the direction and approximate magnitude of the modeled target-market recovery without substituting the broader category for this market.
([semi.org](https://www.semi.org/en/semi-press-release/global-semiconductor-equipment-billings-surged-to-xx.xx-billion-dollars-in-2024-semi-reports))

18. SEMI - Global Semiconductor Equipment Billings Reached USD 135 Billion in 2025

· Evidence informing the 2025 market-value input; displayed series and growth include calculations: The association reports realized total-test-equipment billings growth of xx.xx% in 2025. The modeled target-market increase of approximately xx.xx% is directionally consistent; differing product boundaries prevent an exact reconciliation.
([semi.org](https://www.semi.org/en/SEMI-Reports-Global-Semiconductor-Equipment-Billings-Reached-xx.xx-Billion-in-2025))

19. Advantest - Annual Securities Report and Business Report for the Year Ended March 31, 2026

- Evidence informing the 2025 market-value input; displayed series and growth include calculations: Note xx.xx identifies customer operating leases of semiconductor test systems and JPY xx.xx of future payments receivable at March xx.xx 2025. This establishes a small supplier-specific leasing activity, not annual global leasing revenue. ([advantest.com](https://www.advantest.com/document/en/investors/ir-library/report/IR_SecuritiesandBusinesReport_84th_en.pdf))
- Evidence informing the 2026 market-value input; displayed series and growth include calculations: Future customer lease payments receivable were JPY xx.xx at March xx.xx 2026; disclosed terms were one to three years and noncancelable. These figures qualify any assumption that OEM leasing is necessarily large or offers flexible exit. ([advantest.com](https://www.advantest.com/document/en/investors/ir-library/report/IR_SecuritiesandBusinesReport_84th_en.pdf))
- Evidence informing base-year allocation inputs; displayed values and growth are calculated: Named NVIDIA-group customer receipts constrain direct fabless purchasing; fiscal/calendar and eligible-equipment attribution remain modeled.
- Evidence informing forecast-year allocation inputs; displayed values and growth are calculated: Named NVIDIA-group customer receipts constrain direct fabless purchasing; fiscal/calendar and eligible-equipment attribution remain modeled.
- Evidence informing base-year allocation inputs; displayed values and growth are calculated: Named TSMC customer receipts anchor the foundry purchasing model; other suppliers and foundries require explicit coverage assumptions.
- Evidence informing forecast-year allocation inputs; displayed values and growth are calculated: Named TSMC customer receipts anchor the foundry purchasing model; other suppliers and foundries require explicit coverage assumptions.
- Evidence informing base-year allocation inputs; displayed values and growth are calculated: The equipment-revenue policy recognizes product revenue when control transfers on contractual delivery or acceptance, supporting the purchase classification rather than service-revenue attribution. ([advantest.com](https://www.advantest.com/document/en/investors/ir-library/report/IR_SecuritiesandBusinesReport_84th_en.pdf))
- Evidence informing forecast-year allocation inputs; displayed values and growth are calculated: The equipment-revenue policy recognizes product revenue when control transfers on contractual delivery or acceptance, supporting the purchase classification rather than service-revenue attribution. ([advantest.com](https://www.advantest.com/document/en/investors/ir-library/report/IR_SecuritiesandBusinesReport_84th_en.pdf))
- Evidence informing base-year allocation inputs; displayed values and growth are calculated: Note xx.xx discloses customer operating leases, one-to-three-year noncancelable terms, and remaining payments of JPY xx.xx and JPY xx.xx at March xx.xx 2025 and March xx.xx 2026. These constrain contractual and adoption assumptions, not annual global leasing revenue or the final forecast share. ([advantest.com](https://www.advantest.com/document/en/investors/ir-library/report/IR_SecuritiesandBusinesReport_84th_en.pdf))
- Evidence informing forecast-year allocation inputs; displayed values and growth are calculated: Note xx.xx discloses customer operating leases, one-to-three-year noncancelable terms, and remaining payments of JPY xx.xx and JPY xx.xx at March xx.xx 2025 and March xx.xx 2026. These constrain contractual and adoption assumptions, not annual global leasing revenue or the final forecast share. ([advantest.com](https://www.advantest.com/document/en/investors/ir-library/report/IR_SecuritiesandBusinesReport_84th_en.pdf))
- Evidence informing base-year allocation inputs; displayed values and growth are calculated: Wholly owned regional test-system sales subsidiaries establish consolidated manufacturer selling, while customer operating leases establish an OEM leasing route; both support the contractual-role allocation premise. ([advantest.com](https://www.advantest.com/document/en/investors/ir-library/report/IR_SecuritiesandBusinesReport_84th_en.pdf))
- Evidence informing forecast-year allocation inputs; displayed values and growth are calculated: Wholly owned regional test-system sales subsidiaries establish consolidated manufacturer selling, while customer operating leases establish an OEM leasing route; both support the contractual-role allocation premise. ([advantest.com](https://www.advantest.com/document/en/investors/ir-library/report/IR_SecuritiesandBusinesReport_84th_en.pdf))
- Evidence informing base-year allocation inputs; displayed values and growth are calculated: Future customer lease payments of JPY xx.xx at March xx.xx 2025 and JPY xx.xx at March xx.xx 2026 are supplier-specific receivables, not annual global merchant lease revenue; they limit rather than verify the leasing assumptions. ([advantest.com](https://www.advantest.com/document/en/investors/ir-library/report/IR_SecuritiesandBusinesReport_84th_en.pdf))

20. Amkor Technology, Inc. - Form 10-K for the Year Ended December 31, 2025

- Evidence informing the 2025 market-value input; displayed series and growth include calculations: Amkor reports 2025 capital expenditures of USD xx.xx versus USD xx.xx in 2024, covering packaging, testing and facilities. The amount is a buyer-spending constraint, not tester-only spending. ([sec.gov](https://www.sec.gov/Archives/edgar/data/xx.xx/xx.xx/amkr-xx.xx.htm))
- Evidence informing the 2026 market-value input; displayed series and growth include calculations: The filing's USD xx.xx-xx.xx 2026 capital-expenditure expectation is primarily increased by Arizona construction. It cannot be treated as an equivalent tester award or annual tester-market increment. ([sec.gov](https://www.sec.gov/Archives/edgar/data/xx.xx/xx.xx/amkr-xx.xx.htm))
- Evidence informing the 2028 market-value input; displayed series and growth include calculations: Standardized tester investment, customer-consigned equipment and equipment-redeployment risks qualify the conversion from announced capacity projects to incremental tester purchases. No project investment is added directly to the 2028 forecast. ([sec.gov](https://www.sec.gov/Archives/edgar/data/xx.xx/xx.xx/amkr-xx.xx.htm))
- Evidence informing the 2029 market-value input; displayed series and growth include calculations: The buyer's broad spending and commitment disclosures support retaining procurement-conversion and reuse uncertainty rather than equating project completion with tester sales. ([sec.gov](https://www.sec.gov/Archives/edgar/data/xx.xx/xx.xx/amkr-xx.xx.htm))
- Evidence informing base-year allocation inputs; displayed values and growth are calculated: The test-equipment accounting-life extension from five to seven years constrains the annualized production denominator against which engineering purchasing is compared. ([sec.gov](https://www.sec.gov/Archives/edgar/data/xx.xx/xx.xx/amkr-xx.xx.htm))
- Evidence informing forecast-year allocation inputs; displayed values and growth are calculated: The test-equipment accounting-life extension from five to seven years constrains the annualized production denominator against which engineering purchasing is compared. ([sec.gov](https://www.sec.gov/Archives/edgar/data/xx.xx/xx.xx/amkr-xx.xx.htm))
- Evidence informing base-year allocation inputs; displayed values and growth are calculated: Seven-year test-equipment accounting life anchors the selected purchasing-frequency proxy; broad capital expenditure is not treated as tester-only spending. ([sec.gov](https://www.sec.gov/Archives/edgar/data/xx.xx/xx.xx/amkr-xx.xx.htm))
- Evidence informing forecast-year allocation inputs; displayed values and growth are calculated: Seven-year test-equipment accounting life anchors the selected purchasing-frequency proxy; broad capital expenditure is not treated as tester-only spending. ([sec.gov](https://www.sec.gov/Archives/edgar/data/xx.xx/xx.xx/amkr-xx.xx.htm))
- Evidence informing base-year allocation inputs; displayed values and growth are calculated: Standardized platforms and customer-consigned testers qualify ownership and reuse attribution; these conditions do not establish accepted joint-purpose deployment. ([sec.gov](https://www.sec.gov/Archives/edgar/data/xx.xx/xx.xx/amkr-xx.xx.htm))
- Evidence informing forecast-year allocation inputs; displayed values and growth are calculated: Standardized platforms and customer-consigned testers qualify ownership and reuse attribution; these conditions do not establish accepted joint-purpose deployment. ([sec.gov](https://www.sec.gov/Archives/edgar/data/xx.xx/xx.xx/amkr-xx.xx.htm))
- Evidence informing base-year allocation inputs; displayed values and growth are calculated: The buyer reports approximately xx.xx% Computing sales and standardized tester investment, providing a representativeness and reuse check, not equipment-market weights. ([sec.gov](https://www.sec.gov/Archives/edgar/data/xx.xx/xx.xx/amkr-xx.xx.htm))
- Evidence informing forecast-year allocation inputs; displayed values and growth are calculated: The buyer reports approximately xx.xx% Computing sales and standardized tester investment, providing a representativeness and reuse check, not equipment-market weights. ([sec.gov](https://www.sec.gov/Archives/edgar/data/xx.xx/xx.xx/amkr-xx.xx.htm))
- Evidence informing base-year allocation inputs; displayed values and growth are calculated: Approximately xx.xx% Communications sales and customer-consigned equipment demonstrate why operator revenue and ownership cannot directly determine tester purchasing shares. ([sec.gov](https://www.sec.gov/Archives/edgar/data/xx.xx/xx.xx/amkr-xx.xx.htm))
- Evidence informing forecast-year allocation inputs; displayed values and growth are calculated: Approximately xx.xx% Communications sales and customer-consigned equipment demonstrate why operator revenue and ownership cannot directly determine tester purchasing shares. ([sec.gov](https://www.sec.gov/Archives/edgar/data/xx.xx/xx.xx/amkr-xx.xx.htm))
- Evidence informing base-year allocation inputs; displayed values and growth are calculated: Approximately xx.xx% Consumer sales provide a buyer-specific countercheck; shared-platform practices do not quantify

21. Teradyne - Magnum 2 Memory Test Solution
    - Evidence informing base-year allocation inputs; displayed values and growth are calculated: Magnum xx.xx lists SRAM applications, establishing a commercial category mapping without supplying a revenue weight.
    - Evidence informing forecast-year allocation inputs; displayed values and growth are calculated: Magnum xx.xx lists SRAM applications, establishing a commercial category mapping without supplying a revenue weight.
    - Evidence informing base-year allocation inputs; displayed values and growth are calculated: DRAM, SRAM, NOR and NAND capability overlaps support mutually exclusive configuration attribution rather than adding advertised capabilities as sales.
    - Evidence informing forecast-year allocation inputs; displayed values and growth are calculated: DRAM, SRAM, NOR and NAND capability overlaps support mutually exclusive configuration attribution rather than adding advertised capabilities as sales.
    - Evidence informing base-year allocation inputs; displayed values and growth are calculated: Low-end SoC and memory applications identify a candidate combined-capability pool; actual joint customer mandates and numerical fractions remain unmeasured.
    - Evidence informing forecast-year allocation inputs; displayed values and growth are calculated: Low-end SoC and memory applications identify a candidate combined-capability pool; actual joint customer mandates and numerical fractions remain unmeasured.
    - Evidence informing base-year allocation inputs; displayed values and growth are calculated: Separately identifies an engineering configuration, supporting purpose classification and the direction of the modeled realization difference, not its exact numerical price ratio. ([teradyne.com](https://www.teradyne.com/products/magnum-xx.xx/))
    - Evidence informing forecast-year allocation inputs; displayed values and growth are calculated: Separately identifies an engineering configuration, supporting purpose classification and the direction of the modeled realization difference, not its exact numerical price ratio. ([teradyne.com](https://www.teradyne.com/products/magnum-xx.xx/))
    - Evidence informing base-year allocation inputs; displayed values and growth are calculated: Separately identifies production configurations, supporting production-purpose attribution rather than classification from family-wide capability alone. ([teradyne.com](https://www.teradyne.com/products/magnum-xx.xx/))
    - Evidence informing forecast-year allocation inputs; displayed values and growth are calculated: Separately identifies production configurations, supporting production-purpose attribution rather than classification from family-wide capability alone. ([teradyne.com](https://www.teradyne.com/products/magnum-xx.xx/))
    - Evidence informing base-year allocation inputs; displayed values and growth are calculated: Engineering programs can transfer to production versions; this supports conditional continuity but does not measure joint-purpose purchases or the forecast adoption multiplier. ([teradyne.com](https://www.teradyne.com/products/magnum-xx.xx/))
    - Evidence informing forecast-year allocation inputs; displayed values and growth are calculated: Engineering programs can transfer to production versions; this supports conditional continuity but does not measure joint-purpose purchases or the forecast adoption multiplier. ([teradyne.com](https://www.teradyne.com/products/magnum-xx.xx/))
22. Advantest - T5835 Memory Test System
    - Evidence informing base-year allocation inputs; displayed values and growth are calculated: T5835 is commercially positioned for both DRAM and NAND, supporting the cross-family classification premise but not the modeled co-primary revenue fraction.
    - Evidence informing forecast-year allocation inputs; displayed values and growth are calculated: T5835 is commercially positioned for both DRAM and NAND, supporting the cross-family classification premise but not the modeled co-primary revenue fraction.

23. Advantest - T5503HS2 Memory Test System
    · Evidence informing base-year allocation inputs; displayed values and growth are calculated: DRAM/HBM product positioning establishes category mapping; the documented installed-T5503 upgrade path supports retaining upgrade-substitution uncertainty rather than assuming universal replacement.
    · Evidence informing forecast-year allocation inputs; displayed values and growth are calculated: DRAM/HBM product positioning establishes category mapping; the documented installed-T5503 upgrade path supports retaining upgrade-substitution uncertainty rather than assuming universal replacement.
24. Advantest will Showcase Latest Memory Test Solutions at Future of Memory and Storage 2024
    · Evidence informing base-year allocation inputs; displayed values and growth are calculated: The August xx.xx 2024 announcement identifies T5835 among promoted memory offerings, establishing pre-base-year commercial positioning without proving customer acceptance or sales mix.
25. Advantest - V93000 SoC Test Systems
    · Evidence informing base-year allocation inputs; displayed values and growth are calculated: Advantest classifies V93000 as a SoC Test System, supporting the commercial mapping of its reported SoC equipment pool without establishing a sales percentage.
    · Evidence informing forecast-year allocation inputs; displayed values and growth are calculated: Advantest classifies V93000 as a SoC Test System, supporting the commercial mapping of its reported SoC equipment pool without establishing a sales percentage.
    · Evidence informing base-year allocation inputs; displayed values and growth are calculated: V93000 documentation identifies reusable programs and interface hardware across generations and supplier-developed SmarTest software. These support the retained-investment condition, not a measured switching rate or forecast share. ([advantest.com](https://www.advantest.com/en/products/semiconductor-test-system/soc/v93000/))
    · Evidence informing forecast-year allocation inputs; displayed values and growth are calculated: V93000 documentation identifies reusable programs and interface hardware across generations and supplier-developed SmarTest software. These support the retained-investment condition, not a measured switching rate or forecast share. ([advantest.com](https://www.advantest.com/en/products/semiconductor-test-system/soc/v93000/))
26. Emerson Electric Co. - Form 10-K for the Year Ended September 30, 2025
    · Evidence informing base-year allocation inputs; displayed values and growth are calculated: Reported Test & Measurement sales of USD xx.xx in FY2025 and USD xx.xx in FY2024 constrain the broad NI revenue proxy, not complete SoC/memory tester revenue. ([ir.emerson.com](https://ir.emerson.com/sec-filings/all-sec-filings/content/xx.xx-xx.xx-xx.xx/emr-xx.xx.htm))
27. Emerson Electric Co. - Form 10-Q for the Quarter Ended December 31, 2025
    · Evidence informing base-year allocation inputs; displayed values and growth are calculated: December-quarter Test & Measurement sales of USD xx.xx versus USD xx.xx supply the approximate calendar bridge. Prior-period segment presentation was reclassified, limiting level comparability. ([sec.gov](https://www.sec.gov/Archives/edgar/data/xx.xx/xx.xx/emr-xx.xx.htm))
28. National Instruments Corporation - 2022 Annual Report
    · Evidence informing base-year allocation inputs; displayed values and growth are calculated: Semiconductor and Electronics represented approximately xx.xx% of NI's 2022 revenue, with approximately half from production test and half from R&D test. These historical mix observations calibrate, but do not verify, the 2025 scoped equipment budget. ([sec.gov](https://www.sec.gov/Archives/edgar/data/xx.xx/xx.xx/ny20006399x3_ars.pdf))

29. Advantest - FY2025 Financial Briefing, April 27, 2026

· Evidence informing base-year allocation inputs; displayed values and growth are calculated: Automotive/industrial/consumer/DDIC represented approximately xx.xx% and xx.xx% of fiscal SoC sales in FY2024 and FY2025, rounded to five-percentage-point increments. These application proportions constrain the mainstream equipment attribution. ([advantest.com](https://www.advantest.com/document/en/investors/ir-library/result/JE_BIZ_260427_slide.pdf))

· Evidence informing forecast-year allocation inputs; displayed values and growth are calculated: Automotive/industrial/consumer/DDIC represented approximately xx.xx% and xx.xx% of fiscal SoC sales in FY2024 and FY2025, rounded to five-percentage-point increments. These application proportions constrain the mainstream equipment attribution. ([advantest.com](https://www.advantest.com/document/en/investors/ir-library/result/JE_BIZ_260427_slide.pdf))

· Evidence informing base-year allocation inputs; displayed values and growth are calculated: Fiscal SoC sales increased from JPY xx.xx to JPY xx.xx, while computing/communications represented approximately xx.xx% of FY2025 SoC sales. This supports differentiated application-growth assumptions, not a directly observed proprietary share or future allocation. ([advantest.com](https://www.advantest.com/document/en/investors/ir-library/result/JE_BIZ_260427_slide.pdf))

· Evidence informing forecast-year allocation inputs; displayed values and growth are calculated: Fiscal SoC sales increased from JPY xx.xx to JPY xx.xx, while computing/communications represented approximately xx.xx% of FY2025 SoC sales. This supports differentiated application-growth assumptions, not a directly observed proprietary share or future allocation. ([advantest.com](https://www.advantest.com/document/en/investors/ir-library/result/JE_BIZ_260427_slide.pdf))

30. Advantest - Annual Report 2005

· Evidence informing base-year allocation inputs; displayed values and growth are calculated: The report identifies T2000's OPENSTAR basis and publicly available specifications developed through the Semiconductor Test Consortium. This supports historical standards classification only; its historical market-share statements are not used. ([www3.advantest.com](https://www3.advantest.com/documents/xx.xx/xx.xx/pdf_investor_AR2005_en.pdf))

· Evidence informing forecast-year allocation inputs; displayed values and growth are calculated: The report identifies T2000's OPENSTAR basis and publicly available specifications developed through the Semiconductor Test Consortium. This supports historical standards classification only; its historical market-share statements are not used. ([www3.advantest.com](https://www3.advantest.com/documents/xx.xx/xx.xx/pdf_investor_AR2005_en.pdf))

31. Advantest - What Is ATE (Automated Test Equipment)? Roles, Systems & Future Outlook

· Evidence informing base-year allocation inputs; displayed values and growth are calculated: Current company positioning identifies T2000 as open architecture and associates it with microcontroller and automotive applications, supporting continuity of the classification premise without measuring sales. ([advantest.com](https://www.advantest.com/en/semiconductor-basics/automated-test-equipment/))

· Evidence informing forecast-year allocation inputs; displayed values and growth are calculated: Current company positioning identifies T2000 as open architecture and associates it with microcontroller and automotive applications, supporting continuity of the classification premise without measuring sales. ([advantest.com](https://www.advantest.com/en/semiconductor-basics/automated-test-equipment/))

· Evidence informing base-year allocation inputs; displayed values and growth are calculated: The company distinguishes V93000's supplier-specific architecture from T2000's open-architecture positioning, supporting platform-level rather than supplier-wide classification. ([advantest.com](https://www.advantest.com/en/semiconductor-basics/automated-test-equipment/))

· Evidence informing forecast-year allocation inputs; displayed values and growth are calculated: The company distinguishes V93000's supplier-specific architecture from T2000's open-architecture positioning, supporting platform-level rather than supplier-wide classification. ([advantest.com](https://www.advantest.com/en/semiconductor-basics/automated-test-equipment/))

32. NI - What Is the Semiconductor Test System (STS)?

· Evidence informing base-year allocation inputs; displayed values and growth are calculated: STS is an integrated PXI-based ATE offering with broad RF, mixed-signal and MEMS positioning. This establishes the architecture and turnkey commercial model while requiring deductions for applications outside the captured SoC/memory boundary. ([ni.com](https://www.ni.com/en/shop/electronic-test-instrumentation/what-is-the-semiconductor-test-system.html))

· Evidence informing forecast-year allocation inputs; displayed values and growth are calculated: STS is an integrated PXI-based ATE offering with broad RF, mixed-signal and MEMS positioning. This establishes the architecture and turnkey commercial model while requiring deductions for applications outside the captured SoC/memory boundary. ([ni.com](https://www.ni.com/en/shop/electronic-test-instrumentation/what-is-the-semiconductor-test-system.html))

33. Marvin Test Solutions - PXIe Semiconductor Test System, TS-960e Series

· Evidence informing base-year allocation inputs; displayed values and growth are calculated: TS-960e is marketed as a complete integrated PXI Express semiconductor system for SoC applications, including proprietary application elements. It establishes commercial category participation, not the modeled smaller-system shipment count or price. ([marvintest.com](https://www.marvintest.com/Product/TS-960e-Series))

34. Emerson Electric Co. - Form 10-Q for the Quarter Ended June 30, 2026

· Evidence informing forecast-year allocation inputs; displayed values and growth are calculated: Nine-month Test & Measurement revenue of USD xx.xx versus USD xx.xx provides the broad growth calibration for the assumed 2026 eligible-equipment increase. Semiconductor and aerospace/defense both contributed, so the disclosure does not isolate open-standard SoC/memory sales. ([ir.emerson.com](https://ir.emerson.com/sec-filings/all-sec-filings/content/xx.xx-xx.xx-xx.xx/emr-xx.xx.htm))

35. PXI Systems Alliance - What Is PXI

· Evidence informing base-year allocation inputs; displayed values and growth are calculated: The association defines PXI as an open modular standard with a multi-vendor ecosystem and distinguishes its building blocks from completed application systems. This supports the governing-architecture boundary, not sales weights. ([pxisa.org](https://pxisa.org/what-is-pxi/))

· Evidence informing forecast-year allocation inputs; displayed values and growth are calculated: The association defines PXI as an open modular standard with a multi-vendor ecosystem and distinguishes its building blocks from completed application systems. This supports the governing-architecture boundary, not sales weights. ([pxisa.org](https://pxisa.org/what-is-pxi/))

36. Test Services - UTAC Group

- Evidence informing base-year allocation inputs; displayed values and growth are calculated: Reports xx.xx+ test engineers alongside 2,000+ testers, anchoring the engineering-station proxy used in the base model and carried into the forecast; it does not disclose purpose sales shares. ([utacgroup.com](https://utacgroup.com/test-services/))
- Evidence informing forecast-year allocation inputs; displayed values and growth are calculated: Reports xx.xx+ test engineers alongside 2,000+ testers, anchoring the engineering-station proxy used in the base model and carried into the forecast; it does not disclose purpose sales shares. ([utacgroup.com](https://utacgroup.com/test-services/))
- Evidence informing base-year allocation inputs; displayed values and growth are calculated: The 2,000+ tester fleet provides an operator-stock benchmark that is converted to annual value only through the disclosed purchasing-frequency assumptions. ([utacgroup.com](https://utacgroup.com/test-services/))
- Evidence informing forecast-year allocation inputs; displayed values and growth are calculated: The 2,000+ tester fleet provides an operator-stock benchmark that is converted to annual value only through the disclosed purchasing-frequency assumptions. ([utacgroup.com](https://utacgroup.com/test-services/))
- Evidence informing base-year allocation inputs; displayed values and growth are calculated: Advertises engineering services and production testing within the same business, supporting commercial coexistence but not the assumed accepted joint-purpose percentage or future adoption. ([utacgroup.com](https://utacgroup.com/test-services/))
- Evidence informing forecast-year allocation inputs; displayed values and growth are calculated: Advertises engineering services and production testing within the same business, supporting commercial coexistence but not the assumed accepted joint-purpose percentage or future adoption. ([utacgroup.com](https://utacgroup.com/test-services/))

37. Efforts to Provide Value Through Business - Advantest

- Evidence informing base-year allocation inputs; displayed values and growth are calculated: States typical customer equipment use of xx.xx-xx.xx years, providing a longer-use sensitivity for the stock-to-purchasing-value bridge rather than a measured engineering share. ([advantest.com](https://www.advantest.com/en/about/sustainability/society/responding-product-liability/))
- Evidence informing base-year allocation inputs; displayed values and growth are calculated: The xx.xx-xx.xx-year use period constrains replacement assumptions and is distinguished from the buyer accounting-life proxy used in the working model. ([advantest.com](https://www.advantest.com/en/about/sustainability/society/responding-product-liability/))

38. A New Approach for IC Test - Leveraging the Strength of the PXI Platform - NI

- Evidence informing base-year allocation inputs; displayed values and growth are calculated: Describes scalable characterization and production configurations and the commercial constraints of traditional laboratory ATE, supporting a distinct engineering purchasing model. ([ni.com](https://www.ni.com/en/shop/electronic-test-instrumentation/what-is-the-semiconductor-test-system/a-new-approach-for-ic-test---leveraging-the-strength-of-the-pxi-.html))
- Evidence informing forecast-year allocation inputs; displayed values and growth are calculated: Describes scalable characterization and production configurations and the commercial constraints of traditional laboratory ATE, supporting a distinct engineering purchasing model. ([ni.com](https://www.ni.com/en/shop/electronic-test-instrumentation/what-is-the-semiconductor-test-system/a-new-approach-for-ic-test---leveraging-the-strength-of-the-pxi-.html))
- Evidence informing base-year allocation inputs; displayed values and growth are calculated: Shared hardware and software support a continuity scenario, but the record provides neither accepted joint-deployment revenue nor future penetration; both remain explicit assumptions. ([ni.com](https://www.ni.com/en/shop/electronic-test-instrumentation/what-is-the-semiconductor-test-system/a-new-approach-for-ic-test---leveraging-the-strength-of-the-pxi-.html))
- Evidence informing forecast-year allocation inputs; displayed values and growth are calculated: Shared hardware and software support a continuity scenario, but the record provides neither accepted joint-deployment revenue nor future penetration; both remain explicit assumptions. ([ni.com](https://www.ni.com/en/shop/electronic-test-instrumentation/what-is-the-semiconductor-test-system/a-new-approach-for-ic-test---leveraging-the-strength-of-the-pxi-.html))

39. Teradyne - 2025 Annual Report to Shareholders

· Evidence informing base-year allocation inputs; displayed values and growth are calculated: The USD xx.xx Compute application weight anchors the scoped Computing allocation. ([investors.teradyne.com](https://investors.teradyne.com/sec-filings/all-sec-filings/content/xx.xx-xx.xx-xx.xx/xx.xx-xx.xx-xx.xx.pdf))

· Evidence informing base-year allocation inputs; displayed values and growth are calculated: The USD xx.xx Mobility weight and networking exposure support the modeled Communications bridge. ([investors.teradyne.com](https://investors.teradyne.com/sec-filings/all-sec-filings/content/xx.xx-xx.xx-xx.xx/xx.xx-xx.xx-xx.xx.pdf))

· Evidence informing base-year allocation inputs; displayed values and growth are calculated: Published application buckets constrain the budget, but the consumer carve-out is an explicit attribution assumption. ([investors.teradyne.com](https://investors.teradyne.com/sec-filings/all-sec-filings/content/xx.xx-xx.xx-xx.xx/xx.xx-xx.xx-xx.xx.pdf))

· Evidence informing base-year allocation inputs; displayed values and growth are calculated: USD xx.xx Auto-Industrial revenue supplies the pre-exclusion pool, not an observed Automotive subtotal. ([investors.teradyne.com](https://investors.teradyne.com/sec-filings/all-sec-filings/content/xx.xx-xx.xx-xx.xx/xx.xx-xx.xx-xx.xx.pdf))

· Evidence informing base-year allocation inputs; displayed values and growth are calculated: The shared Auto-Industrial pool constrains Industrial Electronics after scope and end-use adjustments. ([investors.teradyne.com](https://investors.teradyne.com/sec-filings/all-sec-filings/content/xx.xx-xx.xx-xx.xx/xx.xx-xx.xx-xx.xx.pdf))

· Evidence informing base-year allocation inputs; displayed values and growth are calculated: The application budget constrains the modeled specialized tail; separate Product Test defense revenue is excluded. ([investors.teradyne.com](https://investors.teradyne.com/sec-filings/all-sec-filings/content/xx.xx-xx.xx-xx.xx/xx.xx-xx.xx-xx.xx.pdf))

40. TSMC - 2025 Form 20-F

· Evidence informing base-year allocation inputs; displayed values and growth are calculated: 2025 HPC revenue of NT$xx.xx anchors the adjusted logic-demand proxy; networking is separated by assumption. ([investor.tsmc.com](https://investor.tsmc.com/sites/ir/sec-filings/2025_20F%20Report.pdf))

· Evidence informing base-year allocation inputs; displayed values and growth are calculated: Smartphone revenue of NT$xx.xx and networking within HPC constrain Communications, with an explicit equipment-intensity bridge. ([investor.tsmc.com](https://investor.tsmc.com/sites/ir/sec-filings/2025_20F%20Report.pdf))

41. Micron Technology - Form 10-K for the Year Ended August 28, 2025

· Evidence informing base-year allocation inputs; displayed values and growth are calculated: Cloud, data-center and client business revenues constrain Computing's memory-equipment proxy, not equipment receipts directly. ([s25.q4cdn.com](https://s25.q4cdn.com/xx.xx/files/doc_financials/2025/ar/2025-Form-xx.xx-K.pdf))

· Evidence informing base-year allocation inputs; displayed values and growth are calculated: Mobile/client and data-center revenues provide the economic pool for modeled mobile and networking attribution. ([s25.q4cdn.com](https://s25.q4cdn.com/xx.xx/files/doc_financials/2025/ar/2025-Form-xx.xx-K.pdf))

· Evidence informing base-year allocation inputs; displayed values and growth are calculated: USD xx.xx Automotive and Embedded revenue constrains the modeled consumer-memory tail. ([s25.q4cdn.com](https://s25.q4cdn.com/xx.xx/files/doc_financials/2025/ar/2025-Form-xx.xx-K.pdf))

· Evidence informing base-year allocation inputs; displayed values and growth are calculated: The embedded business supplies a bounded activity proxy requiring scope, realization and end-use adjustments. ([s25.q4cdn.com](https://s25.q4cdn.com/xx.xx/files/doc_financials/2025/ar/2025-Form-xx.xx-K.pdf))

· Evidence informing base-year allocation inputs; displayed values and growth are calculated: The embedded business constrains Industrial Electronics memory activity; its equipment conversion is assumed. ([s25.q4cdn.com](https://s25.q4cdn.com/xx.xx/files/doc_financials/2025/ar/2025-Form-xx.xx-K.pdf))

· Evidence informing base-year allocation inputs; displayed values and growth are calculated: The embedded pool bounds the specialized-memory tail; no separate defense revenue is reported. ([s25.q4cdn.com](https://s25.q4cdn.com/xx.xx/files/doc_financials/2025/ar/2025-Form-xx.xx-K.pdf))

42. Semiconductor Industry Association - 2025 Factbook

· Evidence informing base-year allocation inputs; displayed values and growth are calculated: 2024 PC/Computer semiconductor demand of xx.xx% enters only the scope-adjusted secondary-supplier proxy. ([semiconductors.org](https://www.semiconductors.org/wp-content/uploads/2025/xx.xx/2025-SIA-Factbook-FINAL-xx.xx.pdf))

· Evidence informing base-year allocation inputs; displayed values and growth are calculated: 2024 Communications demand of xx.xx% is adjusted for eligible equipment scope before use. ([semiconductors.org](https://www.semiconductors.org/wp-content/uploads/2025/xx.xx/2025-SIA-Factbook-FINAL-xx.xx.pdf))

· Evidence informing base-year allocation inputs; displayed values and growth are calculated: Consumer semiconductor demand of xx.xx% anchors the adjusted minor-application weights. ([semiconductors.org](https://www.semiconductors.org/wp-content/uploads/2025/xx.xx/2025-SIA-Factbook-FINAL-xx.xx.pdf))

· Evidence informing base-year allocation inputs; displayed values and growth are calculated: Automotive demand of xx.xx% is reduced for non-SoC exposure in the commercial proxy. ([semiconductors.org](https://www.semiconductors.org/wp-content/uploads/2025/xx.xx/2025-SIA-Factbook-FINAL-xx.xx.pdf))

· Evidence informing base-year allocation inputs; displayed values and growth are calculated: Industrial demand of xx.xx% anchors a scope-adjusted weight, not a tester-equipment share. ([semiconductors.org](https://www.semiconductors.org/wp-content/uploads/2025/xx.xx/2025-SIA-Factbook-FINAL-xx.xx.pdf))

· Evidence informing base-year allocation inputs; displayed values and growth are calculated: Government demand of xx.xx%, including military, constrains the specialized end-use proxy. ([semiconductors.org](https://www.semiconductors.org/wp-content/uploads/2025/xx.xx/2025-SIA-Factbook-FINAL-xx.xx.pdf))

43. WSTS - Semiconductor Market Insights, October 2024

· Evidence informing base-year allocation inputs; displayed values and growth are calculated: The detailed Consumer definition includes entertainment products, household white goods and personal wearables, supporting consistent end-use attribution. ([semiconductors.org](https://www.semiconductors.org/wp-content/uploads/2025/xx.xx/WSTS-Presentation-Subscription-Oct2024.pdf))

· Evidence informing forecast-year allocation inputs; displayed values and growth are calculated: The detailed Consumer definition includes entertainment products, household white goods and personal wearables, supporting consistent end-use attribution. ([semiconductors.org](https://www.semiconductors.org/wp-content/uploads/2025/xx.xx/WSTS-Presentation-Subscription-Oct2024.pdf))

· Evidence informing base-year allocation inputs; displayed values and growth are calculated: Industrial includes professional test, control and measuring equipment, distinguishing it from household consumer equipment. ([semiconductors.org](https://www.semiconductors.org/wp-content/uploads/2025/xx.xx/WSTS-Presentation-Subscription-Oct2024.pdf))

· Evidence informing forecast-year allocation inputs; displayed values and growth are calculated: Industrial includes professional test, control and measuring equipment, distinguishing it from household consumer equipment. ([semiconductors.org](https://www.semiconductors.org/wp-content/uploads/2025/xx.xx/WSTS-Presentation-Subscription-Oct2024.pdf))

· Evidence informing base-year allocation inputs; displayed values and growth are calculated: Government is defined as military and aerospace in the detailed end-use illustration, supporting the retained category mapping. ([semiconductors.org](https://www.semiconductors.org/wp-content/uploads/2025/xx.xx/WSTS-Presentation-Subscription-Oct2024.pdf))

· Evidence informing forecast-year allocation inputs; displayed values and growth are calculated: Government is defined as military and aerospace in the detailed end-use illustration, supporting the retained category mapping. ([semiconductors.org](https://www.semiconductors.org/wp-content/uploads/2025/xx.xx/WSTS-Presentation-Subscription-Oct2024.pdf))

44. NXP Semiconductors - Form 10-K for the Year Ended December 31, 2025

· Evidence informing base-year allocation inputs; displayed values and growth are calculated: 2025 Automotive revenue of USD xx.xx, down xx.xx%, qualifies assumptions of immediate equipment-demand acceleration. ([sec.gov](https://www.sec.gov/Archives/edgar/data/xx.xx/xx.xx/nxpi-xx.xx.htm))

· Evidence informing forecast-year allocation inputs; displayed values and growth are calculated: 2025 Automotive revenue of USD xx.xx, down xx.xx%, qualifies assumptions of immediate equipment-demand acceleration. ([sec.gov](https://www.sec.gov/Archives/edgar/data/xx.xx/xx.xx/nxpi-xx.xx.htm))

· Evidence informing base-year allocation inputs; displayed values and growth are calculated: Industrial & IoT revenue of USD xx.xx increased xx.xx%, constraining the near-term recovery assumption rather than measuring tester sales. ([sec.gov](https://www.sec.gov/Archives/edgar/data/xx.xx/xx.xx/nxpi-xx.xx.htm))

· Evidence informing forecast-year allocation inputs; displayed values and growth are calculated: Industrial & IoT revenue of USD xx.xx increased xx.xx%, constraining the near-term recovery assumption rather than measuring tester sales. ([sec.gov](https://www.sec.gov/Archives/edgar/data/xx.xx/xx.xx/nxpi-xx.xx.htm))

45. NXP Semiconductors - Product Longevity
    - Evidence informing forecast-year allocation inputs; displayed values and growth are calculated: Participating products have minimum xx.xx- or xx.xx-year longevity periods; these do not establish tester replacement or support periods.
    ([nxp.com](https://www.nxp.com/products/nxp-product-information/nxp-product-programs/product-longevity%3APRDCT_LONGEVITY_HM))
    - Evidence informing forecast-year allocation inputs; displayed values and growth are calculated: The disclosed longevity condition supports retaining lifecycle uncertainty rather than inferring automatic recurring equipment purchases.
    ([nxp.com](https://www.nxp.com/products/nxp-product-information/nxp-product-programs/product-longevity%3APRDCT_LONGEVITY_HM))
46. DLA ASSIST-QuickSearch - MIL-PRF-38535 Document Details
    - Evidence informing base-year allocation inputs; displayed values and growth are calculated: The official record concerns covered microcircuits and manufacturer qualification, not tester-brand approval or equipment awards; no qualification-derived revenue premium is assumed.
    ([quicksearch.dla.mil](https://quicksearch.dla.mil/qsDocDetails.aspx?ident_number=xx.xx))
    - Evidence informing forecast-year allocation inputs; displayed values and growth are calculated: The official record concerns covered microcircuits and manufacturer qualification, not tester-brand approval or equipment awards; no qualification-derived revenue premium is assumed.
    ([quicksearch.dla.mil](https://quicksearch.dla.mil/qsDocDetails.aspx?ident_number=xx.xx))
47. ASE Technology Holding - Fourth Quarter and Full Year 2025 Financial Results, Form 6-K, February 5, 2026
    - Evidence informing base-year allocation inputs; displayed values and growth are calculated: ASE reports USD xx.xx of 2025 testing-equipment capital expenditure, a monetary purchasing anchor before complete-tester scope deductions.
    - Evidence informing forecast-year allocation inputs; displayed values and growth are calculated: ASE reports USD xx.xx of 2025 testing-equipment capital expenditure, a monetary purchasing anchor before complete-tester scope deductions.
48. ChipMOS - FY2025 and Fourth Quarter 2025 Investor Presentation
    - Evidence informing base-year allocation inputs; displayed values and growth are calculated: The presentation reports TWD xx.xx of 2025 capital expenditure and a xx.xx% testing allocation; currency and complete-tester attribution are modeled bridges.
    - Evidence informing forecast-year allocation inputs; displayed values and growth are calculated: The presentation reports TWD xx.xx of 2025 capital expenditure and a xx.xx% testing allocation; currency and complete-tester attribution are modeled bridges.
49. Alchip - Advanced Testing Services
    - Evidence informing base-year allocation inputs; displayed values and growth are calculated: Alchip identifies an owned V93K hosted at a test house. This supports category and ownership attribution, not annual purchase quantities, prices or the forecast.
    - Evidence informing forecast-year allocation inputs; displayed values and growth are calculated: Alchip identifies an owned V93K hosted at a test house. This supports category and ownership attribution, not annual purchase quantities, prices or the forecast.
50. University of Utah Nanofab - Verigy Tester
    - Evidence informing base-year allocation inputs; displayed values and growth are calculated: The university lists a V93000 SoC platform and access arrangement. This establishes an institutional equipment category, not a 2025 purchase or future procurement.
    - Evidence informing forecast-year allocation inputs; displayed values and growth are calculated: The university lists a V93000 SoC platform and access arrangement. This establishes an institutional equipment category, not a 2025 purchase or future procurement.

51. TEAM A.T.E. - Services

- Evidence informing base-year allocation inputs; displayed values and growth are calculated: The company describes pre-owned purchases and sales across SoC and memory ATE, supporting inclusion of eligible secondary-market purchases. Its undated offering page supplies category evidence, not 2025 transaction value. ([team-ate.com](https://www.team-ate.com/services))
- Evidence informing forecast-year allocation inputs; displayed values and growth are calculated: The company describes pre-owned purchases and sales across SoC and memory ATE, supporting inclusion of eligible secondary-market purchases. Its undated offering page supplies category evidence, not 2025 transaction value. ([team-ate.com](https://www.team-ate.com/services))
- Evidence informing base-year allocation inputs; displayed values and growth are calculated: System rentals, rent-to-own arrangements and leases establish a third-party equipment-access route. The stated field-service limitation qualifies universal availability; neither the offering nor its category list supplies numerical leasing weights. ([team-ate.com](https://www.team-ate.com/services))
- Evidence informing forecast-year allocation inputs; displayed values and growth are calculated: System rentals, rent-to-own arrangements and leases establish a third-party equipment-access route. The stated field-service limitation qualifies universal availability; neither the offering nor its category list supplies numerical leasing weights. ([team-ate.com](https://www.team-ate.com/services))
- Evidence informing base-year allocation inputs; displayed values and growth are calculated: The company distinguishes its representation activities from inventory-based equipment transactions, supporting role-specific classification rather than assigning every represented OEM transaction to resale. ([team-ate.com](https://www.team-ate.com/services))
- Evidence informing forecast-year allocation inputs; displayed values and growth are calculated: The company distinguishes its representation activities from inventory-based equipment transactions, supporting role-specific classification rather than assigning every represented OEM transaction to resale. ([team-ate.com](https://www.team-ate.com/services))
- Evidence informing base-year allocation inputs; displayed values and growth are calculated: Purchasing surplus equipment for inventory, SoC/memory equipment offerings and rental/lease arrangements establish merchant commercial routes. The absence of a worldwide field-service organization qualifies support assumptions but supplies no revenue weight. ([team-ate.com](https://www.team-ate.com/services))
- Evidence informing forecast-year allocation inputs; displayed values and growth are calculated: Purchasing surplus equipment for inventory, SoC/memory equipment offerings and rental/lease arrangements establish merchant commercial routes. The absence of a worldwide field-service organization qualifies support assumptions but supplies no revenue weight. ([team-ate.com](https://www.team-ate.com/services))

52. Advantest Pre-Owned Solutions - Business

· Evidence informing base-year allocation inputs; displayed values and growth are calculated: The OEM's pre-owned business includes equipment resale, license switching, installation and maintenance support. This supports the purchase boundary beyond new equipment, without establishing resale revenue or a future share. ([advantest.com](https://www.advantest.com/en/customer-services/apo/business/))

· Evidence informing forecast-year allocation inputs; displayed values and growth are calculated: The OEM's pre-owned business includes equipment resale, license switching, installation and maintenance support. This supports the purchase boundary beyond new equipment, without establishing resale revenue or a future share. ([advantest.com](https://www.advantest.com/en/customer-services/apo/business/))

· Evidence informing base-year allocation inputs; displayed values and growth are calculated: OEM-managed pre-owned transactions include license switching, installation and maintenance, supporting direct classification when the consolidated manufacturer is the seller regardless of equipment age. ([advantest.com](https://www.advantest.com/en/customer-services/apo/business/))

· Evidence informing forecast-year allocation inputs; displayed values and growth are calculated: OEM-managed pre-owned transactions include license switching, installation and maintenance, supporting direct classification when the consolidated manufacturer is the seller regardless of equipment age. ([advantest.com](https://www.advantest.com/en/customer-services/apo/business/))

· Evidence informing base-year allocation inputs; displayed values and growth are calculated: The OEM-managed resale alternative qualifies an assumption that all pre-owned equipment passes through independent resellers and provides a commercial counterforce to merchant growth, without measuring its magnitude. ([advantest.com](https://www.advantest.com/en/customer-services/apo/business/))

· Evidence informing forecast-year allocation inputs; displayed values and growth are calculated: The OEM-managed resale alternative qualifies an assumption that all pre-owned equipment passes through independent resellers and provides a commercial counterforce to merchant growth, without measuring its magnitude. ([advantest.com](https://www.advantest.com/en/customer-services/apo/business/))

53. IFRS Foundation - IFRIC Update March 2023: Definition of a Lease-Substitution Rights

· Evidence informing base-year allocation inputs; displayed values and growth are calculated: The identified-asset, control and substantive-substitution criteria support distinguishing equipment leasing from outsourced testing services. This is a classification premise for both anchors, not evidence of market prevalence. ([ifrs.org](https://www.ifrs.org/news-and-events/updates/ifric/2023/ifric-update-march-2023/))

· Evidence informing forecast-year allocation inputs; displayed values and growth are calculated: The identified-asset, control and substantive-substitution criteria support distinguishing equipment leasing from outsourced testing services. This is a classification premise for both anchors, not evidence of market prevalence. ([ifrs.org](https://www.ifrs.org/news-and-events/updates/ifric/2023/ifric-update-march-2023/))

54. Spirox Corporation - 2025 Annual Report

- Evidence informing base-year allocation inputs; displayed values and growth are calculated: Consolidated revenue decreased from NTD xx.xx in 2024 to NTD xx.xx in 2025, providing a mixed-product intermediary countercheck to uniform channel growth rather than a global allocation weight. ([file.spirox.com.tw](https://file.spirox.com.tw/Annual%20Reports/2025/xx.xx%E5%B9%B4%E5%BA%A6%E5%B9%B4%E5%A0%B1%xx.xx%E8%8B%B1%E6%xx.xx%xx.xx%xx.xx.pdf))
- Evidence informing forecast-year allocation inputs; displayed values and growth are calculated: Consolidated revenue decreased from NTD xx.xx in 2024 to NTD xx.xx in 2025, providing a mixed-product intermediary countercheck to uniform channel growth rather than a global allocation weight. ([file.spirox.com.tw](https://file.spirox.com.tw/Annual%20Reports/2025/xx.xx%E5%B9%B4%E5%BA%A6%E5%B9%B4%E5%A0%B1%xx.xx%E8%8B%B1%E6%xx.xx%xx.xx%xx.xx.pdf))
- Evidence informing base-year allocation inputs; displayed values and growth are calculated: Semiconductor-equipment revenue was NTD xx.xx in 2025, separately from service and maintenance. Agency/distribution, own products and adjacent equipment prevent attributing the full amount to merchant SoC/memory tester sales. ([file.spirox.com.tw](https://file.spirox.com.tw/Annual%20Reports/2025/xx.xx%E5%B9%B4%E5%BA%A6%E5%B9%B4%E5%A0%B1%xx.xx%E8%8B%B1%E6%xx.xx%xx.xx%xx.xx.pdf))
- Evidence informing forecast-year allocation inputs; displayed values and growth are calculated: Semiconductor-equipment revenue was NTD xx.xx in 2025, separately from service and maintenance. Agency/distribution, own products and adjacent equipment prevent attributing the full amount to merchant SoC/memory tester sales. ([file.spirox.com.tw](https://file.spirox.com.tw/Annual%20Reports/2025/xx.xx%E5%B9%B4%E5%BA%A6%E5%B9%B4%E5%A0%B1%xx.xx%E8%8B%B1%E6%xx.xx%xx.xx%xx.xx.pdf))

55. KYEC (2449) - Q4 2025 Investor Update

- Evidence informing base-year allocation inputs; displayed values and growth are calculated: KYEC reports 2025 wafer-probe revenue at xx.xx%; this is a buyer-activity input requiring the disclosed equipment-value and coverage corrections, not a directly observed tester share.
- Evidence informing forecast-year allocation inputs; displayed values and growth are calculated: KYEC reports 2025 wafer-probe revenue at xx.xx%; this is a buyer-activity input requiring the disclosed equipment-value and coverage corrections, not a directly observed tester share.
- Evidence informing base-year allocation inputs; displayed values and growth are calculated: Reported final-test revenue of xx.xx% supplies the conventional package-test proxy before the assumed exclusion of adjacent activity.
- Evidence informing forecast-year allocation inputs; displayed values and growth are calculated: Reported final-test revenue of xx.xx% supplies the conventional package-test proxy before the assumed exclusion of adjacent activity.
- Evidence informing base-year allocation inputs; displayed values and growth are calculated: The company's xx.xx% data-processing application mix anchors the modeled addressable advanced-SoC purchasing cohort; it does not measure bare-die equipment sales.
- Evidence informing forecast-year allocation inputs; displayed values and growth are calculated: The company's xx.xx% data-processing application mix anchors the modeled addressable advanced-SoC purchasing cohort; it does not measure bare-die equipment sales.
- Evidence informing base-year allocation inputs; displayed values and growth are calculated: The same application-mix input constrains the intermediate-assembly cohort; reported capital expenditure is a broad spending cross-check, not insertion-specific equipment revenue.
- Evidence informing forecast-year allocation inputs; displayed values and growth are calculated: The same application-mix input constrains the intermediate-assembly cohort; reported capital expenditure is a broad spending cross-check, not insertion-specific equipment revenue.

56. Advantest to Showcase Latest Test Solutions at SEMICON Southeast Asia 2025, May 20-22
· Evidence informing base-year allocation inputs; displayed values and growth are calculated: The May xx.xx 2025 announcement identifies a die-level handler linked with a tester for singulated dies, establishing a base-year commercial offering but not its delivered equipment receipts.
· Evidence informing forecast-year allocation inputs; displayed values and growth are calculated: The May xx.xx 2025 announcement identifies a die-level handler linked with a tester for singulated dies, establishing a base-year commercial offering but not its delivered equipment receipts.
· Evidence informing base-year allocation inputs; displayed values and growth are calculated: The same dated offering includes partially assembled dies. Only attributable tester receipts, not the handler value, enter the allocation model.
· Evidence informing forecast-year allocation inputs; displayed values and growth are calculated: The same dated offering includes partially assembled dies. Only attributable tester receipts, not the handler value, enter the allocation model.
57. Teradyne - Second-Quarter 2025 Earnings Call Prepared Remarks, July 30, 2025
· Evidence informing base-year allocation inputs; displayed values and growth are calculated: July xx.xx 2025 prepared remarks report an HBM4 post-stack win and state that the new insertion was not pervasive, qualifying the assumed intermediate-assembly uptake.
· Evidence informing forecast-year allocation inputs; displayed values and growth are calculated: July xx.xx 2025 prepared remarks report an HBM4 post-stack win and state that the new insertion was not pervasive, qualifying the assumed intermediate-assembly uptake.
· Evidence informing base-year allocation inputs; displayed values and growth are calculated: The remarks distinguish new system purchases from upgrades of existing capacity. This supports retaining reuse and incremental-receipt adjustments rather than equating every new deployment opportunity with a full new tester.
· Evidence informing forecast-year allocation inputs; displayed values and growth are calculated: The remarks distinguish new system purchases from upgrades of existing capacity. This supports retaining reuse and incremental-receipt adjustments rather than equating every new deployment opportunity with a full new tester.
58. Teradyne Introduces Integrated Test Solution for AI and Data Center Devices in Collaboration with Tokyo Electron
· Evidence informing forecast-year allocation inputs; displayed values and growth are calculated: The June xx.xx 2026 coordinated singulated-device offering supports commercial availability relevant to the forecast; it does not establish 2025 sales or the modeled 2032 penetration.
· Evidence informing forecast-year allocation inputs; displayed values and growth are calculated: The offering references multiple advanced-packaging points, but this is not evidence that an individual delivery has accepted multi-insertion coverage.
59. Amkor Technology - IC Semiconductor Test Services
· Evidence informing base-year allocation inputs; displayed values and growth are calculated: The company's service description separates wafer probe, testing between assembly steps and final testing, supporting the insertion mapping rather than a sales weight or complete-tester purchase requirement.
· Evidence informing forecast-year allocation inputs; displayed values and growth are calculated: The company's service description separates wafer probe, testing between assembly steps and final testing, supporting the insertion mapping rather than a sales weight or complete-tester purchase requirement.

17.14. Russia

Table 390. Russia SoC & Memory Semiconductor Tester Market Size, 2017-2040 (USD Million)

Country	2017	2024	2025	2026	2027	2032	2040	CAGR (%)
Russia	xx.xx	xx.xx	xx.xx	xx.xx	xx.xx	xx.xx	xx.xx	xx.xx

Table 391. Russia SoC & Memory Semiconductor Tester Market Size, by Tester Type, 2017-2040 (USD Million)

Tester Type	2017	2024	2025	2026	2027	2032	2040	CAGR (%)
Combined SoC & Memory Testers	xx.xx	xx.xx	xx.xx	xx.xx	xx.xx	xx.xx	xx.xx	xx.xx
Memory Testers	xx.xx	xx.xx	xx.xx	xx.xx	xx.xx	xx.xx	xx.xx	xx.xx
SoC Testers	xx.xx	xx.xx	xx.xx	xx.xx	xx.xx	xx.xx	xx.xx	xx.xx
Total	**xx.xx**	**xx.xx**	**xx.xx**	**xx.xx**	**xx.xx**	**xx.xx**	**xx.xx**	**xx.xx**

Table 392. Russia SoC & Memory Semiconductor Tester Market Size, by Memory Testers, 2017-2040 (USD Million)

Memory Testers	2017	2024	2025	2026	2027	2032	2040	CAGR (%)
DRAM Testers	xx.xx	xx.xx	xx.xx	xx.xx	xx.xx	xx.xx	xx.xx	xx.xx
Multi-Family Memory Testers	xx.xx	xx.xx	xx.xx	xx.xx	xx.xx	xx.xx	xx.xx	xx.xx
Nonvolatile Memory Testers	xx.xx	xx.xx	xx.xx	xx.xx	xx.xx	xx.xx	xx.xx	xx.xx
SRAM Testers	xx.xx	xx.xx	xx.xx	xx.xx	xx.xx	xx.xx	xx.xx	xx.xx
Total	**xx.xx**	**xx.xx**	**xx.xx**	**xx.xx**	**xx.xx**	**xx.xx**	**xx.xx**	**xx.xx**

Table 393. Russia SoC & Memory Semiconductor Tester Market Size, by Platform Architecture, 2017-2040 (USD Million)

Platform Architecture	2017	2024	2025	2026	2027	2032	2040	CAGR (%)
Open-Standard ATE Platforms	xx.xx	xx.xx	xx.xx	xx.xx	xx.xx	xx.xx	xx.xx	xx.xx
Proprietary ATE Platforms	xx.xx	xx.xx	xx.xx	xx.xx	xx.xx	xx.xx	xx.xx	xx.xx
Total	**xx.xx**	**xx.xx**	**xx.xx**	**xx.xx**	**xx.xx**	**xx.xx**	**xx.xx**	**xx.xx**

Table 394. Russia SoC & Memory Semiconductor Tester Market Size, by Test Purpose, 2017-2040 (USD Million)

Test Purpose	2017	2024	2025	2026	2027	2032	2040	CAGR (%)
Combined Engineering and Production Testing	xx.xx	xx.xx	xx.xx	xx.xx	xx.xx	xx.xx	xx.xx	xx.xx
Engineering Evaluation and Characterization	xx.xx	xx.xx	xx.xx	xx.xx	xx.xx	xx.xx	xx.xx	xx.xx
Production Testing	xx.xx	xx.xx	xx.xx	xx.xx	xx.xx	xx.xx	xx.xx	xx.xx
Total	**xx.xx**	**xx.xx**	**xx.xx**	**xx.xx**	**xx.xx**	**xx.xx**	**xx.xx**	**xx.xx**

Table 395. Russia SoC & Memory Semiconductor Tester Market Size, by Semiconductor End Market, 2017-2040 (USD Million)

Semiconductor End Market	2017	2024	2025	2026	2027	2032	2040	CAGR (%)
Aerospace and Defense	xx.xx	xx.xx	xx.xx	xx.xx	xx.xx	xx.xx	xx.xx	xx.xx
Automotive	xx.xx	xx.xx	xx.xx	xx.xx	xx.xx	xx.xx	xx.xx	xx.xx
Communications	xx.xx	xx.xx	xx.xx	xx.xx	xx.xx	xx.xx	xx.xx	xx.xx
Computing	xx.xx	xx.xx	xx.xx	xx.xx	xx.xx	xx.xx	xx.xx	xx.xx
Consumer Electronics	xx.xx	xx.xx	xx.xx	xx.xx	xx.xx	xx.xx	xx.xx	xx.xx
Industrial Electronics	xx.xx	xx.xx	xx.xx	xx.xx	xx.xx	xx.xx	xx.xx	xx.xx
Total	**xx.xx**	**xx.xx**	**xx.xx**	**xx.xx**	**xx.xx**	**xx.xx**	**xx.xx**	**xx.xx**

Table 396. Russia SoC & Memory Semiconductor Tester Market Size, by Buyer Type, 2017-2040 (USD Million)

Buyer Type	2017	2024	2025	2026	2027	2032	2040	CAGR (%)
Fabless Semiconductor Companies	xx.xx	xx.xx	xx.xx	xx.xx	xx.xx	xx.xx	xx.xx	xx.xx
Integrated Device Manufacturers	xx.xx	xx.xx	xx.xx	xx.xx	xx.xx	xx.xx	xx.xx	xx.xx
Outsourced Assembly and Test Providers	xx.xx	xx.xx	xx.xx	xx.xx	xx.xx	xx.xx	xx.xx	xx.xx
Research and Academic Institutions	xx.xx	xx.xx	xx.xx	xx.xx	xx.xx	xx.xx	xx.xx	xx.xx
Semiconductor Design and IP Service Providers	xx.xx	xx.xx	xx.xx	xx.xx	xx.xx	xx.xx	xx.xx	xx.xx
Semiconductor Foundries	xx.xx	xx.xx	xx.xx	xx.xx	xx.xx	xx.xx	xx.xx	xx.xx
System Companies	xx.xx	xx.xx	xx.xx	xx.xx	xx.xx	xx.xx	xx.xx	xx.xx
Total	**xx.xx**	**xx.xx**	**xx.xx**	**xx.xx**	**xx.xx**	**xx.xx**	**xx.xx**	**xx.xx**

Table 397. Russia SoC & Memory Semiconductor Tester Market Size, by Acquisition Model, 2017-2040 (USD Million)

Acquisition Model	2017	2024	2025	2026	2027	2032	2040	CAGR (%)
Equipment Leasing	xx.xx	xx.xx	xx.xx	xx.xx	xx.xx	xx.xx	xx.xx	xx.xx
Equipment Purchase	xx.xx	xx.xx	xx.xx	xx.xx	xx.xx	xx.xx	xx.xx	xx.xx
Total	**xx.xx**	**xx.xx**	**xx.xx**	**xx.xx**	**xx.xx**	**xx.xx**	**xx.xx**	**xx.xx**

Table 398. Russia SoC & Memory Semiconductor Tester Market Size, by Sales Channel, 2017-2040 (USD Million)

Sales Channel	2017	2024	2025	2026	2027	2032	2040	CAGR (%)
Direct Sales	xx.xx	xx.xx	xx.xx	xx.xx	xx.xx	xx.xx	xx.xx	xx.xx
Distributor and Reseller Sales	xx.xx	xx.xx	xx.xx	xx.xx	xx.xx	xx.xx	xx.xx	xx.xx
Total	**xx.xx**	**xx.xx**	**xx.xx**	**xx.xx**	**xx.xx**	**xx.xx**	**xx.xx**	**xx.xx**

Table 399. Russia SoC & Memory Semiconductor Tester Market Size, by Test Insertion, 2017-2040 (USD Million)

Test Insertion	2017	2024	2025	2026	2027	2032	2040	CAGR (%)
In-Process Assembly Test	xx.xx	xx.xx	xx.xx	xx.xx	xx.xx	xx.xx	xx.xx	xx.xx
Multi-Insertion Test	xx.xx	xx.xx	xx.xx	xx.xx	xx.xx	xx.xx	xx.xx	xx.xx
Packaged-Device Test	xx.xx	xx.xx	xx.xx	xx.xx	xx.xx	xx.xx	xx.xx	xx.xx
Singulated-Die Test	xx.xx	xx.xx	xx.xx	xx.xx	xx.xx	xx.xx	xx.xx	xx.xx
Wafer-Level Test	xx.xx	xx.xx	xx.xx	xx.xx	xx.xx	xx.xx	xx.xx	xx.xx
Total	**xx.xx**	**xx.xx**	**xx.xx**	**xx.xx**	**xx.xx**	**xx.xx**	**xx.xx**	**xx.xx**

Sources & Evidence

1. Advantest - FY2024 Consolidated Financial Results Presentation, April 25, 2025

   • Evidence informing the 2023 market-value input; displayed series and growth include calculations: Quarterly product-revenue disclosures support calendar-2023 totals of JPY xx.xx for SoC testers and JPY xx.xx for memory testers, before modeled scope adjustments. ([advantest.com](https://www.advantest.com/document/en/investors/ir-library/result/JE_BIZ_250425_slide.pdf))

   • Evidence informing the 2024 market-value input; displayed series and growth include calculations: Quarterly product-revenue disclosures support calendar-2024 totals of JPY xx.xx for SoC testers and JPY xx.xx for memory testers; handling, services and system-level testing are disclosed separately. ([advantest.com](https://www.advantest.com/document/en/investors/ir-library/result/JE_BIZ_250425_slide.pdf))

2. Advantest - FY2025 Third Quarter Financial Results Presentation, January 28, 2026

- Evidence informing the 2025 market-value input; displayed series and growth include calculations: The disclosed January-March 2025 quarter and April-December 2025 quarters produce calendar-2025 SoC tester revenue of JPY xx.xx and memory tester revenue of JPY xx.xx. These are supplier revenues, not a published global market total. ([advantest.com](https://www.advantest.com/document/en/investors/ir-library/result/JE_BIZ_260128_slide.pdf))
- Evidence informing base-year allocation inputs; displayed values and growth are calculated: Quarterly product disclosures reconstruct calendar-2025 SoC revenue of JPY xx.xx, before the inherited eligible-SoC scope deduction.
- Evidence informing base-year allocation inputs; displayed values and growth are calculated: Quarterly memory revenue totals JPY xx.xx for calendar 2025, anchoring the memory equipment pool rather than a published global share.
- Evidence informing base-year allocation inputs; displayed values and growth are calculated: January-March memory revenue of JPY xx.xx supports the fiscal-to-calendar application-mix bridge.
- Evidence informing base-year allocation inputs; displayed values and growth are calculated: Quarterly SoC revenues of JPY xx.xx, xx.xx, xx.xx and xx.xx reconstruct calendar-2025 revenue of JPY xx.xx, the supplier revenue ceiling used for modeled eligible OPENSTAR attribution. ([advantest.com](https://www.advantest.com/document/en/investors/ir-library/result/JE_BIZ_260128_slide.pdf))
- Evidence informing base-year allocation inputs; displayed values and growth are calculated: Reported quarters support the calendar-2025 SoC revenue bridge used to estimate Computing's equipment weight. ([advantest.com](https://www.advantest.com/document/en/investors/ir-library/result/JE_BIZ_260128_slide.pdf))
- Evidence informing base-year allocation inputs; displayed values and growth are calculated: The same quarterly equipment revenues constrain the combined Computing/Communications budget before modeled separation. ([advantest.com](https://www.advantest.com/document/en/investors/ir-library/result/JE_BIZ_260128_slide.pdf))
- Evidence informing base-year allocation inputs; displayed values and growth are calculated: The quarterly product table independently reproduces calendar-2025 SoC revenue of JPY xx.xx and memory revenue of JPY xx.xx. These constrain the inherited equipment-revenue scale but do not disclose an acquisition-model split. ([advantest.com](https://www.advantest.com/document/en/investors/ir-library/result/JE_BIZ_260128_slide.pdf))
- Evidence informing base-year allocation inputs; displayed values and growth are calculated: Quarterly product disclosures reconstruct calendar-2025 SoC revenue of JPY xx.xx and memory revenue of JPY xx.xx, supporting the retained scoped manufacturer budget rather than an observed channel share. ([advantest.com](https://www.advantest.com/document/en/investors/ir-library/result/JE_BIZ_260128_slide.pdf))
- Evidence informing base-year allocation inputs; displayed values and growth are calculated: The manufacturer equipment budget provides the economic scale against which inherited intermediary penetration is allocated; the presentation does not quantify reseller receipts. ([advantest.com](https://www.advantest.com/document/en/investors/ir-library/result/JE_BIZ_260128_slide.pdf))
- Evidence informing base-year allocation inputs; displayed values and growth are calculated: Quarterly memory-system receipts reconstruct calendar-2025 revenue of JPY xx.xx, an input to the shared diversified-memory equipment budget.
- Evidence informing forecast-year allocation inputs; displayed values and growth are calculated: Quarterly memory-system receipts reconstruct calendar-2025 revenue of JPY xx.xx, an input to the shared diversified-memory equipment budget.
- Evidence informing base-year allocation inputs; displayed values and growth are calculated: The observed memory receipts constrain the parent purchasing budget from which the modeled intermediate-assembly portion is attributed; no insertion split is disclosed.
- Evidence informing forecast-year allocation inputs; displayed values and growth are calculated: The observed memory receipts constrain the parent purchasing budget from which the modeled intermediate-assembly portion is attributed; no insertion split is disclosed.
- Evidence informing base-year allocation inputs; displayed values and growth are calculated: Product-line receipts support the common equipment-budget bridge carried into the package-test allocation and its forecast starting weights.
- Evidence informing forecast-year allocation inputs; displayed values and growth are calculated: Product-line receipts support the common equipment-budget bridge carried into the package-test allocation and its forecast starting weights.

3. Advantest - FY2026 First Quarter Financial Results Presentation, July 29, 2026

· Evidence informing the 2026 market-value input; displayed series and growth include calculations: The presentation reports January-March 2026 SoC/memory revenues of JPY xx.xx/xx.xx and April-June revenues of JPY xx.xx/xx.xx. July guidance forecasts fiscal-2026 SoC/memory revenues of JPY xx.xx/xx.xx and supplies the fiscal-to-calendar bridge. Guidance is not realized revenue. ([advantest.com](https://www.advantest.com/document/en/investors/ir-library/result/JE_BIZ_260729_slide.pdf))

· Evidence informing the 2040 market-value input; displayed series and growth include calculations: Current equipment revenue and company-specific capacity plans constrain the forecast starting point, not the assumed long-run growth rate or the 2040 result. ([advantest.com](https://www.advantest.com/document/en/investors/ir-library/result/JE_BIZ_260729_slide.pdf))

· Evidence informing forecast-year allocation inputs; displayed values and growth are calculated: Actual quarterly SoC revenue and FY2026 product guidance constrain the inherited 2026 supplier bridge used to forecast relative category weights.

· Evidence informing forecast-year allocation inputs; displayed values and growth are calculated: January-March and April-June memory revenue of JPY xx.xx/xx.xx and FY2026 guidance of JPY xx.xx constrain the calendar bridge.

· Evidence informing base-year allocation inputs; displayed values and growth are calculated: Rounded fiscal DRAM mixes are xx.xx% for FY2024 and xx.xx% for FY2025; FY2026 guidance is xx.xx%. Calendar conversion and co-primary deductions are modeled.

· Evidence informing forecast-year allocation inputs; displayed values and growth are calculated: Rounded fiscal DRAM mixes are xx.xx% for FY2024 and xx.xx% for FY2025; FY2026 guidance is xx.xx%. Calendar conversion and co-primary deductions are modeled.

· Evidence informing base-year allocation inputs; displayed values and growth are calculated: Corresponding nonvolatile mixes are xx.xx%, xx.xx% and guided xx.xx%, qualifying an exclusively DRAM-led outlook without verifying future global shares.

· Evidence informing forecast-year allocation inputs; displayed values and growth are calculated: Corresponding nonvolatile mixes are xx.xx%, xx.xx% and guided xx.xx%, qualifying an exclusively DRAM-led outlook without verifying future global shares.

· Evidence informing base-year allocation inputs; displayed values and growth are calculated: Own SoC sales mix is approximately xx.xx% Computing/Communications in FY24 and xx.xx% in FY25; 2026 demand commentary constrains forecast direction, not the final share. ([advantest.com](https://www.advantest.com/document/en/investors/ir-library/result/JE_BIZ_260729_slide.pdf))

· Evidence informing forecast-year allocation inputs; displayed values and growth are calculated: Own SoC sales mix is approximately xx.xx% Computing/Communications in FY24 and xx.xx% in FY25; 2026 demand commentary constrains forecast direction, not the final share. ([advantest.com](https://www.advantest.com/document/en/investors/ir-library/result/JE_BIZ_260729_slide.pdf))

· Evidence informing base-year allocation inputs; displayed values and growth are calculated: Reported combined application proportions constrain the common budget; the separate Communications allocation and future mix remain modeled. ([advantest.com](https://www.advantest.com/document/en/investors/ir-library/result/JE_BIZ_260729_slide.pdf))

· Evidence informing forecast-year allocation inputs; displayed values and growth are calculated: Reported combined application proportions constrain the common budget; the separate Communications allocation and future mix remain modeled. ([advantest.com](https://www.advantest.com/document/en/investors/ir-library/result/JE_BIZ_260729_slide.pdf))

4. Teradyne, Inc. - Form 10-K for the Year Ended December 31, 2025
   - Evidence informing the 2023 market-value input; displayed series and growth include calculations: The revenue-disaggregation table reports 2023 point-in-time SoC revenue of USD xx.xx and memory revenue of USD xx.xx. Replacement parts require a further modeled deduction. ([investors.teradyne.com](https://investors.teradyne.com/sec-filings/all-sec-filings/content/xx.xx-xx.xx-xx.xx/xx.xx-xx.xx-xx.xx.pdf))
   - Evidence informing the 2024 market-value input; displayed series and growth include calculations: The filing reports 2024 point-in-time SoC revenue of USD xx.xx and memory revenue of USD xx.xx separately from over-time revenue and IST. ([investors.teradyne.com](https://investors.teradyne.com/sec-filings/all-sec-filings/content/xx.xx-xx.xx-xx.xx/xx.xx-xx.xx-xx.xx.pdf))
   - Evidence informing the 2025 market-value input; displayed series and growth include calculations: The filing reports 2025 point-in-time SoC revenue of USD xx.xx and memory revenue of USD xx.xx. Point-in-time recognition includes products and replacement parts and is therefore an equipment proxy rather than an exact complete-system subtotal. ([investors.teradyne.com](https://investors.teradyne.com/sec-filings/all-sec-filings/content/xx.xx-xx.xx-xx.xx/xx.xx-xx.xx-xx.xx.pdf))
   - Evidence informing base-year allocation inputs; displayed values and growth are calculated: 2025 point-in-time SoC revenue is USD xx.xx; equipment and eligible-device deductions remain modeled.
   - Evidence informing base-year allocation inputs; displayed values and growth are calculated: 2025 point-in-time memory revenue is USD xx.xx; replacement parts require the inherited equipment adjustment.
   - Evidence informing base-year allocation inputs; displayed values and growth are calculated: The filing identifies DRAM/HBM commercial activity; it does not disclose the modeled annual DRAM configuration fraction.
   - Evidence informing base-year allocation inputs; displayed values and growth are calculated: Magnum flash-memory activity supports nonvolatile category participation, not the assumed annual sales fraction.
   - Evidence informing base-year allocation inputs; displayed values and growth are calculated: Separately reported specifying and purchasing customers support treating commercial roles distinctly, without adding overlapping customer percentages.
   - Evidence informing forecast-year allocation inputs; displayed values and growth are calculated: Separately reported specifying and purchasing customers support treating commercial roles distinctly, without adding overlapping customer percentages.
   - Evidence informing base-year allocation inputs; displayed values and growth are calculated: Reported 2024-2025 product revenues supply a realized-demand challenge, but do not identify engineering-only sales; the allocation retains this attribution limitation. ([investors.teradyne.com](https://investors.teradyne.com/sec-filings/all-sec-filings/content/xx.xx-xx.xx-xx.xx/xx.xx-xx.xx-xx.xx.pdf))
   - Evidence informing forecast-year allocation inputs; displayed values and growth are calculated: Reported 2024-2025 product revenues supply a realized-demand challenge, but do not identify engineering-only sales; the allocation retains this attribution limitation. ([investors.teradyne.com](https://investors.teradyne.com/sec-filings/all-sec-filings/content/xx.xx-xx.xx-xx.xx/xx.xx-xx.xx-xx.xx.pdf))
   - Evidence informing base-year allocation inputs; displayed values and growth are calculated: Point-in-time SoC revenue grew approximately xx.xx% while memory declined approximately xx.xx%, qualifying uniform-growth assumptions rather than directly establishing purpose shares. ([investors.teradyne.com](https://investors.teradyne.com/sec-filings/all-sec-filings/content/xx.xx-xx.xx-xx.xx/xx.xx-xx.xx-xx.xx.pdf))
   - Evidence informing forecast-year allocation inputs; displayed values and growth are calculated: Point-in-time SoC revenue grew approximately xx.xx% while memory declined approximately xx.xx%, qualifying uniform-growth assumptions rather than directly establishing purpose shares. ([investors.teradyne.com](https://investors.teradyne.com/sec-filings/all-sec-filings/content/xx.xx-xx.xx-xx.xx/xx.xx-xx.xx-xx.xx.pdf))
   - Evidence informing base-year allocation inputs; displayed values and growth are calculated: Distinguishes platform specifiers from purchasing customers, supporting the requirement for an accepted joint remit rather than inferring it from platform selection. ([investors.teradyne.com](https://investors.teradyne.com/sec-filings/all-sec-filings/content/xx.xx-xx.xx-xx.xx/xx.xx-xx.xx-xx.xx.pdf))
   - Evidence informing forecast-year allocation inputs; displayed values and growth are calculated: Distinguishes platform specifiers from purchasing customers, supporting the requirement for an accepted joint remit rather than inferring it from platform selection.

5. Teradyne, Inc. - Form 10-Q for the Quarterly Period Ended June 28, 2026
   - Evidence informing the 2026 market-value input; displayed series and growth include calculations: First-half 2026 point-in-time revenue was USD xx.xx for SoC and USD xx.xx for memory. Comparable first-half 2025 amounts were USD xx.xx and USD xx.xx independently establishing strong realized growth before the modeled second half. ([investors.teradyne.com](https://investors.teradyne.com/sec-filings/all-sec-filings/content/xx.xx-xx.xx-xx.xx/xx.xx-xx.xx-xx.xx.pdf))
   - Evidence informing forecast-year allocation inputs; displayed values and growth are calculated: First-half 2026 point-in-time SoC revenue of USD xx.xx anchors the scoped and annualized SoC forecast input.
   - Evidence informing forecast-year allocation inputs; displayed values and growth are calculated: First-half 2026 point-in-time memory revenue of USD xx.xx anchors the memory forecast pool; second-half realization remains assumed.
   - Evidence informing forecast-year allocation inputs; displayed values and growth are calculated: The observed memory pool constrains the forecast numerator to which the explicitly assumed small SRAM fraction is applied; SRAM sales are not separately disclosed.
   - Evidence informing forecast-year allocation inputs; displayed values and growth are calculated: The observed memory pool constrains modeled multi-family attribution, but does not independently establish co-primary configuration sales.
   - Evidence informing forecast-year allocation inputs; displayed values and growth are calculated: The scoped memory forecast pool supplies one bounded source of combined-configuration value; the co-primary fraction remains assumed.
6. Cohu, Inc. - Form 10-K for the Fiscal Year Ended December 27, 2025
   - Evidence informing the 2023 market-value input; displayed series and growth include calculations: Cohu reports 2023 systems-semiconductor test and inspection revenue of USD xx.xx. Only an assumed complete-tester and eligible-device portion enters this market. ([sec.gov](https://www.sec.gov/Archives/edgar/data/xx.xx/xx.xx/cohu20251227_10k.htm))
   - Evidence informing the 2024 market-value input; displayed series and growth include calculations: Cohu reports 2024 systems-semiconductor test and inspection revenue of USD xx.xx separately from non-systems revenue. ([sec.gov](https://www.sec.gov/Archives/edgar/data/xx.xx/xx.xx/cohu20251227_10k.htm))
   - Evidence informing the 2025 market-value input; displayed series and growth include calculations: Cohu reports 2025 systems-semiconductor test and inspection revenue of USD xx.xx. Automation, inspection, interfaces and recurring services prevent attribution of the whole company to SoC testers. ([sec.gov](https://www.sec.gov/Archives/edgar/data/xx.xx/xx.xx/cohu20251227_10k.htm))
   - Evidence informing base-year allocation inputs; displayed values and growth are calculated: Cohu describes a primarily direct commercial model supported by targeted independent representatives, supporting direct attribution where the manufacturer remains the contractual seller. ([sec.gov](https://www.sec.gov/Archives/edgar/data/xx.xx/xx.xx/cohu20251227_10k.htm))
   - Evidence informing forecast-year allocation inputs; displayed values and growth are calculated: Cohu describes a primarily direct commercial model supported by targeted independent representatives, supporting direct attribution where the manufacturer remains the contractual seller. ([sec.gov](https://www.sec.gov/Archives/edgar/data/xx.xx/xx.xx/cohu20251227_10k.htm))
   - Evidence informing base-year allocation inputs; displayed values and growth are calculated: Independent-representative commissions are identified in selling expenses; representation alone does not establish title-taking equipment resale or a numerical distributor share. ([sec.gov](https://www.sec.gov/Archives/edgar/data/xx.xx/xx.xx/cohu20251227_10k.htm))
   - Evidence informing forecast-year allocation inputs; displayed values and growth are calculated: Independent-representative commissions are identified in selling expenses; representation alone does not establish title-taking equipment resale or a numerical distributor share. ([sec.gov](https://www.sec.gov/Archives/edgar/data/xx.xx/xx.xx/cohu20251227_10k.htm))

7. Hangzhou Changchuan Technology Co., Ltd. - 2025 Annual Report
   - Evidence informing the 2024 market-value input; displayed series and growth include calculations: The product table reports 2024 tester revenue of CNY xx.xx, distinct from handlers and other products. Its SoC-eligible portion remains modeled. ([static.cninfo.com.cn](https://static.cninfo.com.cn/finalpage/2026-xx.xx-xx.xx/xx.xx.PDF))
   - Evidence informing the 2025 market-value input; displayed series and growth include calculations: The product table reports 2025 tester revenue of CNY xx.xx. The filing's broader analog and digital portfolio requires a scope adjustment rather than inclusion of all tester revenue. ([static.cninfo.com.cn](https://static.cninfo.com.cn/finalpage/2026-xx.xx-xx.xx/xx.xx.PDF))
8. YC Corporation - Business Report for the Year Ended December 31, 2025
   - Evidence informing the 2023 market-value input; displayed series and growth include calculations: The sales table reports KRW xx.xx for the 2023 memory-wafer-tester, semiconductor-equipment, parts, modification and related category. Complete-equipment attribution requires a deduction. ([kind.krx.co.kr](https://kind.krx.co.kr/external/2026/xx.xx/xx.xx/xx.xx/xx.xx/xx.xx.htm))
   - Evidence informing the 2024 market-value input; displayed series and growth include calculations: The comparable 2024 category revenue is KRW xx.xx, not an independently isolated complete-tester total. ([kind.krx.co.kr](https://kind.krx.co.kr/external/2026/xx.xx/xx.xx/xx.xx/xx.xx/xx.xx.htm))
   - Evidence informing the 2025 market-value input; displayed series and growth include calculations: The comparable 2025 category revenue is KRW xx.xx. Parts, modifications and other equipment remain a material scope uncertainty. ([kind.krx.co.kr](https://kind.krx.co.kr/external/2026/xx.xx/xx.xx/xx.xx/xx.xx/xx.xx.htm))
   - Evidence informing base-year allocation inputs; displayed values and growth are calculated: YC reports KRW xx.xx in a broad memory-wafer-tester, parts, modification and related revenue category, constraining the inherited equipment budget.
   - Evidence informing base-year allocation inputs; displayed values and growth are calculated: The company's own business description establishes DRAM equipment activity; the assumed xx.xx% allocation is not disclosed.
   - Evidence informing base-year allocation inputs; displayed values and growth are calculated: NAND equipment participation establishes the nonvolatile commercial mapping; the assumed xx.xx% allocation is not an observed split.
9. Chroma ESG - About Chroma: 2025 Group Financial and Operating Profile
   - Evidence informing the 2025 market-value input; displayed series and growth include calculations: Chroma's own disclosure states 2025 group consolidated revenue of USD xx.xx. This broad corporate amount constrains, but does not directly measure, its eligible complete-SoC-tester revenue. ([csr.chromaate.com](https://csr.chromaate.com/en/esg-en/green-chroma-en/brand-en))
10. Chroma ESG - Green Revenue and Financial Performance, 2025
    - Evidence informing the 2024 market-value input; displayed series and growth include calculations: Chroma reports 2025 consolidated revenue growth of xx.xx%. The model uses this company growth rate to backcast its small 2024 scoped revenue budget at a constant conversion basis, not as an observed 2024 tester subtotal. ([csr.chromaate.com](https://csr.chromaate.com/en/esg-en/green-chroma-en/green-revenue-en))
    - Evidence informing the 2025 market-value input; displayed series and growth include calculations: The disclosure distinguishes broad measurement products and SLT demand, reinforcing the need to exclude unrelated corporate revenue from the SoC/memory tester estimate. ([csr.chromaate.com](https://csr.chromaate.com/en/esg-en/green-chroma-en/green-revenue-en))

11. Federal Reserve Board - Foreign Exchange Rates, G.5A, January 5, 2026

· Evidence informing the 2023 market-value input; displayed series and growth include calculations: The official annual-average exchange-rate release supplies the currency-conversion benchmark; the model uses JPY xx.xx per USD for its large calendar-2023 Japanese revenue anchor and an explicitly rounded KRW conversion for the smaller Korean budget. ([fred.stlouisfed.org](https://fred.stlouisfed.org/series/AEXJPUS/))

· Evidence informing the 2024 market-value input; displayed series and growth include calculations: The model uses JPY xx.xx per USD for calendar 2024; small CNY and KRW budgets use disclosed approximate conversion assumptions close to the official annual averages. ([fred.stlouisfed.org](https://fred.stlouisfed.org/series/AEXJPUS/))

· Evidence informing the 2025 market-value input; displayed series and growth include calculations: The model uses JPY xx.xx per USD for calendar 2025. CNY xx.xx and KRW xx.xx per USD are rounded modeling conventions, not the release's exact observations. ([fred.stlouisfed.org](https://fred.stlouisfed.org/series/AEXJPUS/))

12. SEMI - 2018 Global Semiconductor Equipment Sales Jump to Record USD 64.5 Billion

· Evidence informing the 2017 market-value input; displayed series and growth include calculations: The association's member-billings release reports xx.xx% growth in total test equipment sales in 2018. Its inverse supplies the 2017 historical proxy; it is not a direct observation of the narrower captured market. ([www1.semi.org](https://www1.semi.org/en/2018-global-semiconductor-equipment-sales-jump-record-xx.xx-billion))

· Evidence informing the 2018 market-value input; displayed series and growth include calculations: The release reports approximately USD xx.xx of total semiconductor-equipment sales in 2018, used only with the 2019 equipment total as a disclosed broad-cycle proxy. ([www1.semi.org](https://www1.semi.org/en/2018-global-semiconductor-equipment-sales-jump-record-xx.xx-billion))

13. SEMI - 2020 Global Semiconductor Equipment Sales Surge 19% to Industry Record USD 71.2 Billion

· Evidence informing the 2018 market-value input; displayed series and growth include calculations: The release reports 2019 total equipment billings of USD xx.xx. Relative to the published approximate 2018 total, this supplies a broad-equipment downturn proxy, not an observed SoC/memory tester growth rate. ([semi.org](https://www.semi.org/en/news-media-press/semi-press-releases/annual-global-semiconductor-equipment-sales))

· Evidence informing the 2019 market-value input; displayed series and growth include calculations: Reported 2020 total-test-equipment growth of xx.xx% supplies the inverse bridge into 2019. ([semi.org](https://www.semi.org/en/news-media-press/semi-press-releases/annual-global-semiconductor-equipment-sales))

· Evidence informing the 2020 market-value input; displayed series and growth include calculations: The association's member-submitted billings dataset reports xx.xx% total-test-equipment growth in 2020, used as a historical demand-cycle proxy. ([semi.org](https://www.semi.org/en/news-media-press/semi-press-releases/annual-global-semiconductor-equipment-sales))

14. SEMI - 2021 Global Semiconductor Equipment Sales Surge 44% to Industry Record USD 102.6 Billion

· Evidence informing the 2020 market-value input; displayed series and growth include calculations: Reported total-test-equipment sales growth of xx.xx% in 2021 supports the inverse bridge from the 2021 estimate to 2020. ([semi.org](https://www.semi.org/en/news-media-press-releases/semi-press-releases/2021-global-semiconductor-equipment-sales-surge-xx.xx%xx.xx-to-industry-record-%xx.xx-billion-semi-reports))

· Evidence informing the 2021 market-value input; displayed series and growth include calculations: The xx.xx% test-equipment increase is a member-billings observation for a broader equipment class, not the final market value returned here. ([semi.org](https://www.semi.org/en/news-media-press-releases/semi-press-releases/2021-global-semiconductor-equipment-sales-surge-xx.xx%xx.xx-to-industry-record-%xx.xx-billion-semi-reports))

15. SEMI - Global Semiconductor Equipment Billings Reach Industry Record USD 107.6 Billion in 2022

· Evidence informing the 2021 market-value input; displayed series and growth include calculations: The release reports a xx.xx% contraction in total-test-equipment billings in 2022, supporting the inverse historical bridge into 2021. ([semi.org](https://www.semi.org/en/news-media-press-releases/semi-press-releases/global-semiconductor-equipment-billings-reach-industry-record-%xx.xx-billion-in-2022-semi-reports))

16. SEMI - Global Semiconductor Equipment Billings Slip to USD 106.3 Billion in 2023

· Evidence informing the 2023 market-value input; displayed series and growth include calculations: The xx.xx% broader test-equipment decline supplies a historical-cycle constraint and one small-supplier backcast assumption, not the target-market level.
([semi.org](https://www.semi.org/en/news-media-press-releases/semi-press-releases/global-semiconductor-equipment-billings-slip-to-%xx.xx-billion-in-2023-semi-reports))

17. SEMI - Global Semiconductor Equipment Billings Surged to USD 117 Billion in 2024

· Evidence informing the 2024 market-value input; displayed series and growth include calculations: Realized total-test-equipment billings increased xx.xx% in 2024. This independently checks the direction and approximate magnitude of the modeled target-market recovery without substituting the broader category for this market.
([semi.org](https://www.semi.org/en/semi-press-release/global-semiconductor-equipment-billings-surged-to-xx.xx-billion-dollars-in-2024-semi-reports))

18. SEMI - Global Semiconductor Equipment Billings Reached USD 135 Billion in 2025

· Evidence informing the 2025 market-value input; displayed series and growth include calculations: The association reports realized total-test-equipment billings growth of xx.xx% in 2025. The modeled target-market increase of approximately xx.xx% is directionally consistent; differing product boundaries prevent an exact reconciliation.
([semi.org](https://www.semi.org/en/SEMI-Reports-Global-Semiconductor-Equipment-Billings-Reached-xx.xx-Billion-in-2025))

19. Advantest - Annual Securities Report and Business Report for the Year Ended March 31, 2026

- Evidence informing the 2025 market-value input; displayed series and growth include calculations: Note xx.xx identifies customer operating leases of semiconductor test systems and JPY xx.xx of future payments receivable at March xx.xx 2025. This establishes a small supplier-specific leasing activity, not annual global leasing revenue. ([advantest.com](https://www.advantest.com/document/en/investors/ir-library/report/IR_SecuritiesandBusinesReport_84th_en.pdf))
- Evidence informing the 2026 market-value input; displayed series and growth include calculations: Future customer lease payments receivable were JPY xx.xx at March xx.xx 2026; disclosed terms were one to three years and noncancelable. These figures qualify any assumption that OEM leasing is necessarily large or offers flexible exit. ([advantest.com](https://www.advantest.com/document/en/investors/ir-library/report/IR_SecuritiesandBusinesReport_84th_en.pdf))
- Evidence informing base-year allocation inputs; displayed values and growth are calculated: Named NVIDIA-group customer receipts constrain direct fabless purchasing; fiscal/calendar and eligible-equipment attribution remain modeled.
- Evidence informing forecast-year allocation inputs; displayed values and growth are calculated: Named NVIDIA-group customer receipts constrain direct fabless purchasing; fiscal/calendar and eligible-equipment attribution remain modeled.
- Evidence informing base-year allocation inputs; displayed values and growth are calculated: Named TSMC customer receipts anchor the foundry purchasing model; other suppliers and foundries require explicit coverage assumptions.
- Evidence informing forecast-year allocation inputs; displayed values and growth are calculated: Named TSMC customer receipts anchor the foundry purchasing model; other suppliers and foundries require explicit coverage assumptions.
- Evidence informing base-year allocation inputs; displayed values and growth are calculated: The equipment-revenue policy recognizes product revenue when control transfers on contractual delivery or acceptance, supporting the purchase classification rather than service-revenue attribution. ([advantest.com](https://www.advantest.com/document/en/investors/ir-library/report/IR_SecuritiesandBusinesReport_84th_en.pdf))
- Evidence informing forecast-year allocation inputs; displayed values and growth are calculated: The equipment-revenue policy recognizes product revenue when control transfers on contractual delivery or acceptance, supporting the purchase classification rather than service-revenue attribution. ([advantest.com](https://www.advantest.com/document/en/investors/ir-library/report/IR_SecuritiesandBusinesReport_84th_en.pdf))
- Evidence informing base-year allocation inputs; displayed values and growth are calculated: Note xx.xx discloses customer operating leases, one-to-three-year noncancelable terms, and remaining payments of JPY xx.xx and JPY xx.xx at March xx.xx 2025 and March xx.xx 2026. These constrain contractual and adoption assumptions, not annual global leasing revenue or the final forecast share. ([advantest.com](https://www.advantest.com/document/en/investors/ir-library/report/IR_SecuritiesandBusinesReport_84th_en.pdf))
- Evidence informing forecast-year allocation inputs; displayed values and growth are calculated: Note xx.xx discloses customer operating leases, one-to-three-year noncancelable terms, and remaining payments of JPY xx.xx and JPY xx.xx at March xx.xx 2025 and March xx.xx 2026. These constrain contractual and adoption assumptions, not annual global leasing revenue or the final forecast share. ([advantest.com](https://www.advantest.com/document/en/investors/ir-library/report/IR_SecuritiesandBusinesReport_84th_en.pdf))
- Evidence informing base-year allocation inputs; displayed values and growth are calculated: Wholly owned regional test-system sales subsidiaries establish consolidated manufacturer selling, while customer operating leases establish an OEM leasing route; both support the contractual-role allocation premise. ([advantest.com](https://www.advantest.com/document/en/investors/ir-library/report/IR_SecuritiesandBusinesReport_84th_en.pdf))
- Evidence informing forecast-year allocation inputs; displayed values and growth are calculated: Wholly owned regional test-system sales subsidiaries establish consolidated manufacturer selling, while customer operating leases establish an OEM leasing route; both support the contractual-role allocation premise. ([advantest.com](https://www.advantest.com/document/en/investors/ir-library/report/IR_SecuritiesandBusinesReport_84th_en.pdf))
- Evidence informing base-year allocation inputs; displayed values and growth are calculated: Future customer lease payments of JPY xx.xx at March xx.xx 2025 and JPY xx.xx at March xx.xx 2026 are supplier-specific receivables, not annual global merchant lease revenue; they limit rather than verify the leasing assumptions. ([advantest.com](https://www.advantest.com/document/en/investors/ir-library/report/IR_SecuritiesandBusines

20. Amkor Technology, Inc. - Form 10-K for the Year Ended December 31, 2025

- Evidence informing the 2025 market-value input; displayed series and growth include calculations: Amkor reports 2025 capital expenditures of USD xx.xx versus USD xx.xx in 2024, covering packaging, testing and facilities. The amount is a buyer-spending constraint, not tester-only spending. ([sec.gov](https://www.sec.gov/Archives/edgar/data/xx.xx/xx.xx/amkr-xx.xx.htm))
- Evidence informing the 2026 market-value input; displayed series and growth include calculations: The filing's USD xx.xx-xx.xx 2026 capital-expenditure expectation is primarily increased by Arizona construction. It cannot be treated as an equivalent tester award or annual tester-market increment. ([sec.gov](https://www.sec.gov/Archives/edgar/data/xx.xx/xx.xx/amkr-xx.xx.htm))
- Evidence informing the 2028 market-value input; displayed series and growth include calculations: Standardized tester investment, customer-consigned equipment and equipment-redeployment risks qualify the conversion from announced capacity projects to incremental tester purchases. No project investment is added directly to the 2028 forecast. ([sec.gov](https://www.sec.gov/Archives/edgar/data/xx.xx/xx.xx/amkr-xx.xx.htm))
- Evidence informing the 2029 market-value input; displayed series and growth include calculations: The buyer's broad spending and commitment disclosures support retaining procurement-conversion and reuse uncertainty rather than equating project completion with tester sales. ([sec.gov](https://www.sec.gov/Archives/edgar/data/xx.xx/xx.xx/amkr-xx.xx.htm))
- Evidence informing base-year allocation inputs; displayed values and growth are calculated: The test-equipment accounting-life extension from five to seven years constrains the annualized production denominator against which engineering purchasing is compared. ([sec.gov](https://www.sec.gov/Archives/edgar/data/xx.xx/xx.xx/amkr-xx.xx.htm))
- Evidence informing forecast-year allocation inputs; displayed values and growth are calculated: The test-equipment accounting-life extension from five to seven years constrains the annualized production denominator against which engineering purchasing is compared. ([sec.gov](https://www.sec.gov/Archives/edgar/data/xx.xx/xx.xx/amkr-xx.xx.htm))
- Evidence informing base-year allocation inputs; displayed values and growth are calculated: Seven-year test-equipment accounting life anchors the selected purchasing-frequency proxy; broad capital expenditure is not treated as tester-only spending. ([sec.gov](https://www.sec.gov/Archives/edgar/data/xx.xx/xx.xx/amkr-xx.xx.htm))
- Evidence informing forecast-year allocation inputs; displayed values and growth are calculated: Seven-year test-equipment accounting life anchors the selected purchasing-frequency proxy; broad capital expenditure is not treated as tester-only spending. ([sec.gov](https://www.sec.gov/Archives/edgar/data/xx.xx/xx.xx/amkr-xx.xx.htm))
- Evidence informing base-year allocation inputs; displayed values and growth are calculated: Standardized platforms and customer-consigned testers qualify ownership and reuse attribution; these conditions do not establish accepted joint-purpose deployment. ([sec.gov](https://www.sec.gov/Archives/edgar/data/xx.xx/xx.xx/amkr-xx.xx.htm))
- Evidence informing forecast-year allocation inputs; displayed values and growth are calculated: Standardized platforms and customer-consigned testers qualify ownership and reuse attribution; these conditions do not establish accepted joint-purpose deployment. ([sec.gov](https://www.sec.gov/Archives/edgar/data/xx.xx/xx.xx/amkr-xx.xx.htm))
- Evidence informing base-year allocation inputs; displayed values and growth are calculated: The buyer reports approximately xx.xx% Computing sales and standardized tester investment, providing a representativeness and reuse check, not equipment-market weights. ([sec.gov](https://www.sec.gov/Archives/edgar/data/xx.xx/xx.xx/amkr-xx.xx.htm))
- Evidence informing forecast-year allocation inputs; displayed values and growth are calculated: The buyer reports approximately xx.xx% Computing sales and standardized tester investment, providing a representativeness and reuse check, not equipment-market weights. ([sec.gov](https://www.sec.gov/Archives/edgar/data/xx.xx/xx.xx/amkr-xx.xx.htm))
- Evidence informing base-year allocation inputs; displayed values and growth are calculated: Approximately xx.xx% Communications sales and customer-consigned equipment demonstrate why operator revenue and ownership cannot directly determine tester purchasing shares. ([sec.gov](https://www.sec.gov/Archives/edgar/data/xx.xx/xx.xx/amkr-xx.xx.htm))
- Evidence informing forecast-year allocation inputs; displayed values and growth are calculated: Approximately xx.xx% Communications sales and customer-consigned equipment demonstrate why operator revenue and ownership cannot directly determine tester purchasing shares. ([sec.gov](https://www.sec.gov/Archives/edgar/data/xx.xx/xx.xx/amkr-xx.xx.htm))
- Evidence informing base-year allocation inputs; displayed values and growth are calculated: Approximately xx.xx% Consumer sales provide a buyer-specific countercheck; shared-platform practices do not quantify

21. Teradyne - Magnum 2 Memory Test Solution

- Evidence informing base-year allocation inputs; displayed values and growth are calculated: Magnum xx.xx lists SRAM applications, establishing a commercial category mapping without supplying a revenue weight.
- Evidence informing forecast-year allocation inputs; displayed values and growth are calculated: Magnum xx.xx lists SRAM applications, establishing a commercial category mapping without supplying a revenue weight.
- Evidence informing base-year allocation inputs; displayed values and growth are calculated: DRAM, SRAM, NOR and NAND capability overlaps support mutually exclusive configuration attribution rather than adding advertised capabilities as sales.
- Evidence informing forecast-year allocation inputs; displayed values and growth are calculated: DRAM, SRAM, NOR and NAND capability overlaps support mutually exclusive configuration attribution rather than adding advertised capabilities as sales.
- Evidence informing base-year allocation inputs; displayed values and growth are calculated: Low-end SoC and memory applications identify a candidate combined-capability pool; actual joint customer mandates and numerical fractions remain unmeasured.
- Evidence informing forecast-year allocation inputs; displayed values and growth are calculated: Low-end SoC and memory applications identify a candidate combined-capability pool; actual joint customer mandates and numerical fractions remain unmeasured.
- Evidence informing base-year allocation inputs; displayed values and growth are calculated: Separately identifies an engineering configuration, supporting purpose classification and the direction of the modeled realization difference, not its exact numerical price ratio. ([teradyne.com](https://www.teradyne.com/products/magnum-xx.xx/))
- Evidence informing forecast-year allocation inputs; displayed values and growth are calculated: Separately identifies an engineering configuration, supporting purpose classification and the direction of the modeled realization difference, not its exact numerical price ratio. ([teradyne.com](https://www.teradyne.com/products/magnum-xx.xx/))
- Evidence informing base-year allocation inputs; displayed values and growth are calculated: Separately identifies production configurations, supporting production-purpose attribution rather than classification from family-wide capability alone. ([teradyne.com](https://www.teradyne.com/products/magnum-xx.xx/))
- Evidence informing forecast-year allocation inputs; displayed values and growth are calculated: Separately identifies production configurations, supporting production-purpose attribution rather than classification from family-wide capability alone. ([teradyne.com](https://www.teradyne.com/products/magnum-xx.xx/))
- Evidence informing base-year allocation inputs; displayed values and growth are calculated: Engineering programs can transfer to production versions; this supports conditional continuity but does not measure joint-purpose purchases or the forecast adoption multiplier. ([teradyne.com](https://www.teradyne.com/products/magnum-xx.xx/))
- Evidence informing forecast-year allocation inputs; displayed values and growth are calculated: Engineering programs can transfer to production versions; this supports conditional continuity but does not measure joint-purpose purchases or the forecast adoption multiplier. ([teradyne.com](https://www.teradyne.com/products/magnum-xx.xx/))

22. Advantest - T5835 Memory Test System

- Evidence informing base-year allocation inputs; displayed values and growth are calculated: T5835 is commercially positioned for both DRAM and NAND, supporting the cross-family classification premise but not the modeled co-primary revenue fraction.
- Evidence informing forecast-year allocation inputs; displayed values and growth are calculated: T5835 is commercially positioned for both DRAM and NAND, supporting the cross-family classification premise but not the modeled co-primary revenue fraction.

23. Advantest - T5503HS2 Memory Test System
    - Evidence informing base-year allocation inputs; displayed values and growth are calculated: DRAM/HBM product positioning establishes category mapping; the documented installed-T5503 upgrade path supports retaining upgrade-substitution uncertainty rather than assuming universal replacement.
    - Evidence informing forecast-year allocation inputs; displayed values and growth are calculated: DRAM/HBM product positioning establishes category mapping; the documented installed-T5503 upgrade path supports retaining upgrade-substitution uncertainty rather than assuming universal replacement.
24. Advantest will Showcase Latest Memory Test Solutions at Future of Memory and Storage 2024
    - Evidence informing base-year allocation inputs; displayed values and growth are calculated: The August xx.xx 2024 announcement identifies T5835 among promoted memory offerings, establishing pre-base-year commercial positioning without proving customer acceptance or sales mix.
25. Advantest - V93000 SoC Test Systems
    - Evidence informing base-year allocation inputs; displayed values and growth are calculated: Advantest classifies V93000 as a SoC Test System, supporting the commercial mapping of its reported SoC equipment pool without establishing a sales percentage.
    - Evidence informing forecast-year allocation inputs; displayed values and growth are calculated: Advantest classifies V93000 as a SoC Test System, supporting the commercial mapping of its reported SoC equipment pool without establishing a sales percentage.
    - Evidence informing base-year allocation inputs; displayed values and growth are calculated: V93000 documentation identifies reusable programs and interface hardware across generations and supplier-developed SmarTest software. These support the retained-investment condition, not a measured switching rate or forecast share. ([advantest.com](https://www.advantest.com/en/products/semiconductor-test-system/soc/v93000/))
    - Evidence informing forecast-year allocation inputs; displayed values and growth are calculated: V93000 documentation identifies reusable programs and interface hardware across generations and supplier-developed SmarTest software. These support the retained-investment condition, not a measured switching rate or forecast share. ([advantest.com](https://www.advantest.com/en/products/semiconductor-test-system/soc/v93000/))
26. Emerson Electric Co. - Form 10-K for the Year Ended September 30, 2025
    - Evidence informing base-year allocation inputs; displayed values and growth are calculated: Reported Test & Measurement sales of USD xx.xx in FY2025 and USD xx.xx in FY2024 constrain the broad NI revenue proxy, not complete SoC/memory tester revenue. ([ir.emerson.com](https://ir.emerson.com/sec-filings/all-sec-filings/content/xx.xx-xx.xx-xx.xx/emr-xx.xx.htm))
27. Emerson Electric Co. - Form 10-Q for the Quarter Ended December 31, 2025
    - Evidence informing base-year allocation inputs; displayed values and growth are calculated: December-quarter Test & Measurement sales of USD xx.xx versus USD xx.xx supply the approximate calendar bridge. Prior-period segment presentation was reclassified, limiting level comparability. ([sec.gov](https://www.sec.gov/Archives/edgar/data/xx.xx/xx.xx/emr-xx.xx.htm))
28. National Instruments Corporation - 2022 Annual Report
    - Evidence informing base-year allocation inputs; displayed values and growth are calculated: Semiconductor and Electronics represented approximately xx.xx% of NI's 2022 revenue, with approximately half from production test and half from R&D test. These historical mix observations calibrate, but do not verify, the 2025 scoped equipment budget. ([sec.gov](https://www.sec.gov/Archives/edgar/data/xx.xx/xx.xx/ny20006399x3_ars.pdf))

29. Advantest - FY2025 Financial Briefing, April 27, 2026

· Evidence informing base-year allocation inputs; displayed values and growth are calculated: Automotive/industrial/consumer/DDIC represented approximately xx.xx% and xx.xx% of fiscal SoC sales in FY2024 and FY2025, rounded to five-percentage-point increments. These application proportions constrain the mainstream equipment attribution. ([advantest.com](https://www.advantest.com/document/en/investors/ir-library/result/JE_BIZ_260427_slide.pdf))

· Evidence informing forecast-year allocation inputs; displayed values and growth are calculated: Automotive/industrial/consumer/DDIC represented approximately xx.xx% and xx.xx% of fiscal SoC sales in FY2024 and FY2025, rounded to five-percentage-point increments. These application proportions constrain the mainstream equipment attribution. ([advantest.com](https://www.advantest.com/document/en/investors/ir-library/result/JE_BIZ_260427_slide.pdf))

· Evidence informing base-year allocation inputs; displayed values and growth are calculated: Fiscal SoC sales increased from JPY xx.xx to JPY xx.xx, while computing/communications represented approximately xx.xx% of FY2025 SoC sales. This supports differentiated application-growth assumptions, not a directly observed proprietary share or future allocation. ([advantest.com](https://www.advantest.com/document/en/investors/ir-library/result/JE_BIZ_260427_slide.pdf))

· Evidence informing forecast-year allocation inputs; displayed values and growth are calculated: Fiscal SoC sales increased from JPY xx.xx to JPY xx.xx, while computing/communications represented approximately xx.xx% of FY2025 SoC sales. This supports differentiated application-growth assumptions, not a directly observed proprietary share or future allocation. ([advantest.com](https://www.advantest.com/document/en/investors/ir-library/result/JE_BIZ_260427_slide.pdf))

30. Advantest - Annual Report 2005

· Evidence informing base-year allocation inputs; displayed values and growth are calculated: The report identifies T2000's OPENSTAR basis and publicly available specifications developed through the Semiconductor Test Consortium. This supports historical standards classification only; its historical market-share statements are not used. ([www3.advantest.com](https://www3.advantest.com/documents/xx.xx/xx.xx/pdf_investor_AR2005_en.pdf))

· Evidence informing forecast-year allocation inputs; displayed values and growth are calculated: The report identifies T2000's OPENSTAR basis and publicly available specifications developed through the Semiconductor Test Consortium. This supports historical standards classification only; its historical market-share statements are not used. ([www3.advantest.com](https://www3.advantest.com/documents/xx.xx/xx.xx/pdf_investor_AR2005_en.pdf))

31. Advantest - What Is ATE (Automated Test Equipment)? Roles, Systems & Future Outlook

· Evidence informing base-year allocation inputs; displayed values and growth are calculated: Current company positioning identifies T2000 as open architecture and associates it with microcontroller and automotive applications, supporting continuity of the classification premise without measuring sales. ([advantest.com](https://www.advantest.com/en/semiconductor-basics/automated-test-equipment/))

· Evidence informing forecast-year allocation inputs; displayed values and growth are calculated: Current company positioning identifies T2000 as open architecture and associates it with microcontroller and automotive applications, supporting continuity of the classification premise without measuring sales. ([advantest.com](https://www.advantest.com/en/semiconductor-basics/automated-test-equipment/))

· Evidence informing base-year allocation inputs; displayed values and growth are calculated: The company distinguishes V93000's supplier-specific architecture from T2000's open-architecture positioning, supporting platform-level rather than supplier-wide classification. ([advantest.com](https://www.advantest.com/en/semiconductor-basics/automated-test-equipment/))

· Evidence informing forecast-year allocation inputs; displayed values and growth are calculated: The company distinguishes V93000's supplier-specific architecture from T2000's open-architecture positioning, supporting platform-level rather than supplier-wide classification. ([advantest.com](https://www.advantest.com/en/semiconductor-basics/automated-test-equipment/))

32. NI - What Is the Semiconductor Test System (STS)?

· Evidence informing base-year allocation inputs; displayed values and growth are calculated: STS is an integrated PXI-based ATE offering with broad RF, mixed-signal and MEMS positioning. This establishes the architecture and turnkey commercial model while requiring deductions for applications outside the captured SoC/memory boundary. ([ni.com](https://www.ni.com/en/shop/electronic-test-instrumentation/what-is-the-semiconductor-test-system.html))

· Evidence informing forecast-year allocation inputs; displayed values and growth are calculated: STS is an integrated PXI-based ATE offering with broad RF, mixed-signal and MEMS positioning. This establishes the architecture and turnkey commercial model while requiring deductions for applications outside the captured SoC/memory boundary. ([ni.com](https://www.ni.com/en/shop/electronic-test-instrumentation/what-is-the-semiconductor-test-system.html))

33. Marvin Test Solutions - PXIe Semiconductor Test System, TS-960e Series

· Evidence informing base-year allocation inputs; displayed values and growth are calculated: TS-960e is marketed as a complete integrated PXI Express semiconductor system for SoC applications, including proprietary application elements. It establishes commercial category participation, not the modeled smaller-system shipment count or price. ([marvintest.com](https://www.marvintest.com/Product/TS-960e-Series))

34. Emerson Electric Co. - Form 10-Q for the Quarter Ended June 30, 2026

· Evidence informing forecast-year allocation inputs; displayed values and growth are calculated: Nine-month Test & Measurement revenue of USD xx.xx versus USD xx.xx provides the broad growth calibration for the assumed 2026 eligible-equipment increase. Semiconductor and aerospace/defense both contributed, so the disclosure does not isolate open-standard SoC/memory sales. ([ir.emerson.com](https://ir.emerson.com/sec-filings/all-sec-filings/content/xx.xx-xx.xx-xx.xx/emr-xx.xx.htm))

35. PXI Systems Alliance - What Is PXI

· Evidence informing base-year allocation inputs; displayed values and growth are calculated: The association defines PXI as an open modular standard with a multi-vendor ecosystem and distinguishes its building blocks from completed application systems. This supports the governing-architecture boundary, not sales weights. ([pxisa.org](https://pxisa.org/what-is-pxi/))

· Evidence informing forecast-year allocation inputs; displayed values and growth are calculated: The association defines PXI as an open modular standard with a multi-vendor ecosystem and distinguishes its building blocks from completed application systems. This supports the governing-architecture boundary, not sales weights. ([pxisa.org](https://pxisa.org/what-is-pxi/))

36. Test Services - UTAC Group

- Evidence informing base-year allocation inputs; displayed values and growth are calculated: Reports xx.xx+ test engineers alongside 2,000+ testers, anchoring the engineering-station proxy used in the base model and carried into the forecast; it does not disclose purpose sales shares. ([utacgroup.com](https://utacgroup.com/test-services/))
- Evidence informing forecast-year allocation inputs; displayed values and growth are calculated: Reports xx.xx+ test engineers alongside 2,000+ testers, anchoring the engineering-station proxy used in the base model and carried into the forecast; it does not disclose purpose sales shares. ([utacgroup.com](https://utacgroup.com/test-services/))
- Evidence informing base-year allocation inputs; displayed values and growth are calculated: The 2,000+ tester fleet provides an operator-stock benchmark that is converted to annual value only through the disclosed purchasing-frequency assumptions. ([utacgroup.com](https://utacgroup.com/test-services/))
- Evidence informing forecast-year allocation inputs; displayed values and growth are calculated: The 2,000+ tester fleet provides an operator-stock benchmark that is converted to annual value only through the disclosed purchasing-frequency assumptions. ([utacgroup.com](https://utacgroup.com/test-services/))
- Evidence informing base-year allocation inputs; displayed values and growth are calculated: Advertises engineering services and production testing within the same business, supporting commercial coexistence but not the assumed accepted joint-purpose percentage or future adoption. ([utacgroup.com](https://utacgroup.com/test-services/))
- Evidence informing forecast-year allocation inputs; displayed values and growth are calculated: Advertises engineering services and production testing within the same business, supporting commercial coexistence but not the assumed accepted joint-purpose percentage or future adoption. ([utacgroup.com](https://utacgroup.com/test-services/))

37. Efforts to Provide Value Through Business - Advantest

- Evidence informing base-year allocation inputs; displayed values and growth are calculated: States typical customer equipment use of xx.xx-xx.xx years, providing a longer-use sensitivity for the stock-to-purchasing-value bridge rather than a measured engineering share. ([advantest.com](https://www.advantest.com/en/about/sustainability/society/responding-product-liability/))
- Evidence informing base-year allocation inputs; displayed values and growth are calculated: The xx.xx-xx.xx-year use period constrains replacement assumptions and is distinguished from the buyer accounting-life proxy used in the working model. ([advantest.com](https://www.advantest.com/en/about/sustainability/society/responding-product-liability/))

38. A New Approach for IC Test - Leveraging the Strength of the PXI Platform - NI

- Evidence informing base-year allocation inputs; displayed values and growth are calculated: Describes scalable characterization and production configurations and the commercial constraints of traditional laboratory ATE, supporting a distinct engineering purchasing model. ([ni.com](https://www.ni.com/en/shop/electronic-test-instrumentation/what-is-the-semiconductor-test-system/a-new-approach-for-ic-test---leveraging-the-strength-of-the-pxi-.html))
- Evidence informing forecast-year allocation inputs; displayed values and growth are calculated: Describes scalable characterization and production configurations and the commercial constraints of traditional laboratory ATE, supporting a distinct engineering purchasing model. ([ni.com](https://www.ni.com/en/shop/electronic-test-instrumentation/what-is-the-semiconductor-test-system/a-new-approach-for-ic-test---leveraging-the-strength-of-the-pxi-.html))
- Evidence informing base-year allocation inputs; displayed values and growth are calculated: Shared hardware and software support a continuity scenario, but the record provides neither accepted joint-deployment revenue nor future penetration; both remain explicit assumptions. ([ni.com](https://www.ni.com/en/shop/electronic-test-instrumentation/what-is-the-semiconductor-test-system/a-new-approach-for-ic-test---leveraging-the-strength-of-the-pxi-.html))
- Evidence informing forecast-year allocation inputs; displayed values and growth are calculated: Shared hardware and software support a continuity scenario, but the record provides neither accepted joint-deployment revenue nor future penetration; both remain explicit assumptions. ([ni.com](https://www.ni.com/en/shop/electronic-test-instrumentation/what-is-the-semiconductor-test-system/a-new-approach-for-ic-test---leveraging-the-strength-of-the-pxi-.html))

39. Teradyne - 2025 Annual Report to Shareholders

· Evidence informing base-year allocation inputs; displayed values and growth are calculated: The USD xx.xx Compute application weight anchors the scoped Computing allocation. ([investors.teradyne.com](https://investors.teradyne.com/sec-filings/all-sec-filings/content/xx.xx-xx.xx-xx.xx/xx.xx-xx.xx-xx.xx.pdf))

· Evidence informing base-year allocation inputs; displayed values and growth are calculated: The USD xx.xx Mobility weight and networking exposure support the modeled Communications bridge. ([investors.teradyne.com](https://investors.teradyne.com/sec-filings/all-sec-filings/content/xx.xx-xx.xx-xx.xx/xx.xx-xx.xx-xx.xx.pdf))

· Evidence informing base-year allocation inputs; displayed values and growth are calculated: Published application buckets constrain the budget, but the consumer carve-out is an explicit attribution assumption. ([investors.teradyne.com](https://investors.teradyne.com/sec-filings/all-sec-filings/content/xx.xx-xx.xx-xx.xx/xx.xx-xx.xx-xx.xx.pdf))

· Evidence informing base-year allocation inputs; displayed values and growth are calculated: USD xx.xx Auto-Industrial revenue supplies the pre-exclusion pool, not an observed Automotive subtotal. ([investors.teradyne.com](https://investors.teradyne.com/sec-filings/all-sec-filings/content/xx.xx-xx.xx-xx.xx/xx.xx-xx.xx-xx.xx.pdf))

· Evidence informing base-year allocation inputs; displayed values and growth are calculated: The shared Auto-Industrial pool constrains Industrial Electronics after scope and end-use adjustments. ([investors.teradyne.com](https://investors.teradyne.com/sec-filings/all-sec-filings/content/xx.xx-xx.xx-xx.xx/xx.xx-xx.xx-xx.xx.pdf))

· Evidence informing base-year allocation inputs; displayed values and growth are calculated: The application budget constrains the modeled specialized tail; separate Product Test defense revenue is excluded. ([investors.teradyne.com](https://investors.teradyne.com/sec-filings/all-sec-filings/content/xx.xx-xx.xx-xx.xx/xx.xx-xx.xx-xx.xx.pdf))

40. TSMC - 2025 Form 20-F

· Evidence informing base-year allocation inputs; displayed values and growth are calculated: 2025 HPC revenue of NT$xx.xx anchors the adjusted logic-demand proxy; networking is separated by assumption. ([investor.tsmc.com](https://investor.tsmc.com/sites/ir/sec-filings/2025_20F%20Report.pdf))

· Evidence informing base-year allocation inputs; displayed values and growth are calculated: Smartphone revenue of NT$xx.xx and networking within HPC constrain Communications, with an explicit equipment-intensity bridge. ([investor.tsmc.com](https://investor.tsmc.com/sites/ir/sec-filings/2025_20F%20Report.pdf))

41. Micron Technology - Form 10-K for the Year Ended August 28, 2025

· Evidence informing base-year allocation inputs; displayed values and growth are calculated: Cloud, data-center and client business revenues constrain Computing's memory-equipment proxy, not equipment receipts directly. ([s25.q4cdn.com](https://s25.q4cdn.com/xx.xx/files/doc_financials/2025/ar/2025-Form-xx.xx-K.pdf))

· Evidence informing base-year allocation inputs; displayed values and growth are calculated: Mobile/client and data-center revenues provide the economic pool for modeled mobile and networking attribution. ([s25.q4cdn.com](https://s25.q4cdn.com/xx.xx/files/doc_financials/2025/ar/2025-Form-xx.xx-K.pdf))

· Evidence informing base-year allocation inputs; displayed values and growth are calculated: USD xx.xx Automotive and Embedded revenue constrains the modeled consumer-memory tail. ([s25.q4cdn.com](https://s25.q4cdn.com/xx.xx/files/doc_financials/2025/ar/2025-Form-xx.xx-K.pdf))

· Evidence informing base-year allocation inputs; displayed values and growth are calculated: The embedded business supplies a bounded activity proxy requiring scope, realization and end-use adjustments. ([s25.q4cdn.com](https://s25.q4cdn.com/xx.xx/files/doc_financials/2025/ar/2025-Form-xx.xx-K.pdf))

· Evidence informing base-year allocation inputs; displayed values and growth are calculated: The embedded business constrains Industrial Electronics memory activity; its equipment conversion is assumed. ([s25.q4cdn.com](https://s25.q4cdn.com/xx.xx/files/doc_financials/2025/ar/2025-Form-xx.xx-K.pdf))

· Evidence informing base-year allocation inputs; displayed values and growth are calculated: The embedded pool bounds the specialized-memory tail; no separate defense revenue is reported. ([s25.q4cdn.com](https://s25.q4cdn.com/xx.xx/files/doc_financials/2025/ar/2025-Form-xx.xx-K.pdf))

42. Semiconductor Industry Association - 2025 Factbook

· Evidence informing base-year allocation inputs; displayed values and growth are calculated: 2024 PC/Computer semiconductor demand of xx.xx% enters only the scope-adjusted secondary-supplier proxy. ([semiconductors.org](https://www.semiconductors.org/wp-content/uploads/2025/xx.xx/2025-SIA-Factbook-FINAL-xx.xx.pdf))

· Evidence informing base-year allocation inputs; displayed values and growth are calculated: 2024 Communications demand of xx.xx% is adjusted for eligible equipment scope before use. ([semiconductors.org](https://www.semiconductors.org/wp-content/uploads/2025/xx.xx/2025-SIA-Factbook-FINAL-xx.xx.pdf))

· Evidence informing base-year allocation inputs; displayed values and growth are calculated: Consumer semiconductor demand of xx.xx% anchors the adjusted minor-application weights. ([semiconductors.org](https://www.semiconductors.org/wp-content/uploads/2025/xx.xx/2025-SIA-Factbook-FINAL-xx.xx.pdf))

· Evidence informing base-year allocation inputs; displayed values and growth are calculated: Automotive demand of xx.xx% is reduced for non-SoC exposure in the commercial proxy. ([semiconductors.org](https://www.semiconductors.org/wp-content/uploads/2025/xx.xx/2025-SIA-Factbook-FINAL-xx.xx.pdf))

· Evidence informing base-year allocation inputs; displayed values and growth are calculated: Industrial demand of xx.xx% anchors a scope-adjusted weight, not a tester-equipment share. ([semiconductors.org](https://www.semiconductors.org/wp-content/uploads/2025/xx.xx/2025-SIA-Factbook-FINAL-xx.xx.pdf))

· Evidence informing base-year allocation inputs; displayed values and growth are calculated: Government demand of xx.xx%, including military, constrains the specialized end-use proxy. ([semiconductors.org](https://www.semiconductors.org/wp-content/uploads/2025/xx.xx/2025-SIA-Factbook-FINAL-xx.xx.pdf))

43. WSTS - Semiconductor Market Insights, October 2024

· Evidence informing base-year allocation inputs; displayed values and growth are calculated: The detailed Consumer definition includes entertainment products, household white goods and personal wearables, supporting consistent end-use attribution. ([semiconductors.org](https://www.semiconductors.org/wp-content/uploads/2025/xx.xx/WSTS-Presentation-Subscription-Oct2024.pdf))

· Evidence informing forecast-year allocation inputs; displayed values and growth are calculated: The detailed Consumer definition includes entertainment products, household white goods and personal wearables, supporting consistent end-use attribution. ([semiconductors.org](https://www.semiconductors.org/wp-content/uploads/2025/xx.xx/WSTS-Presentation-Subscription-Oct2024.pdf))

· Evidence informing base-year allocation inputs; displayed values and growth are calculated: Industrial includes professional test, control and measuring equipment, distinguishing it from household consumer equipment. ([semiconductors.org](https://www.semiconductors.org/wp-content/uploads/2025/xx.xx/WSTS-Presentation-Subscription-Oct2024.pdf))

· Evidence informing forecast-year allocation inputs; displayed values and growth are calculated: Industrial includes professional test, control and measuring equipment, distinguishing it from household consumer equipment. ([semiconductors.org](https://www.semiconductors.org/wp-content/uploads/2025/xx.xx/WSTS-Presentation-Subscription-Oct2024.pdf))

· Evidence informing base-year allocation inputs; displayed values and growth are calculated: Government is defined as military and aerospace in the detailed end-use illustration, supporting the retained category mapping. ([semiconductors.org](https://www.semiconductors.org/wp-content/uploads/2025/xx.xx/WSTS-Presentation-Subscription-Oct2024.pdf))

· Evidence informing forecast-year allocation inputs; displayed values and growth are calculated: Government is defined as military and aerospace in the detailed end-use illustration, supporting the retained category mapping. ([semiconductors.org](https://www.semiconductors.org/wp-content/uploads/2025/xx.xx/WSTS-Presentation-Subscription-Oct2024.pdf))

44. NXP Semiconductors - Form 10-K for the Year Ended December 31, 2025

· Evidence informing base-year allocation inputs; displayed values and growth are calculated: 2025 Automotive revenue of USD xx.xx, down xx.xx%, qualifies assumptions of immediate equipment-demand acceleration. ([sec.gov](https://www.sec.gov/Archives/edgar/data/xx.xx/xx.xx/nxpi-xx.xx.htm))

· Evidence informing forecast-year allocation inputs; displayed values and growth are calculated: 2025 Automotive revenue of USD xx.xx, down xx.xx%, qualifies assumptions of immediate equipment-demand acceleration. ([sec.gov](https://www.sec.gov/Archives/edgar/data/xx.xx/xx.xx/nxpi-xx.xx.htm))

· Evidence informing base-year allocation inputs; displayed values and growth are calculated: Industrial & IoT revenue of USD xx.xx increased xx.xx%, constraining the near-term recovery assumption rather than measuring tester sales. ([sec.gov](https://www.sec.gov/Archives/edgar/data/xx.xx/xx.xx/nxpi-xx.xx.htm))

· Evidence informing forecast-year allocation inputs; displayed values and growth are calculated: Industrial & IoT revenue of USD xx.xx increased xx.xx%, constraining the near-term recovery assumption rather than measuring tester sales. ([sec.gov](https://www.sec.gov/Archives/edgar/data/xx.xx/xx.xx/nxpi-xx.xx.htm))

45. NXP Semiconductors - Product Longevity
    - Evidence informing forecast-year allocation inputs; displayed values and growth are calculated: Participating products have minimum xx.xx- or xx.xx-year longevity periods; these do not establish tester replacement or support periods.
    ([nxp.com](https://www.nxp.com/products/nxp-product-information/nxp-product-programs/product-longevity%3APRDCT_LONGEVITY_HM))
    - Evidence informing forecast-year allocation inputs; displayed values and growth are calculated: The disclosed longevity condition supports retaining lifecycle uncertainty rather than inferring automatic recurring equipment purchases.
    ([nxp.com](https://www.nxp.com/products/nxp-product-information/nxp-product-programs/product-longevity%3APRDCT_LONGEVITY_HM))
46. DLA ASSIST-QuickSearch - MIL-PRF-38535 Document Details
    - Evidence informing base-year allocation inputs; displayed values and growth are calculated: The official record concerns covered microcircuits and manufacturer qualification, not tester-brand approval or equipment awards; no qualification-derived revenue premium is assumed.
    ([quicksearch.dla.mil](https://quicksearch.dla.mil/qsDocDetails.aspx?ident_number=xx.xx))
    - Evidence informing forecast-year allocation inputs; displayed values and growth are calculated: The official record concerns covered microcircuits and manufacturer qualification, not tester-brand approval or equipment awards; no qualification-derived revenue premium is assumed.
    ([quicksearch.dla.mil](https://quicksearch.dla.mil/qsDocDetails.aspx?ident_number=xx.xx))
47. ASE Technology Holding - Fourth Quarter and Full Year 2025 Financial Results, Form 6-K, February 5, 2026
    - Evidence informing base-year allocation inputs; displayed values and growth are calculated: ASE reports USD xx.xx of 2025 testing-equipment capital expenditure, a monetary purchasing anchor before complete-tester scope deductions.
    - Evidence informing forecast-year allocation inputs; displayed values and growth are calculated: ASE reports USD xx.xx of 2025 testing-equipment capital expenditure, a monetary purchasing anchor before complete-tester scope deductions.
48. ChipMOS - FY2025 and Fourth Quarter 2025 Investor Presentation
    - Evidence informing base-year allocation inputs; displayed values and growth are calculated: The presentation reports TWD xx.xx of 2025 capital expenditure and a xx.xx% testing allocation; currency and complete-tester attribution are modeled bridges.
    - Evidence informing forecast-year allocation inputs; displayed values and growth are calculated: The presentation reports TWD xx.xx of 2025 capital expenditure and a xx.xx% testing allocation; currency and complete-tester attribution are modeled bridges.
49. Alchip - Advanced Testing Services
    - Evidence informing base-year allocation inputs; displayed values and growth are calculated: Alchip identifies an owned V93K hosted at a test house. This supports category and ownership attribution, not annual purchase quantities, prices or the forecast.
    - Evidence informing forecast-year allocation inputs; displayed values and growth are calculated: Alchip identifies an owned V93K hosted at a test house. This supports category and ownership attribution, not annual purchase quantities, prices or the forecast.
50. University of Utah Nanofab - Verigy Tester
    - Evidence informing base-year allocation inputs; displayed values and growth are calculated: The university lists a V93000 SoC platform and access arrangement. This establishes an institutional equipment category, not a 2025 purchase or future procurement.
    - Evidence informing forecast-year allocation inputs; displayed values and growth are calculated: The university lists a V93000 SoC platform and access arrangement. This establishes an institutional equipment category, not a 2025 purchase or future procurement.

51. TEAM A.T.E. - Services

- Evidence informing base-year allocation inputs; displayed values and growth are calculated: The company describes pre-owned purchases and sales across SoC and memory ATE, supporting inclusion of eligible secondary-market purchases. Its undated offering page supplies category evidence, not 2025 transaction value. ([team-ate.com](https://www.team-ate.com/services))
- Evidence informing forecast-year allocation inputs; displayed values and growth are calculated: The company describes pre-owned purchases and sales across SoC and memory ATE, supporting inclusion of eligible secondary-market purchases. Its undated offering page supplies category evidence, not 2025 transaction value. ([team-ate.com](https://www.team-ate.com/services))
- Evidence informing base-year allocation inputs; displayed values and growth are calculated: System rentals, rent-to-own arrangements and leases establish a third-party equipment-access route. The stated field-service limitation qualifies universal availability; neither the offering nor its category list supplies numerical leasing weights. ([team-ate.com](https://www.team-ate.com/services))
- Evidence informing forecast-year allocation inputs; displayed values and growth are calculated: System rentals, rent-to-own arrangements and leases establish a third-party equipment-access route. The stated field-service limitation qualifies universal availability; neither the offering nor its category list supplies numerical leasing weights. ([team-ate.com](https://www.team-ate.com/services))
- Evidence informing base-year allocation inputs; displayed values and growth are calculated: The company distinguishes its representation activities from inventory-based equipment transactions, supporting role-specific classification rather than assigning every represented OEM transaction to resale. ([team-ate.com](https://www.team-ate.com/services))
- Evidence informing forecast-year allocation inputs; displayed values and growth are calculated: The company distinguishes its representation activities from inventory-based equipment transactions, supporting role-specific classification rather than assigning every represented OEM transaction to resale. ([team-ate.com](https://www.team-ate.com/services))
- Evidence informing base-year allocation inputs; displayed values and growth are calculated: Purchasing surplus equipment for inventory, SoC/memory equipment offerings and rental/lease arrangements establish merchant commercial routes. The absence of a worldwide field-service organization qualifies support assumptions but supplies no revenue weight. ([team-ate.com](https://www.team-ate.com/services))
- Evidence informing forecast-year allocation inputs; displayed values and growth are calculated: Purchasing surplus equipment for inventory, SoC/memory equipment offerings and rental/lease arrangements establish merchant commercial routes. The absence of a worldwide field-service organization qualifies support assumptions but supplies no revenue weight. ([team-ate.com](https://www.team-ate.com/services))

52. Advantest Pre-Owned Solutions - Business

- Evidence informing base-year allocation inputs; displayed values and growth are calculated: The OEM's pre-owned business includes equipment resale, license switching, installation and maintenance support. This supports the purchase boundary beyond new equipment, without establishing resale revenue or a future share. ([advantest.com](https://www.advantest.com/en/customer-services/apo/business/))
- Evidence informing forecast-year allocation inputs; displayed values and growth are calculated: The OEM's pre-owned business includes equipment resale, license switching, installation and maintenance support. This supports the purchase boundary beyond new equipment, without establishing resale revenue or a future share. ([advantest.com](https://www.advantest.com/en/customer-services/apo/business/))
- Evidence informing base-year allocation inputs; displayed values and growth are calculated: OEM-managed pre-owned transactions include license switching, installation and maintenance, supporting direct classification when the consolidated manufacturer is the seller regardless of equipment age. ([advantest.com](https://www.advantest.com/en/customer-services/apo/business/))
- Evidence informing forecast-year allocation inputs; displayed values and growth are calculated: OEM-managed pre-owned transactions include license switching, installation and maintenance, supporting direct classification when the consolidated manufacturer is the seller regardless of equipment age. ([advantest.com](https://www.advantest.com/en/customer-services/apo/business/))
- Evidence informing base-year allocation inputs; displayed values and growth are calculated: The OEM-managed resale alternative qualifies an assumption that all pre-owned equipment passes through independent resellers and provides a commercial counterforce to merchant growth, without measuring its magnitude. ([advantest.com](https://www.advantest.com/en/customer-services/apo/business/))
- Evidence informing forecast-year allocation inputs; displayed values and growth are calculated: The OEM-managed resale alternative qualifies an assumption that all pre-owned equipment passes through independent resellers and provides a commercial counterforce to merchant growth, without measuring its magnitude. ([advantest.com](https://www.advantest.com/en/customer-services/apo/business/))

53. IFRS Foundation - IFRIC Update March 2023: Definition of a Lease-Substitution Rights

- Evidence informing base-year allocation inputs; displayed values and growth are calculated: The identified-asset, control and substantive-substitution criteria support distinguishing equipment leasing from outsourced testing services. This is a classification premise for both anchors, not evidence of market prevalence. ([ifrs.org](https://www.ifrs.org/news-and-events/updates/ifric/2023/ifric-update-march-2023/))
- Evidence informing forecast-year allocation inputs; displayed values and growth are calculated: The identified-asset, control and substantive-substitution criteria support distinguishing equipment leasing from outsourced testing services. This is a classification premise for both anchors, not evidence of market prevalence. ([ifrs.org](https://www.ifrs.org/news-and-events/updates/ifric/2023/ifric-update-march-2023/))

54. Spirox Corporation - 2025 Annual Report

- Evidence informing base-year allocation inputs; displayed values and growth are calculated: Consolidated revenue decreased from NTD xx.xx in 2024 to NTD xx.xx in 2025, providing a mixed-product intermediary countercheck to uniform channel growth rather than a global allocation weight. ([file.spirox.com.tw](https://file.spirox.com.tw/Annual%20Reports/2025/xx.xx%E5%B9%B4%E5%BA%A6%E5%B9%B4%E5%A0%B1%xx.xx%E8%8B%B1%E6%xx.xx%xx.xx%xx.xx.pdf))
- Evidence informing forecast-year allocation inputs; displayed values and growth are calculated: Consolidated revenue decreased from NTD xx.xx in 2024 to NTD xx.xx in 2025, providing a mixed-product intermediary countercheck to uniform channel growth rather than a global allocation weight. ([file.spirox.com.tw](https://file.spirox.com.tw/Annual%20Reports/2025/xx.xx%E5%B9%B4%E5%BA%A6%E5%B9%B4%E5%A0%B1%xx.xx%E8%8B%B1%E6%xx.xx%xx.xx%xx.xx.pdf))
- Evidence informing base-year allocation inputs; displayed values and growth are calculated: Semiconductor-equipment revenue was NTD xx.xx in 2025, separately from service and maintenance. Agency/distribution, own products and adjacent equipment prevent attributing the full amount to merchant SoC/memory tester sales. ([file.spirox.com.tw](https://file.spirox.com.tw/Annual%20Reports/2025/xx.xx%E5%B9%B4%E5%BA%A6%E5%B9%B4%E5%A0%B1%xx.xx%E8%8B%B1%E6%xx.xx%xx.xx%xx.xx.pdf))
- Evidence informing forecast-year allocation inputs; displayed values and growth are calculated: Semiconductor-equipment revenue was NTD xx.xx in 2025, separately from service and maintenance. Agency/distribution, own products and adjacent equipment prevent attributing the full amount to merchant SoC/memory tester sales. ([file.spirox.com.tw](https://file.spirox.com.tw/Annual%20Reports/2025/xx.xx%E5%B9%B4%E5%BA%A6%E5%B9%B4%E5%A0%B1%xx.xx%E8%8B%B1%E6%xx.xx%xx.xx%xx.xx.pdf))

55. KYEC (2449) - Q4 2025 Investor Update

- Evidence informing base-year allocation inputs; displayed values and growth are calculated: KYEC reports 2025 wafer-probe revenue at xx.xx%; this is a buyer-activity input requiring the disclosed equipment-value and coverage corrections, not a directly observed tester share.
- Evidence informing forecast-year allocation inputs; displayed values and growth are calculated: KYEC reports 2025 wafer-probe revenue at xx.xx%; this is a buyer-activity input requiring the disclosed equipment-value and coverage corrections, not a directly observed tester share.
- Evidence informing base-year allocation inputs; displayed values and growth are calculated: Reported final-test revenue of xx.xx% supplies the conventional package-test proxy before the assumed exclusion of adjacent activity.
- Evidence informing forecast-year allocation inputs; displayed values and growth are calculated: Reported final-test revenue of xx.xx% supplies the conventional package-test proxy before the assumed exclusion of adjacent activity.
- Evidence informing base-year allocation inputs; displayed values and growth are calculated: The company's xx.xx% data-processing application mix anchors the modeled addressable advanced-SoC purchasing cohort; it does not measure bare-die equipment sales.
- Evidence informing forecast-year allocation inputs; displayed values and growth are calculated: The company's xx.xx% data-processing application mix anchors the modeled addressable advanced-SoC purchasing cohort; it does not measure bare-die equipment sales.
- Evidence informing base-year allocation inputs; displayed values and growth are calculated: The same application-mix input constrains the intermediate-assembly cohort; reported capital expenditure is a broad spending cross-check, not insertion-specific equipment revenue.
- Evidence informing forecast-year allocation inputs; displayed values and growth are calculated: The same application-mix input constrains the intermediate-assembly cohort; reported capital expenditure is a broad spending cross-check, not insertion-specific equipment revenue.

56. Advantest to Showcase Latest Test Solutions at SEMICON Southeast Asia 2025, May 20-22
· Evidence informing base-year allocation inputs; displayed values and growth are calculated: The May xx.xx 2025 announcement identifies a die-level handler linked with a tester for singulated dies, establishing a base-year commercial offering but not its delivered equipment receipts.
· Evidence informing forecast-year allocation inputs; displayed values and growth are calculated: The May xx.xx 2025 announcement identifies a die-level handler linked with a tester for singulated dies, establishing a base-year commercial offering but not its delivered equipment receipts.
· Evidence informing base-year allocation inputs; displayed values and growth are calculated: The same dated offering includes partially assembled dies. Only attributable tester receipts, not the handler value, enter the allocation model.
· Evidence informing forecast-year allocation inputs; displayed values and growth are calculated: The same dated offering includes partially assembled dies. Only attributable tester receipts, not the handler value, enter the allocation model.
57. Teradyne - Second-Quarter 2025 Earnings Call Prepared Remarks, July 30, 2025
· Evidence informing base-year allocation inputs; displayed values and growth are calculated: July xx.xx 2025 prepared remarks report an HBM4 post-stack win and state that the new insertion was not pervasive, qualifying the assumed intermediate-assembly uptake.
· Evidence informing forecast-year allocation inputs; displayed values and growth are calculated: July xx.xx 2025 prepared remarks report an HBM4 post-stack win and state that the new insertion was not pervasive, qualifying the assumed intermediate-assembly uptake.
· Evidence informing base-year allocation inputs; displayed values and growth are calculated: The remarks distinguish new system purchases from upgrades of existing capacity. This supports retaining reuse and incremental-receipt adjustments rather than equating every new deployment opportunity with a full new tester.
· Evidence informing forecast-year allocation inputs; displayed values and growth are calculated: The remarks distinguish new system purchases from upgrades of existing capacity. This supports retaining reuse and incremental-receipt adjustments rather than equating every new deployment opportunity with a full new tester.
58. Teradyne Introduces Integrated Test Solution for AI and Data Center Devices in Collaboration with Tokyo Electron
· Evidence informing forecast-year allocation inputs; displayed values and growth are calculated: The June xx.xx 2026 coordinated singulated-device offering supports commercial availability relevant to the forecast; it does not establish 2025 sales or the modeled 2032 penetration.
· Evidence informing forecast-year allocation inputs; displayed values and growth are calculated: The offering references multiple advanced-packaging points, but this is not evidence that an individual delivery has accepted multi-insertion coverage.
59. Amkor Technology - IC Semiconductor Test Services
· Evidence informing base-year allocation inputs; displayed values and growth are calculated: The company's service description separates wafer probe, testing between assembly steps and final testing, supporting the insertion mapping rather than a sales weight or complete-tester purchase requirement.
· Evidence informing forecast-year allocation inputs; displayed values and growth are calculated: The company's service description separates wafer probe, testing between assembly steps and final testing, supporting the insertion mapping rather than a sales weight or complete-tester purchase requirement.

17.15. Spain

Table 400. Spain SoC & Memory Semiconductor Tester Market Size, 2017-2040 (USD Million)

Country	2017	2024	2025	2026	2027	2032	2040	CAGR (%)
Spain	xx.xx	xx.xx	xx.xx	xx.xx	xx.xx	xx.xx	xx.xx	xx.xx

Table 401. Spain SoC & Memory Semiconductor Tester Market Size, by Tester Type, 2017-2040 (USD Million)

Tester Type	2017	2024	2025	2026	2027	2032	2040	CAGR (%)
Combined SoC & Memory Testers	xx.xx	xx.xx	xx.xx	xx.xx	xx.xx	xx.xx	xx.xx	xx.xx
Memory Testers	xx.xx	xx.xx	xx.xx	xx.xx	xx.xx	xx.xx	xx.xx	xx.xx
SoC Testers	xx.xx	xx.xx	xx.xx	xx.xx	xx.xx	xx.xx	xx.xx	xx.xx
Total	**xx.xx**	**xx.xx**	**xx.xx**	**xx.xx**	**xx.xx**	**xx.xx**	**xx.xx**	**xx.xx**

Table 402. Spain SoC & Memory Semiconductor Tester Market Size, by Memory Testers, 2017-2040 (USD Million)

Memory Testers	2017	2024	2025	2026	2027	2032	2040	CAGR (%)
DRAM Testers	xx.xx	xx.xx	xx.xx	xx.xx	xx.xx	xx.xx	xx.xx	xx.xx
Multi-Family Memory Testers	xx.xx	xx.xx	xx.xx	xx.xx	xx.xx	xx.xx	xx.xx	xx.xx
Nonvolatile Memory Testers	xx.xx	xx.xx	xx.xx	xx.xx	xx.xx	xx.xx	xx.xx	xx.xx
SRAM Testers	xx.xx	xx.xx	xx.xx	xx.xx	xx.xx	xx.xx	xx.xx	xx.xx
Total	**xx.xx**	**xx.xx**	**xx.xx**	**xx.xx**	**xx.xx**	**xx.xx**	**xx.xx**	**xx.xx**

Table 403. Spain SoC & Memory Semiconductor Tester Market Size, by Platform Architecture, 2017-2040 (USD Million)

Platform Architecture	2017	2024	2025	2026	2027	2032	2040	CAGR (%)
Open-Standard ATE Platforms	xx.xx	xx.xx	xx.xx	xx.xx	xx.xx	xx.xx	xx.xx	xx.xx
Proprietary ATE Platforms	xx.xx	xx.xx	xx.xx	xx.xx	xx.xx	xx.xx	xx.xx	xx.xx
Total	**xx.xx**	**xx.xx**	**xx.xx**	**xx.xx**	**xx.xx**	**xx.xx**	**xx.xx**	**xx.xx**

Table 404. Spain SoC & Memory Semiconductor Tester Market Size, by Test Purpose, 2017-2040 (USD Million)

Test Purpose	2017	2024	2025	2026	2027	2032	2040	CAGR (%)
Combined Engineering and Production Testing	xx.xx	xx.xx	xx.xx	xx.xx	xx.xx	xx.xx	xx.xx	xx.xx
Engineering Evaluation and Characterization	xx.xx	xx.xx	xx.xx	xx.xx	xx.xx	xx.xx	xx.xx	xx.xx
Production Testing	xx.xx	xx.xx	xx.xx	xx.xx	xx.xx	xx.xx	xx.xx	xx.xx
Total	**xx.xx**	**xx.xx**	**xx.xx**	**xx.xx**	**xx.xx**	**xx.xx**	**xx.xx**	**xx.xx**

Table 405. Spain SoC & Memory Semiconductor Tester Market Size, by Semiconductor End Market, 2017-2040 (USD Million)

Semiconductor End Market	2017	2024	2025	2026	2027	2032	2040	CAGR (%)
Aerospace and Defense	xx.xx	xx.xx	xx.xx	xx.xx	xx.xx	xx.xx	xx.xx	xx.xx
Automotive	xx.xx	xx.xx	xx.xx	xx.xx	xx.xx	xx.xx	xx.xx	xx.xx
Communications	xx.xx	xx.xx	xx.xx	xx.xx	xx.xx	xx.xx	xx.xx	xx.xx
Computing	xx.xx	xx.xx	xx.xx	xx.xx	xx.xx	xx.xx	xx.xx	xx.xx
Consumer Electronics	xx.xx	xx.xx	xx.xx	xx.xx	xx.xx	xx.xx	xx.xx	xx.xx
Industrial Electronics	xx.xx	xx.xx	xx.xx	xx.xx	xx.xx	xx.xx	xx.xx	xx.xx
Total	**xx.xx**	**xx.xx**	**xx.xx**	**xx.xx**	**xx.xx**	**xx.xx**	**xx.xx**	**xx.xx**

Table 406. Spain SoC & Memory Semiconductor Tester Market Size, by Buyer Type, 2017-2040 (USD Million)

Buyer Type	2017	2024	2025	2026	2027	2032	2040	CAGR (%)
Fabless Semiconductor Companies	xx.xx	xx.xx	xx.xx	xx.xx	xx.xx	xx.xx	xx.xx	xx.xx
Integrated Device Manufacturers	xx.xx	xx.xx	xx.xx	xx.xx	xx.xx	xx.xx	xx.xx	xx.xx
Outsourced Assembly and Test Providers	xx.xx	xx.xx	xx.xx	xx.xx	xx.xx	xx.xx	xx.xx	xx.xx
Research and Academic Institutions	xx.xx	xx.xx	xx.xx	xx.xx	xx.xx	xx.xx	xx.xx	xx.xx
Semiconductor Design and IP Service Providers	xx.xx	xx.xx	xx.xx	xx.xx	xx.xx	xx.xx	xx.xx	xx.xx
Semiconductor Foundries	xx.xx	xx.xx	xx.xx	xx.xx	xx.xx	xx.xx	xx.xx	xx.xx
System Companies	xx.xx	xx.xx	xx.xx	xx.xx	xx.xx	xx.xx	xx.xx	xx.xx
Total	**xx.xx**	**xx.xx**	**xx.xx**	**xx.xx**	**xx.xx**	**xx.xx**	**xx.xx**	**xx.xx**

Table 407. Spain SoC & Memory Semiconductor Tester Market Size, by Acquisition Model, 2017-2040 (USD Million)

Acquisition Model	2017	2024	2025	2026	2027	2032	2040	CAGR (%)
Equipment Leasing	xx.xx	xx.xx	xx.xx	xx.xx	xx.xx	xx.xx	xx.xx	xx.xx
Equipment Purchase	xx.xx	xx.xx	xx.xx	xx.xx	xx.xx	xx.xx	xx.xx	xx.xx
Total	**xx.xx**	**xx.xx**	**xx.xx**	**xx.xx**	**xx.xx**	**xx.xx**	**xx.xx**	**xx.xx**

Table 408. Spain SoC & Memory Semiconductor Tester Market Size, by Sales Channel, 2017-2040 (USD Million)

Sales Channel	2017	2024	2025	2026	2027	2032	2040	CAGR (%)
Direct Sales	xx.xx	xx.xx	xx.xx	xx.xx	xx.xx	xx.xx	xx.xx	xx.xx
Distributor and Reseller Sales	xx.xx	xx.xx	xx.xx	xx.xx	xx.xx	xx.xx	xx.xx	xx.xx
Total	**xx.xx**	**xx.xx**	**xx.xx**	**xx.xx**	**xx.xx**	**xx.xx**	**xx.xx**	**xx.xx**

Table 409. Spain SoC & Memory Semiconductor Tester Market Size, by Test Insertion, 2017-2040 (USD Million)

Test Insertion	2017	2024	2025	2026	2027	2032	2040	CAGR (%)
In-Process Assembly Test	xx.xx	xx.xx	xx.xx	xx.xx	xx.xx	xx.xx	xx.xx	xx.xx
Multi-Insertion Test	xx.xx	xx.xx	xx.xx	xx.xx	xx.xx	xx.xx	xx.xx	xx.xx
Packaged-Device Test	xx.xx	xx.xx	xx.xx	xx.xx	xx.xx	xx.xx	xx.xx	xx.xx
Singulated-Die Test	xx.xx	xx.xx	xx.xx	xx.xx	xx.xx	xx.xx	xx.xx	xx.xx
Wafer-Level Test	xx.xx	xx.xx	xx.xx	xx.xx	xx.xx	xx.xx	xx.xx	xx.xx
Total	**xx.xx**	**xx.xx**	**xx.xx**	**xx.xx**	**xx.xx**	**xx.xx**	**xx.xx**	**xx.xx**

Sources & Evidence

1. Advantest - FY2024 Consolidated Financial Results Presentation, April 25, 2025

   • Evidence informing the 2023 market-value input; displayed series and growth include calculations: Quarterly product-revenue disclosures support calendar-2023 totals of JPY xx.xx for SoC testers and JPY xx.xx for memory testers, before modeled scope adjustments. ([advantest.com](https://www.advantest.com/document/en/investors/ir-library/result/JE_BIZ_250425_slide.pdf))

   • Evidence informing the 2024 market-value input; displayed series and growth include calculations: Quarterly product-revenue disclosures support calendar-2024 totals of JPY xx.xx for SoC testers and JPY xx.xx for memory testers; handling, services and system-level testing are disclosed separately. ([advantest.com](https://www.advantest.com/document/en/investors/ir-library/result/JE_BIZ_250425_slide.pdf))

2. Advantest - FY2025 Third Quarter Financial Results Presentation, January 28, 2026

- Evidence informing the 2025 market-value input; displayed series and growth include calculations: The disclosed January-March 2025 quarter and April-December 2025 quarters produce calendar-2025 SoC tester revenue of JPY xx.xx and memory tester revenue of JPY xx.xx. These are supplier revenues, not a published global market total. ([advantest.com](https://www.advantest.com/document/en/investors/ir-library/result/JE_BIZ_260128_slide.pdf))
- Evidence informing base-year allocation inputs; displayed values and growth are calculated: Quarterly product disclosures reconstruct calendar-2025 SoC revenue of JPY xx.xx, before the inherited eligible-SoC scope deduction.
- Evidence informing base-year allocation inputs; displayed values and growth are calculated: Quarterly memory revenue totals JPY xx.xx for calendar 2025, anchoring the memory equipment pool rather than a published global share.
- Evidence informing base-year allocation inputs; displayed values and growth are calculated: January-March memory revenue of JPY xx.xx supports the fiscal-to-calendar application-mix bridge.
- Evidence informing base-year allocation inputs; displayed values and growth are calculated: Quarterly SoC revenues of JPY xx.xx, xx.xx, xx.xx and xx.xx reconstruct calendar-2025 revenue of JPY xx.xx, the supplier revenue ceiling used for modeled eligible OPENSTAR attribution. ([advantest.com](https://www.advantest.com/document/en/investors/ir-library/result/JE_BIZ_260128_slide.pdf))
- Evidence informing base-year allocation inputs; displayed values and growth are calculated: Reported quarters support the calendar-2025 SoC revenue bridge used to estimate Computing's equipment weight. ([advantest.com](https://www.advantest.com/document/en/investors/ir-library/result/JE_BIZ_260128_slide.pdf))
- Evidence informing base-year allocation inputs; displayed values and growth are calculated: The same quarterly equipment revenues constrain the combined Computing/Communications budget before modeled separation. ([advantest.com](https://www.advantest.com/document/en/investors/ir-library/result/JE_BIZ_260128_slide.pdf))
- Evidence informing base-year allocation inputs; displayed values and growth are calculated: The quarterly product table independently reproduces calendar-2025 SoC revenue of JPY xx.xx and memory revenue of JPY xx.xx. These constrain the inherited equipment-revenue scale but do not disclose an acquisition-model split. ([advantest.com](https://www.advantest.com/document/en/investors/ir-library/result/JE_BIZ_260128_slide.pdf))
- Evidence informing base-year allocation inputs; displayed values and growth are calculated: Quarterly product disclosures reconstruct calendar-2025 SoC revenue of JPY xx.xx and memory revenue of JPY xx.xx, supporting the retained scoped manufacturer budget rather than an observed channel share. ([advantest.com](https://www.advantest.com/document/en/investors/ir-library/result/JE_BIZ_260128_slide.pdf))
- Evidence informing base-year allocation inputs; displayed values and growth are calculated: The manufacturer equipment budget provides the economic scale against which inherited intermediary penetration is allocated; the presentation does not quantify reseller receipts. ([advantest.com](https://www.advantest.com/document/en/investors/ir-library/result/JE_BIZ_260128_slide.pdf))
- Evidence informing base-year allocation inputs; displayed values and growth are calculated: Quarterly memory-system receipts reconstruct calendar-2025 revenue of JPY xx.xx, an input to the shared diversified-memory equipment budget.
- Evidence informing forecast-year allocation inputs; displayed values and growth are calculated: Quarterly memory-system receipts reconstruct calendar-2025 revenue of JPY xx.xx, an input to the shared diversified-memory equipment budget.
- Evidence informing base-year allocation inputs; displayed values and growth are calculated: The observed memory receipts constrain the parent purchasing budget from which the modeled intermediate-assembly portion is attributed; no insertion split is disclosed.
- Evidence informing forecast-year allocation inputs; displayed values and growth are calculated: The observed memory receipts constrain the parent purchasing budget from which the modeled intermediate-assembly portion is attributed; no insertion split is disclosed.
- Evidence informing base-year allocation inputs; displayed values and growth are calculated: Product-line receipts support the common equipment-budget bridge carried into the package-test allocation and its forecast starting weights.
- Evidence informing forecast-year allocation inputs; displayed values and growth are calculated: Product-line receipts support the common equipment-budget bridge carried into the package-test allocation and its forecast starting weights.

3. Advantest - FY2026 First Quarter Financial Results Presentation, July 29, 2026

· Evidence informing the 2026 market-value input; displayed series and growth include calculations: The presentation reports January-March 2026 SoC/memory revenues of JPY xx.xx/xx.xx and April-June revenues of JPY xx.xx/xx.xx. July guidance forecasts fiscal-2026 SoC/memory revenues of JPY xx.xx/xx.xx and supplies the fiscal-to-calendar bridge. Guidance is not realized revenue. ([advantest.com](https://www.advantest.com/document/en/investors/ir-library/result/JE_BIZ_260729_slide.pdf))

· Evidence informing the 2040 market-value input; displayed series and growth include calculations: Current equipment revenue and company-specific capacity plans constrain the forecast starting point, not the assumed long-run growth rate or the 2040 result. ([advantest.com](https://www.advantest.com/document/en/investors/ir-library/result/JE_BIZ_260729_slide.pdf))

· Evidence informing forecast-year allocation inputs; displayed values and growth are calculated: Actual quarterly SoC revenue and FY2026 product guidance constrain the inherited 2026 supplier bridge used to forecast relative category weights.

· Evidence informing forecast-year allocation inputs; displayed values and growth are calculated: January-March and April-June memory revenue of JPY xx.xx/xx.xx and FY2026 guidance of JPY xx.xx constrain the calendar bridge.

· Evidence informing base-year allocation inputs; displayed values and growth are calculated: Rounded fiscal DRAM mixes are xx.xx% for FY2024 and xx.xx% for FY2025; FY2026 guidance is xx.xx%. Calendar conversion and co-primary deductions are modeled.

· Evidence informing forecast-year allocation inputs; displayed values and growth are calculated: Rounded fiscal DRAM mixes are xx.xx% for FY2024 and xx.xx% for FY2025; FY2026 guidance is xx.xx%. Calendar conversion and co-primary deductions are modeled.

· Evidence informing base-year allocation inputs; displayed values and growth are calculated: Corresponding nonvolatile mixes are xx.xx%, xx.xx% and guided xx.xx%, qualifying an exclusively DRAM-led outlook without verifying future global shares.

· Evidence informing forecast-year allocation inputs; displayed values and growth are calculated: Corresponding nonvolatile mixes are xx.xx%, xx.xx% and guided xx.xx%, qualifying an exclusively DRAM-led outlook without verifying future global shares.

· Evidence informing base-year allocation inputs; displayed values and growth are calculated: Own SoC sales mix is approximately xx.xx% Computing/Communications in FY24 and xx.xx% in FY25; 2026 demand commentary constrains forecast direction, not the final share. ([advantest.com](https://www.advantest.com/document/en/investors/ir-library/result/JE_BIZ_260729_slide.pdf))

· Evidence informing forecast-year allocation inputs; displayed values and growth are calculated: Own SoC sales mix is approximately xx.xx% Computing/Communications in FY24 and xx.xx% in FY25; 2026 demand commentary constrains forecast direction, not the final share. ([advantest.com](https://www.advantest.com/document/en/investors/ir-library/result/JE_BIZ_260729_slide.pdf))

· Evidence informing base-year allocation inputs; displayed values and growth are calculated: Reported combined application proportions constrain the common budget; the separate Communications allocation and future mix remain modeled. ([advantest.com](https://www.advantest.com/document/en/investors/ir-library/result/JE_BIZ_260729_slide.pdf))

· Evidence informing forecast-year allocation inputs; displayed values and growth are calculated: Reported combined application proportions constrain the common budget; the separate Communications allocation and future mix remain modeled. ([advantest.com](https://www.advantest.com/document/en/investors/ir-library/result/JE_BIZ_260729_slide.pdf))

4. Teradyne, Inc. - Form 10-K for the Year Ended December 31, 2025
   - Evidence informing the 2023 market-value input; displayed series and growth include calculations: The revenue-disaggregation table reports 2023 point-in-time SoC revenue of USD xx.xx and memory revenue of USD xx.xx. Replacement parts require a further modeled deduction. ([investors.teradyne.com](https://investors.teradyne.com/sec-filings/all-sec-filings/content/xx.xx-xx.xx-xx.xx/xx.xx-xx.xx-xx.xx.pdf))
   - Evidence informing the 2024 market-value input; displayed series and growth include calculations: The filing reports 2024 point-in-time SoC revenue of USD xx.xx and memory revenue of USD xx.xx separately from over-time revenue and IST. ([investors.teradyne.com](https://investors.teradyne.com/sec-filings/all-sec-filings/content/xx.xx-xx.xx-xx.xx/xx.xx-xx.xx-xx.xx.pdf))
   - Evidence informing the 2025 market-value input; displayed series and growth include calculations: The filing reports 2025 point-in-time SoC revenue of USD xx.xx and memory revenue of USD xx.xx. Point-in-time recognition includes products and replacement parts and is therefore an equipment proxy rather than an exact complete-system subtotal. ([investors.teradyne.com](https://investors.teradyne.com/sec-filings/all-sec-filings/content/xx.xx-xx.xx-xx.xx/xx.xx-xx.xx-xx.xx.pdf))
   - Evidence informing base-year allocation inputs; displayed values and growth are calculated: 2025 point-in-time SoC revenue is USD xx.xx; equipment and eligible-device deductions remain modeled.
   - Evidence informing base-year allocation inputs; displayed values and growth are calculated: 2025 point-in-time memory revenue is USD xx.xx; replacement parts require the inherited equipment adjustment.
   - Evidence informing base-year allocation inputs; displayed values and growth are calculated: The filing identifies DRAM/HBM commercial activity; it does not disclose the modeled annual DRAM configuration fraction.
   - Evidence informing base-year allocation inputs; displayed values and growth are calculated: Magnum flash-memory activity supports nonvolatile category participation, not the assumed annual sales fraction.
   - Evidence informing base-year allocation inputs; displayed values and growth are calculated: Separately reported specifying and purchasing customers support treating commercial roles distinctly, without adding overlapping customer percentages.
   - Evidence informing forecast-year allocation inputs; displayed values and growth are calculated: Separately reported specifying and purchasing customers support treating commercial roles distinctly, without adding overlapping customer percentages.
   - Evidence informing base-year allocation inputs; displayed values and growth are calculated: Reported 2024-2025 product revenues supply a realized-demand challenge, but do not identify engineering-only sales; the allocation retains this attribution limitation. ([investors.teradyne.com](https://investors.teradyne.com/sec-filings/all-sec-filings/content/xx.xx-xx.xx-xx.xx/xx.xx-xx.xx-xx.xx.pdf))
   - Evidence informing forecast-year allocation inputs; displayed values and growth are calculated: Reported 2024-2025 product revenues supply a realized-demand challenge, but do not identify engineering-only sales; the allocation retains this attribution limitation. ([investors.teradyne.com](https://investors.teradyne.com/sec-filings/all-sec-filings/content/xx.xx-xx.xx-xx.xx/xx.xx-xx.xx-xx.xx.pdf))
   - Evidence informing base-year allocation inputs; displayed values and growth are calculated: Point-in-time SoC revenue grew approximately xx.xx% while memory declined approximately xx.xx%, qualifying uniform-growth assumptions rather than directly establishing purpose shares. ([investors.teradyne.com](https://investors.teradyne.com/sec-filings/all-sec-filings/content/xx.xx-xx.xx-xx.xx/xx.xx-xx.xx-xx.xx.pdf))
   - Evidence informing forecast-year allocation inputs; displayed values and growth are calculated: Point-in-time SoC revenue grew approximately xx.xx% while memory declined approximately xx.xx%, qualifying uniform-growth assumptions rather than directly establishing purpose shares. ([investors.teradyne.com](https://investors.teradyne.com/sec-filings/all-sec-filings/content/xx.xx-xx.xx-xx.xx/xx.xx-xx.xx-xx.xx.pdf))
   - Evidence informing base-year allocation inputs; displayed values and growth are calculated: Distinguishes platform specifiers from purchasing customers, supporting the requirement for an accepted joint remit rather than inferring it from platform selection. ([investors.teradyne.com](https://investors.teradyne.com/sec-filings/all-sec-filings/content/xx.xx-xx.xx-xx.xx/xx.xx-xx.xx-xx.xx.pdf))
   - Evidence informing forecast-year allocation inputs; displayed values and growth are calculated: Distinguishes platform specifiers from purchasing customers, supporting the requirement for an accepted joint remit rather than inferring it from platform selection.

5. Teradyne, Inc. - Form 10-Q for the Quarterly Period Ended June 28, 2026
   - Evidence informing the 2026 market-value input; displayed series and growth include calculations: First-half 2026 point-in-time revenue was USD xx.xx for SoC and USD xx.xx for memory. Comparable first-half 2025 amounts were USD xx.xx and USD xx.xx independently establishing strong realized growth before the modeled second half. ([investors.teradyne.com](https://investors.teradyne.com/sec-filings/all-sec-filings/content/xx.xx-xx.xx-xx.xx/xx.xx-xx.xx-xx.xx.pdf))
   - Evidence informing forecast-year allocation inputs; displayed values and growth are calculated: First-half 2026 point-in-time SoC revenue of USD xx.xx anchors the scoped and annualized SoC forecast input.
   - Evidence informing forecast-year allocation inputs; displayed values and growth are calculated: First-half 2026 point-in-time memory revenue of USD xx.xx anchors the memory forecast pool; second-half realization remains assumed.
   - Evidence informing forecast-year allocation inputs; displayed values and growth are calculated: The observed memory pool constrains the forecast numerator to which the explicitly assumed small SRAM fraction is applied; SRAM sales are not separately disclosed.
   - Evidence informing forecast-year allocation inputs; displayed values and growth are calculated: The observed memory pool constrains modeled multi-family attribution, but does not independently establish co-primary configuration sales.
   - Evidence informing forecast-year allocation inputs; displayed values and growth are calculated: The scoped memory forecast pool supplies one bounded source of combined-configuration value; the co-primary fraction remains assumed.
6. Cohu, Inc. - Form 10-K for the Fiscal Year Ended December 27, 2025
   - Evidence informing the 2023 market-value input; displayed series and growth include calculations: Cohu reports 2023 systems-semiconductor test and inspection revenue of USD xx.xx. Only an assumed complete-tester and eligible-device portion enters this market. ([sec.gov](https://www.sec.gov/Archives/edgar/data/xx.xx/xx.xx/cohu20251227_10k.htm))
   - Evidence informing the 2024 market-value input; displayed series and growth include calculations: Cohu reports 2024 systems-semiconductor test and inspection revenue of USD xx.xx separately from non-systems revenue. ([sec.gov](https://www.sec.gov/Archives/edgar/data/xx.xx/xx.xx/cohu20251227_10k.htm))
   - Evidence informing the 2025 market-value input; displayed series and growth include calculations: Cohu reports 2025 systems-semiconductor test and inspection revenue of USD xx.xx. Automation, inspection, interfaces and recurring services prevent attribution of the whole company to SoC testers. ([sec.gov](https://www.sec.gov/Archives/edgar/data/xx.xx/xx.xx/cohu20251227_10k.htm))
   - Evidence informing base-year allocation inputs; displayed values and growth are calculated: Cohu describes a primarily direct commercial model supported by targeted independent representatives, supporting direct attribution where the manufacturer remains the contractual seller. ([sec.gov](https://www.sec.gov/Archives/edgar/data/xx.xx/xx.xx/cohu20251227_10k.htm))
   - Evidence informing forecast-year allocation inputs; displayed values and growth are calculated: Cohu describes a primarily direct commercial model supported by targeted independent representatives, supporting direct attribution where the manufacturer remains the contractual seller. ([sec.gov](https://www.sec.gov/Archives/edgar/data/xx.xx/xx.xx/cohu20251227_10k.htm))
   - Evidence informing base-year allocation inputs; displayed values and growth are calculated: Independent-representative commissions are identified in selling expenses; representation alone does not establish title-taking equipment resale or a numerical distributor share. ([sec.gov](https://www.sec.gov/Archives/edgar/data/xx.xx/xx.xx/cohu20251227_10k.htm))
   - Evidence informing forecast-year allocation inputs; displayed values and growth are calculated: Independent-representative commissions are identified in selling expenses; representation alone does not establish title-taking equipment resale or a numerical distributor share. ([sec.gov](https://www.sec.gov/Archives/edgar/data/xx.xx/xx.xx/cohu20251227_10k.htm))

7. Hangzhou Changchuan Technology Co., Ltd. - 2025 Annual Report
   - Evidence informing the 2024 market-value input; displayed series and growth include calculations: The product table reports 2024 tester revenue of CNY xx.xx, distinct from handlers and other products. Its SoC-eligible portion remains modeled. ([static.cninfo.com.cn](https://static.cninfo.com.cn/finalpage/2026-xx.xx-xx.xx/xx.xx.PDF))
   - Evidence informing the 2025 market-value input; displayed series and growth include calculations: The product table reports 2025 tester revenue of CNY xx.xx. The filing's broader analog and digital portfolio requires a scope adjustment rather than inclusion of all tester revenue. ([static.cninfo.com.cn](https://static.cninfo.com.cn/finalpage/2026-xx.xx-xx.xx/xx.xx.PDF))
8. YC Corporation - Business Report for the Year Ended December 31, 2025
   - Evidence informing the 2023 market-value input; displayed series and growth include calculations: The sales table reports KRW xx.xx for the 2023 memory-wafer-tester, semiconductor-equipment, parts, modification and related category. Complete-equipment attribution requires a deduction. ([kind.krx.co.kr](https://kind.krx.co.kr/external/2026/xx.xx/xx.xx/xx.xx/xx.xx/xx.xx.htm))
   - Evidence informing the 2024 market-value input; displayed series and growth include calculations: The comparable 2024 category revenue is KRW xx.xx, not an independently isolated complete-tester total. ([kind.krx.co.kr](https://kind.krx.co.kr/external/2026/xx.xx/xx.xx/xx.xx/xx.xx/xx.xx.htm))
   - Evidence informing the 2025 market-value input; displayed series and growth include calculations: The comparable 2025 category revenue is KRW xx.xx. Parts, modifications and other equipment remain a material scope uncertainty. ([kind.krx.co.kr](https://kind.krx.co.kr/external/2026/xx.xx/xx.xx/xx.xx/xx.xx/xx.xx.htm))
   - Evidence informing base-year allocation inputs; displayed values and growth are calculated: YC reports KRW xx.xx in a broad memory-wafer-tester, parts, modification and related revenue category, constraining the inherited equipment budget.
   - Evidence informing base-year allocation inputs; displayed values and growth are calculated: The company's own business description establishes DRAM equipment activity; the assumed xx.xx% allocation is not disclosed.
   - Evidence informing base-year allocation inputs; displayed values and growth are calculated: NAND equipment participation establishes the nonvolatile commercial mapping; the assumed xx.xx% allocation is not an observed split.
9. Chroma ESG - About Chroma: 2025 Group Financial and Operating Profile
   - Evidence informing the 2025 market-value input; displayed series and growth include calculations: Chroma's own disclosure states 2025 group consolidated revenue of USD xx.xx. This broad corporate amount constrains, but does not directly measure, its eligible complete-SoC-tester revenue. ([csr.chromaate.com](https://csr.chromaate.com/en/esg-en/green-chroma-en/brand-en))
10. Chroma ESG - Green Revenue and Financial Performance, 2025
    - Evidence informing the 2024 market-value input; displayed series and growth include calculations: Chroma reports 2025 consolidated revenue growth of xx.xx%. The model uses this company growth rate to backcast its small 2024 scoped revenue budget at a constant conversion basis, not as an observed 2024 tester subtotal. ([csr.chromaate.com](https://csr.chromaate.com/en/esg-en/green-chroma-en/green-revenue-en))
    - Evidence informing the 2025 market-value input; displayed series and growth include calculations: The disclosure distinguishes broad measurement products and SLT demand, reinforcing the need to exclude unrelated corporate revenue from the SoC/memory tester estimate. ([csr.chromaate.com](https://csr.chromaate.com/en/esg-en/green-chroma-en/green-revenue-en))

11. Federal Reserve Board - Foreign Exchange Rates, G.5A, January 5, 2026

    · Evidence informing the 2023 market-value input; displayed series and growth include calculations: The official annual-average exchange-rate release supplies the currency-conversion benchmark; the model uses JPY xx.xx per USD for its large calendar-2023 Japanese revenue anchor and an explicitly rounded KRW conversion for the smaller Korean budget. ([fred.stlouisfed.org](https://fred.stlouisfed.org/series/AEXJPUS/))

    · Evidence informing the 2024 market-value input; displayed series and growth include calculations: The model uses JPY xx.xx per USD for calendar 2024; small CNY and KRW budgets use disclosed approximate conversion assumptions close to the official annual averages. ([fred.stlouisfed.org](https://fred.stlouisfed.org/series/AEXJPUS/))

    · Evidence informing the 2025 market-value input; displayed series and growth include calculations: The model uses JPY xx.xx per USD for calendar 2025. CNY xx.xx and KRW xx.xx per USD are rounded modeling conventions, not the release's exact observations. ([fred.stlouisfed.org](https://fred.stlouisfed.org/series/AEXJPUS/))

12. SEMI - 2018 Global Semiconductor Equipment Sales Jump to Record USD 64.5 Billion

    · Evidence informing the 2017 market-value input; displayed series and growth include calculations: The association's member-billings release reports xx.xx% growth in total test equipment sales in 2018. Its inverse supplies the 2017 historical proxy; it is not a direct observation of the narrower captured market. ([www1.semi.org](https://www1.semi.org/en/2018-global-semiconductor-equipment-sales-jump-record-xx.xx-billion))

    · Evidence informing the 2018 market-value input; displayed series and growth include calculations: The release reports approximately USD xx.xx of total semiconductor-equipment sales in 2018, used only with the 2019 equipment total as a disclosed broad-cycle proxy. ([www1.semi.org](https://www1.semi.org/en/2018-global-semiconductor-equipment-sales-jump-record-xx.xx-billion))

13. SEMI - 2020 Global Semiconductor Equipment Sales Surge 19% to Industry Record USD 71.2 Billion

    · Evidence informing the 2018 market-value input; displayed series and growth include calculations: The release reports 2019 total equipment billings of USD xx.xx. Relative to the published approximate 2018 total, this supplies a broad-equipment downturn proxy, not an observed SoC/memory tester growth rate. ([semi.org](https://www.semi.org/en/news-media-press/semi-press-releases/annual-global-semiconductor-equipment-sales))

    · Evidence informing the 2019 market-value input; displayed series and growth include calculations: Reported 2020 total-test-equipment growth of xx.xx% supplies the inverse bridge into 2019. ([semi.org](https://www.semi.org/en/news-media-press/semi-press-releases/annual-global-semiconductor-equipment-sales))

    · Evidence informing the 2020 market-value input; displayed series and growth include calculations: The association's member-submitted billings dataset reports xx.xx% total-test-equipment growth in 2020, used as a historical demand-cycle proxy. ([semi.org](https://www.semi.org/en/news-media-press/semi-press-releases/annual-global-semiconductor-equipment-sales))

14. SEMI - 2021 Global Semiconductor Equipment Sales Surge 44% to Industry Record USD 102.6 Billion

    · Evidence informing the 2020 market-value input; displayed series and growth include calculations: Reported total-test-equipment sales growth of xx.xx% in 2021 supports the inverse bridge from the 2021 estimate to 2020. ([semi.org](https://www.semi.org/en/news-media-press-releases/semi-press-releases/2021-global-semiconductor-equipment-sales-surge-xx.xx%xx.xx-to-industry-record-%xx.xx-billion-semi-reports))

    · Evidence informing the 2021 market-value input; displayed series and growth include calculations: The xx.xx% test-equipment increase is a member-billings observation for a broader equipment class, not the final market value returned here. ([semi.org](https://www.semi.org/en/news-media-press-releases/semi-press-releases/2021-global-semiconductor-equipment-sales-surge-xx.xx%xx.xx-to-industry-record-%xx.xx-billion-semi-reports))

15. SEMI - Global Semiconductor Equipment Billings Reach Industry Record USD 107.6 Billion in 2022

    · Evidence informing the 2021 market-value input; displayed series and growth include calculations: The release reports a xx.xx% contraction in total-test-equipment billings in 2022, supporting the inverse historical bridge into 2021. ([semi.org](https://www.semi.org/en/news-media-press-releases/semi-press-releases/global-semiconductor-equipment-billings-reach-industry-record-%xx.xx-billion-in-2022-semi-reports))

16. SEMI - Global Semiconductor Equipment Billings Slip to USD 106.3 Billion in 2023
    · Evidence informing the 2023 market-value input; displayed series and growth include calculations: The xx.xx% broader test-equipment decline supplies a historical-cycle constraint and one small-supplier backcast assumption, not the target-market level.
    ([semi.org](https://www.semi.org/en/news-media-press-releases/semi-press-releases/global-semiconductor-equipment-billings-slip-to-%xx.xx-billion-in-2023-semi-reports))
17. SEMI - Global Semiconductor Equipment Billings Surged to USD 117 Billion in 2024
    · Evidence informing the 2024 market-value input; displayed series and growth include calculations: Realized total-test-equipment billings increased xx.xx% in 2024. This independently checks the direction and approximate magnitude of the modeled target-market recovery without substituting the broader category for this market.
    ([semi.org](https://www.semi.org/en/semi-press-release/global-semiconductor-equipment-billings-surged-to-xx.xx-billion-dollars-in-2024-semi-reports))
18. SEMI - Global Semiconductor Equipment Billings Reached USD 135 Billion in 2025
    · Evidence informing the 2025 market-value input; displayed series and growth include calculations: The association reports realized total-test-equipment billings growth of xx.xx% in 2025. The modeled target-market increase of approximately xx.xx% is directionally consistent; differing product boundaries prevent an exact reconciliation.
    ([semi.org](https://www.semi.org/en/SEMI-Reports-Global-Semiconductor-Equipment-Billings-Reached-xx.xx-Billion-in-2025))

19. Advantest - Annual Securities Report and Business Report for the Year Ended March 31, 2026

- Evidence informing the 2025 market-value input; displayed series and growth include calculations: Note xx.xx identifies customer operating leases of semiconductor test systems and JPY xx.xx of future payments receivable at March xx.xx 2025. This establishes a small supplier-specific leasing activity, not annual global leasing revenue. ([advantest.com](https://www.advantest.com/document/en/investors/ir-library/report/IR_SecuritiesandBusinesReport_84th_en.pdf))
- Evidence informing the 2026 market-value input; displayed series and growth include calculations: Future customer lease payments receivable were JPY xx.xx at March xx.xx 2026; disclosed terms were one to three years and noncancelable. These figures qualify any assumption that OEM leasing is necessarily large or offers flexible exit. ([advantest.com](https://www.advantest.com/document/en/investors/ir-library/report/IR_SecuritiesandBusinesReport_84th_en.pdf))
- Evidence informing base-year allocation inputs; displayed values and growth are calculated: Named NVIDIA-group customer receipts constrain direct fabless purchasing; fiscal/calendar and eligible-equipment attribution remain modeled.
- Evidence informing forecast-year allocation inputs; displayed values and growth are calculated: Named NVIDIA-group customer receipts constrain direct fabless purchasing; fiscal/calendar and eligible-equipment attribution remain modeled.
- Evidence informing base-year allocation inputs; displayed values and growth are calculated: Named TSMC customer receipts anchor the foundry purchasing model; other suppliers and foundries require explicit coverage assumptions.
- Evidence informing forecast-year allocation inputs; displayed values and growth are calculated: Named TSMC customer receipts anchor the foundry purchasing model; other suppliers and foundries require explicit coverage assumptions.
- Evidence informing base-year allocation inputs; displayed values and growth are calculated: The equipment-revenue policy recognizes product revenue when control transfers on contractual delivery or acceptance, supporting the purchase classification rather than service-revenue attribution. ([advantest.com](https://www.advantest.com/document/en/investors/ir-library/report/IR_SecuritiesandBusinesReport_84th_en.pdf))
- Evidence informing forecast-year allocation inputs; displayed values and growth are calculated: The equipment-revenue policy recognizes product revenue when control transfers on contractual delivery or acceptance, supporting the purchase classification rather than service-revenue attribution. ([advantest.com](https://www.advantest.com/document/en/investors/ir-library/report/IR_SecuritiesandBusinesReport_84th_en.pdf))
- Evidence informing base-year allocation inputs; displayed values and growth are calculated: Note xx.xx discloses customer operating leases, one-to-three-year noncancelable terms, and remaining payments of JPY xx.xx and JPY xx.xx at March xx.xx 2025 and March xx.xx 2026. These constrain contractual and adoption assumptions, not annual global leasing revenue or the final forecast share. ([advantest.com](https://www.advantest.com/document/en/investors/ir-library/report/IR_SecuritiesandBusinesReport_84th_en.pdf))
- Evidence informing forecast-year allocation inputs; displayed values and growth are calculated: Note xx.xx discloses customer operating leases, one-to-three-year noncancelable terms, and remaining payments of JPY xx.xx and JPY xx.xx at March xx.xx 2025 and March xx.xx 2026. These constrain contractual and adoption assumptions, not annual global leasing revenue or the final forecast share. ([advantest.com](https://www.advantest.com/document/en/investors/ir-library/report/IR_SecuritiesandBusinesReport_84th_en.pdf))
- Evidence informing base-year allocation inputs; displayed values and growth are calculated: Wholly owned regional test-system sales subsidiaries establish consolidated manufacturer selling, while customer operating leases establish an OEM leasing route; both support the contractual-role allocation premise. ([advantest.com](https://www.advantest.com/document/en/investors/ir-library/report/IR_SecuritiesandBusinesReport_84th_en.pdf))
- Evidence informing forecast-year allocation inputs; displayed values and growth are calculated: Wholly owned regional test-system sales subsidiaries establish consolidated manufacturer selling, while customer operating leases establish an OEM leasing route; both support the contractual-role allocation premise. ([advantest.com](https://www.advantest.com/document/en/investors/ir-library/report/IR_SecuritiesandBusinesReport_84th_en.pdf))
- Evidence informing base-year allocation inputs; displayed values and growth are calculated: Future customer lease payments of JPY xx.xx at March xx.xx 2025 and JPY xx.xx at March xx.xx 2026 are supplier-specific receivables, not annual global merchant lease revenue; they limit rather than verify the leasing assumptions. ([advantest.com](https://www.advantest.com/document/en/investors/ir-library/report/IR_SecuritiesandBusinesReport_84th_en.pdf))

20. Amkor Technology, Inc. - Form 10-K for the Year Ended December 31, 2025

- Evidence informing the 2025 market-value input; displayed series and growth include calculations: Amkor reports 2025 capital expenditures of USD xx.xx versus USD xx.xx in 2024, covering packaging, testing and facilities. The amount is a buyer-spending constraint, not tester-only spending. ([sec.gov](https://www.sec.gov/Archives/edgar/data/xx.xx/xx.xx/amkr-xx.xx.htm))
- Evidence informing the 2026 market-value input; displayed series and growth include calculations: The filing's USD xx.xx-xx.xx 2026 capital-expenditure expectation is primarily increased by Arizona construction. It cannot be treated as an equivalent tester award or annual tester-market increment. ([sec.gov](https://www.sec.gov/Archives/edgar/data/xx.xx/xx.xx/amkr-xx.xx.htm))
- Evidence informing the 2028 market-value input; displayed series and growth include calculations: Standardized tester investment, customer-consigned equipment and equipment-redeployment risks qualify the conversion from announced capacity projects to incremental tester purchases. No project investment is added directly to the 2028 forecast. ([sec.gov](https://www.sec.gov/Archives/edgar/data/xx.xx/xx.xx/amkr-xx.xx.htm))
- Evidence informing the 2029 market-value input; displayed series and growth include calculations: The buyer's broad spending and commitment disclosures support retaining procurement-conversion and reuse uncertainty rather than equating project completion with tester sales. ([sec.gov](https://www.sec.gov/Archives/edgar/data/xx.xx/xx.xx/amkr-xx.xx.htm))
- Evidence informing base-year allocation inputs; displayed values and growth are calculated: The test-equipment accounting-life extension from five to seven years constrains the annualized production denominator against which engineering purchasing is compared. ([sec.gov](https://www.sec.gov/Archives/edgar/data/xx.xx/xx.xx/amkr-xx.xx.htm))
- Evidence informing forecast-year allocation inputs; displayed values and growth are calculated: The test-equipment accounting-life extension from five to seven years constrains the annualized production denominator against which engineering purchasing is compared. ([sec.gov](https://www.sec.gov/Archives/edgar/data/xx.xx/xx.xx/amkr-xx.xx.htm))
- Evidence informing base-year allocation inputs; displayed values and growth are calculated: Seven-year test-equipment accounting life anchors the selected purchasing-frequency proxy; broad capital expenditure is not treated as tester-only spending. ([sec.gov](https://www.sec.gov/Archives/edgar/data/xx.xx/xx.xx/amkr-xx.xx.htm))
- Evidence informing forecast-year allocation inputs; displayed values and growth are calculated: Seven-year test-equipment accounting life anchors the selected purchasing-frequency proxy; broad capital expenditure is not treated as tester-only spending. ([sec.gov](https://www.sec.gov/Archives/edgar/data/xx.xx/xx.xx/amkr-xx.xx.htm))
- Evidence informing base-year allocation inputs; displayed values and growth are calculated: Standardized platforms and customer-consigned testers qualify ownership and reuse attribution; these conditions do not establish accepted joint-purpose deployment. ([sec.gov](https://www.sec.gov/Archives/edgar/data/xx.xx/xx.xx/amkr-xx.xx.htm))
- Evidence informing forecast-year allocation inputs; displayed values and growth are calculated: Standardized platforms and customer-consigned testers qualify ownership and reuse attribution; these conditions do not establish accepted joint-purpose deployment. ([sec.gov](https://www.sec.gov/Archives/edgar/data/xx.xx/xx.xx/amkr-xx.xx.htm))
- Evidence informing base-year allocation inputs; displayed values and growth are calculated: The buyer reports approximately xx.xx% Computing sales and standardized tester investment, providing a representativeness and reuse check, not equipment-market weights. ([sec.gov](https://www.sec.gov/Archives/edgar/data/xx.xx/xx.xx/amkr-xx.xx.htm))
- Evidence informing forecast-year allocation inputs; displayed values and growth are calculated: The buyer reports approximately xx.xx% Computing sales and standardized tester investment, providing a representativeness and reuse check, not equipment-market weights. ([sec.gov](https://www.sec.gov/Archives/edgar/data/xx.xx/xx.xx/amkr-xx.xx.htm))
- Evidence informing base-year allocation inputs; displayed values and growth are calculated: Approximately xx.xx% Communications sales and customer-consigned equipment demonstrate why operator revenue and ownership cannot directly determine tester purchasing shares. ([sec.gov](https://www.sec.gov/Archives/edgar/data/xx.xx/xx.xx/amkr-xx.xx.htm))
- Evidence informing forecast-year allocation inputs; displayed values and growth are calculated: Approximately xx.xx% Communications sales and customer-consigned equipment demonstrate why operator revenue and ownership cannot directly determine tester purchasing shares. ([sec.gov](https://www.sec.gov/Archives/edgar/data/xx.xx/xx.xx/amkr-xx.xx.htm))
- Evidence informing base-year allocation inputs; displayed values and growth are calculated: Approximately xx.xx% Consumer sales provide a buyer-specific countercheck; shared-platform practices do not quantify

21. Teradyne - Magnum 2 Memory Test Solution
    - Evidence informing base-year allocation inputs; displayed values and growth are calculated: Magnum xx.xx lists SRAM applications, establishing a commercial category mapping without supplying a revenue weight.
    - Evidence informing forecast-year allocation inputs; displayed values and growth are calculated: Magnum xx.xx lists SRAM applications, establishing a commercial category mapping without supplying a revenue weight.
    - Evidence informing base-year allocation inputs; displayed values and growth are calculated: DRAM, SRAM, NOR and NAND capability overlaps support mutually exclusive configuration attribution rather than adding advertised capabilities as sales.
    - Evidence informing forecast-year allocation inputs; displayed values and growth are calculated: DRAM, SRAM, NOR and NAND capability overlaps support mutually exclusive configuration attribution rather than adding advertised capabilities as sales.
    - Evidence informing base-year allocation inputs; displayed values and growth are calculated: Low-end SoC and memory applications identify a candidate combined-capability pool; actual joint customer mandates and numerical fractions remain unmeasured.
    - Evidence informing forecast-year allocation inputs; displayed values and growth are calculated: Low-end SoC and memory applications identify a candidate combined-capability pool; actual joint customer mandates and numerical fractions remain unmeasured.
    - Evidence informing base-year allocation inputs; displayed values and growth are calculated: Separately identifies an engineering configuration, supporting purpose classification and the direction of the modeled realization difference, not its exact numerical price ratio. ([teradyne.com](https://www.teradyne.com/products/magnum-xx.xx/))
    - Evidence informing forecast-year allocation inputs; displayed values and growth are calculated: Separately identifies an engineering configuration, supporting purpose classification and the direction of the modeled realization difference, not its exact numerical price ratio. ([teradyne.com](https://www.teradyne.com/products/magnum-xx.xx/))
    - Evidence informing base-year allocation inputs; displayed values and growth are calculated: Separately identifies production configurations, supporting production-purpose attribution rather than classification from family-wide capability alone. ([teradyne.com](https://www.teradyne.com/products/magnum-xx.xx/))
    - Evidence informing forecast-year allocation inputs; displayed values and growth are calculated: Separately identifies production configurations, supporting production-purpose attribution rather than classification from family-wide capability alone. ([teradyne.com](https://www.teradyne.com/products/magnum-xx.xx/))
    - Evidence informing base-year allocation inputs; displayed values and growth are calculated: Engineering programs can transfer to production versions; this supports conditional continuity but does not measure joint-purpose purchases or the forecast adoption multiplier. ([teradyne.com](https://www.teradyne.com/products/magnum-xx.xx/))
    - Evidence informing forecast-year allocation inputs; displayed values and growth are calculated: Engineering programs can transfer to production versions; this supports conditional continuity but does not measure joint-purpose purchases or the forecast adoption multiplier. ([teradyne.com](https://www.teradyne.com/products/magnum-xx.xx/))
22. Advantest - T5835 Memory Test System
    - Evidence informing base-year allocation inputs; displayed values and growth are calculated: T5835 is commercially positioned for both DRAM and NAND, supporting the cross-family classification premise but not the modeled co-primary revenue fraction.
    - Evidence informing forecast-year allocation inputs; displayed values and growth are calculated: T5835 is commercially positioned for both DRAM and NAND, supporting the cross-family classification premise but not the modeled co-primary revenue fraction.

23. Advantest - T5503HS2 Memory Test System
    - Evidence informing base-year allocation inputs; displayed values and growth are calculated: DRAM/HBM product positioning establishes category mapping; the documented installed-T5503 upgrade path supports retaining upgrade-substitution uncertainty rather than assuming universal replacement.
    - Evidence informing forecast-year allocation inputs; displayed values and growth are calculated: DRAM/HBM product positioning establishes category mapping; the documented installed-T5503 upgrade path supports retaining upgrade-substitution uncertainty rather than assuming universal replacement.
24. Advantest will Showcase Latest Memory Test Solutions at Future of Memory and Storage 2024
    - Evidence informing base-year allocation inputs; displayed values and growth are calculated: The August xx.xx 2024 announcement identifies T5835 among promoted memory offerings, establishing pre-base-year commercial positioning without proving customer acceptance or sales mix.
25. Advantest - V93000 SoC Test Systems
    - Evidence informing base-year allocation inputs; displayed values and growth are calculated: Advantest classifies V93000 as a SoC Test System, supporting the commercial mapping of its reported SoC equipment pool without establishing a sales percentage.
    - Evidence informing forecast-year allocation inputs; displayed values and growth are calculated: Advantest classifies V93000 as a SoC Test System, supporting the commercial mapping of its reported SoC equipment pool without establishing a sales percentage.
    - Evidence informing base-year allocation inputs; displayed values and growth are calculated: V93000 documentation identifies reusable programs and interface hardware across generations and supplier-developed SmarTest software. These support the retained-investment condition, not a measured switching rate or forecast share. ([advantest.com](https://www.advantest.com/en/products/semiconductor-test-system/soc/v93000/))
    - Evidence informing forecast-year allocation inputs; displayed values and growth are calculated: V93000 documentation identifies reusable programs and interface hardware across generations and supplier-developed SmarTest software. These support the retained-investment condition, not a measured switching rate or forecast share. ([advantest.com](https://www.advantest.com/en/products/semiconductor-test-system/soc/v93000/))
26. Emerson Electric Co. - Form 10-K for the Year Ended September 30, 2025
    - Evidence informing base-year allocation inputs; displayed values and growth are calculated: Reported Test & Measurement sales of USD xx.xx in FY2025 and USD xx.xx in FY2024 constrain the broad NI revenue proxy, not complete SoC/memory tester revenue. ([ir.emerson.com](https://ir.emerson.com/sec-filings/all-sec-filings/content/xx.xx-xx.xx-xx.xx/emr-xx.xx.htm))
27. Emerson Electric Co. - Form 10-Q for the Quarter Ended December 31, 2025
    - Evidence informing base-year allocation inputs; displayed values and growth are calculated: December-quarter Test & Measurement sales of USD xx.xx versus USD xx.xx supply the approximate calendar bridge. Prior-period segment presentation was reclassified, limiting level comparability. ([sec.gov](https://www.sec.gov/Archives/edgar/data/xx.xx/xx.xx/emr-xx.xx.htm))
28. National Instruments Corporation - 2022 Annual Report
    - Evidence informing base-year allocation inputs; displayed values and growth are calculated: Semiconductor and Electronics represented approximately xx.xx% of NI's 2022 revenue, with approximately half from production test and half from R&D test. These historical mix observations calibrate, but do not verify, the 2025 scoped equipment budget. ([sec.gov](https://www.sec.gov/Archives/edgar/data/xx.xx/xx.xx/ny20006399x3_ars.pdf))

29. Advantest - FY2025 Financial Briefing, April 27, 2026

· Evidence informing base-year allocation inputs; displayed values and growth are calculated: Automotive/industrial/consumer/DDIC represented approximately xx.xx% and xx.xx% of fiscal SoC sales in FY2024 and FY2025, rounded to five-percentage-point increments. These application proportions constrain the mainstream equipment attribution. ([advantest.com](https://www.advantest.com/document/en/investors/ir-library/result/JE_BIZ_260427_slide.pdf))

· Evidence informing forecast-year allocation inputs; displayed values and growth are calculated: Automotive/industrial/consumer/DDIC represented approximately xx.xx% and xx.xx% of fiscal SoC sales in FY2024 and FY2025, rounded to five-percentage-point increments. These application proportions constrain the mainstream equipment attribution. ([advantest.com](https://www.advantest.com/document/en/investors/ir-library/result/JE_BIZ_260427_slide.pdf))

· Evidence informing base-year allocation inputs; displayed values and growth are calculated: Fiscal SoC sales increased from JPY xx.xx to JPY xx.xx, while computing/communications represented approximately xx.xx% of FY2025 SoC sales. This supports differentiated application-growth assumptions, not a directly observed proprietary share or future allocation. ([advantest.com](https://www.advantest.com/document/en/investors/ir-library/result/JE_BIZ_260427_slide.pdf))

· Evidence informing forecast-year allocation inputs; displayed values and growth are calculated: Fiscal SoC sales increased from JPY xx.xx to JPY xx.xx, while computing/communications represented approximately xx.xx% of FY2025 SoC sales. This supports differentiated application-growth assumptions, not a directly observed proprietary share or future allocation. ([advantest.com](https://www.advantest.com/document/en/investors/ir-library/result/JE_BIZ_260427_slide.pdf))

30. Advantest - Annual Report 2005

· Evidence informing base-year allocation inputs; displayed values and growth are calculated: The report identifies T2000's OPENSTAR basis and publicly available specifications developed through the Semiconductor Test Consortium. This supports historical standards classification only; its historical market-share statements are not used. ([www3.advantest.com](https://www3.advantest.com/documents/xx.xx/xx.xx/pdf_investor_AR2005_en.pdf))

· Evidence informing forecast-year allocation inputs; displayed values and growth are calculated: The report identifies T2000's OPENSTAR basis and publicly available specifications developed through the Semiconductor Test Consortium. This supports historical standards classification only; its historical market-share statements are not used. ([www3.advantest.com](https://www3.advantest.com/documents/xx.xx/xx.xx/pdf_investor_AR2005_en.pdf))

31. Advantest - What Is ATE (Automated Test Equipment)? Roles, Systems & Future Outlook

· Evidence informing base-year allocation inputs; displayed values and growth are calculated: Current company positioning identifies T2000 as open architecture and associates it with microcontroller and automotive applications, supporting continuity of the classification premise without measuring sales. ([advantest.com](https://www.advantest.com/en/semiconductor-basics/automated-test-equipment/))

· Evidence informing forecast-year allocation inputs; displayed values and growth are calculated: Current company positioning identifies T2000 as open architecture and associates it with microcontroller and automotive applications, supporting continuity of the classification premise without measuring sales. ([advantest.com](https://www.advantest.com/en/semiconductor-basics/automated-test-equipment/))

· Evidence informing base-year allocation inputs; displayed values and growth are calculated: The company distinguishes V93000's supplier-specific architecture from T2000's open-architecture positioning, supporting platform-level rather than supplier-wide classification. ([advantest.com](https://www.advantest.com/en/semiconductor-basics/automated-test-equipment/))

· Evidence informing forecast-year allocation inputs; displayed values and growth are calculated: The company distinguishes V93000's supplier-specific architecture from T2000's open-architecture positioning, supporting platform-level rather than supplier-wide classification. ([advantest.com](https://www.advantest.com/en/semiconductor-basics/automated-test-equipment/))

32. NI - What Is the Semiconductor Test System (STS)?

· Evidence informing base-year allocation inputs; displayed values and growth are calculated: STS is an integrated PXI-based ATE offering with broad RF, mixed-signal and MEMS positioning. This establishes the architecture and turnkey commercial model while requiring deductions for applications outside the captured SoC/memory boundary. ([ni.com](https://www.ni.com/en/shop/electronic-test-instrumentation/what-is-the-semiconductor-test-system.html))

· Evidence informing forecast-year allocation inputs; displayed values and growth are calculated: STS is an integrated PXI-based ATE offering with broad RF, mixed-signal and MEMS positioning. This establishes the architecture and turnkey commercial model while requiring deductions for applications outside the captured SoC/memory boundary. ([ni.com](https://www.ni.com/en/shop/electronic-test-instrumentation/what-is-the-semiconductor-test-system.html))

33. Marvin Test Solutions - PXIe Semiconductor Test System, TS-960e Series

· Evidence informing base-year allocation inputs; displayed values and growth are calculated: TS-960e is marketed as a complete integrated PXI Express semiconductor system for SoC applications, including proprietary application elements. It establishes commercial category participation, not the modeled smaller-system shipment count or price. ([marvintest.com](https://www.marvintest.com/Product/TS-960e-Series))

34. Emerson Electric Co. - Form 10-Q for the Quarter Ended June 30, 2026

· Evidence informing forecast-year allocation inputs; displayed values and growth are calculated: Nine-month Test & Measurement revenue of USD xx.xx versus USD xx.xx provides the broad growth calibration for the assumed 2026 eligible-equipment increase. Semiconductor and aerospace/defense both contributed, so the disclosure does not isolate open-standard SoC/memory sales. ([ir.emerson.com](https://ir.emerson.com/sec-filings/all-sec-filings/content/xx.xx-xx.xx-xx.xx/emr-xx.xx.htm))

35. PXI Systems Alliance - What Is PXI

· Evidence informing base-year allocation inputs; displayed values and growth are calculated: The association defines PXI as an open modular standard with a multi-vendor ecosystem and distinguishes its building blocks from completed application systems. This supports the governing-architecture boundary, not sales weights. ([pxisa.org](https://pxisa.org/what-is-pxi/))

· Evidence informing forecast-year allocation inputs; displayed values and growth are calculated: The association defines PXI as an open modular standard with a multi-vendor ecosystem and distinguishes its building blocks from completed application systems. This supports the governing-architecture boundary, not sales weights. ([pxisa.org](https://pxisa.org/what-is-pxi/))

36. Test Services - UTAC Group

- Evidence informing base-year allocation inputs; displayed values and growth are calculated: Reports xx.xx+ test engineers alongside 2,000+ testers, anchoring the engineering-station proxy used in the base model and carried into the forecast; it does not disclose purpose sales shares. ([utacgroup.com](https://utacgroup.com/test-services/))
- Evidence informing forecast-year allocation inputs; displayed values and growth are calculated: Reports xx.xx+ test engineers alongside 2,000+ testers, anchoring the engineering-station proxy used in the base model and carried into the forecast; it does not disclose purpose sales shares. ([utacgroup.com](https://utacgroup.com/test-services/))
- Evidence informing base-year allocation inputs; displayed values and growth are calculated: The 2,000+ tester fleet provides an operator-stock benchmark that is converted to annual value only through the disclosed purchasing-frequency assumptions. ([utacgroup.com](https://utacgroup.com/test-services/))
- Evidence informing forecast-year allocation inputs; displayed values and growth are calculated: The 2,000+ tester fleet provides an operator-stock benchmark that is converted to annual value only through the disclosed purchasing-frequency assumptions. ([utacgroup.com](https://utacgroup.com/test-services/))
- Evidence informing base-year allocation inputs; displayed values and growth are calculated: Advertises engineering services and production testing within the same business, supporting commercial coexistence but not the assumed accepted joint-purpose percentage or future adoption. ([utacgroup.com](https://utacgroup.com/test-services/))
- Evidence informing forecast-year allocation inputs; displayed values and growth are calculated: Advertises engineering services and production testing within the same business, supporting commercial coexistence but not the assumed accepted joint-purpose percentage or future adoption. ([utacgroup.com](https://utacgroup.com/test-services/))

37. Efforts to Provide Value Through Business - Advantest

- Evidence informing base-year allocation inputs; displayed values and growth are calculated: States typical customer equipment use of xx.xx-xx.xx years, providing a longer-use sensitivity for the stock-to-purchasing-value bridge rather than a measured engineering share. ([advantest.com](https://www.advantest.com/en/about/sustainability/society/responding-product-liability/))
- Evidence informing base-year allocation inputs; displayed values and growth are calculated: The xx.xx-xx.xx-year use period constrains replacement assumptions and is distinguished from the buyer accounting-life proxy used in the working model. ([advantest.com](https://www.advantest.com/en/about/sustainability/society/responding-product-liability/))

38. A New Approach for IC Test - Leveraging the Strength of the PXI Platform - NI

- Evidence informing base-year allocation inputs; displayed values and growth are calculated: Describes scalable characterization and production configurations and the commercial constraints of traditional laboratory ATE, supporting a distinct engineering purchasing model. ([ni.com](https://www.ni.com/en/shop/electronic-test-instrumentation/what-is-the-semiconductor-test-system/a-new-approach-for-ic-test---leveraging-the-strength-of-the-pxi-.html))
- Evidence informing forecast-year allocation inputs; displayed values and growth are calculated: Describes scalable characterization and production configurations and the commercial constraints of traditional laboratory ATE, supporting a distinct engineering purchasing model. ([ni.com](https://www.ni.com/en/shop/electronic-test-instrumentation/what-is-the-semiconductor-test-system/a-new-approach-for-ic-test---leveraging-the-strength-of-the-pxi-.html))
- Evidence informing base-year allocation inputs; displayed values and growth are calculated: Shared hardware and software support a continuity scenario, but the record provides neither accepted joint-deployment revenue nor future penetration; both remain explicit assumptions. ([ni.com](https://www.ni.com/en/shop/electronic-test-instrumentation/what-is-the-semiconductor-test-system/a-new-approach-for-ic-test---leveraging-the-strength-of-the-pxi-.html))
- Evidence informing forecast-year allocation inputs; displayed values and growth are calculated: Shared hardware and software support a continuity scenario, but the record provides neither accepted joint-deployment revenue nor future penetration; both remain explicit assumptions. ([ni.com](https://www.ni.com/en/shop/electronic-test-instrumentation/what-is-the-semiconductor-test-system/a-new-approach-for-ic-test---leveraging-the-strength-of-the-pxi-.html))

39. Teradyne - 2025 Annual Report to Shareholders
    - Evidence informing base-year allocation inputs; displayed values and growth are calculated: The USD xx.xx Compute application weight anchors the scoped Computing allocation. ([investors.teradyne.com](https://investors.teradyne.com/sec-filings/all-sec-filings/content/xx.xx-xx.xx-xx.xx/xx.xx-xx.xx-xx.xx.pdf))
    - Evidence informing base-year allocation inputs; displayed values and growth are calculated: The USD xx.xx Mobility weight and networking exposure support the modeled Communications bridge. ([investors.teradyne.com](https://investors.teradyne.com/sec-filings/all-sec-filings/content/xx.xx-xx.xx-xx.xx/xx.xx-xx.xx-xx.xx.pdf))
    - Evidence informing base-year allocation inputs; displayed values and growth are calculated: Published application buckets constrain the budget, but the consumer carve-out is an explicit attribution assumption. ([investors.teradyne.com](https://investors.teradyne.com/sec-filings/all-sec-filings/content/xx.xx-xx.xx-xx.xx/xx.xx-xx.xx-xx.xx.pdf))
    - Evidence informing base-year allocation inputs; displayed values and growth are calculated: USD xx.xx Auto-Industrial revenue supplies the pre-exclusion pool, not an observed Automotive subtotal. ([investors.teradyne.com](https://investors.teradyne.com/sec-filings/all-sec-filings/content/xx.xx-xx.xx-xx.xx/xx.xx-xx.xx-xx.xx.pdf))
    - Evidence informing base-year allocation inputs; displayed values and growth are calculated: The shared Auto-Industrial pool constrains Industrial Electronics after scope and end-use adjustments. ([investors.teradyne.com](https://investors.teradyne.com/sec-filings/all-sec-filings/content/xx.xx-xx.xx-xx.xx/xx.xx-xx.xx-xx.xx.pdf))
    - Evidence informing base-year allocation inputs; displayed values and growth are calculated: The application budget constrains the modeled specialized tail; separate Product Test defense revenue is excluded. ([investors.teradyne.com](https://investors.teradyne.com/sec-filings/all-sec-filings/content/xx.xx-xx.xx-xx.xx/xx.xx-xx.xx-xx.xx.pdf))
40. TSMC - 2025 Form 20-F
    - Evidence informing base-year allocation inputs; displayed values and growth are calculated: 2025 HPC revenue of NT$xx.xx anchors the adjusted logic-demand proxy; networking is separated by assumption. ([investor.tsmc.com](https://investor.tsmc.com/sites/ir/sec-filings/2025_20F%20Report.pdf))
    - Evidence informing base-year allocation inputs; displayed values and growth are calculated: Smartphone revenue of NT$xx.xx and networking within HPC constrain Communications, with an explicit equipment-intensity bridge. ([investor.tsmc.com](https://investor.tsmc.com/sites/ir/sec-filings/2025_20F%20Report.pdf))
41. Micron Technology - Form 10-K for the Year Ended August 28, 2025
    - Evidence informing base-year allocation inputs; displayed values and growth are calculated: Cloud, data-center and client business revenues constrain Computing's memory-equipment proxy, not equipment receipts directly. ([s25.q4cdn.com](https://s25.q4cdn.com/xx.xx/files/doc_financials/2025/ar/2025-Form-xx.xx-K.pdf))
    - Evidence informing base-year allocation inputs; displayed values and growth are calculated: Mobile/client and data-center revenues provide the economic pool for modeled mobile and networking attribution. ([s25.q4cdn.com](https://s25.q4cdn.com/xx.xx/files/doc_financials/2025/ar/2025-Form-xx.xx-K.pdf))
    - Evidence informing base-year allocation inputs; displayed values and growth are calculated: USD xx.xx Automotive and Embedded revenue constrains the modeled consumer-memory tail. ([s25.q4cdn.com](https://s25.q4cdn.com/xx.xx/files/doc_financials/2025/ar/2025-Form-xx.xx-K.pdf))
    - Evidence informing base-year allocation inputs; displayed values and growth are calculated: The embedded business supplies a bounded activity proxy requiring scope, realization and end-use adjustments. ([s25.q4cdn.com](https://s25.q4cdn.com/xx.xx/files/doc_financials/2025/ar/2025-Form-xx.xx-K.pdf))
    - Evidence informing base-year allocation inputs; displayed values and growth are calculated: The embedded business constrains Industrial Electronics memory activity; its equipment conversion is assumed. ([s25.q4cdn.com](https://s25.q4cdn.com/xx.xx/files/doc_financials/2025/ar/2025-Form-xx.xx-K.pdf))
    - Evidence informing base-year allocation inputs; displayed values and growth are calculated: The embedded pool bounds the specialized-memory tail; no separate defense revenue is reported. ([s25.q4cdn.com](https://s25.q4cdn.com/xx.xx/files/doc_financials/2025/ar/2025-Form-xx.xx-K.pdf))

42. Semiconductor Industry Association - 2025 Factbook

· Evidence informing base-year allocation inputs; displayed values and growth are calculated: 2024 PC/Computer semiconductor demand of xx.xx% enters only the scope-adjusted secondary-supplier proxy. ([semiconductors.org](https://www.semiconductors.org/wp-content/uploads/2025/xx.xx/2025-SIA-Factbook-FINAL-xx.xx.pdf))

· Evidence informing base-year allocation inputs; displayed values and growth are calculated: 2024 Communications demand of xx.xx% is adjusted for eligible equipment scope before use. ([semiconductors.org](https://www.semiconductors.org/wp-content/uploads/2025/xx.xx/2025-SIA-Factbook-FINAL-xx.xx.pdf))

· Evidence informing base-year allocation inputs; displayed values and growth are calculated: Consumer semiconductor demand of xx.xx% anchors the adjusted minor-application weights. ([semiconductors.org](https://www.semiconductors.org/wp-content/uploads/2025/xx.xx/2025-SIA-Factbook-FINAL-xx.xx.pdf))

· Evidence informing base-year allocation inputs; displayed values and growth are calculated: Automotive demand of xx.xx% is reduced for non-SoC exposure in the commercial proxy. ([semiconductors.org](https://www.semiconductors.org/wp-content/uploads/2025/xx.xx/2025-SIA-Factbook-FINAL-xx.xx.pdf))

· Evidence informing base-year allocation inputs; displayed values and growth are calculated: Industrial demand of xx.xx% anchors a scope-adjusted weight, not a tester-equipment share. ([semiconductors.org](https://www.semiconductors.org/wp-content/uploads/2025/xx.xx/2025-SIA-Factbook-FINAL-xx.xx.pdf))

· Evidence informing base-year allocation inputs; displayed values and growth are calculated: Government demand of xx.xx%, including military, constrains the specialized end-use proxy. ([semiconductors.org](https://www.semiconductors.org/wp-content/uploads/2025/xx.xx/2025-SIA-Factbook-FINAL-xx.xx.pdf))

43. WSTS - Semiconductor Market Insights, October 2024

· Evidence informing base-year allocation inputs; displayed values and growth are calculated: The detailed Consumer definition includes entertainment products, household white goods and personal wearables, supporting consistent end-use attribution. ([semiconductors.org](https://www.semiconductors.org/wp-content/uploads/2025/xx.xx/WSTS-Presentation-Subscription-Oct2024.pdf))

· Evidence informing forecast-year allocation inputs; displayed values and growth are calculated: The detailed Consumer definition includes entertainment products, household white goods and personal wearables, supporting consistent end-use attribution. ([semiconductors.org](https://www.semiconductors.org/wp-content/uploads/2025/xx.xx/WSTS-Presentation-Subscription-Oct2024.pdf))

· Evidence informing base-year allocation inputs; displayed values and growth are calculated: Industrial includes professional test, control and measuring equipment, distinguishing it from household consumer equipment. ([semiconductors.org](https://www.semiconductors.org/wp-content/uploads/2025/xx.xx/WSTS-Presentation-Subscription-Oct2024.pdf))

· Evidence informing forecast-year allocation inputs; displayed values and growth are calculated: Industrial includes professional test, control and measuring equipment, distinguishing it from household consumer equipment. ([semiconductors.org](https://www.semiconductors.org/wp-content/uploads/2025/xx.xx/WSTS-Presentation-Subscription-Oct2024.pdf))

· Evidence informing base-year allocation inputs; displayed values and growth are calculated: Government is defined as military and aerospace in the detailed end-use illustration, supporting the retained category mapping. ([semiconductors.org](https://www.semiconductors.org/wp-content/uploads/2025/xx.xx/WSTS-Presentation-Subscription-Oct2024.pdf))

· Evidence informing forecast-year allocation inputs; displayed values and growth are calculated: Government is defined as military and aerospace in the detailed end-use illustration, supporting the retained category mapping. ([semiconductors.org](https://www.semiconductors.org/wp-content/uploads/2025/xx.xx/WSTS-Presentation-Subscription-Oct2024.pdf))

44. NXP Semiconductors - Form 10-K for the Year Ended December 31, 2025

· Evidence informing base-year allocation inputs; displayed values and growth are calculated: 2025 Automotive revenue of USD xx.xx, down xx.xx%, qualifies assumptions of immediate equipment-demand acceleration. ([sec.gov](https://www.sec.gov/Archives/edgar/data/xx.xx/xx.xx/nxpi-xx.xx.htm))

· Evidence informing forecast-year allocation inputs; displayed values and growth are calculated: 2025 Automotive revenue of USD xx.xx, down xx.xx%, qualifies assumptions of immediate equipment-demand acceleration. ([sec.gov](https://www.sec.gov/Archives/edgar/data/xx.xx/xx.xx/nxpi-xx.xx.htm))

· Evidence informing base-year allocation inputs; displayed values and growth are calculated: Industrial & IoT revenue of USD xx.xx increased xx.xx%, constraining the near-term recovery assumption rather than measuring tester sales. ([sec.gov](https://www.sec.gov/Archives/edgar/data/xx.xx/xx.xx/nxpi-xx.xx.htm))

· Evidence informing forecast-year allocation inputs; displayed values and growth are calculated: Industrial & IoT revenue of USD xx.xx increased xx.xx%, constraining the near-term recovery assumption rather than measuring tester sales. ([sec.gov](https://www.sec.gov/Archives/edgar/data/xx.xx/xx.xx/nxpi-xx.xx.htm))

45. NXP Semiconductors - Product Longevity
    - Evidence informing forecast-year allocation inputs; displayed values and growth are calculated: Participating products have minimum xx.xx- or xx.xx-year longevity periods; these do not establish tester replacement or support periods.
    ([nxp.com](https://www.nxp.com/products/nxp-product-information/nxp-product-programs/product-longevity%3APRDCT_LONGEVITY_HM))
    - Evidence informing forecast-year allocation inputs; displayed values and growth are calculated: The disclosed longevity condition supports retaining lifecycle uncertainty rather than inferring automatic recurring equipment purchases.
    ([nxp.com](https://www.nxp.com/products/nxp-product-information/nxp-product-programs/product-longevity%3APRDCT_LONGEVITY_HM))
46. DLA ASSIST-QuickSearch - MIL-PRF-38535 Document Details
    - Evidence informing base-year allocation inputs; displayed values and growth are calculated: The official record concerns covered microcircuits and manufacturer qualification, not tester-brand approval or equipment awards; no qualification-derived revenue premium is assumed.
    ([quicksearch.dla.mil](https://quicksearch.dla.mil/qsDocDetails.aspx?ident_number=xx.xx))
    - Evidence informing forecast-year allocation inputs; displayed values and growth are calculated: The official record concerns covered microcircuits and manufacturer qualification, not tester-brand approval or equipment awards; no qualification-derived revenue premium is assumed.
    ([quicksearch.dla.mil](https://quicksearch.dla.mil/qsDocDetails.aspx?ident_number=xx.xx))
47. ASE Technology Holding - Fourth Quarter and Full Year 2025 Financial Results, Form 6-K, February 5, 2026
    - Evidence informing base-year allocation inputs; displayed values and growth are calculated: ASE reports USD xx.xx of 2025 testing-equipment capital expenditure, a monetary purchasing anchor before complete-tester scope deductions.
    - Evidence informing forecast-year allocation inputs; displayed values and growth are calculated: ASE reports USD xx.xx of 2025 testing-equipment capital expenditure, a monetary purchasing anchor before complete-tester scope deductions.
48. ChipMOS - FY2025 and Fourth Quarter 2025 Investor Presentation
    - Evidence informing base-year allocation inputs; displayed values and growth are calculated: The presentation reports TWD xx.xx of 2025 capital expenditure and a xx.xx% testing allocation; currency and complete-tester attribution are modeled bridges.
    - Evidence informing forecast-year allocation inputs; displayed values and growth are calculated: The presentation reports TWD xx.xx of 2025 capital expenditure and a xx.xx% testing allocation; currency and complete-tester attribution are modeled bridges.
49. Alchip - Advanced Testing Services
    - Evidence informing base-year allocation inputs; displayed values and growth are calculated: Alchip identifies an owned V93K hosted at a test house. This supports category and ownership attribution, not annual purchase quantities, prices or the forecast.
    - Evidence informing forecast-year allocation inputs; displayed values and growth are calculated: Alchip identifies an owned V93K hosted at a test house. This supports category and ownership attribution, not annual purchase quantities, prices or the forecast.
50. University of Utah Nanofab - Verigy Tester
    - Evidence informing base-year allocation inputs; displayed values and growth are calculated: The university lists a V93000 SoC platform and access arrangement. This establishes an institutional equipment category, not a 2025 purchase or future procurement.
    - Evidence informing forecast-year allocation inputs; displayed values and growth are calculated: The university lists a V93000 SoC platform and access arrangement. This establishes an institutional equipment category, not a 2025 purchase or future procurement.

51. TEAM A.T.E. - Services

- Evidence informing base-year allocation inputs; displayed values and growth are calculated: The company describes pre-owned purchases and sales across SoC and memory ATE, supporting inclusion of eligible secondary-market purchases. Its undated offering page supplies category evidence, not 2025 transaction value. ([team-ate.com](https://www.team-ate.com/services))
- Evidence informing forecast-year allocation inputs; displayed values and growth are calculated: The company describes pre-owned purchases and sales across SoC and memory ATE, supporting inclusion of eligible secondary-market purchases. Its undated offering page supplies category evidence, not 2025 transaction value. ([team-ate.com](https://www.team-ate.com/services))
- Evidence informing base-year allocation inputs; displayed values and growth are calculated: System rentals, rent-to-own arrangements and leases establish a third-party equipment-access route. The stated field-service limitation qualifies universal availability; neither the offering nor its category list supplies numerical leasing weights. ([team-ate.com](https://www.team-ate.com/services))
- Evidence informing forecast-year allocation inputs; displayed values and growth are calculated: System rentals, rent-to-own arrangements and leases establish a third-party equipment-access route. The stated field-service limitation qualifies universal availability; neither the offering nor its category list supplies numerical leasing weights. ([team-ate.com](https://www.team-ate.com/services))
- Evidence informing base-year allocation inputs; displayed values and growth are calculated: The company distinguishes its representation activities from inventory-based equipment transactions, supporting role-specific classification rather than assigning every represented OEM transaction to resale. ([team-ate.com](https://www.team-ate.com/services))
- Evidence informing forecast-year allocation inputs; displayed values and growth are calculated: The company distinguishes its representation activities from inventory-based equipment transactions, supporting role-specific classification rather than assigning every represented OEM transaction to resale. ([team-ate.com](https://www.team-ate.com/services))
- Evidence informing base-year allocation inputs; displayed values and growth are calculated: Purchasing surplus equipment for inventory, SoC/memory equipment offerings and rental/lease arrangements establish merchant commercial routes. The absence of a worldwide field-service organization qualifies support assumptions but supplies no revenue weight. ([team-ate.com](https://www.team-ate.com/services))
- Evidence informing forecast-year allocation inputs; displayed values and growth are calculated: Purchasing surplus equipment for inventory, SoC/memory equipment offerings and rental/lease arrangements establish merchant commercial routes. The absence of a worldwide field-service organization qualifies support assumptions but supplies no revenue weight. ([team-ate.com](https://www.team-ate.com/services))

52. Advantest Pre-Owned Solutions - Business

- Evidence informing base-year allocation inputs; displayed values and growth are calculated: The OEM's pre-owned business includes equipment resale, license switching, installation and maintenance support. This supports the purchase boundary beyond new equipment, without establishing resale revenue or a future share. ([advantest.com](https://www.advantest.com/en/customer-services/apo/business/))
- Evidence informing forecast-year allocation inputs; displayed values and growth are calculated: The OEM's pre-owned business includes equipment resale, license switching, installation and maintenance support. This supports the purchase boundary beyond new equipment, without establishing resale revenue or a future share. ([advantest.com](https://www.advantest.com/en/customer-services/apo/business/))
- Evidence informing base-year allocation inputs; displayed values and growth are calculated: OEM-managed pre-owned transactions include license switching, installation and maintenance, supporting direct classification when the consolidated manufacturer is the seller regardless of equipment age. ([advantest.com](https://www.advantest.com/en/customer-services/apo/business/))
- Evidence informing forecast-year allocation inputs; displayed values and growth are calculated: OEM-managed pre-owned transactions include license switching, installation and maintenance, supporting direct classification when the consolidated manufacturer is the seller regardless of equipment age. ([advantest.com](https://www.advantest.com/en/customer-services/apo/business/))
- Evidence informing base-year allocation inputs; displayed values and growth are calculated: The OEM-managed resale alternative qualifies an assumption that all pre-owned equipment passes through independent resellers and provides a commercial counterforce to merchant growth, without measuring its magnitude. ([advantest.com](https://www.advantest.com/en/customer-services/apo/business/))
- Evidence informing forecast-year allocation inputs; displayed values and growth are calculated: The OEM-managed resale alternative qualifies an assumption that all pre-owned equipment passes through independent resellers and provides a commercial counterforce to merchant growth, without measuring its magnitude. ([advantest.com](https://www.advantest.com/en/customer-services/apo/business/))

53. IFRS Foundation - IFRIC Update March 2023: Definition of a Lease-Substitution Rights

- Evidence informing base-year allocation inputs; displayed values and growth are calculated: The identified-asset, control and substantive-substitution criteria support distinguishing equipment leasing from outsourced testing services. This is a classification premise for both anchors, not evidence of market prevalence. ([ifrs.org](https://www.ifrs.org/news-and-events/updates/ifric/2023/ifric-update-march-2023/))
- Evidence informing forecast-year allocation inputs; displayed values and growth are calculated: The identified-asset, control and substantive-substitution criteria support distinguishing equipment leasing from outsourced testing services. This is a classification premise for both anchors, not evidence of market prevalence. ([ifrs.org](https://www.ifrs.org/news-and-events/updates/ifric/2023/ifric-update-march-2023/))

54. Spirox Corporation - 2025 Annual Report

- Evidence informing base-year allocation inputs; displayed values and growth are calculated: Consolidated revenue decreased from NTD xx.xx in 2024 to NTD xx.xx in 2025, providing a mixed-product intermediary countercheck to uniform channel growth rather than a global allocation weight. ([file.spirox.com.tw](https://file.spirox.com.tw/Annual%20Reports/2025/xx.xx%E5%B9%B4%E5%BA%A6%E5%B9%B4%E5%A0%B1%xx.xx%E8%8B%B1%E6%xx.xx%xx.xx%xx.xx.pdf))
- Evidence informing forecast-year allocation inputs; displayed values and growth are calculated: Consolidated revenue decreased from NTD xx.xx in 2024 to NTD xx.xx in 2025, providing a mixed-product intermediary countercheck to uniform channel growth rather than a global allocation weight. ([file.spirox.com.tw](https://file.spirox.com.tw/Annual%20Reports/2025/xx.xx%E5%B9%B4%E5%BA%A6%E5%B9%B4%E5%A0%B1%xx.xx%E8%8B%B1%E6%xx.xx%xx.xx%xx.xx.pdf))
- Evidence informing base-year allocation inputs; displayed values and growth are calculated: Semiconductor-equipment revenue was NTD xx.xx in 2025, separately from service and maintenance. Agency/distribution, own products and adjacent equipment prevent attributing the full amount to merchant SoC/memory tester sales. ([file.spirox.com.tw](https://file.spirox.com.tw/Annual%20Reports/2025/xx.xx%E5%B9%B4%E5%BA%A6%E5%B9%B4%E5%A0%B1%xx.xx%E8%8B%B1%E6%xx.xx%xx.xx%xx.xx.pdf))
- Evidence informing forecast-year allocation inputs; displayed values and growth are calculated: Semiconductor-equipment revenue was NTD xx.xx in 2025, separately from service and maintenance. Agency/distribution, own products and adjacent equipment prevent attributing the full amount to merchant SoC/memory tester sales. ([file.spirox.com.tw](https://file.spirox.com.tw/Annual%20Reports/2025/xx.xx%E5%B9%B4%E5%BA%A6%E5%B9%B4%E5%A0%B1%xx.xx%E8%8B%B1%E6%xx.xx%xx.xx%xx.xx.pdf))

55. KYEC (2449) - Q4 2025 Investor Update

- Evidence informing base-year allocation inputs; displayed values and growth are calculated: KYEC reports 2025 wafer-probe revenue at xx.xx%; this is a buyer-activity input requiring the disclosed equipment-value and coverage corrections, not a directly observed tester share.
- Evidence informing forecast-year allocation inputs; displayed values and growth are calculated: KYEC reports 2025 wafer-probe revenue at xx.xx%; this is a buyer-activity input requiring the disclosed equipment-value and coverage corrections, not a directly observed tester share.
- Evidence informing base-year allocation inputs; displayed values and growth are calculated: Reported final-test revenue of xx.xx% supplies the conventional package-test proxy before the assumed exclusion of adjacent activity.
- Evidence informing forecast-year allocation inputs; displayed values and growth are calculated: Reported final-test revenue of xx.xx% supplies the conventional package-test proxy before the assumed exclusion of adjacent activity.
- Evidence informing base-year allocation inputs; displayed values and growth are calculated: The company's xx.xx% data-processing application mix anchors the modeled addressable advanced-SoC purchasing cohort; it does not measure bare-die equipment sales.
- Evidence informing forecast-year allocation inputs; displayed values and growth are calculated: The company's xx.xx% data-processing application mix anchors the modeled addressable advanced-SoC purchasing cohort; it does not measure bare-die equipment sales.
- Evidence informing base-year allocation inputs; displayed values and growth are calculated: The same application-mix input constrains the intermediate-assembly cohort; reported capital expenditure is a broad spending cross-check, not insertion-specific equipment revenue.
- Evidence informing forecast-year allocation inputs; displayed values and growth are calculated: The same application-mix input constrains the intermediate-assembly cohort; reported capital expenditure is a broad spending cross-check, not insertion-specific equipment revenue.

56. Advantest to Showcase Latest Test Solutions at SEMICON Southeast Asia 2025, May 20-22
    - Evidence informing base-year allocation inputs; displayed values and growth are calculated: The May xx.xx 2025 announcement identifies a die-level handler linked with a tester for singulated dies, establishing a base-year commercial offering but not its delivered equipment receipts.
    - Evidence informing forecast-year allocation inputs; displayed values and growth are calculated: The May xx.xx 2025 announcement identifies a die-level handler linked with a tester for singulated dies, establishing a base-year commercial offering but not its delivered equipment receipts.
    - Evidence informing base-year allocation inputs; displayed values and growth are calculated: The same dated offering includes partially assembled dies. Only attributable tester receipts, not the handler value, enter the allocation model.
    - Evidence informing forecast-year allocation inputs; displayed values and growth are calculated: The same dated offering includes partially assembled dies. Only attributable tester receipts, not the handler value, enter the allocation model.
57. Teradyne - Second-Quarter 2025 Earnings Call Prepared Remarks, July 30, 2025
    - Evidence informing base-year allocation inputs; displayed values and growth are calculated: July xx.xx 2025 prepared remarks report an HBM4 post-stack win and state that the new insertion was not pervasive, qualifying the assumed intermediate-assembly uptake.
    - Evidence informing forecast-year allocation inputs; displayed values and growth are calculated: July xx.xx 2025 prepared remarks report an HBM4 post-stack win and state that the new insertion was not pervasive, qualifying the assumed intermediate-assembly uptake.
    - Evidence informing base-year allocation inputs; displayed values and growth are calculated: The remarks distinguish new system purchases from upgrades of existing capacity. This supports retaining reuse and incremental-receipt adjustments rather than equating every new deployment opportunity with a full new tester.
    - Evidence informing forecast-year allocation inputs; displayed values and growth are calculated: The remarks distinguish new system purchases from upgrades of existing capacity. This supports retaining reuse and incremental-receipt adjustments rather than equating every new deployment opportunity with a full new tester.
58. Teradyne Introduces Integrated Test Solution for AI and Data Center Devices in Collaboration with Tokyo Electron
    - Evidence informing forecast-year allocation inputs; displayed values and growth are calculated: The June xx.xx 2026 coordinated singulated-device offering supports commercial availability relevant to the forecast; it does not establish 2025 sales or the modeled 2032 penetration.
    - Evidence informing forecast-year allocation inputs; displayed values and growth are calculated: The offering references multiple advanced-packaging points, but this is not evidence that an individual delivery has accepted multi-insertion coverage.
59. Amkor Technology - IC Semiconductor Test Services
    - Evidence informing base-year allocation inputs; displayed values and growth are calculated: The company's service description separates wafer probe, testing between assembly steps and final testing, supporting the insertion mapping rather than a sales weight or complete-tester purchase requirement.
    - Evidence informing forecast-year allocation inputs; displayed values and growth are calculated: The company's service description separates wafer probe, testing between assembly steps and final testing, supporting the insertion mapping rather than a sales weight or complete-tester purchase requirement.

18. Competitive Landscape

18.1. Market Share Analysis, 2025

[redacted] This creates a specific incumbent-versus-challenger choice: compare a documented retention route with a written migration commitment, including the assets and customer approvals each preserves. Neither supplier's catalog establishes universal portability.

Portfolio overlap creates bargaining leverage only when the alternatives address the same purchasing mandate. Teradyne, Inc.'s Magnum xx.xx spans several memory families and low-end SoC applications, while its engineering and production configurations differ. [redacted]

Acquisition routes can contest an equipment purchase without changing the underlying platform. [redacted] Flexibility in ownership may broaden access while increasing coordination among the owner, seller, rightsholder, and service provider.

Figure 30. Global SoC & Memory Semiconductor Tester Market Share, by Key Player, 2025

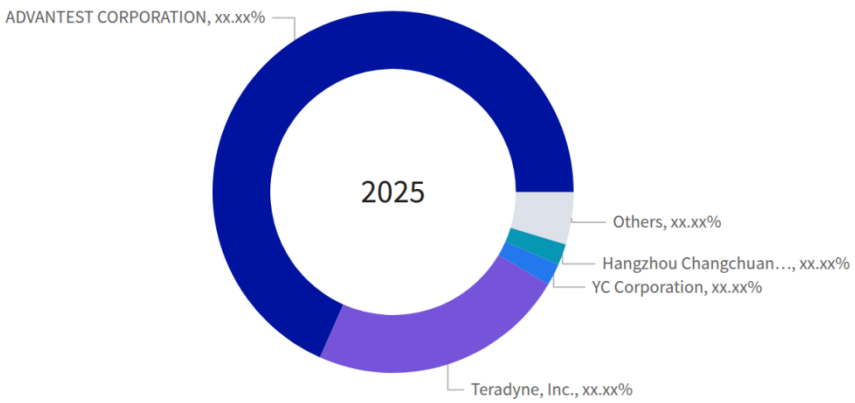

Table 410. Global SoC & Memory Semiconductor Tester Market Share, by Key Player, 2025

Key Player	Share (%)
ADVANTEST CORPORATION	xx.xx
Aemulus Corporation Sdn Bhd	xx.xx
Chroma ATE Inc.	xx.xx
Cohu, Inc.	xx.xx
Exicon Co., Ltd.	xx.xx
Hangzhou Changchuan Technology Co., Ltd.	xx.xx
Hprobe	xx.xx
INNOTECH	xx.xx
SEICHITECH	xx.xx
SPEA	xx.xx
Teradyne, Inc.	xx.xx
UniTest Co., Ltd.	xx.xx
YC Corporation	xx.xx
Others	xx.xx

Sources & Evidence

1. Magnum 2 | Memory Test Solution from Teradyne
   - Magnum xx.xx lists several memory families and low-end SoC applications and distinguishes engineering and production configurations. ([teradyne.com](https://www.teradyne.com/products/magnum-xx.xx/))
   - Evidence informing base-year company-share estimates: Magnum xx.xx supports memory/logic participation and differentiated engineering and production configurations; product breadth does not establish accepted-configuration sales weights.
2. V93000 | SoC Test Systems | ADVANTEST CORPORATION
   - Advantest describes V93000 compatibility across generations, supporting the conditional incumbent-retention comparison. ([advantest.com](https://www.advantest.com/en/products/semiconductor-test-system/soc/v93000/))
   - Evidence informing base-year company-share estimates: V93000 establishes the SoC platform and compatibility premise relevant to the attribution and Knowledge challenge; it does not quantify retained-customer revenue.
3. Business | Advantest Pre-Owned Solutions | ADVANTEST CORPORATION
   - Advantest presents its own pre-owned equipment business, supporting comparison with intermediary acquisition routes without establishing equipment-specific availability. ([advantest.com](https://www.advantest.com/en/customer-services/apo/business/))
   - Evidence informing base-year company-share estimates: The OEM-managed pre-owned offering supports the existence of refurbishment, rights-transfer and continuing-support routes, not a separate measured revenue increment.
4. TEAM A.T.E. | Services
   - TEAM A.T.E. describes rental, leasing, and secondary-equipment services and states that it does not maintain a worldwide field-service organization. ([team-ate.com](https://www.team-ate.com/services))

5. Chroma 3680 Advanced SoC Test System

· Chroma advertises xx.xx program and pattern converters and acceptance of other testers' interface boards and probe cards; these are advertised migration features, not universal portability. ([chromaate.com](https://www.chromaate.com/en/product/advanced_soc_analog_test_system_3680_36))

· Evidence informing base-year company-share estimates: The xx.xx offering establishes conventional SoC tester participation and an advertised migration proposition, but supplies no observed revenue fraction or customer-migration rate.

6. UniTest - Notice of the 26th Annual General Meeting of Shareholders, March 12, 2026

· Evidence informing base-year company-share estimates: The company meeting notice presents calendar-2025 consolidated revenue of KRW xx.xx providing the annual financial anchor; it is not an eligible tester-revenue subtotal.

7. UniTest - Quarterly Report for the Period Ended March 31, 2025

· Evidence informing base-year company-share estimates: The filing separately reports the broad component/high-speed-burn-in/SSD/convergence equipment category for 2024 and 2025 Q1, distinguishes module and solar activity, and states that product receipts can include revision parts.

8. INNOTECH CORPORATION - Consolidated Financial Statements for the Fiscal Year Ended March 31, 2026

· Evidence informing base-year company-share estimates: The statement separates external Testers and STAr revenue for both March-ending fiscal periods, supplying narrower quantitative anchors than total corporate revenue.

9. テスター/プローブカード｜イノテック株式会社

· Evidence informing base-year company-share estimates: The official portfolio principally positions RETSET for NAND production and separately identifies image-sensor and other equipment, supporting a narrower eligibility bridge rather than whole-line attribution.

10. Group Companies｜INNOTECH CORPORATION

· Evidence informing base-year company-share estimates: The group disclosure identifies STAr within INNOTECH and emphasizes reliability systems and probe cards, supporting consolidated counting once and substantial exclusions from the eligible equipment numerator.

11. STAr Technologies - Automated Test Equipment

· Evidence informing base-year company-share estimates: STAr separately advertises integrated mixed-signal ATE alongside power, parametric and modular instrumentation offerings. This supports category differentiation, not the assumed eligible revenue fraction.

12. Advantest - Q3 FY2025 Financial Briefing, January 28, 2026

· Evidence informing base-year company-share estimates: Quarterly SoC and memory product revenues reproduce calendar-2025 totals of JPY xx.xx and JPY xx.xx; eligibility deductions remain modeled.

13. Federal Reserve Board - Foreign Exchange Rates, G.5A, January 5, 2026

· Evidence informing base-year company-share estimates: Official annual foreign-exchange statistics support the calendar-year currency-conversion framework used for the Japanese supplier numerator.

· Evidence informing base-year company-share estimates: Reports a 2025 average of USD xx.xx per euro; the model explicitly rounds this to USD xx.xx per euro.

· Evidence informing base-year company-share estimates: Reports a 2025 average of CNY xx.xx per USD; the model uses an explicitly rounded CNY xx.xx conversion.

14. Teradyne, Inc. - Form 10-K for the Year Ended December 31, 2025

· Evidence informing base-year company-share estimates: The filing reports 2025 point-in-time SoC and memory revenue of USD xx.xx and USD xx.xx and identifies replacement parts within point-in-time recognition.

15. Cohu, Inc. - Form 10-K for the Fiscal Year Ended December 27, 2025

· Evidence informing base-year company-share estimates: Systems-Semiconductor Test & Inspection revenue was USD xx.xx in fiscal 2025, providing the financial ceiling for the scoped complete-SoC-tester estimate.

16. Chroma ESG - Green Revenue & Financial Performance
    - Evidence informing base-year company-share estimates: The company's disclosure reports 2025 consolidated revenue of NTD xx.xx and xx.xx% growth; it supports a broad financial ceiling, not the assumed conventional-ATE mix.
17. SPEA - About SPEA
    - Evidence informing base-year company-share estimates: SPEA reports more than xx.xx installed machines across its broad portfolio. This cumulative stock anchors, but does not directly observe, the modeled annual eligible-equipment receipts.
18. SPEA - Semiconductor Test Equipment: IC, MEMS, KGD & Wafer
    - Evidence informing base-year company-share estimates: The semiconductor portfolio distinguishes tester offerings from handling, probing, MEMS and power categories, supporting the model's eligibility deductions rather than full installed-stock attribution.
19. 杭州长川科技股份有限公司 2025 年年度报告全文
    - Evidence informing base-year company-share estimates: The report identifies 2025 tester revenue of CNY xx.xx, separates handlers and other products, and identifies D9000 SoC equipment; the xx.xx% eligible mix remains assumed.
20. Advantest - T5503HS2 Memory Test Systems
    - Evidence informing base-year company-share estimates: The T5503HS2 offering supports the existence of a memory-system upgrade route, not a measured upgrade-sales proportion.
21. Cohu - Diamond Series Test Platform
    - Evidence informing base-year company-share estimates: Diamond Series identifies SoC and MCU applications alongside display-driver applications, supporting the need for a device-scope adjustment.
22. Exicon Co., Ltd. - 2026 Company Presentation
    - Evidence informing base-year company-share estimates: Reports 2025 sales of KRW xx.xx and distinguishes component-memory, module, storage and burn-in offerings; supports the revenue ceiling and scope filters, not the assumed sales mix.
23. YC Corporation - Business Report for the Year Ended December 31, 2025
    - Evidence informing base-year company-share estimates: Reports KRW xx.xx of 2025 memory-wafer-tester and related equipment, parts, modification and service-category revenue; supports the modeled equipment conversion.
24. Mycronic - Global Technologies makes acquisition in France
    - Evidence informing base-year company-share estimates: Establishes EUR xx.xx of 2024 Hprobe sales, xx.xx employees and acquisition on March xx.xx 2025; provides the prior-period commercial scale anchor.
25. Hprobe - MRAM Test
    - Evidence informing base-year company-share estimates: Separates functional IBEX-WS applications from parametric IBEX-WAT applications, supporting the scope distinction but not a revenue allocation.
26. SEICHITECH - Investors: commercial operating disclosures
    - Evidence informing base-year company-share estimates: The January xx.xx 2026 investor response reports CNY xx.xx semiconductor-test revenue for the first nine months of 2025; supports annualization rather than an observed full-year subtotal.
27. SEICHITECH - Repair During Burn-In Tester
    - Evidence informing base-year company-share estimates: Identifies a memory test-and-burn-in equipment offering within a portfolio that separately includes probe cards and display equipment; supports differentiated equipment-scope treatment.
28. Aemulus Holdings Berhad - Annual Report 2025, Part 2
    - Evidence informing base-year company-share estimates: Provides fiscal-2025 company revenue by mobile/tablet, CIS, automotive/industrial, data-centre/AI and medical applications; supplies the application-weighted commercial anchors.

29. Aemulus Holdings Berhad - Annual Report 2025, Part 3
    - Evidence informing base-year company-share estimates: Reports MYR xx.xx outright sales within MYR xx.xx revenue and identifies ACSB and its operating subsidiary relationship; supports the service deduction and operating-subgroup attribution.
30. Aemulus Corporation Sdn Bhd - AMB5600
    - Evidence informing base-year company-share estimates: Identifies AMB5600 SoC, MCU, IoT and connectivity applications; establishes relevant offering scope without measuring the assumed eligible application fractions.

18.2. Market Concentration Analysis, 2025

Commercial control resides partly in the usable platform relationship rather than the equipment chassis alone. ADVANTEST CORPORATION supplies V93000 with SmarTEST software, while NI and Marvin provide integrated open-standard systems with their own software and interfaces. [redacted]

Own-brand and represented equipment create different bargaining relationships. Spirox Corporation markets SP2500 separately from NI-developed STS. [redacted]

Averna advertises semiconductor integration and SoC verification, while ATS Technology Services, Inc. describes integrating OEM equipment into turnkey test cells. An integrator can supply a commercially important acceptance and deployment relationship without owning the underlying tester platform. [redacted]

Ownership and naming relationships also limit the independence of apparent alternatives. [redacted] The precise record-level relationships remain to be reconciled before assessing independent counterparties; neither pair should be used to imply additional bargaining alternatives merely because the names differ.

[redacted] That changes the ownership of an instrument business; it does not establish a new independent complete

SoC or memory tester. Buyers and partners should identify the business retaining each product, entitlement, and support obligation rather than attribute the same instrument activity separately to both participants.

■■■■■■■■■■ ■■■■■■■ ■■■■■■■■■■■■■ ■■■■■■■■ ■■■■ ■■■ ■■■■■■ ■■■■■■■ ■■■■■■■ ■■■■■■■ ■■■■■ ■■■■■■ ■■■■■■■■■■ ■■■■■ ■■■■ ■■■■■■ ■■■■ ■■■■■■ ■■■■■■■■■■ ■■■ ■■■■■■■■■■■■■■■ ■■■■■■■ ■■■■ ■■■■ ■■■■ ■■■■ ■■ ■■■■■■ ■■■■ ■■■■■■■■■■ ■■■■■■■■■ ■■ ■■■■■■■■ ■■■■■ ■■■■■■■■ ■■ ■ ■■■■■■■■■■ ■■■■■■■■■■ ■■■ ■■■■■■■■■ ■ ■■■■■■■■ ■■■■■■■■ ■■■■■■■■■■ These records establish commercial relationships at different dates, not a current independent IT&T product catalog or a transferable licensing mandate. A purchaser should identify the operating seller and applicable rights before treating the parent, venture, and historical partner as interchangeable sources.

Sources & Evidence

1. V93000 | SoC Test Systems | ADVANTEST CORPORATION
   · The V93000 page identifies SmarTEST software and a flexible licensing structure, supporting the distinction between equipment and platform obligations. ([advantest.com](https://www.advantest.com/en/products/semiconductor-test-system/soc/v93000/))
2. What Is the Semiconductor Test System (STS)? - NI
   · STS combines modular PXI hardware with STS software and standardized integration, supporting the distinction between architecture and completed-system accountability. ([ni.com](https://www.ni.com/en/shop/electronic-test-instrumentation/what-is-the-semiconductor-test-system.html))
3. PXIe Semiconductor Test System | Marvin Test Solutions, Inc.
   · The integrated offering supports distinguishing open-standard hardware architecture from vendor-specific software and interface obligations. ([marvintest.com](https://www.marvintest.com/Product/TS-960e-Series))
4. Spirox Corporation - 2024 Annual Report
   · Spirox's 2024 annual report describes a scope-limited NI agency, service, and maintenance relationship with conditional renewal; it does not establish subsequent renewal. ([file.spirox.com.tw](https://file.spirox.com.tw/Annual%20Reports/2024/xx.xx%E5%B9%B4%E5%BA%A6%E5%B9%B4%E5%A0%B1%xx.xx%E8%8B%B1%E6%xx.xx%xx.xx%xx.xx.pdf))
5. SoC Test System-Spirox Corporation
   · The SP2500 page establishes Spirox's own-brand system proposition separately from its NI-developed STS listing. ([spirox.com.tw](https://www.spirox.com.tw/products-detail/SoC-Test-System/))
6. Semiconductor Test System-Spirox Corporation
   · Spirox separately catalogs STS as NI-developed equipment, supporting differentiation from SP2500 ownership and obligations. ([spirox.com.tw](https://www.spirox.com.tw/products-detail/Semiconductor-Test-System/))
7. 集成电路测试机-SoC 测试机-胜达克半导体/SANDTEK-东方中科
   · Dongfang Zhongke maintains a seller-side SandTek SoC-equipment catalog; this does not independently establish the OEM appointment applicable to an order. ([dfzk.com](https://www.dfzk.com/sandtek/))
8. About ATS | ATS Malaysia
   · ATS describes integrating OEM semiconductor-test equipment into turnkey test cells, establishing an integration role rather than independent platform ownership. ([ats-global.co](https://ats-global.co/company/))
9. Automated Semiconductor Test & Measurement Solutions | Averna
   · Averna advertises semiconductor integration and IC, ASIC, and SoC verification, supporting the distinction between integration and underlying OEM obligations. ([averna.com](https://www.averna.com/en/industries/semiconductors))

10. Company Profile - ELES
    - ELES's official profile uses ELES Spa and describes the semiconductor-reliability business connected to the ELES portfolio; the names do not establish separate operating alternatives. ([eles.com](https://www.eles.com/company-profile.html))
11. About RI | Roos Instruments
    - Roos's official history identifies Roos Instruments, Inc. within the Roos-branded business, supporting the naming-pair comparison without establishing a second independent supplier. ([roos.com](https://roos.com/company.html))
12. 武汉精测电子集团股份有限公司向特定对象发行 A 股股票募集说明书（申报稿）
    - Wuhan Jingce's November 2020 filing identifies IT&T Co., LTD and the Wuhan Jinghong memory-equipment venture established in 2018; this is historical relationship evidence. ([static.cninfo.com.cn](https://static.cninfo.com.cn/finalpage/2020-xx.xx-xx.xx/xx.xx.PDF))
13. 武汉精测电子集团股份有限公司关于子公司增资扩股暨关联交易的公告
    - The August 2026 disclosure identifies Wuhan Jinghong as a controlled subsidiary and describes a proposed capital expansion, not a completed independent licensing transfer. ([disc.static.szse.cn](https://disc.static.szse.cn/download/disc/disk03/finalpage/2026-xx.xx-xx.xx/b35680c5-e3fe-xx.xx-84e5-d09509688b6e.PDF))
14. Teradyne, Inc. - Form 10-Q for the Quarterly Period Ended June 28, 2026
    - Teradyne confirms control and consolidation of MLTP's contributed test-and-measurement business; instrument ownership does not establish another complete-tester competitor. ([investors.teradyne.com](https://investors.teradyne.com/sec-filings/all-sec-filings/content/xx.xx-xx.xx-xx.xx/xx.xx-xx.xx-xx.xx.pdf))

18.3. Recent Developments & Impact Analysis, 2025

Teradyne, Inc.'s quarterly filing confirms that MultiLane Test Products was formed with MultiLane on April xx.xx 2026, with Teradyne control and consolidation of the contributed test-and-measurement business. ■■■ ■■■■■■■■■■■ ■■■■■■ ■■■■■■■■ ■■■■■■■ ■■ ■■■■■■■■■■ ■■■■■■ ■■■ ■■■■■ ■■■■■■■■■■■■■■■■■■ ■■■ ■■■■■ ■■ ■■■■■■■ ■■■■■■■■■■■ ■■■■■■■■■■■■■■■ ■■■■■■■■■■■■ Customers should confirm which entity now supplies the relevant instruments, software rights, and support; retained MultiLane activities must be distinguished from the transferred business.

Mycronic completed its acquisition of Hprobe on March xx.xx 2025. This placed a specialist MRAM and magnetic-sensor equipment business within Mycronic's Global Technologies division. ■■■ ■■■■■■■■■■■■■ ■■■■■■■■ ■■■ ■■■■■■■■■ ■■■■■■ ■■■■■■■■ ■ ■■■■■■■■■ ■■■■■■■■■■ ■■■■■■■■■■■■ ■■■■■■■■ ■■■ ■■ ■■■■ ■■■ ■■■■■■■■■ ■■■■■■■ ■■■■■■■■■■ ■■■■■■■■ ■■ ■■■■■■■■■■■■■ ■■■■■■ ■■■■■ ■■■■■■■■■■■■■■■ ■■■■■■■ ■■■■■■■■■■■■ ■■■ ■■■■■■■■■■■■■ ■■■■■■■■ ■■■■ ■■■■ ■■■■■■■ ■■ ■■■■■■■■■■■■■ ■■■■■■■■■ ■■■ ■■■■■■■ ■■■■■ ■■■■■■ ■■■■■ ■■■■■■■■ ■■■■■■■■■■ ■■■■■■■■■ ■■■ ■■■■■■ ■■■■■■■■■■■■■■■■ ■■■■ ■ ■■■■■ ■■■ ■■■■■■■■■

Ownership change and brand consolidation also require different interpretations. ELES's regulated announcement confirms its residual-share acquisition procedure and delisting effective April xx.xx 2026 under the Xenon-controlled EBidCo transaction. ■■■■■■■■■■■ ■■■■■■ ■■■■■ ■■■■■■■■■ ■■■ ■■■■■■ ■■■■ ■■ ■■■■■ ■■■ ■■■■■ ■■■■■■■■ ■■■ ■■■■■■ ■■■■■■■■■ ■■■■■■■ ■■■■■■■■■■ ■■■■■ ■ ■■■■■■ ■■■■■ ■■■■ ■■■■■■■■ ■■■■■■■■■ ■■■ ■■■■■■■■ ■■■■■■■■■■ ■■■■■■■ ■■■■■■■■■■ ■■ ■■■■ ■■■■■■■■■■■ ■■■■ ■■■ ■■■■■■■■■ ■■■ ■■■■■■■■■ ■■■■■■■■ ■■ ■ ■■■■■■ ■■■■■■■■ ■■■■■■■■■ ■■■■■■ ■■■■■■■■■■■ ■■■■■■■■■■■ ■■■■■■■■■■■ ■■■■■■ ■■■■■■ ■■■ ■■■■■■ ■■■■■ ■■■■■■■■ ■■■■■■■ ■■■■■■■■■■■■ ■■■ ■■■■■■■■

■■■■■■■■■■■■■■■■■ ■■■■■■■ ■ ■■■■■■ ■■■■■■■ ■■■ ■ ■■■■■■ ■■■■■ ■■■■■■ ■■■■■■■■■■■■■■■ ■■■■■■■■■ ■■■■■■■■■■■■

Sources & Evidence

1. Global Technologies makes acquisition in France
   · Mycronic's March xx.xx 2025 announcement states that Global Technologies acquired Hprobe, establishing a completed ownership change involving MRAM and magnetic-sensor equipment. ([mycronic.com](https://www.mycronic.com/news-events/our-press-releases/global-technologies-makes-acquisition-in-france/))
2. Teradyne, Inc. - Form 10-Q for the Quarterly Period Ended June 28, 2026
   · The filing confirms that Teradyne and MultiLane formed MLTP on April xx.xx 2026 and that MultiLane contributed its test-and-measurement assets. ([investors.teradyne.com](https://investors.teradyne.com/sec-filings/all-sec-filings/content/xx.xx-xx.xx-xx.xx/xx.xx-xx.xx-xx.xx.pdf))
3. ELES - OPA Xenon: CS delisting azioni Eles, April 24, 2026
   · The regulated April xx.xx 2026 announcement confirms the ELES residual-share acquisition procedure and delisting effective that day and identifies EBidCo as indirectly Xenon-controlled. ([emarketstorage.it](https://www.emarketstorage.it/sites/default/files/comunicati/2026-xx.xx/20260424_182769.pdf))
4. Cosmic is Born: A New Global Player for Semiconductor Test Solutions - Built on Decades of Experience
   · Cosmic's March xx.xx 2026 announcement identifies the former Microtest group's new brand and separate equipment and services divisions following Xenon's investment. ([cosmic-group.com](https://cosmic-group.com/cosmic-is-born-a-new-global-player-for-semiconductor-test-solutions-built-on-decades-of-experience/))

18.4. Product Portfolio Analysis, 2025

■■■ ■■■■■■■■■■■ ■■■■■■■■ ■■■■■■■■■■■ ■■■■■■■■■ ■■■■ ■■■■■■■■■ ■■■■■■■■■■■ ■■■■■■■■■ ■■■■■ ■■■■■■■ ■■■■■■■■ ■■■■■■■ ■■■■■■■■■ ■■■■ ■■■ ■■■■■■■■■■■■■■■■■ ■■■■■ ■■■■■ ■■■■■■■■■■ ■■■ ■■■ ■■■■■■■ ■■■ ■■■■■■■■■■■ ■■■■■■ ■■■■■■■■■■■■■ ■■■ ■■■ ■■■■■■■■■■■■■

These are credible starting points for a signal-chain-oriented shortlist, not evidence that either configuration replaces a dedicated memory tester. The purchasing comparison should preserve the intended device application and equipment obligation rather than aggregate every product in either supplier's broader test-cell portfolio.

Hangzhou Changchuan Technology Co., Ltd.'s fiscal 2025 report identifies D9000 as production SoC equipment for wafer and packaged-device applications. ■■■■■■■■ ■■■■■■■■ ■■■■■■■■ ■■■■ ■■■■■■■■■■■■ ■■■■■■■■■■■ ■■■ ■■■ ■■■■■■■■■■■■■ ■■■■■■ ■■■■■■■■■■ ■■■■ ■■■■■■■■■■■■■ ■■■■■■■■■■ ■■■■■■ ■■■ ■■■■■■■■ ■■■ ■■■■■■■■■■ ■■■■■■■■■■■ ■■■■■■ ■■■■■■■■ ■■■■■■■■■■ ■■■■■■■■■■■■■ ■■■■■■■■■■■■■■■■ ■■■■■■■■■■■ ■■■■■■■■■■ ■■ ■■■■■■■■■■■ ■■■■■■■■■■■■■■■■■■■ ■■■■■■■■■■ ■■■ ■ ■■■■■ ■■■■■■■■■■■■■■■■■ ■■■■■■■■■■■■ Another customer's use does not establish acceptance for a new buyer, and group-level international relationships do not settle model-specific support.

Macrotest Semiconductor Technology Co., Ltd.'s MS8000 lists microprocessor, FPGA, and several memory-device applications. SandTek Semiconductor Technology (SHANGHAI) Co., Ltd. presents ADAPTSTAR for production SoC applications including MCU and IoT devices. ■■■■■■■■ ■■■■■■■■■■■■ ■■■ ■■■ ■■■■■■■■■■ ■■■■■■■■ ■■■ ■■■■ ■■■■ ■■■■ ■■■ ■■■■■■■■■■■■■ ■■■■■■■■■■■■■ ■■■■■■■ ■■■■■■■■■■■■■ ■■■■■■■ ■■■■■■■ ■■■■■■■■ ■■■ ■■■■■■■ ■■■■■■■■■■■■■

RESEARCH SAMPLE REPORT

[redacted]

AEM supplies an application-specific ATE route combining system hardware, software, and support, with named configurations and SoC, SiP, and memory applications. It offers a different commercial choice from selecting an established catalog configuration: a buyer can seek a tailored equipment obligation, but must identify the deliverables, acceptance responsibility, and continuing support attached to that customization. [redacted]

[redacted] Exicon Co., Ltd.'s 2026 presentation distinguishes i7000 component testers from i1000 module testers. These differences determine the realistic peer group: a wafer-memory purchase should not use a module-system proposal as negotiating leverage unless the proposed equipment satisfies the same semiconductor-device requirement.

[redacted] Neumonda GmbH's Rhinoe proposition instead combines DRAM component and module coverage with memory-array and burn-in roles. A buyer should compare the accepted die, component, or module obligation separately; broader memory terminology does not erase those differences.

Engineering-memory purchasing has its own alternatives. [redacted] These offerings can address focused engineering mandates without establishing interchangeable production-platform commitments.

Hprobe provides a narrower embedded-memory proposition: IBEX-WS is advertised for functional testing and wafer sorting of SoCs containing embedded MRAM, distinct from IBEX-WAT wafer-acceptance equipment. The relevant buyer question is whether the specialist scope complements or satisfies the intended embedded-MRAM insertion. [redacted]

Open-standard architecture can be purchased as an integrated system. Marvin Test Solutions, Inc.'s TS-960e combines PXI Express hardware, a device interface, and vendor software for SoC and SiP applications. ▪▪▪▪ ▪▪▪ ▪▪ ▪ ▪▪▪▪▪▪▪ ▪▪▪▪▪▪▪▪▪ ▪▪▪▪▪▪▪▪ ▪▪▪ ▪▪▪ ▪▪▪▪▪▪▪▪▪▪▪▪▪ ▪▪▪ ▪▪▪▪ ▪▪▪▪▪▪▪▪ ▪▪▪▪▪▪▪▪ ▪▪▪ ▪▪▪▪▪▪▪▪▪ ▪▪▪▪▪▪▪▪▪▪▪ ▪▪▪▪▪ ▪▪▪ ▪▪▪▪▪▪▪▪ ▪▪▪ ▪▪▪▪▪▪ ▪▪▪ ▪▪ ▪▪▪▪▪▪▪ ▪▪▪▪▪▪▪▪▪▪▪▪▪ ▪▪▪▪ ▪▪▪▪▪▪▪▪▪▪▪ ▪▪▪▪▪▪▪ ▪▪▪▪▪▪▪ ▪▪▪▪▪▪▪▪▪▪ ▪▪▪▪▪▪▪▪ ▪▪▪▪▪▪▪▪▪▪▪▪▪▪▪ ▪▪▪▪▪ ▪▪▪▪▪▪▪▪ ▪▪▪▪▪▪▪▪▪▪▪▪▪▪▪ ▪▪▪▪▪▪▪▪ ▪▪▪▪▪▪▪▪▪ ▪▪▪▪▪▪▪▪▪▪▪▪▪ ▪▪▪▪▪▪▪▪ ▪▪▪▪▪▪▪▪▪▪▪▪▪▪▪ ▪▪▪▪▪▪▪▪ ▪▪▪▪▪▪▪▪▪▪ ▪▪▪▪▪▪▪▪▪▪▪▪▪ ▪▪▪▪▪▪▪▪

Combined reliability and functional roles form a distinct equipment comparison. ELES Semiconductor Equipment S.p.▪▪ ▪▪▪▪▪▪▪▪▪▪ ▪▪▪ ▪▪▪ ▪▪▪▪▪▪ ▪▪▪▪▪▪▪▪ ▪▪▪▪▪▪ ▪▪▪▪▪▪▪▪▪▪▪▪ ▪▪▪▪▪▪▪▪▪▪▪▪ ▪▪▪ ▪▪▪▪▪▪▪▪▪▪ ▪▪▪▪▪ ▪ ▪▪▪▪▪▪ ▪▪▪▪▪▪▪▪▪▪▪▪ ▪▪▪ ▪▪▪▪▪▪▪▪▪▪▪ ▪▪▪▪▪▪▪ ▪▪▪▪▪▪▪▪▪ ▪▪▪▪▪▪▪▪ ▪▪▪ ▪▪▪▪▪▪▪▪ ▪▪▪ ▪▪▪▪▪▪▪▪▪▪▪▪ ▪▪▪▪▪▪▪▪ ▪▪▪▪▪▪▪ ▪ ▪▪▪▪▪▪▪▪▪▪▪▪ ▪▪▪▪▪▪▪▪ ▪▪▪ ▪▪▪▪▪ ▪▪▪▪ ▪▪▪▪▪▪▪▪ ▪▪▪▪▪▪▪▪ ▪▪▪ ▪▪▪▪▪▪▪▪▪▪▪▪ ▪▪▪▪▪▪▪▪▪ ▪▪▪▪▪▪▪ ▪▪▪▪▪▪▪▪ ▪▪▪▪▪▪ ▪▪▪▪▪▪ ▪▪▪▪▪▪ ▪▪▪▪▪▪▪▪▪ ▪▪▪▪▪▪ ▪▪▪▪▪▪▪▪▪▪▪▪ ▪▪▪ ▪▪▪▪▪▪▪▪▪▪ ▪▪▪▪▪▪ ▪▪▪▪▪▪▪▪▪▪▪▪ ▪▪▪▪▪ ▪▪▪▪▪ ▪▪ ▪▪▪▪▪▪▪▪ ▪▪▪▪▪▪ ▪▪▪▪ ▪▪▪▪▪▪▪▪ ▪▪▪▪▪▪▪▪▪▪ ▪▪ ▪▪▪▪▪ ▪▪▪▪▪▪▪▪▪▪▪▪▪ ▪▪▪▪▪▪▪▪▪▪ ▪▪▪▪▪▪▪▪

Lifecycle and service relationships further distinguish reliability-equipment proposals. Micro Control Company presents named high-power burn-in families alongside modernization and support services. ▪▪▪▪▪▪▪▪▪ ▪▪▪▪▪▪▪▪▪▪▪▪▪ ▪▪▪▪▪▪▪▪▪▪ ▪▪▪▪▪▪▪▪ ▪▪▪▪▪▪▪▪ ▪▪▪▪▪▪▪▪ ▪▪▪ ▪▪▪▪▪▪▪▪ ▪▪▪▪▪▪▪▪▪ ▪▪▪▪▪▪▪▪ ▪▪▪▪▪▪▪▪▪ ▪▪▪▪▪▪▪▪▪▪▪▪▪ ▪▪ ▪▪▪▪▪▪▪▪ ▪▪▪▪▪▪▪▪ ▪▪▪▪▪ ▪▪▪▪▪ ▪▪▪▪▪▪▪▪▪▪ ▪▪▪▪▪▪▪ ▪▪ ▪ ▪▪▪▪▪▪▪▪▪ ▪▪▪▪▪▪▪ ▪▪▪ ▪ ▪▪▪▪▪▪▪▪▪ ▪▪ ▪▪▪▪▪▪▪▪▪▪ ▪▪▪ ▪▪▪▪▪▪▪▪▪▪ ▪ ▪▪▪▪▪▪▪▪▪▪▪▪ ▪▪▪▪▪▪▪▪▪▪▪▪▪▪▪▪▪▪▪▪▪ ▪▪▪▪▪▪▪▪▪ ▪▪▪ ▪▪▪▪▪▪▪▪▪ ▪▪▪▪▪▪▪▪▪▪▪▪▪▪▪ ▪▪▪ ▪▪▪ ▪▪▪▪▪▪▪▪▪ ▪▪▪ ▪▪ ▪▪▪▪▪▪▪ ▪▪▪▪▪▪▪▪▪▪▪▪▪ ▪▪▪▪▪▪▪▪▪▪ ▪▪▪ ▪▪▪▪▪▪▪▪ ▪▪▪▪▪▪▪▪▪▪▪▪▪ ▪▪▪▪▪ ▪▪▪▪ ▪▪▪▪▪▪▪▪▪ ▪▪▪▪▪▪▪▪▪▪▪▪▪

▪▪▪▪▪▪▪▪▪▪ ▪▪▪▪▪▪▪▪▪▪ ▪ ▪▪▪▪▪▪▪▪ ▪▪▪ ▪▪▪▪▪▪ ▪▪▪▪▪▪▪▪▪▪ ▪▪▪▪ ▪▪▪ ▪▪▪▪▪▪▪▪▪▪ ▪▪▪▪▪▪▪▪▪▪ ▪▪▪▪▪▪▪ ▪▪▪▪▪▪ ▪▪▪▪▪ ▪▪▪▪ ▪▪▪▪▪▪▪ ▪▪▪▪▪▪▪ ▪▪▪▪▪▪▪▪▪▪ ▪▪▪▪▪▪▪▪▪▪▪▪ ▪▪▪▪▪ ▪▪▪▪▪▪▪▪ ▪▪▪▪▪▪▪▪▪▪▪▪▪ ▪▪▪▪▪▪▪▪▪▪▪▪▪▪ ▪▪▪ ▪▪▪▪▪▪▪▪▪▪▪▪▪▪ ▪▪▪▪▪▪▪▪▪▪▪▪ ▪▪▪▪▪ ▪▪▪▪▪▪▪▪ ▪▪▪▪▪▪▪▪ ▪▪▪▪▪▪▪▪ ▪▪▪▪▪▪▪▪▪ ▪▪▪▪▪▪▪▪▪ ▪▪▪▪▪▪▪▪▪▪ ▪▪▪▪▪▪▪▪▪▪ ▪▪▪▪▪▪▪▪▪▪ ▪▪▪ ▪▪▪▪▪ ▪▪▪▪ ▪▪▪ ▪▪▪▪▪▪ ▪▪▪▪▪▪▪▪ ▪▪▪ ▪▪ ▪▪▪▪▪ Cosmic Group's DMT EVO adds a modular mixed-signal engineering proposition for characterization and pre-production work. A production buyer should distinguish that documented role from an unconfirmed production-SoC configuration.

▪▪▪▪▪▪ ▪▪▪▪▪▪▪ ▪▪▪ ▪▪▪▪▪▪▪ ▪▪▪▪▪▪▪▪▪▪ ▪▪▪▪▪▪▪▪ ▪▪▪▪▪▪ ▪▪▪ ▪▪▪▪▪▪▪ ▪▪▪▪▪▪ ▪▪▪ ▪▪▪ ▪▪▪▪▪▪▪▪▪▪ ▪▪▪ ▪▪▪▪▪▪▪▪▪▪ ▪▪▪ ▪▪▪▪▪▪▪▪▪▪▪▪▪ This provides a regional memory-device alternative with a named offering, unlike a generic semiconductor-equipment description. Application suitability, legal transaction access, and destination-site support remain separate purchasing conditions; the catalog alone does not establish unrestricted cross-border availability.

Sources & Evidence

1. Magnum 2 | Memory Test Solution from Teradyne
   · The family includes memory and logic coverage but does not establish one accepted configuration for every listed application. ([teradyne.com](https://www.teradyne.com/products/magnum-xx.xx/))
2. What Is the Semiconductor Test System (STS)? - NI
   · NI describes STS as turnkey PXI-based ATE for RF, mixed-signal, and MEMS devices; the inspected description does not identify the exact SoC or memory configuration. ([ni.com](https://www.ni.com/en/shop/electronic-test-instrumentation/what-is-the-semiconductor-test-system.html))
3. PXIe Semiconductor Test System | Marvin Test Solutions, Inc.
   · Marvin advertises TS-960e as an integrated PXI Express SoC and SiP system with a device interface and vendor software. ([marvintest.com](https://www.marvintest.com/Product/TS-960e-Series))
4. Diamond Series Test Platform - Semiconductor ATE | Cohu
   · Cohu identifies Diamond Series SoC and microcontroller applications and separately lists Diamondx, DxV, and instrumentation. ([cohu.com](https://www.cohu.com/diamond-series))
5. 杭州长川科技股份有限公司 2025 年年度报告全文
   · Changchuan's fiscal 2025 report identifies D9000 production SoC testing at wafer and packaged-device stages and separately describes STI's overseas relationships. ([static.cninfo.com.cn](https://static.cninfo.com.cn/finalpage/2026-xx.xx-xx.xx/xx.xx.PDF))
6. YC Corporation - First-Quarter Report for the Period Ended March 31, 2026
   · YC's first-quarter 2026 filing identifies its DRAM and NAND wafer-test-equipment business. ([kind.krx.co.kr](https://kind.krx.co.kr/external/2026/xx.xx/xx.xx/xx.xx/xx.xx/xx.xx.htm))
7. M5512 GDDR7 Memory Test System - Introspect Technology
   · Introspect markets M5512 for GDDR7 characterization and functional testing and advertises production screening, without establishing operator-specific acceptance. ([introspect.ca](https://introspect.ca/product/m5512-gddr7-memory-test-system/))
8. MRAM Test - Magnetoresistive random access memory - NVM
   · Hprobe distinguishes IBEX-WS functional testing and wafer sorting of SoCs with embedded MRAM from IBEX-WAT parametric wafer-acceptance equipment. ([hprobe.com](https://hprobe.com/mram-test/))
9. Universal Test Platform - ELES
   · ELES advertises SoC and memory coverage, combined reliability and functional roles, and a common environment across engineering, reliability, and production. ([eles.com](https://www.eles.com/universal-test-platform.html))
10. TESTMESH - NplusT
    · NplusT presents TESTMESH as an engineering family for established and emerging nonvolatile memories, with configurations differentiated by development stage. ([n-plus-t.com](https://www.n-plus-t.com/products/testmesh/))
11. SoC Test System-Spirox Corporation
    · Spirox advertises SP2500 for SoC applications including MCU, consumer, memory-controller, and automotive devices. ([spirox.com.tw](https://www.spirox.com.tw/products-detail/SoC-Test-System/))
12. Semiconductor Test Equipment: IC, MEMS, KGD & Wafer | SPEA
    · SPEA identifies DOT and C600MX for automotive, analog mixed-signal, and SoC applications and separately presents other equipment categories. ([spea.com](https://www.spea.com/en/semiconductor-test/))
13. STS8600 - AccoTEST
    · AccoTEST markets STS8600 as a SoC system for data-center, automotive, and IoT applications. ([accotest.com](https://www.accotest.com/sts8600/))
14. Corporate Information | HYC Appears at SEMICON China 2023
    · HYC's September 2023 announcement identifies T7600 SoC ATE and reports MCU production deployment; this is a dated supplier claim. ([hyc.com](https://www.hyc.com/en/hyc/news-and-media/news/xx.xx.html))

15. MS8000 - 南京宏泰半导体科技股份有限公司

    · Macrotest presents MS8000 as a SoC system and lists microprocessors, FPGA, EEPROM, SRAM, and Flash applications. ([macrotest.com.cn](https://www.macrotest.com.cn/products_details/xx.xx.html))

16. SandTek Semiconductor Technology (SHANGHAI) Co., Ltd. | SEMI

    · SandTek's company-supplied SEMI profile presents ADAPTSTAR as a production SoC platform for applications including MCU and IoT. ([semi.org](https://www.semi.org/en/resources/ecs-directory/sandtek-semiconductor-technology-shanghai-co-ltd))

17. AMB5600 - Aemulus Corporation Sdn Bhd

    · Aemulus advertises AMB5600 for SoC, MCU, IoT, and connectivity applications. ([aemulus.com](https://aemulus.com/product/amb5600/))

18. ATE Solutions - AEM

    · AEM advertises application-specific ATE with hardware, software, support, named configurations, and SoC, SiP, and memory applications. ([aem.com.sg](https://aem.com.sg/solutions/ate-solutions/))

19. Memory Tester - Semiconductor - UniTest

    · UniTest's component-tester catalog identifies UNI5900 for packaged memory devices and separates component, module, and burn-in categories. ([uni-test.com](https://www.uni-test.com/en/semiconductor/semiconductor_list.php?part1_idx=xx.xx&part2_idx=xx.xx))

20. Exicon Co., Ltd. - 2026 Company Presentation

    · Exicon's exchange-hosted 2026 presentation distinguishes i7000 memory-component testers from i1000 memory-module testers. ([kind.krx.co.kr](https://kind.krx.co.kr/external/dst/irReference/xx.xx/%ED%9A%8C%EC%xx.xx%AC%EC%xx.xx%8C%EA%B0%9C%EC%xx.xx%9C_%EC%xx.xx%xx.xx%EC%8B%9C%EC%BD%98_2026_IR.pdf))

21. テスター/プローブカード｜イノテック株式会社

    · INNOTECH describes its internally developed RETSET wafer and engineering tester series principally for NAND-flash production applications. ([innotech.co.jp](https://www.innotech.co.jp/products/tester/))

22. MS-100D DIE Tester

    · CST's hosted MS-100D brochure describes a DRAM-die testing and sorting offering rather than only module equipment. ([simmtester.com](https://simmtester.com/page/products/MS_100D/MS-100D_DIE_Tester.pdf))

23. 前海晶云（深圳）存储技术有限公司 | 存储芯片测试解决方案

    · Qianhai Jingyun's official catalog names Die Tester-D1001 and separately presents final-test equipment within memory-chip solutions. ([gcloud.ltd](https://www.gcloud.ltd/?page_id=xx.xx))

24. Introducing the NEUMONDA Rhinoe DRAM Tester

    · Neumonda advertises Rhinoe for DRAM components and modules with memory-array and burn-in roles; customer-specific acceptance is not established. ([neumonda.com](https://www.neumonda.com/introducing-the-neumonda-rhinoe-dram-tester/))

25. NAND Engineering Tester | JKI

    · JKI advertises JTS450F as a NAND engineering tester for verification, characterization, and failure-analysis applications. ([jkic.co.kr](https://www.jkic.co.kr/downloads-xx.xx-xx.xx-xx.xx))

26. SoC-Based eMMC Tester for eMMC & SD Protocol Validation

    · Prodigy's product page identifies eMMC and SD protocol validation; SoC-based describes the tester platform rather than general SoC-device coverage. ([prodigytechno.com](https://www.prodigytechno.com/product/soc-based-emmc-tester/))

27. Test Systems | Roos Instruments

    · Roos presents Cassini modular systems as complete production-test solutions with an RF-centered foundation. ([roos.com](https://roos.com/infrastructure.html))

28. Piattaforma di Test VBTS-M | EDA Industries
    · EDA describes VBTS-M as a configurable burn-in and reliability platform for memories, microprocessors, and digital and mixed-signal devices. ([eda-industries.net](https://www.eda-industries.net/it/prodotti-e-tecnologie/vbts-m-test-platform/))
29. Aehr Test Systems - Form 10-K for the Fiscal Year Ended May 29, 2026
    · Aehr's fiscal 2026 filing identifies FOX wafer-level test-and-burn-in systems and Sonoma, Tahoe, and Echo package-level products; FOX-CP includes functional testing during reliability screening. ([sec.gov](https://www.sec.gov/Archives/edgar/data/xx.xx/xx.xx/aehr_10k.htm))
30. SEMICON Korea 2026 - DI CORPORATION
    · DI's company-supplied 2026 exhibition profile describes memory IC test-and-burn-in equipment and wafer-level burn-in equipment. ([expo.semi.org](https://expo.semi.org/korea2026/Public/eBooth.aspx?BoothID=xx.xx&IndexInList=xx.xx&ListByBooth=true&Nav=False))
31. Why Choose Micro Control Company?
    · Micro Control Company's official portfolio lists named high-power burn-in families and modernization and support services; it does not settle an individual SoC or memory configuration. ([microcontrol.com](https://www.microcontrol.com/why-micro-control-company/))
32. Burn-in System - Trio-Tech International
    · Trio-Tech separately presents burn-in systems, related equipment, testing services, and maintenance services. ([triotech.com](https://www.triotech.com/our-products/burn-in-system/))
33. KES Systems in Dallas, Texas - a member of Sunright
    · KES identifies itself as a Sunright member and a semiconductor-industry equipment and services supplier, supporting parent-versus-operating-offer attribution. ([kessystemsinc.com](https://www.kessystemsinc.com/about-us/))
34. System on Chip Tester - SEICHITECH
    · SEICHITECH advertises a launched SoC tester and separately identifies memory ATE within its portfolio. ([seichitech.com](https://www.seichitech.com/en/products/system-on-chip-tester-en/))
35. 公司简介-态坦测试官网
    · Chengdu Taitan's official profile distinguishes memory-chip ATE, burn-in, system-level, and module-equipment categories. ([tytantest.com](https://www.tytantest.com/p/gongsijianjie.html))
36. DMT - Digital Mixed Signal Tester - Cosmic
    · Cosmic markets DMT EVO as modular mixed-signal characterization equipment addressing development, pre-production, and post-production roles. ([cosmic-group.com](https://cosmic-group.com/equipment/dmt-digital-mix-signal-tester/))
37. Тестер микросхем FORMULA HF3
    · FORMULA HF3 explicitly includes static and dynamic memory ICs and identifies FORM in Russia as developer and manufacturer. ([form.ru](https://form.ru/products/chip/FHF3/))

18.5. Benchmarking Analysis, 2025

[redacted] Their descriptions establish different equipment propositions, but the exact SoC or memory configuration remains a purchasing condition. A buyer should obtain that configuration before comparing any of them with an expressly documented specialist system.

[redacted] UNITES Systems a.s.'s 2025 company-supplied description identifies UNIMET 2020 as laboratory linear and mixed-signal equipment; a memory-system directory category does not establish the required memory configuration. These suppliers should be assessed against the actual engineering or reliability mandate, with functional-device acceptance stated separately where required.

Identity continuity and current manufacturer responsibility are distinct from product relevance. The KingTiger-branded catalog advertises KT-5DA device testing, but continuity to Kingtiger Technology (Canada) Inc. is not established by the KingTiger Testing name alone. [redacted]

[redacted] INNOVENTIONS, Inc.'s RAMCHECK support material similarly requires an equipment-specific proposal establishing the intended chip or module role and continuing support. None of these distinctions establishes inactivity or an absence of other offerings.

[redacted] Until those obligations are documented, engineering-to-production consolidation remains conditional rather than a demonstrated substitute for a dedicated chip-test commitment.

[redacted] Test Evolution Corp's public company description discusses open-standard SoC and protocol-test equipment but does not establish a dated current system commitment. These are reasons to obtain a manufacturer-backed offer and support scope, not reasons to infer that the companies have ceased participating.

[redacted] For 4JMSolutions (Malta) Ltd., the unresolved requirement is the named platform and contractual allocation of equipment supply, installation, upgrades, and continuing support. A local

relationship can be useful only when it connects to the actual equipment obligation; regional presence alone does not establish manufacturer-backed coverage.

Qmax Test Equipment Ltd requires confirmation of both exact legal-name continuity and a named semiconductor-device system: the inspected Qmax TestDirector9 material concerns PCB testing and repair. ▪▪▪▪▪▪▪▪ ▪▪▪▪▪▪▪▪ ▪▪▪▪▪▪▪▪▪▪▪▪ ▪▪▪▪ ▪▪▪▪▪▪▪ ▪▪▪▪▪ ▪▪▪▪▪▪▪▪▪▪▪▪▪▪▪▪ ▪▪▪▪▪▪▪▪▪▪▪ ▪▪▪▪▪▪▪▪▪▪▪ ▪▪▪▪▪▪▪▪ ▪▪▪▪▪▪▪▪▪▪▪▪ ▪▪▪▪▪▪▪▪▪▪▪ ▪▪▪ ▪▪▪▪▪▪▪▪▪▪▪▪ ▪▪▪▪▪▪▪▪ ▪▪▪ ▪▪▪▪ ▪▪▪ ▪▪▪▪▪▪▪▪▪ ▪▪▪ ▪▪▪▪▪▪▪▪▪ ▪▪▪ ▪▪ ▪▪▪▪▪▪▪ ▪▪▪▪▪▪▪ ▪▪▪▪▪ ▪▪▪▪▪▪▪▪▪▪ Buyers should distinguish these documented business roles from an unconfirmed whole-tester obligation before including them in an equipment substitution decision.

Development claims should not receive the same commercial treatment as an order-specific offer. ▪▪▪▪▪▪▪ ▪▪▪▪▪▪▪▪▪▪▪▪ ▪▪▪▪ ▪▪▪ ▪▪▪▪▪▪▪▪▪ ▪▪▪▪ ▪▪ ▪ ▪▪▪▪▪▪▪▪▪ ▪▪▪ ▪▪▪▪▪▪▪ ▪▪▪▪▪▪ ▪▪▪▪▪▪▪▪▪▪ ▪▪▪▪▪▪▪ ▪▪▪▪▪▪▪ ▪▪ ▪▪▪▪▪▪ ▪▪▪▪▪▪▪▪▪ ▪ ▪▪▪▪▪▪▪▪▪ ▪▪▪▪▪ ▪▪▪▪▪▪▪▪▪▪▪▪ ▪▪ ▪▪▪ ▪▪▪▪▪▪▪ ▪▪▪▪ ▪▪▪▪▪▪▪▪▪▪▪▪▪▪ ▪▪▪▪▪▪▪▪▪▪▪▪ ▪▪▪ ▪▪▪▪▪▪▪▪▪▪▪ ▪▪▪▪▪▪▪ ▪ ▪▪▪▪▪▪▪▪▪▪▪▪▪▪▪ ▪▪▪▪▪▪▪▪▪▪ ▪▪▪▪▪▪ ▪▪ ▪▪▪▪▪▪▪▪ ▪▪▪▪ ▪▪▪ ▪▪▪▪▪▪ ▪▪▪▪▪▪▪▪▪▪ For Nanjing Pego Measurement and Control Technology Co., Ltd., the unresolved comparison is an orderable RF-SoC system tied to the exact contracting entity and support obligation.

Several Chinese equipment comparisons remain proposal-specific. For Shenzhen Suyue Xinyi Keji Youxian Gongsi, a SY3000 proposal must distinguish engineering-introduction obligations from production acceptance. ▪▪▪ ▪▪▪▪▪▪ ▪▪▪▪▪ ▪▪▪▪▪▪ ▪▪▪▪▪▪▪ ▪▪▪▪▪▪▪ ▪▪ ▪▪▪▪▪▪▪▪ ▪▪▪▪▪▪▪▪ ▪▪▪▪ ▪▪▪▪▪▪▪▪▪ ▪▪▪ ▪▪▪▪▪▪▪▪ ▪▪▪▪▪▪ ▪▪▪▪▪▪▪▪▪ ▪▪▪▪▪▪ ▪▪▪▪ ▪▪▪▪▪▪▪ ▪▪▪▪▪▪▪▪▪▪▪▪▪▪▪▪ ▪▪▪▪▪▪▪▪▪▪▪▪ ▪▪▪▪ ▪▪▪▪▪▪▪▪▪▪▪▪ ▪▪▪▪▪▪▪▪ ▪▪▪ ▪▪▪▪▪▪▪▪ ▪▪▪▪▪▪▪▪ ▪▪▪▪▪▪ ▪▪▪▪▪▪▪▪▪ ▪▪▪▪▪▪▪▪ ▪▪ ▪▪▪▪▪▪▪▪ ▪▪▪▪▪▪▪▪▪ ▪▪▪▪▪▪▪▪ ▪▪▪▪▪▪▪▪ ▪▪▪▪▪▪▪▪ ▪▪▪ ▪▪▪ ▪▪▪▪▪▪▪▪▪▪ ▪▪▪▪▪▪▪▪▪ ▪▪ ▪▪▪▪▪▪▪▪▪▪▪ ▪▪▪▪▪▪▪▪▪▪

Regional chip-tester comparisons retain separate attribution questions. ▪▪▪▪▪▪▪▪▪▪ ▪▪▪▪▪▪▪▪ ▪ ▪▪▪▪▪ ▪▪▪▪▪▪ ▪▪▪ ▪▪ ▪▪▪▪▪▪▪ ▪▪▪▪▪▪▪▪▪▪▪▪▪ ▪▪▪▪▪▪▪ ▪▪▪▪ ▪▪▪▪▪▪▪▪ ▪▪ ▪ ▪▪▪▪▪▪▪▪ ▪▪▪▪▪▪▪▪▪▪▪ ▪▪▪▪▪▪▪▪▪▪▪▪ ▪▪▪▪▪▪▪▪ ▪▪▪ ▪▪▪▪▪▪▪▪ ▪▪ ▪▪▪▪▪▪▪▪▪▪▪▪▪▪▪ ▪▪▪▪▪ ▪▪▪ ▪ ▪▪▪▪▪▪ ▪▪▪▪▪▪▪▪▪▪ ▪▪▪▪▪▪▪▪▪▪▪▪ ▪▪ ▪▪▪ ▪▪▪▪▪▪▪▪▪▪▪▪▪ ▪▪▪▪▪▪▪▪ ▪▪▪▪▪▪▪▪ ▪▪ ▪▪▪▪▪▪▪▪ ▪▪▪▪▪▪▪▪ ▪▪▪▪▪▪ ▪▪▪▪▪▪▪▪▪▪ ▪▪▪ ▪▪▪▪▪ ▪▪▪▪▪▪ ▪▪ ▪▪▪ ▪▪▪▪▪▪▪▪ ▪▪▪▪▪▪▪▪ ▪▪▪▪▪▪▪ ▪▪▪ ▪▪▪ ▪▪▪▪▪▪▪ ▪▪▪▪▪▪▪▪▪▪▪▪ Without those records, a buyer cannot defensibly compare these routes with FORM's explicitly described memory-IC offering or assume equivalent cross-border access.

Sources & Evidence

1. Тестер микросхем FORMULA HF3
   - FORM's explicit memory-device application provides a bounded contrast with regional comparisons still requiring a named memory configuration or seller attribution. ([form.ru](https://form.ru/products/chip/FHF3/))
2. Semiconductor Test Equipment (IC Tester) | MICRONICS JAPAN CO.,LTD.
   - MICRONICS JAPAN presents Testalio as complete IC-test equipment for wafer and packaged-device roles; the particular SoC or memory configuration remains unestablished. ([mjc.co.jp](https://www.mjc.co.jp/en/products_service/tester/))

3. AMIDA 3001XP Tester | AMIDA Technology

· AMIDA's 3001XP page lists MCU, FPGA, and video-processor applications, supporting bounded application screening rather than universal SoC or memory acceptance. ([amidatec.com](https://www.amidatec.com/En/product-detail.aspx?id=xx.xx))

4. S100 | IC Tester | YoungTek Electronics Corp.

· YoungTek describes S100 consumer-IC applications and configurable instrumentation without establishing the particular SoC or memory configuration. ([ytec.com.tw](https://www.ytec.com.tw/en/product/ic-tester/s100-tester/detail))

5. COMPANY - Qualitau

· QualiTau's official company material identifies its reliability-system families and the Israeli QualiTau Ltd. business; functional SoC or memory-device acceptance is not established by that description. ([qualitau.com](https://qualitau.com/company/))

6. SEMICON West 2025 - UNITES Systems a.s.

· UNITES's company-supplied 2025 profile describes UNIMET 2020 laboratory linear and mixed-signal equipment; its separate memory-system category does not identify a memory-specific configuration. ([expo.semi.org](https://expo.semi.org/west2025/Public/eBooth.aspx?BoothID=xx.xx&FromPage=Exhibitors.aspx&IndexInList=xx.xx&ListByBooth=true&ParentBoothID=))

7. Device Testers | KingTiger Technology - KingTiger Testing

· The KingTiger-branded device catalog advertises KT-5DA DDR5 device testing, establishing product relevance without resolving exact-entity continuity. ([kingtigertesting.com](https://www.kingtigertesting.com/device))

8. About | KingTiger Technology - KingTiger Testing

· KingTiger's company material uses the KingTiger Testing representation; that description alone does not establish continuity to the protected Canadian entity. ([kingtigertesting.com](https://www.kingtigertesting.com/about))

9. EPM MS5205e Test System | Premtek International Inc.

· Premtek lists EPM MS5205e under represented engineering-memory products and links to EPM; the listing does not establish present manufacturer continuity. ([premtek.com.tw](https://www.premtek.com.tw/product_d.php?id=xx.xx&lang=en&tb=xx.xx))

10. Phoenix - FPGA-Based DDR3, DDR4 & DDR5 Memory Tester for Hidden Fault Detection | Reconext

· Reconext presents Phoenix for memory-module recovery and lists deployments within its facilities; external equipment supply and chip-device coverage remain separate questions. ([reconext.com](https://www.reconext.com/test-solutions/phoenix/))

11. DDR5 SLT 高速服务器内存测试机台-深合杰

· HEROTEST's inspected DDR5 offering explicitly addresses RDIMM module-level validation, not established chip-production acceptance. ([herotest.cn](https://www.herotest.cn/product/xx.xx.html))

12. INNOVENTIONS Technical Support

· INNOVENTIONS maintains RAMCHECK support material that directs customers to configuration-specific product support; it does not establish an individual equipment proposal or current chip-testing commitment. ([memorytesters.com](https://www.memorytesters.com/techs.htm))

13. 採用（会社案内）｜半導体テストシステムの株式会社シバソク

· Shibasoku's official corporate recruiting material describes semiconductor-tester manufacturing activity without naming the required SoC or memory configuration. ([shibasoku.co.jp](https://shibasoku.co.jp/recruit/recruit.php))

14. TRI’s TR6850S Mixed-Signal IC Tester and TR6600 SOC Series on Display at SEMICON China 2011

· TRI's March xx.xx 2011 announcement advertises TR6600 SoC equipment; it is historical offering evidence rather than confirmation of a present system commitment. ([tri.com.tw](https://www.tri.com.tw/tw/news/news_detail-xx.xx-xx.xx-xx.xx-xx.xx-xx.xx-xx.xx.html))

15. Test Evolution Corp | LinkedIn

· Test Evolution's public company-authored description discusses open-standard ATE, SoC, and protocol-test activity but does not provide a dated current system commitment. ([linkedin.com](https://www.linkedin.com/company/test-evolution-corp))

16. Empresa - Four Solutions

· Four Solutions' own business history describes electronics services and equipment trading; a named SoC or memory platform appointment is not established by that description. ([4sl.com.br](https://www.4sl.com.br/pt-br/empresa))

17. TestDirector9 | Qmax Test

· Qmax describes TestDirector9 as software supporting PCB testing and electronic-assembly repair; it does not establish the required named semiconductor-device tester. ([qmaxtest.com](https://www.qmaxtest.com/modules/software.aspx))

18. SEMICON China 2026 - Shanghai Testrong Technologies Co., Ltd.

· Testrong's company-supplied 2026 profile describes IC-test development, equipment, and verification activity without identifying the complete SoC or memory system being proposed. ([expo.semi.org](https://expo.semi.org/china2026/Public/eBooth.aspx?BoothID=xx.xx&FromPage=Exhibitors.aspx&IndexInList=xx.xx&ListByBooth=true&ParentBoothID=))

19. SEMICON China 2026 - TBSTest Technologies Co., LTD.

· TBSTest's company-supplied 2026 profile describes T800 as developed and presents memory systems as future launches, not established order-specific availability. ([expo.semi.org](https://expo.semi.org/china2026/Public/eBooth.aspx?BoothID=xx.xx&FromPage=Exhibitors.aspx&IndexInList=xx.xx&ListByBooth=true&Nav=False&ParentBoothID=))

19. Company Profiles

19.1. ADVANTEST CORPORATION

[illegible] Compatibility is a supplier-stated capability, not proof that every customer configuration transfers unchanged. Continued use also preserves dependence on Advantest's platform and software.

The DRAM-focused T5503HS2 provides a separate continuity proposition: Advantest advertises upgrades from installed T5503 systems. A memory manufacturer should establish equipment-specific eligibility and the accepted target configuration before choosing upgrade over replacement. [illegible]

Advantest Pre-Owned Solutions adds an OEM-managed reuse route covering refurbishment, license switching, installation, and maintenance. [illegible] Neither upgrade eligibility nor suitable pre-owned availability follows automatically from owning an Advantest asset.

Sources & Evidence

1. V93000 | SoC Test Systems | ADVANTEST CORPORATION
   · Advantest advertises V93000 SoC systems and cross-generation reuse of test programs, probe cards, and device-interface boards. ([advantest.com](https://www.advantest.com/en/products/semiconductor-test-system/soc/v93000/))
2. T5503HS2 | Memory Test Systems | ADVANTEST CORPORATION
   · The T5503HS2 catalog addresses DRAM applications and expressly advertises upgrading installed T5503 testers to T5503HS2 systems. ([advantest.com](https://www.advantest.com/en/products/semiconductor-test-system/memory/t5503hs2/))
3. Business | Advantest Pre-Owned Solutions | ADVANTEST CORPORATION
   · Advantest Pre-Owned Solutions describes refurbished or reconfigured equipment, license switching, installation, and maintenance support. These are advertised service commitments, not equipment-specific availability. ([advantest.com](https://www.advantest.com/en/customer-services/apo/business/))
4. Integrated Annual Report 2026: Overview
   · Company verification: Advantest's 2026 integrated reporting establishes its semiconductor-test-equipment business and its SoC and memory test activities.
   · Company verification: The record supports portfolio-level participation, not an independently verified leadership ranking or market-share estimate.

5. ADVANTEST CORPORATION - Securities Report, Fiscal Year Ended March 31, 2025
   - Company verification: Advantest's fiscal 2025 securities report records the April xx.xx 2024 acquisition of all outstanding shares of Salland through its European group structure.
   - Company verification: The acquired Dutch business is described as supplying ATE measurement instruments and semiconductor testing services, supporting consolidation rather than a separate competitor row.
6. Semiconductor Testing - iTest ISRAEL
   - Company verification: iTest Israel's official semiconductor-testing page identifies Advantest V93000 EXA Scale and other V93000 systems among its test equipment.
   - Company verification: The page establishes a named equipment-user relationship and advertises production and SoC-related test services; it does not give equipment purchase or installation dates.

19.2. Teradyne, Inc.

Teradyne, Inc.'s Magnum xx.xx family lists NOR flash, NAND flash, SRAM, DRAM, microcontroller, and low-end SoC applications. Engineering and production configurations differ, with the SV configuration advertised for wafer sort and final test. ■■■ ■■■■■■ ■■■■■ ■■■■■■ ■■■ ■■■■■ ■■■■■■■■■■■■ ■■■■■■■ ■■■■■■■■■■■■ ■■■■■■■■■ ■■■■■■■■ ■■ ■■■■■ ■■■■■■■■■■■■■■

A buyer seeking shared equipment for memory and low-end SoC work should require one quoted configuration with explicit application coverage and acceptance obligations before consolidating purchases. Separate application-specific systems remain the alternative when that overlap is unconfirmed. ■■■■■■■■■■ ■■■■■■■■■■■■■ ■■■■■■■■ ■■■■ ■■■■■■ ■■■■■■■■ ■■■■■■■ ■■■■■■ ■■■ ■■■■■■ ■■■■■■■■■ ■■■■■■■■■ ■■■ ■■■■■■■■■ ■■ ■■ ■■■ ■ ■■■■■■■ ■ ■■■■■■■ ■■■■■■■■■■ ■■■ ■■■■■ ■■■■■■■ ■■■■■■■■ ■■■■■■■ ■■■■■■■■■■■■■■■■■ ■■■■■■■■ ■■ ■■■ ■■■■■■■

Sources & Evidence

1. Magnum 2 | Memory Test Solution from Teradyne
   - Magnum xx.xx lists several memory families and low-end SoC applications, distinguishes engineering and production configurations, and advertises SV for wafer sort and final test. ([teradyne.com](https://www.teradyne.com/products/magnum-xx.xx/))
   - Company verification: Teradyne publicly offers the Magnum xx.xx test system for memory and logic devices.
   - Company verification: The product page identifies memory applications and low-end SoC applications, with engineering and production configurations covering wafer sort and final test.
2. Teradyne Customer Care Center | Contact Us by Country
   - Teradyne provides country-based Customer Care Center contact routes for parts, technical services, and training information; the directory does not specify Magnum xx.xx contractual coverage. ([teradyne.com](https://www.teradyne.com/customer-care-center-contact-by-country/))
   - Company verification: Provides customer-care contact routes for Algeria, Egypt, Morocco and South Africa.
   - Company verification: Describes access for parts, technical services and training; it does not identify country-specific tester sales, installed systems or local manufacturing.
3. 10-K - 02/19/2026 - Teradyne, Inc.
   - Company verification: Exhibit xx.xx of the filing dated February xx.xx 2026 lists Teradyne de Costa Rica S.R.L., incorporated in Costa Rica, as xx.xx% owned. ([investors.teradyne.com](https://investors.teradyne.com/sec-filings/all-sec-filings/content/xx.xx-xx.xx-xx.xx/xx.xx-xx.xx-xx.xx.pdf))

4. Examining the domestic semiconductor ecosystem: Promoting the Development of the Semiconductor Ecosystem in Costa Rica | OECD
   · Company verification: The OECD publication dated April xx.xx 2026 identifies Teradyne as a chip-testing-equipment supplier in its table of Costa Rican semiconductor ecosystem businesses for 2025. This corroborates a regional equipment-supplier role, not local product sales or market share. ([oecd.org](https://www.oecd.org/en/publications/promoting-the-development-of-the-semiconductor-ecosystem-in-costa-rica_35fe6797-en/full-report/examining-the-domestic-semiconductor-ecosystem_cc2a95c7.html))
5. Teradyne and MultiLane Announce Formation of Joint Venture, MultiLane Test Products
   · Company verification: Teradyne announced an agreement on January xx.xx 2026 for a majority-owned MLTP joint venture involving MultiLane's test-and-measurement assets.
6. MultiLane Test Products: A Joint Venture Between MultiLane and Teradyne | ECOC
   · Company verification: The exhibitor statement identifies Teradyne as the venture partner.
7. Teradyne, Inc. - Form 10-Q for the quarterly period ended June 28, 2026
   · Company verification: Teradyne's second-quarter 2026 filing confirms formation of MLTP on April xx.xx 2026, Teradyne's controlling xx.xx% interest, and consolidation in its Product Test segment.

19.3. Cohu, Inc.

Cohu, Inc. presents Diamondx within its Diamond Series for SoC and microcontroller applications. ■■■ ■■■■■■■■ ■■■■■■■■ ■■■■■■■ ■■■■■■■■ ■■■■ ■■■ ■■■■■■ ■■■■■■■■■■ ■■■■■■■■■■■ ■■■■■■■■ ■■■■■■■■ ■■■ ■■■ ■■■■■■ ■■■■■■■■■■■■■■■■■ ■■■■■■■ ■■■■■■■■■■ ■■■ ■■■ ■■■■■■■■ ■■■■■■■■ ■■■■■■■■■■■■■■■ ■■■■■■■■■■ This supports an application-specific alternative for buyers whose facility constraints make liquid cooling unattractive; it does not establish superior operating economics or equivalence to a dedicated memory tester.

The facility proposition must be confirmed for the delivered configuration rather than inferred from an older product sheet. Cohu's fiscal 2025 filing describes application services, spare parts, board repair, service agreements, and virtual and on-site support. ■■ ■■■■ ■■■■■■■ ■■■■■ ■■■■■■■■■■ ■■■■ ■■ ■■■■■■■■ ■ ■■■■■■ ■■■■■■■■■■■■■ ■■ ■■■■ ■■■■■■■ ■■■■■■■■ ■ ■■■■■■■■■■■■■■■■■■ ■■■■■ ■■■■■■■■ ■■■ ■■■■■■■■ ■■■■■■■■■■■■■■■■■ ■■■■ ■■■■■■■■■■■ ■■■■■■■■■ ■■■ ■■■■■■■■ ■■■■■■■■■■ ■■■ ■■■■■■■■ ■■■ ■■■■■■■■ ■■■ ■■■■■■■■ ■■■■■■■■■■■■ ■■■■■ ■■■■■■■■■■■■ ■■■■■■■■■■■ ■■■ ■■■■■■■■■■ ■■■■■■■■■ ■■■ ■■■■■■■■ ■■■■■■■■■■■■ ■■■■■■ ■■■■■■■■■ ■■■■■■■■■■■■

Sources & Evidence

1. Diamond Series Test Platform - Semiconductor ATE | Cohu
   · Cohu's Diamond Series catalog lists Diamondx and identifies SoC and microcontroller applications. ([cohu.com](https://www.cohu.com/diamond-series))
   · Company verification: Cohu offers the Diamond Series test platform, including Diamondx and DxV systems.
   · Company verification: The official portfolio identifies SoC and microcontroller applications and describes deployment at IDMs and OSATs.
2. Diamondx Test System - Flexible, Cost Optimized Test Solutions
   · The Diamondx product sheet, revision June xx.xx 2020, describes digital, analog, RF, and power instrumentation, Unison software, and air cooling without heat-exchanger plumbing. ([cohu.com](https://www.cohu.com/wp-content/uploads/2019/xx.xx/Diamondx-Product-Sheet_STG_20200611.pdf))

3. Cohu, Inc. - Form 10-K for the Fiscal Year Ended December 27, 2025
   - Cohu's fiscal 2025 filing describes application services, spares, board repair, service agreements, and virtual and on-site support. Its warranty disclosure states that coverage periods differ by product. ([sec.gov](https://www.sec.gov/Archives/edgar/data/xx.xx/xx.xx/cohu20251227_10k.htm))
   - Company verification: The fiscal 2025 Form xx.xx-K establishes Cohu, Inc.'s continuing semiconductor-equipment operations and consolidated reporting identity.
   - Company verification: The filing distinguishes semiconductor test equipment from automation, inspection, interfaces and services, supporting equipment-level assessment without attributing all corporate revenue to SoC testers.

19.4. Chroma ATE Inc.

[redacted] Its migration proposition includes program and pattern converters and advertised acceptance of other testers' interface boards and probe cards. These are supplier-stated features, not demonstrated universal portability.

[redacted] Selected RF, direct-probing, and other options require availability confirmation. Compare the migration commitment with staying on the incumbent platform: converters may preserve particular assets but do not settle software rights, customer acceptance, or local support.

Sources & Evidence

1. Chroma 3680 Advanced SoC Test System
   - Chroma advertises xx.xx migration converters and reuse of other testers' interface boards and probe cards; selected options explicitly require availability confirmation. ([chromaate.com](https://www.chromaate.com/en/product/advanced_soc_analog_test_system_3680_36))
   - Company verification: Chroma ATE publicly offers the xx.xx Advanced SoC Test System.
   - Company verification: The product is presented as a complete semiconductor-test-system offering rather than a standalone handler or general-purpose instrument.
2. About Chroma | Chroma ATE Inc. | Global
   - Company verification: The official corporate profile identifies Chroma ATE Inc. and its semiconductor-test business.
   - Company verification: The company describes international offices and manufacturing operations; this supports corporate identity and geographic presence, not product-specific sales or market share.
3. Chroma ATE to Showcase Semiconductor Validation Ecosystem at SEMICON Taiwan 2026
   - Company verification: Chroma's August xx.xx 2026 announcement establishes continuing commercial activity in semiconductor test and validation equipment.
   - Company verification: The announcement covers IC testing and engineering-to-volume-manufacturing applications, supplementing the captured xx.xx SoC-system offering.
4. Africa | Chroma ATE Inc. | Europe
   - Company verification: Lists African channel contacts in Egypt, Kenya, South Africa and Tunisia.
   - Company verification: Names Delta Sigma, Giza Systems Distribution, Amotech Africa, Intercal (Pty) Ltd. and ATD Electronic.
   - Company verification: The directory does not establish authorization or actual sales for a specific SoC or memory tester.

19.5. Hangzhou Changchuan Technology Co., Ltd.

[illegible] It separately describes handlers, automation, and optical inspection, supporting evaluation of the named tester rather than attributing the entire portfolio to SoC equipment.

STI's overseas sales and service relationships provide group-level access context, not proof of D9000-specific acceptance or support. [illegible] Retain the incumbent option where those commitments cannot be established.

Sources & Evidence

1. 杭州长川科技股份有限公司 2025 年年度报告全文
   - Changchuan's fiscal 2025 report identifies D9000 SoC production testing at wafer and packaged-device stages, distinguishes adjacent equipment, and separately describes STI's overseas sales and service relationships. ([static.cninfo.com.cn](https://static.cninfo.com.cn/finalpage/2026-xx.xx-xx.xx/xx.xx.PDF))
   - Company verification: Changchuan's fiscal 2025 annual report identifies the D9000 SoC tester series among its current principal products.
   - Company verification: The filing describes D9000 production-testing applications for SoCs, microprocessors and other digital devices at wafer and packaged-device stages.
   - Company verification: The current filing supersedes reliance on the older product-link mismatch as an unresolved participation question.
2. Hangzhou Changchuan Technology Co., Ltd.
   - Company verification: Hangzhou Changchuan Technology's official wafer-test application catalog lists D9000 and D9016 product leads.
   - Company verification: The catalog places these listings within a broader portfolio containing different equipment roles, so it does not alone resolve tester-specific scope.
3. Hangzhou Changchuan Technology Co., Ltd.
   - Company verification: The page reached through the catalog's D9000-labeled link displays an S2000 product description.
   - Company verification: That description concerns wafer-probing applications, so it cannot substantiate D9000 tester functionality.
4. 杭州长川科技股份有限公司 2023 年年度报告
   - Company verification: Changchuan's 2023 annual report identifies D9000 as a production tester addressing SoC devices at wafer and packaged-device stages.

19.6. YC Corporation

YC Corporation's first-quarter 2026 filing describes a DRAM and NAND wafer-tester business, identifies Samsung Electronics and SK hynix as equipment customers, and lists MT8311 as commercialized. [illegible]

Direct, customer-specific selling can align the offer with a manufacturer's wafer-memory program, but another customer's relationship does not confer acceptance. [illegible] The specialist route is unsuitable when broader application coverage is essential.

Sources & Evidence

1. YC Corporation - First-Quarter Report for the Period Ended March 31, 2026
   - YC's first-quarter 2026 filing describes DRAM and NAND wafer testers, Samsung Electronics and SK hynix customer relationships, direct customer-specific selling, and commercialized MT8311 equipment. ([kind.krx.co.kr](https://kind.krx.co.kr/external/2026/xx.xx/xx.xx/xx.xx/xx.xx/xx.xx.htm))
   - Company verification: The 2026 filing confirms continuing memory-test-equipment manufacture and sales.
   - Company verification: It records the first MT8311 shipment in November 2024 and identifies MT8311 as commercialized.
2. YIK Corporation - Quarterly Report for the period ended September 30, 2023
   - Company verification: The November xx.xx 2023 exchange-hosted quarterly filing identifies the company as YIK Corporation.
   - Company verification: The filing states that its principal business includes manufacturing and selling automatic test equipment for DRAM and NAND devices at wafer stage.
   - Company verification: This historical filing does not establish the subsequent YC name transition or current portfolio.
3. YC Corporation - 2024 First-Quarter Report
   - Company verification: The exchange-hosted report records the English-name change from YIK Corporation to YC Corporation effective March xx.xx 2024.

19.7. Marvin Test Solutions, Inc.

[illegible] The package includes a device interface and Marvin's ATEasy and ICEasy software. Its open-standard core therefore provides a turnkey purchasing route rather than requiring buyer assembly of an instrument collection.

[illegible] Obtain a TS-960e-specific offer naming the acceptance party, software rights, and destination-site support before relying on that channel. The integrated route suits buyers seeking a named system supplier; custom integration remains an alternative when the offered configuration does not fit.

Sources & Evidence

1. PXIe Semiconductor Test System | Marvin Test Solutions, Inc.
   - Marvin advertises TS-960e as an integrated PXI Express SoC/SiP system with benchtop and manipulator configurations, a device interface, and ATEasy and ICEasy software. ([marvintest.com](https://www.marvintest.com/Product/TS-960e-Series))
   - Company verification: Marvin's TS-960e catalog explicitly identifies the integrated semiconductor test system as suitable for device, SoC and SiP applications.
   - Company verification: The page offers production-test configurations and identifies semiconductor OEMs, fabless vendors and packaging/test companies as intended customers.

2. Semiconductor Test System TS-900 | DCT | Test and Measurement
   - DCT catalogs the TS-xx.xx and advertises technical and continuing support in Israel. This is a related-model channel example, not a TS-960e-specific appointment. ([dct.co.il](https://dct.co.il/product/ts-xx.xx/))
   - Company verification: DCT publicly catalogs Marvin's GENASYS Semi TS-xx.xx for device, SoC and SiP testing and offers local commercial support in Israel.
   - Company verification: The listing establishes an advertised regional channel, not a completed order, installed base or Israeli manufacturing.
3. Contact Us | Marvin Test Solutions, Inc.
   - Company verification: Marvin's official contact page identifies Marvin Test Solutions, Inc. and its Irvine, California business location.
   - Company verification: The page expressly identifies the Marvin Group as its parent, resolving the principal ownership and reporting-level gap without adding a separate parent representation.
4. Semiconductor | Marvin Test Solutions, Inc.
   - Company verification: Marvin Test Solutions advertises GENASYS semiconductor test platforms and named TS-900e and TS-960e product families.
   - Company verification: The official portfolio addresses digital, mixed-signal and RF semiconductor production testing, including wafer and packaged-device interfaces.
   - Company verification: The inspected page does not expressly establish a SoC or memory product application.

19.8. Introspect Technology

Introspect Technology offers M5512 for GDDR7 memory-IC characterization and functional testing with Pinetree software. ■■■ ■■■■■■■■ ■■■■■■■■■ ■ ■■■■■■■■ ■■■■■■■■ ■■■■■■ ■■■■ ■■ ■■■ ■■■■■■ ■■■ ■■■■ ■■■■■■■■■■■■■ ■■■■■■■■ ■■■■■■■■■■ ■■■■■■■■■■■■■ ■■■■■■■■ ■■■■■■ ■■■ ■■■■■■■■■■■■■ ■■■■■■■■■■ This provides a graphics-memory engineering purchasing route, not automatic equivalence to a wafer-memory production platform.

■■■ ■■■■■■■■ ■■■■ ■■■■■■■■■■■ ■■■■■■■■■■ ■■■■■■■■■■ ■■■■ ■■■■■ ■■■■ ■■■ ■■■■■■■■■■ ■■■■■■■■■■ ■■ ■ ■■■■■■■■■■ ■■■■■■■■■■ ■■■■■■■■■■ ■■ ■■■■■■■■■■■ ■■■■■■■■■■■ ■■■ ■■■■■■■■■■ ■■■■■■■■■■■■ ■■■■■■■ ■■■■■■■■ ■■■■■■■■■■ A design-side buyer can assess the integrated GDDR7 offering; a production operator should first secure application acceptance and continuing support. A dedicated production-system route remains the alternative when those conditions are unmet.

■■■ ■■■■■■■■■ ■■■■■■■ ■■■■■■ ■■■■■■■■■■ ■■■■■■■■■■ ■■■■ ■■■■■■■■■■ ■■■■ ■■■■■■■ ■■■ ■■■■■■■■■■ ■■■■■■■■■■ ■■■■■■■ Procurement should match the quotation's contracting party and obligations to that entity or a named authorized seller. The mapping does not establish controlling ownership or a reseller's authority.

Sources & Evidence

1. M5512 GDDR7 Memory Test System - Introspect Technology
   - Introspect markets M5512 for GDDR7 memory-IC characterization and functional testing with Pinetree software, and advertises production-screening capability. ([introspect.ca](https://introspect.ca/product/m5512-gddr7-memory-test-system/))
   - Company verification: The official M5512 catalog advertises an ATE-on-Bench system for characterization and functional testing of GDDR7 memory integrated circuits, including advertised production-screening capability. The listing does not independently establish production adoption or sales scale. ([introspect.ca](https://introspect.ca/product/m5512-gddr7-memory-test-system/))

2. Introspect Technology Ships World’s First GDDR7 Memory Test System - Introspect Technology
   · Introspect's March xx.xx 2024 announcement describes M5512 as a benchtop system and reports immediate commercial availability through direct and sales-partner channels. ([introspect.ca](https://introspect.ca/2024/xx.xx/xx.xx/introspect-technology-ships-worlds-first-gddr7-memory-test-system/))
   · Company verification: Introspect Technology's Montreal-datelined March xx.xx 2024 announcement reports shipment and immediate commercial availability of the M5512 GDDR7 Memory Test System through direct and sales-partner channels. This is a company-reported commercial event, not independent shipment-volume evidence. ([introspect.ca](https://introspect.ca/2024/xx.xx/xx.xx/introspect-technology-ships-worlds-first-gddr7-memory-test-system/))
3. Privacy Notice - Introspect Technology
   · The privacy notice identifies Introspect Test Technology Inc. as providing hardware, software, and services under the Introspect Technology brand. It does not establish controlling ownership. ([introspect.ca](https://introspect.ca/privacy-policy/privacy-notice/))
   · Company verification: The official privacy notice identifies Introspect Test Technology Inc. as the company providing hardware, software and services under the Introspect Technology brand.
4. News - Introspect Technology
   · Company verification: Introspect's official news archive contains an October xx.xx 2026 commercial announcement under the Introspect Technology identity and a Montreal dateline.
   · Company verification: This establishes recent operating activity but does not independently resolve the legal contracting entity or ownership behind the protected market-facing title.
5. Website Terms Of Use - Introspect Technology
   · Company verification: The official website terms connect Introspect Technology to Introspect Test Technology Inc. / Technologie Introspect Test Inc., corroborating the market-facing name's legal-entity mapping.

19.9. Hprobe

[redacted] These are different equipment roles: a general magnetic-memory capability statement does not establish suitability for the buyer's intended insertion. Hprobe also advertises compatibility with commercial ATE and automated wafer probers, making responsibility for the combined equipment configuration an important purchasing condition.

[redacted] Separately, Fraunhofer IPMS lists an Hprobe IBEX xx.xx in its Dresden cleanroom infrastructure. That provides customer-side evidence of equipment presence in a research setting, but does not establish IBEX-WS acceptance for a particular production SoC.

A foundry or device manufacturer considering embedded-MRAM wafer sorting should request an IBEX-WS-specific commercial scope identifying the accepted application, equipment interfaces, responsible supplier, and installation support. [redacted] The decision should turn on the documented equipment obligation rather than adjacent magnetic-sensor offerings or research-site references.

Sources & Evidence

1. MRAM Test - Magnetoresistive random access memory - NVM
   - Hprobe advertises IBEX-WS for functional testing of memory arrays and wafer sorting of SoCs with embedded MRAM, and distinguishes it from IBEX-WAT parametric wafer-acceptance equipment.
   - The page advertises compatibility with commercial ATE and automated wafer probers; transaction-specific responsibility is a commercial inference, not a disclosed universal commitment.
   - Company verification: Hprobe advertises IBEX-WS for functional testing of memory bit arrays and wafer sorting of SoCs with embedded MRAM.
   - Company verification: The portfolio separately identifies IBEX-WAT for a different magnetic-memory testing role.
2. Global Technologies makes acquisition in France
   - Mycronic's March xx.xx 2025 announcement states that its Global Technologies division acquired Hprobe, establishing a completed acquisition.
   - Company verification: Mycronic's March xx.xx 2025 announcement states that its Global Technologies division acquired Hprobe, establishing a completed acquisition rather than a pending agreement.
   - Company verification: The announcement identifies Hprobe's equipment business for MRAM and magnetic-sensor testing and its placement as a Mycronic business line.
3. Magnetic Test
   - Mycronic presents Hprobe as its Magnetic Test business line within Global Technologies, covering MRAM and magnetic-sensor equipment.
   - The portfolio presentation does not specify transaction-level service obligations for a particular Hprobe installation.
4. Cleanroom Infrastructure - Fraunhofer IPMS
   - Fraunhofer IPMS lists an Hprobe IBEX xx.xx in its Dresden cleanroom infrastructure, providing customer-side equipment-presence evidence.
   - The listing concerns research infrastructure and does not establish IBEX-WS acceptance for a particular production SoC.
5. Hprobe Joins Mycronic to Strengthen Leadership in Magnetic Device Testing
   - Company verification: Hprobe announced its acquisition by Swedish Mycronic on March xx.xx 2025.
   - Company verification: The announcement identifies Hprobe's French business and its automated-test-equipment role for MRAM and magnetic sensors.
6. Company - Hprobe
   - Company verification: Hprobe's current company page identifies its Grenoble headquarters and its position within Mycronic's Global Technologies division.

19.10. ELES Semiconductor Equipment S.p.A.

ELES Semiconductor Equipment S.p.A. presents a combined reliability-stress-and-test proposition for SoCs and memories. ■■■ ■■■■■■■■■ ■■■■ ■■■■■■■■ ■■ ■■■■■■■■■■ ■■■■■■■ ■■■■■■■■■■■■ ■■■■■■■■■■■■ ■■■ ■■■■■■■■■■ ■■■■■ ■■■■■ ■ ■■■■■■ ■■■■■■■■■■■■ ■■■■■■■■■■■■ ■■■■■ ■■ ■ ■■■■■ ■■■■■■■■■■■■■■■■ ■■■■■■ ■■■ ■■■■■■■■■■ ■■■■ ■■■ ■■■■■■■ ■■■■ ■■■■ ■■■■■ ■■■■■■ ■■ ■■■■■■■■■■■■ ■■■■■■■■■■ ■■■■■■ ■■■ ■■■■■■■■■■■■ ■■■■■ ■■■■■■■■■ ■■■ ■■■■ ■■■ ■■■■■■■■■■ ■■■■■■■■■■■■ ■■ ■■■■■ ■■■■■■■■■■ ■■■■■■■■■■■ ■■■■■■■■■■■■■■ ■■■■■■■■■■■■■■■

ELES separately offers test systems, test applications, and test and data-analysis services. ■ ■■■■■ ■■■■■■ ■■■■■■■■■■ ■■■■■■■■■■■ ■■■■■■■■■■ ■■■■■■■■■■ ■■■■ ■■■■■■■■■■■ ■■■ ■■■■■■■■ ■■■■■■■■■■■■ ■■■■■■■ ■■■■ ■■■■■ ■■■ ■■■■■■ ■■■■■■■■■■■■■ ■■ ■ ■■■■■■ ■■■■■■■■■■■■■■■■ ■■■■■■■■ ■■■■■ ■■■■■■■■■■■ ■■■ ■■■■■■■■■■ ■■■■■ ■■■ ■■■■■■ ■■■ ■■■■■■■■

RESEARCH SAMPLE REPORT

■■■■■■■■■■■■■■ ■ ■■■■■■■■ ■■■■■■■■■■ ■■■■■ ■■■■■ ■■■■■■■■■■■ ■■■■■■■■■■■■■■■ ■■■■■■■ ■ ■■■■■■ ■■■■■■■■■■■■ The trade-off is concentrating responsibility for several roles in the same supplier relationship; separate equipment commitments remain appropriate where the production mandate requires capabilities not documented in the proposed ELES scope.

■■■■ ■■■■■ ■■■■■■■■■■ ■■ ■■■■■ ■■■ ■■■■■■■■■ ■■ ■■■ ■■■■■■■ ■■■■■■■ ■■■ ■■■■■■■■■■■ ■■■■■■ ■■■■■■■■ ■■■■■■■■■■■ ■■■■■■■ ■■■■■■■■ ■■■ ■■■■■■■■■ ■■ ■ ■■■■■■■■■■■ ■■■■■■ ■■■■■■■■■ ■■■■■■■■■■■■ Before consolidating purchases, the buyer should obtain separate acceptance responsibilities for the intended engineering and production uses, identify the contracting and supporting entities, and specify continuing service obligations. The commercially relevant strength is the advertised continuity across reliability-related roles, while device-specific functional coverage and site-level support remain purchasing conditions.

Sources & Evidence

1. ELES Semiconductor Equipment S.P.A. - Code of Ethics
   - The corporate document identifies ELES Semiconductor Equipment S.P.A., supporting attribution to the assigned full-form company identity.
2. Universal Test Platform - ELES
   - ELES advertises SoC and memory support, combined stress and test in the same insertion, and engineering, reliability, and production roles using the same platform and development environment.
   - The procurement rationale for coordinating purchases is conditional on application acceptance; the page does not establish universal functional production-ATE equivalence.
   - Company verification: ELES's Universal Test Platform portfolio explicitly addresses SoCs and memories.
   - Company verification: The company describes a reliability-testing role spanning engineering and production, which requires boundary qualification against conventional ATE.
3. Art Gp Up To 5w - ELES
   - ELES markets ARTgp as a Universal Reliability Test System for low-power SoCs and memory ICs.
   - Company verification: ELES advertises ARTgp as a named reliability-test system for low-power SoCs and memory ICs.
4. Eles Offer - ELES
   - ELES separately lists test systems, test applications, test services, and test-data-analysis services.
   - Separating equipment acceptance from service deliverables is an analytical implication of these distinct advertised offerings.
5. Global Footprint - ELES
   - ELES lists Italian locations, ELES North America Inc. in the United States, and ELES Singapore Pte Ltd in Singapore.
   - The location listing does not specify a service-level commitment for a particular equipment installation.
6. Avviso n. 19509 del 16 Aprile 2026 - ELES: Sospensione e revoca dalle negoziazioni
   - Company verification: The April xx.xx 2026 announcement identifies Eles Semiconductor Equipment S.p.A. as the takeover target and EBidCo as indirectly controlled by a Xenon private-equity vehicle.
   - Company verification: The announcement records final sell-out results and an April xx.xx 2026 delisting timetable; later completion was not separately corroborated.
7. Company Profile - ELES
   - Company verification: The current profile identifies ELES Spa and its semiconductor-reliability equipment business.

8. ELES - OPA Xenon: CS delisting azioni Eles, April 24, 2026
   - Company verification: The April xx.xx 2026 regulated announcement confirms the residual-share acquisition procedure and ELES delisting effective that day.
   - Company verification: It identifies EBidCo as indirectly controlled by the specified Xenon private-equity vehicle.

19.11. NplusT Srl

NplusT Srl, headquartered in Montecastrilli, Italy, markets TESTMESH as an all-in-one engineering family for emerging and established nonvolatile-memory technologies. TMA-xx.xx is positioned for memory cells and small arrays, while the broader portfolio also lists production-monitoring applications and TMY-xx.xx for IP macros and final products. ■■■■■ ■■■■■■■■■■■■ ■■■■ ■■■■■■■■■■■ ■■■■■■■ ■ ■■■■■ ■■■■■■■■■ ■■■■■ ■■■■■■■■ ■■■■■■■ ■■■■■■ ■■■■■■■■ ■■■■■■■■■■■■■ ■■■■■■■■■■■■■■■■■

A February xx.xx 2024 NplusT announcement identifies Weebit Nano as a TESTMESH TMA-xx.xx user and includes an attributed customer statement describing collaboration and supplier support. ■■■■ ■■■■■■■■■■■ ■ ■■■■■■■■■■■■■■■■■ ■■■■■■■■■■■■■■■■■■■■■■ ■■■■■■■■■■■■ ■■■■■■■ ■■■■ ■■■■■■■ ■ ■■■■■■■■ ■■■■■■■■■■■■■ ■■ ■■■■ ■■■ ■■■■■■■■■■■■■■ ■■■■■■■■■ ■■■■■■■■ ■■■■■■■■■■■■■ ■ ■■■■■■■■■■ ■■■■■■■■■ ■■ ■■■■■■■■■■ ■■ ■■ ■■■■■■■■■■ ■■■■■■■■■■ ■■■■■■■■■ The useful commercial reference is a supported engineering engagement, not automatic transferability of that engagement to another buyer.

■■■ ■ ■■■■■■■■■■■■ ■■■ ■■■■■■■■■ ■■■ ■■■■■■■■ ■■■■■■ ■■■■■■■■ ■■■ ■■■■■■■■ ■■■■■■ ■■■■■■■■■■■■■■■■■ ■■■■■■■■ ■■■ ■■■■■■■■■ ■■■■■■■■■■■■■ ■■■■■■ ■■ ■■■■■■ ■■■■■■■■■■■■■ ■■■ ■■■■■■■■■■ ■■■■■■■ ■■■■■■■■■■■■■■■ NplusT describes a worldwide support organization and partnership network, but that description does not establish a response commitment for an individual site. A dedicated engineering purchase can be appropriate when technology evaluation is the purchasing mandate; buyers requiring a common engineering-and-production commitment should obtain explicit application acceptance instead of relying on memory-family breadth or the named user reference.

Sources & Evidence

1. TESTMESH - NplusT
   - NplusT markets TESTMESH as an all-in-one engineering family for emerging and established nonvolatile memories.
   - The catalog distinguishes TMA-xx.xx for cells and small arrays from TMY-xx.xx for IP macros and final products, and also lists production-monitoring applications.
2. MOCCA 2023 awarded to Weebit Nano - NplusT
   - NplusT's February xx.xx 2024 announcement identifies Weebit Nano as a TESTMESH TMA-xx.xx user and includes an attributed customer statement describing collaboration and supplier support.
   - This is supplier-published user evidence, not independent proof of comparative productivity, deployment location, or production-operator acceptance.
   - Company verification: The February xx.xx 2024 announcement identifies Weebit Nano as a user of NplusT TESTMESH TMA-xx.xx nonvolatile-memory characterization equipment.
   - Company verification: This supplier-published customer relationship does not identify the contracting jurisdiction or physical installation location.

3. Company - NplusT
   - NplusT identifies Montecastrilli, Italy, as its headquarters and describes an organization and partnership network supporting customers worldwide.
   - Its general support description does not define the response obligation for an individual buyer site.
   - Company verification: The official company page identifies NplusT as an Italian semiconductor equipment and engineering business, headquartered in Montecastrilli, with the legal footer NplusT Srl.
   - Company verification: Its stated commercial expertise includes nonvolatile-memory testing and characterization, NAND characterization, reliability testing and burn-in.

19.12. Spirox Corporation

Spirox Corporation combines an own-brand SoC tester proposition with represented-equipment offerings. ▪▪▪ ▪▪▪▪▪▪ ▪▪▪▪▪▪ ▪▪ ▪▪▪▪▪▪▪▪▪▪ ▪▪▪ ▪▪▪▪▪▪▪ ▪▪▪ ▪▪▪▪▪▪▪ ▪▪▪▪▪▪▪▪▪▪▪▪ ▪▪▪▪▪▪▪▪▪ ▪▪▪▪▪▪▪▪▪▪▪▪▪▪▪▪▪ ▪▪▪▪▪▪ ▪▪▪▪▪▪▪▪▪▪▪▪ ▪▪▪▪▪▪▪▪ ▪▪▪▪▪▪▪▪▪ ▪▪▪ ▪▪▪▪▪▪▪▪▪▪ ▪▪▪▪▪ ▪▪▪▪▪ ▪▪▪▪▪▪▪▪▪▪▪▪ ▪▪▪▪▪▪▪▪▪▪▪▪▪▪▪ ▪▪▪ ▪▪▪▪▪▪▪▪▪▪ ▪▪▪▪▪▪▪▪▪▪▪▪▪▪▪ Memory-controller coverage should not be read as proof of a dedicated memory-device tester or universal combined SoC-and-memory coverage.

▪▪▪▪▪▪ ▪▪▪▪▪▪▪▪▪▪ ▪▪▪▪▪▪▪▪▪▪ ▪▪▪▪▪ ▪▪▪▪▪ Its 2024 annual report disclosed a nonexclusive NI Taiwan agency, service, and maintenance agreement for specified RF STS configurations, restricted to China, Hong Kong, and designated customers in Taiwan, with renewal dependent on sales conditions. Continued catalog promotion does not establish subsequent renewal or broaden the disclosed appointment to every STS configuration or customer.

Purchasers should distinguish the product obligation for an SP2500 proposal from the manufacturer's appointment and entitlement arrangements governing a represented NI system. Before committing to the latter, obtain current written confirmation of the applicable configuration, customer and territory, together with the allocation of warranty and continuing service responsibilities. ▪▪▪▪▪▪ ▪▪▪ ▪▪ ▪▪▪▪▪▪▪▪▪ ▪▪ ▪ ▪▪▪▪▪▪▪▪▪▪ ▪▪▪▪▪▪▪▪▪▪▪▪ ▪▪▪▪▪▪▪ ▪▪▪▪▪ ▪▪▪▪▪▪▪▪ ▪▪▪ ▪ ▪▪▪▪▪▪▪ ▪▪▪▪▪▪▪ ▪▪▪▪▪ ▪▪▪ ▪▪▪▪▪ ▪▪▪ ▪▪▪▪▪▪▪▪▪▪▪ ▪▪▪▪▪▪▪▪ ▪▪▪▪▪▪▪▪▪ ▪▪ ▪▪▪▪▪▪▪▪ ▪▪▪▪▪▪▪▪▪▪▪▪ ▪▪▪▪▪▪▪▪▪▪▪ ▪▪▪▪▪▪▪▪ ▪▪▪▪▪▪▪▪▪▪ ▪▪▪▪▪▪▪▪▪▪▪▪ ▪▪▪▪▪▪▪▪ ▪▪▪ ▪▪▪▪▪▪▪▪ ▪▪▪▪▪▪▪▪▪▪▪▪▪▪▪▪▪ ▪▪▪▪▪▪ ▪▪ ▪▪▪ ▪▪▪▪▪ ▪▪▪▪▪▪▪▪▪

Sources & Evidence

1. Spirox Corporation - 2024 Annual Report
   - The 2024 annual report discloses a nonexclusive NI Taiwan agency, service, and maintenance agreement for specified RF STS configurations, restricted to China, Hong Kong, and designated customers in Taiwan.
   - Renewal depends on sales conditions; the dated disclosure does not establish subsequent renewal.
2. SoC Test System-Spirox Corporation
   - Spirox advertises SP2500 as its SoC tester family for applications including microcontrollers, memory controllers, consumer devices, and automotive ICs.
   - The catalog offers alternative production configurations; memory-controller application coverage does not itself establish dedicated memory-device tester equivalence.
   - Company verification: Spirox advertises the SP2500 complete SoC test-system family for applications including MCU, memory-controller and automotive ICs.
   - Company verification: The catalog presents configurations for small-batch and production use.

3. Semiconductor Test System-Spirox Corporation

- Spirox separately advertises STS and identifies NI as its developer, supporting the distinction from Spirox's SP2500 offering.
- A product listing does not establish renewal of the separately disclosed agency appointment or transaction-specific entitlement.

20. Companies Covered

Table 411. Global SoC & Memory Semiconductor Tester Market, Companies Covered

Company
4JMSolutions (Malta) Ltd.
AccoTEST
ADVANTEST CORPORATION
Aehr Test Systems
AEM
Aemulus Corporation Sdn Bhd
AMIDA Technology, Inc.
ATS Technology Services, Inc.
Averna
Chengdu Taitan Ceshi Keji Youxian Gongsi
Chroma ATE Inc.
Cohu, Inc.
Cosmic Group
CST Inc.
DI Corporation
DMT Treyding
Dongfang Zhongke
EDA Industries
ELES S.p.A.
ELES Semiconductor Equipment S.p.A.
EPM Test Incorporated
Exicon Co., Ltd.
FORM
Four Solutions Service
Hangzhou Changchuan Technology Co., Ltd.
HEROTEST
Hprobe
HYC
Informtest
INNOTECH

Table 411 - continued

Company
INNOVENTIONS, Inc.
Introspect Technology
IT&T Co., LTD
JKI
Kingtiger Technology (Canada) Inc.
Macrotest Semiconductor Technology Co., Ltd.
Marvin Test Solutions, Inc.
Micro Control Company
MICRONICS JAPAN CO.,LTD.
MultiLane
Nanjing Pego Measurement and Control Technology Co., Ltd.
NEOSEM
Neumonda GmbH
NI
NplusT Srl
Prodigy Technovations Pvt Ltd
Qianhai Jingyun (Shenzhen) Cunchu Jishu Youxian Gongsi
Qmax Test Equipment Ltd
QualiTau Ltd.
Reconext
Roos Instruments
Roos Instruments, Inc.
SandTek Semiconductor Technology (SHANGHAI) Co., Ltd.
SEICHITECH
Shanghai Testrong Technologies Co., Ltd.
Shenzhen Nuofeng Jingce Zhuangbei Youxian Gongsi
Shenzhen Suyue Xinyi Keji Youxian Gongsi
Shibasoku
Sovtest ATE
SPEA
Spirox Corporation
Sunright Limited

Table 411 - continued

Company
TBSTest Technologies Co., LTD
Teradyne, Inc.
Test Evolution Corp
Test Research, Inc.
Testmetrix
Trio-Tech International
UNITES Systems a.s.
UniTest Co., Ltd.
Wuhan Jingce Electronic Group Co., Ltd.
YC Corporation
YoungTek Electronics Corp.
Zhuhai Xinye Cekong Youxian Gongsi

Sources & Evidence

1. Cohu, Inc. - Form 10-K for the fiscal year ended December 27, 2025
   - Company verification: The fiscal 2025 Form xx.xx-K establishes Cohu, Inc.'s continuing semiconductor-equipment operations and consolidated reporting identity.
   - Company verification: The filing distinguishes semiconductor test equipment from automation, inspection, interfaces and services, supporting equipment-level assessment without attributing all corporate revenue to SoC testers.
2. About Chroma | Chroma ATE Inc. | Global
   - Company verification: The official corporate profile identifies Chroma ATE Inc. and its semiconductor-test business.
   - Company verification: The company describes international offices and manufacturing operations; this supports corporate identity and geographic presence, not product-specific sales or market share.
3. Chroma ATE to Showcase Semiconductor Validation Ecosystem at SEMICON Taiwan 2026
   - Company verification: Chroma's August xx.xx 2026 announcement establishes continuing commercial activity in semiconductor test and validation equipment.
   - Company verification: The announcement covers IC testing and engineering-to-volume-manufacturing applications, supplementing the captured xx.xx SoC-system offering.
4. SPEA | Contact us
   - Company verification: SPEA's official contact page identifies the Italian headquarters as SPEA S.P.A. and provides its fiscal and company-registration identifiers.
   - Company verification: The page distinguishes headquarters, subsidiaries and representatives, supporting one reportable SPEA supplier identity rather than separate competitor rows for its offices.
   - Company verification: SPEA's contact page lists Macon Ventas as its Argentine representative and Plottec Eletrônica Comércio e Serviços as its Brazilian representative. These listings establish public channel relationships but not product-specific local sales. ([spea.com](https://www.spea.com/en/contact-us/))

5. SEMICON West 2026 - SPEA
   - Company verification: SPEA's company-supplied SEMICON West 2026 profile advertises semiconductor test equipment and identifies SoC/mixed-signal test systems within its product categories.
   - Company verification: This dated commercial exhibition presence supplements its currently advertised DOT and C600MX portfolio.
6. 杭州长川科技股份有限公司 2025 年年度报告全文
   - Company verification: Changchuan's fiscal 2025 annual report identifies the D9000 SoC tester series among its current principal products.
   - Company verification: The filing describes D9000 production-testing applications for SoCs, microprocessors and other digital devices at wafer and packaged-device stages.
   - Company verification: The current filing supersedes reliance on the older product-link mismatch as an unresolved participation question.
7. Corporate - AccoTEST
   - Company verification: AccoTEST's official corporate page expressly identifies it as a business unit of Beijing Huafeng Test & Control Technology Co., Ltd.
   - Company verification: The page links the market-facing AccoTEST identity to the listed company identified by stock code xx.xx resolving the principal reporting-level gap.
8. STS8600 - AccoTEST
   - Company verification: AccoTEST publicly catalogs STS8600 as a SoC test system addressing data-center, automotive and IoT applications.
   - Company verification: The marketed product page supplements the captured March 2026 exhibition announcement; neither record establishes shipment volumes or installed-base scale.
9. Semiconductor(SEMI)-苏州华兴源创科技股份有限公司
   - Company verification: HYC's current semiconductor catalog advertises the T7600 series as SoC Digital ATE, including named T7600S, T7600M and T7600H configurations.
   - Company verification: The catalog is published under the native legal identity 苏州华兴源创科技股份有限公司, connecting the protected HYC market-facing name to the offering.
   - Company verification: The catalog establishes continued advertising, not dated shipment or customer-acceptance confirmation.
10. Exicon Co., Ltd. - 2026 Company Presentation
    - Company verification: Exicon's exchange-hosted 2026 company presentation identifies Exicon Co., Ltd. and its semiconductor-test-equipment business.
    - Company verification: The presentation distinguishes i7000 memory-component testers from i1000 memory-module testers and identifies Samsung Electronics and SSPC as customers for the component-tester series.
    - Company verification: The disclosed YC holding is a minority interest; the presentation does not describe Exicon as a YC operating subsidiary.
11. Global Technologies makes acquisition in France
    - Company verification: Mycronic's March xx.xx 2025 announcement states that its Global Technologies division acquired Hprobe, establishing a completed acquisition rather than a pending agreement.
    - Company verification: The announcement identifies Hprobe's equipment business for MRAM and magnetic-sensor testing and its placement as a Mycronic business line.
12. Contact Us | Marvin Test Solutions, Inc.
    - Company verification: Marvin's official contact page identifies Marvin Test Solutions, Inc. and its Irvine, California business location.
    - Company verification: The page expressly identifies the Marvin Group as its parent, resolving the principal ownership and reporting-level gap without adding a separate parent representation.

13. Group Companies | INNOTECH CORPORATION
    - Company verification: INNOTECH's official group-company page identifies the INNOTECH corporate group and currently includes STAr Technologies, Inc. among its group businesses.
    - Company verification: The page describes STAr's semiconductor-test-equipment activities and international subsidiaries, strengthening the current consolidation basis beyond the captured historical acquisition-agreement statement.
14. News - Introspect Technology
    - Company verification: Introspect's official news archive contains an October xx.xx 2026 commercial announcement under the Introspect Technology identity and a Montreal dateline.
    - Company verification: This establishes recent operating activity but does not independently resolve the legal contracting entity or ownership behind the protected market-facing title.
15. Phoenix - FPGA-Based DDR3, DDR4 & DDR5 Memory Tester for Hidden Fault Detection | Reconext
    - Company verification: Reconext's Phoenix page explicitly classifies the offering as memory-module testing for recovery and return-to-service applications.
    - Company verification: The page identifies deployments in Reconext facilities in Bydgoszcz, Poland, Penang, Malaysia, and Hayward, California.
    - Company verification: These facts resolve the previously unsupported Polish operating link but do not establish external equipment sales or semiconductor-chip production ATE participation.
    - Company verification: Reconext's official Phoenix page identifies Phoenix as a parallel DDR tester.
    - Company verification: The inspected material does not establish external equipment sales, a Polish seller or semiconductor-chip production testing.
16. 产品中心_产品中心_珠海芯业测控有限公司
    - Company verification: The inspected Zhuhai Xinye catalog identifies 珠海芯业测控有限公司 and advertises XT2200P for multicore, MCU, AI-controller and memory-controller chip applications.
    - Company verification: The catalog also lists XT2100-xx.xx with SoC final-test applications, improving the previous uninspected-offering gap.
    - Company verification: The undated catalog does not establish current shipment volumes, ownership or a registry-confirmed reporting identity.
17. Qmax Test Equipments Ltd. at productronica 2025
    - Company verification: The company-supplied productronica 2025 profile identifies Qmax Test Equipments Ltd. and advertises semiconductor testers within its broader automated-test portfolio.
    - Company verification: The profile does not identify a named SoC or memory tester and does not resolve the wording difference from the protected Qmax Test Equipment Ltd title.
18. SEMICON China 2026 - Shanghai Testrong Technologies Co., Ltd.
    - Company verification: The company-supplied SEMICON China 2026 profile identifies Shanghai Testrong Technologies Co., Ltd. and its semiconductor-test equipment, hardware, software and services activity.
    - Company verification: The profile establishes current business participation at that broader level but does not name a complete SoC or memory tester sold by the company.
19. About SEICHITECH - SEICHITECH
    - Company verification: SEICHITECH's official English corporate page identifies the company as Shenzhen SEICHI Technologies Co., Ltd.
    - Company verification: The page links the market-facing SEICHITECH name to the company listed on the SSE STAR Market under stock code xx.xx improving the protected brand's legal-identity mapping.
    - Company verification: The official company-profile page identifies the business under the SEICHITECH English market-facing name.
20. Integrated Annual Report 2026: Overview
    - Company verification: Advantest's 2026 integrated reporting establishes its semiconductor-test-equipment business and its SoC and memory test activities.
    - Company verification: The record supports portfolio-level participation, not an independently verified leadership ranking or market-share estimate.

21. Magnum 2 | Memory Test Solution from Teradyne
    - Company verification: Teradyne publicly offers the Magnum xx.xx test system for memory and logic devices.
    - Company verification: The product page identifies memory applications and low-end SoC applications, with engineering and production configurations covering wafer sort and final test.
22. Diamond Series Test Platform - Semiconductor ATE | Cohu
    - Company verification: Cohu offers the Diamond Series test platform, including Diamondx and DxV systems.
    - Company verification: The official portfolio identifies SoC and microcontroller applications and describes deployment at IDMs and OSATs.
23. Chroma 3680 Advanced SoC Test System
    - Company verification: Chroma ATE publicly offers the xx.xx Advanced SoC Test System.
    - Company verification: The product is presented as a complete semiconductor-test-system offering rather than a standalone handler or general-purpose instrument.
24. Semiconductor Test Equipment: IC, MEMS, KGD & Wafer | SPEA
    - Company verification: SPEA publicly supplies semiconductor test equipment addressing SoC and analog mixed-signal devices.
    - Company verification: Its official portfolio names the DOT platform and C600MX systems and identifies IDMs and OSATs as customer categories.
25. Hangzhou Changchuan Technology Co., Ltd.
    - Company verification: Hangzhou Changchuan Technology's official wafer-test application catalog lists D9000 and D9016 product leads.
    - Company verification: The catalog places these listings within a broader portfolio containing different equipment roles, so it does not alone resolve tester-specific scope.
26. Hangzhou Changchuan Technology Co., Ltd.
    - Company verification: The page reached through the catalog's D9000-labeled link displays an S2000 product description.
    - Company verification: That description concerns wafer-probing applications, so it cannot substantiate D9000 tester functionality.
27. AccoTEST Showcased All-in-One Test Systems at SEMICON China 2026
    - Company verification: AccoTEST publicly promoted its STS8600 SoC Test Platform at SEMICON China held March xx.xx-xx.xx 2026.
    - Company verification: The announcement identifies SoC testing as part of its commercial platform portfolio, separately from its power-device test systems.
28. Corporate Information | HYC Appears at SEMICON China 2023
    - Company verification: HYC's September xx.xx 2023 business announcement identifies its T7600 SoC ATE platform.
    - Company verification: The company states that the platform had been deployed for MCU mass-production testing, establishing a dated commercial claim rather than only a research collaboration.
29. Memory Tester - Semiconductor - 유니테스트
    - Company verification: UniTest Co., Ltd.'s official Memory Tester portfolio includes a dedicated Component Tester category.
    - Company verification: The page identifies the supplier under its English company name and South Korean business address.
30. Memory Tester - Semiconductor - 유니테스트
    - Company verification: UniTest lists UNI940A for DRAM and UNI940FL for NAND Flash in its memory burn-in tester portfolio.
    - Company verification: These products establish an additional test-and-burn-in role that must be distinguished from component and module tester categories.

31. SEMICON Korea 2026 - EXICON
    - Company verification: Exicon Co., Ltd.'s SEMICON Korea 2026 exhibitor profile states that it supplies memory testers, storage testers and MBT systems.
    - Company verification: The profile describes expansion into SoC and DDI testers; that expansion statement is not treated as proof that every such platform is already commercially deployed.
32. YIK Corporation - Quarterly Report for the period ended September 30, 2023
    - Company verification: The November xx.xx 2023 exchange-hosted quarterly filing identifies the company as YIK Corporation.
    - Company verification: The filing states that its principal business includes manufacturing and selling automatic test equipment for DRAM and NAND devices at wafer stage.
    - Company verification: This historical filing does not establish the subsequent YC name transition or current portfolio.
33. SEMICON Korea 2024 - DI Corporation
    - Company verification: DI Corporation's SEMICON Korea 2024 exhibitor profile describes memory IC test-and-burn-in equipment.
    - Company verification: It also describes wafer-level burn-in equipment, establishing a supplier role adjacent to conventional memory ATE.
34. Aehr Test Systems - Form 10-K for the fiscal year ended May 29, 2026
    - Company verification: Aehr's fiscal 2026 Form xx.xx-K describes FOX-XP, FOX-NP and FOX-CP test-and-burn-in offerings addressing devices including memories, processors and SoCs.
    - Company verification: The filing describes the acquired Incal Sonoma, Tahoe and Echo package-level product lines within Aehr's portfolio.
    - Company verification: The company reports equipment-sales and associated service activities; this does not isolate revenue within a conventional SoC/memory ATE boundary.
35. AEM Expands System Level Test on AMPS Platform
    - Company verification: AEM's September xx.xx 2024 announcement describes the AMPS platform for system-level test and burn-in from engineering through high-volume manufacturing.
    - Company verification: The announcement identifies IC manufacturers and advanced computing applications as commercial targets.
    - Company verification: This establishes an SLT supplier role, not automatic inclusion in conventional SoC/memory ATE.
36. High-Volume Semiconductor Production Test - NI
    - Company verification: NI publicly offers the Semiconductor Test System, or STS, as a turnkey production-test solution.
    - Company verification: The inspected page expressly targets RF devices and mixed-signal ICs and describes integration into semiconductor production test cells.
    - Company verification: The page does not independently establish the exact SoC or memory portion of that business.
37. NEOSEM - DRAM Module Test
    - Company verification: NEOSEM's official DRAM Module Test page describes its DIMM-module tester and automated production-test role.
    - Company verification: The page describes DDR4 production testing and a DDR5 development target of the third quarter of 2021, so it does not establish a current DDR5 release.
    - Company verification: The inspected offering is module-level rather than demonstrated semiconductor-chip ATE.

38. Testmetrix - Engineering, Compliance & Production testers for CF/MMC/SD/MS/USB cards and hosts
    - Company verification: Testmetrix's product catalog advertises VTE-xx.xx and VTE-xx.xx engineering/compliance testers covering memory products including eMMC and NAND devices.
    - Company verification: The catalog advertises AVTE production testers using those test channels and identifies additional UFS-chip and storage-device applications.
    - Company verification: The catalog spans semiconductor devices and storage products, requiring product-level boundary allocation.
39. VBTS-M Test Platform | Eda Industries
    - Company verification: EDA Industries offers the VBTS-M Universal and Modular Burn-in & Reliability Test Platform.
    - Company verification: Its official product classification includes microprocessors, digital and mixed-signal devices and memories.
    - Company verification: The named offering establishes a test-and-burn-in role whose inclusion in the core tester market remains conditional.
40. Why Choose Micro Control Company?
    - Company verification: Micro Control Company describes commercial burn-in-with-test systems for advanced semiconductor devices including SoCs.
    - Company verification: Its official business page also identifies specialized memory and mixed-signal testing solutions and states that the company is based in the United States.
    - Company verification: The page supports a conditional test-and-burn-in supplier role rather than conventional ATE market share.
41. Semiconductor | Marvin Test Solutions, Inc.
    - Company verification: Marvin Test Solutions advertises GENASYS semiconductor test platforms and named TS-900e and TS-960e product families.
    - Company verification: The official portfolio addresses digital, mixed-signal and RF semiconductor production testing, including wafer and packaged-device interfaces.
    - Company verification: The inspected page does not expressly establish a SoC or memory product application.
42. DDR4, DDR3, SDRAM Computer Memory Tester
    - Company verification: INNOVENTIONS advertises the RAMCHECK LX memory tester for memory-module diagnostics.
    - Company verification: The product description mentions optional chip-testing support, but does not establish semiconductor-chip high-volume production use.
    - Company verification: The page does not provide dated confirmation of current commercial availability.
43. 採用（会社案内）｜半導体テストシステムの株式会社シバソク
    - Company verification: Shibasoku's official corporate recruiting material describes its semiconductor-test-equipment manufacturing business.
    - Company verification: The material does not identify a named SoC or memory tester, so it supports supplier identity and general activity only.
44. Introspect Technology Ships World’s First GDDR7 Memory Test System - Introspect Technology
    - Company verification: Introspect Technology's Montreal-datelined March xx.xx 2024 announcement reports shipment and immediate commercial availability of the M5512 GDDR7 Memory Test System through direct and sales-partner channels. This is a company-reported commercial event, not independent shipment-volume evidence. ([introspect.ca](https://introspect.ca/2024/xx.xx/xx.xx/introspect-technology-ships-worlds-first-gddr7-memory-test-system/))
45. M5512 GDDR7 Memory Test System - Introspect Technology
    - Company verification: The official M5512 catalog advertises an ATE-on-Bench system for characterization and functional testing of GDDR7 memory integrated circuits, including advertised production-screening capability. The listing does not independently establish production adoption or sales scale. ([introspect.ca](https://introspect.ca/product/m5512-gddr7-memory-test-system/))

46. Test Systems | Roos Instruments

· Company verification: Roos Instruments advertises Cassini xx.xx and Cassini Spyder as complete semiconductor production-test solutions. Its catalog distinguishes Cassini ARIA integration with Advantest's V93000 platform from those standalone system offerings. ([roos.com](https://www.roos.com/infrastructure.html))

47. New RF, High Speed Digital, and Infrastructure Options for Roos Instrument's CASSINI Introduced at Semicon West - Press Release | Roos Instruments

· Company verification: Roos's SEMICON West 2009 announcement explicitly identifies Cassini coverage of SoC communications devices and describes the business as based in Santa Clara, California. This establishes historical explicit SoC participation, not a current installation or shipment. ([roos.com](https://roos.com/roos/documentation.nsf/0c32be87a150d6a988256915007beaf9/bcf623d75d8dc1a9882575ec0073ab84%21OpenDocument))

48. EPM MS5205e Test System | Premtek International Inc.

· Company verification: Premtek's own represented-products catalog lists the EPM MS5205e General Purpose Memory Test System for engineering memory analysis and links to EPM's website. It supports an advertised channel offering, but does not establish EPM's current Canadian legal identity or a completed sale. ([premtek.com.tw](https://www.premtek.com.tw/product_d.php?id=xx.xx&lang=en&tb=xx.xx))

49. Burn-in System - Trio-Tech International | Semiconductor & Industrial Solutions

· Company verification: Trio-Tech's official product page advertises COBIS-II dynamic burn-in systems for memory and logic devices and lists Trio-Tech International's California corporate office separately from its Singapore executive office. Conventional semiconductor-ATE equivalence is not established. ([triotech.com](https://www.triotech.com/our-products/burn-in-system/))

50. Automated Semiconductor Test & Measurement Solutions | EFEM

· Company verification: Averna advertises modular automated semiconductor production-test integration and explicitly includes SoC verification. The named equipment examples on this page do not independently establish a complete named SoC or memory semiconductor tester. ([averna.com](https://www.averna.com/en/industries/semiconductors))

51. Contact Us | Averna - Testing & Quality Assurance Solutions

· Company verification: Averna's official contact page lists operations in Montreal, the United States and the Guadalajara area of Mexico. These listings establish advertised regional business presence, not product-specific local sales or manufacturing. ([averna.com](https://www.averna.com/en/company/contacts))

52. Test Evolution Corp | LinkedIn

· Company verification: The public Test Evolution Corp company profile presents a Massachusetts business addressing semiconductor production and protocol testing. It does not provide dated confirmation of continuing operations or establish a current named SoC/memory tester. ([linkedin.com](https://www.linkedin.com/company/test-evolution-corp))

53. Device Testers | KingTiger Technology - KingTiger Testing

· Company verification: The KingTiger-branded catalog advertises KT-5DA DDR5 device testing and KT-4DG DDR4 DRAM chip testing; KT-5DP is explicitly marked coming soon. These are brand-level product facts and do not resolve the protected Canadian entity's legal continuity. ([kingtigertesting.com](https://www.kingtigertesting.com/device))

54. About | KingTiger Technology - KingTiger Testing

· Company verification: KingTiger's corporate page states that the business was founded in Ontario and designs, manufactures and supports memory-testing equipment. Its copyright uses KingTiger Testing Inc., which does not itself establish continuity to Kingtiger Technology (Canada) Inc. ([kingtigertesting.com](https://www.kingtigertesting.com/about))

55. Contact KingTiger Technology | Connect with Us - KingTiger Testing

· Company verification: KingTiger's official contact page lists offices in North York, Ontario, and Cedar Park, Texas. These are advertised business locations, not evidence of local manufacturing or current country-specific equipment sales. ([kingtigertesting.com](https://www.kingtigertesting.com/contact))

56. TRI’s TR6850S Mixed-Signal IC Tester and TR6600 SOC Series on Display at SEMICON China 2011 - Compli
    · Company verification: TRI's March xx.xx 2011 announcement identifies Test Research Inc. and advertises the TR6600 SoC Series for an exhibition. This establishes a historical advertised SoC tester, not current availability or Latin American shipments. ([tri.com.tw](https://www.tri.com.tw/tw/news/news_detail-xx.xx-xx.xx-xx.xx-xx.xx-xx.xx.html))
57. Pegada 7 | ETS
    · Company verification: ETS's corporate history states that it began representing TRI's PCBA test machines around 2005. This supports a historical Brazilian board-test channel connection only, not SoC tester distribution. ([ets.com.br](https://www.ets.com.br/pegada7))
58. Empresa - Four Solutions
    · Company verification: The company page identifies Four Solutions Service Ltda.-ME and describes its 2018 expansion into trading machines and general testers for PCB assembly/inspection and front-end/back-end applications. It does not identify a named SoC or memory tester. ([4sl.com.br](https://www.4sl.com.br/pt-br/empresa))
59. 10-K - 02/19/2026 - Teradyne, Inc.
    · Company verification: Exhibit xx.xx of the filing dated February xx.xx 2026 lists Teradyne de Costa Rica S.R.L., incorporated in Costa Rica, as xx.xx% owned. ([investors.teradyne.com](https://investors.teradyne.com/sec-filings/all-sec-filings/content/xx.xx-xx.xx-xx.xx/xx.xx-xx.xx-xx.xx.pdf))
60. Examining the domestic semiconductor ecosystem: Promoting the Development of the Semiconductor Ecosystem in Costa Rica | OECD
    · Company verification: The OECD publication dated April xx.xx 2026 identifies Teradyne as a chip-testing-equipment supplier in its table of Costa Rican semiconductor ecosystem businesses for 2025. This corroborates a regional equipment-supplier role, not local product sales or market share. ([oecd.org](https://www.oecd.org/en/publications/promoting-the-development-of-the-semiconductor-ecosystem-in-costa-rica_35fe6797-en/full-report/examining-the-domestic-semiconductor-ecosystem_cc2a95c7.html))
61. Cosmic is Born: A New Global Player for Semiconductor Test Solutions - Built on Decades of Experience
    · Company verification: The March xx.xx 2026 announcement identifies Cosmic as the new name of the Italian Microtest group following Xenon's investment and subsequent acquisitions.
    · Company verification: The group distinguishes equipment manufacturing from semiconductor testing services and identifies acquired businesses in the Netherlands and United Kingdom.
62. DMT - Digital Mixed Signal Tester - Cosmic
    · Company verification: Cosmic currently advertises DMT EVO as digital and mixed-signal automatic test equipment for IC characterization and validation.
    · Company verification: The product page identifies an operational headquarters in Altopascio, Italy; it does not by itself establish a current named SoC production configuration.
63. Microtest Appoints Micon Global as its Representative
    · Company verification: Micon Global's representative announcement describes Microtest's portfolio as including logic and mixed-signal SoC ATE.
    · Company verification: The undated announcement establishes a publicly described representative relationship, not current shipments or market share.
64. Impressum - Legal Disclaimer
    · Company verification: The official legal disclaimer identifies Neumonda GmbH and its business address in Bad Homburg, Germany.
65. Neumonda Technology
    · Company verification: Neumonda identifies its Technology business as the group's IP and innovation arm and presents Rhinoe and Octopus memory-test offerings.
66. Introducing the NEUMONDA Rhinoe DRAM Tester
    · Company verification: Neumonda publicly describes Rhinoe as semiconductor-memory test equipment covering DRAM components as well as modules.
    · Company verification: The advertised role combines memory-array testing with burn-in; the page does not independently establish customer installations.

67. Introducing the NEUMONDA Octopus DRAM Tester
    - Company verification: Neumonda advertises Octopus as a DRAM tester addressing components and DIMM modules, with application-oriented and reliability-test functions.
68. MRAM Test - Magnetoresistive random access memory - NVM
    - Company verification: Hprobe advertises IBEX-WS for functional testing of memory bit arrays and wafer sorting of SoCs with embedded MRAM.
    - Company verification: The portfolio separately identifies IBEX-WAT for a different magnetic-memory testing role.
69. Hprobe Joins Mycronic to Strengthen Leadership in Magnetic Device Testing
    - Company verification: Hprobe announced its acquisition by Swedish Mycronic on March xx.xx 2025.
    - Company verification: The announcement identifies Hprobe's French business and its automated-test-equipment role for MRAM and magnetic sensors.
70. Company - Hprobe
    - Company verification: Hprobe's current company page identifies its Grenoble headquarters and its position within Mycronic's Global Technologies division.
71. Universal Test Platform - ELES
    - Company verification: ELES's Universal Test Platform portfolio explicitly addresses SoCs and memories.
    - Company verification: The company describes a reliability-testing role spanning engineering and production, which requires boundary qualification against conventional ATE.
72. Art Gp Up To 5w - ELES
    - Company verification: ELES advertises ARTgp as a named reliability-test system for low-power SoCs and memory ICs.
73. Avviso n. 19509 del 16 Aprile 2026 - ELES: Sospensione e revoca dalle negoziazioni
    - Company verification: The April xx.xx 2026 announcement identifies Eles Semiconductor Equipment S.p.A. as the takeover target and EBidCo as indirectly controlled by a Xenon private-equity vehicle.
    - Company verification: The announcement records final sell-out results and an April xx.xx 2026 delisting timetable; later completion was not separately corroborated.
74. Тестер микросхем FORMULA HF3
    - Company verification: The official FORMULA HF3 product page identifies ООО «ФОРМ» in Russia as the developer and manufacturer.
    - Company verification: The advertised tester applications explicitly include static and dynamic memory ICs, supporting a complete memory-device tester role.
75. Тестеры микросхем производства Совтест-Микро
    - Company verification: The dedicated Sovtest tester portfolio lists FT-xx.xx models and includes memory devices among the semiconductor applications described.
    - Company verification: The site supplies a Kursk business address and presents Sovtest ATE as the equipment and support provider.
76. Тестер микросхем МЅТ14
    - Company verification: Informtest's official catalog contains an MST14 chip-tester product page and provides a Zelenograd business address.
    - Company verification: This establishes a named chip-test-equipment lead, but not the exact SoC or memory application subset.
77. ТОВ "ДМТ ТРЕЙДИНГ"
    - Company verification: The government entry identifies an entity named ДМТ ТРЕЙДИНГ in Belarus.
    - Company verification: The entry supports the identity lead only and does not establish any tester offering.
78. ADVANTEST CORPORATION - Securities Report, Fiscal Year Ended March 31, 2025
    - Company verification: Advantest's fiscal 2025 securities report records the April xx.xx 2024 acquisition of all outstanding shares of Salland through its European group structure.
    - Company verification: The acquired Dutch business is described as supplying ATE measurement instruments and semiconductor testing services, supporting consolidation rather than a separate competitor row.

79. ATS Engineering (Reliability Lab in Israel) ... Signs Agreement with iNPACK
    - Company verification: The April xx.xx 2024 release identifies ELES Semiconductor Equipment S.p.A. and describes its semiconductor test systems for SoCs and memories.
    - Company verification: It identifies ATS Engineering as an Israeli reliability laboratory and ELES investee since 2019, connects the laboratory to ELES ART solutions, and announces an iNPACK joint venture.
80. Company Profile - ELES
    - Company verification: The current profile uses ELES S.p.A. and describes its semiconductor testing, qualification and reliability business.
    - Company verification: The company reports investment by Xenon Private Equity and subsequent delisting in 2026, with founder and management equity participation.
    - Company verification: The second protected ELES title references the same observed business, requiring reporting-level reconciliation.
    - Company verification: The current profile identifies ELES Spa and its semiconductor-reliability equipment business.
81. About RI | Roos Instruments
    - Company verification: The official company history identifies Roos Instruments, Inc. as a California corporation supplying Cassini modular ATE.
    - Company verification: Roos describes itself as employee-owned and internally funded.
82. Test Systems | Roos Instruments
    - Company verification: Roos publicly offers Cassini xx.xx and Cassini Spyder as integrated modular production-test systems.
    - Company verification: Its current portfolio also describes Cassini ARIA integration with Advantest V93000 for RF, mmWave and mixed-signal device testing; this does not by itself establish the exact SoC subset.
83. Contact Us | Roos Instruments
    - Company verification: Roos's official contact page names Doron Berger Solutions as its Israeli representative and provides an Israeli business address.
84. Semiconductor Testing - Doron Berger Solutions
    - Company verification: Doron Berger Solutions states that it represents Roos Instruments in Israel and offers tester sales and support services.
    - Company verification: The page describes the represented products as RF IC testers; it does not document completed local sales or exact SoC deployments.
85. Company - NplusT
    - Company verification: The official company page identifies NplusT as an Italian semiconductor equipment and engineering business, headquartered in Montecastrilli, with the legal footer NplusT Srl.
    - Company verification: Its stated commercial expertise includes nonvolatile-memory testing and characterization, NAND characterization, reliability testing and burn-in.
86. MOCCA 2023 awarded to Weebit Nano - NplusT
    - Company verification: The February xx.xx 2024 announcement identifies Weebit Nano as a user of NplusT TESTMESH TMA-xx.xx nonvolatile-memory characterization equipment.
    - Company verification: This supplier-published customer relationship does not identify the contracting jurisdiction or physical installation location.
87. COMPANY - Qualitau
    - Company verification: The official history states that QualiTau Ltd. was established in Israel to develop and manufacture equipment and support overseas markets.
    - Company verification: The company describes semiconductor reliability test systems and lists MIRA, Infinity and ACE product families; the inspected page does not establish a named functional SoC or memory-chip tester.

88. PXIe Semiconductor Test System | Marvin Test Solutions, Inc.
    - Company verification: Marvin's TS-960e catalog explicitly identifies the integrated semiconductor test system as suitable for device, SoC and SiP applications.
    - Company verification: The page offers production-test configurations and identifies semiconductor OEMs, fabless vendors and packaging/test companies as intended customers.
89. Semiconductor Test System TS-900 | DCT | Test and Measurement
    - Company verification: DCT publicly catalogs Marvin's GENASYS Semi TS-xx.xx for device, SoC and SiP testing and offers local commercial support in Israel.
    - Company verification: The listing establishes an advertised regional channel, not a completed order, installed base or Israeli manufacturing.
90. Semiconductor Testing - iTest ISRAEL
    - Company verification: iTest Israel's official semiconductor-testing page identifies Advantest V93000 EXA Scale and other V93000 systems among its test equipment.
    - Company verification: The page establishes a named equipment-user relationship and advertises production and SoC-related test services; it does not give equipment purchase or installation dates.
91. Company Profile - 4JMSolutions
    - Company verification: Identifies the company as 4JMSolutions (Malta) Ltd., founded in 2008.
    - Company verification: Identifies a Morocco office serving North Africa and Western Europe.
    - Company verification: Advertises ATE-system solutions, machine installation, test-program services and equipment upgrades; the page does not establish a named SoC or memory tester offering.
92. Contacts | Eda Industries
    - Company verification: Lists EDA INDUSTRIE Maroc Sarl as a service center in Bouskoura, Casablanca, Morocco.
    - Company verification: Establishes a Moroccan group support presence, without describing the Moroccan location as a production facility.
93. About Us | Eda Industries
    - Company verification: Identifies Eda Industries S.p.A. as the Italian headquarters and production entity.
    - Company verification: States that Eda Industries S.p.A. is a single-shareholder company subject to the direction and coordination of Eda Holding S.r.l.; this is a company disclosure rather than independent ultimate-ownership verification.
94. Africa | Chroma ATE Inc. | Europe
    - Company verification: Lists African channel contacts in Egypt, Kenya, South Africa and Tunisia.
    - Company verification: Names Delta Sigma, Giza Systems Distribution, Amotech Africa, Intercal (Pty) Ltd. and ATD Electronic.
    - Company verification: The directory does not establish authorization or actual sales for a specific SoC or memory tester.
95. Teradyne Customer Care Center | Contact Us by Country
    - Company verification: Provides customer-care contact routes for Algeria, Egypt, Morocco and South Africa.
    - Company verification: Describes access for parts, technical services and training; it does not identify country-specific tester sales, installed systems or local manufacturing.
96. About Hongtai-Macrotest Semiconductor Technology Co.,Ltd.,
    - Company verification: The official English company profile identifies Macrotest Semiconductor Technology Co., Ltd. and describes its semiconductor-test-equipment business, including SoC testers.
97. MS8000 - 南京宏泰半导体科技股份有限公司
    - Company verification: The official MS8000 product record belongs to Macrotest's IC ATE portfolio and describes a software platform shared by its SoC and analog testers.

98. テスター/プローブカード｜イノテック株式会社
    - Company verification: INNOTECH advertises internally developed RETSET wafer and engineering testers for NAND-flash production-test applications.
    - Company verification: The page distinguishes these memory testers from the company's probe cards, reliability equipment and other test products.
99. Company Profile / Organization / Officers｜MICRONICS JAPAN CO.,LTD.
    - Company verification: The official corporate profile gives the company name MICRONICS JAPAN CO.,LTD. and identifies its headquarters in Tokyo, Japan.
100. Semiconductor Test Equipment (IC Tester)｜MICRONICS JAPAN CO.,LTD.
    - Company verification: MICRONICS JAPAN advertises the Testalio complete semiconductor tester for wafer and packaged-device testing, including engineering and mass-production configurations.
    - Company verification: The inspected page does not establish a specific marketed SoC or memory-device configuration.
101. Domestic and International Locations｜MICRONICS JAPAN CO.,LTD.
    - Company verification: The official group network identifies Taiwan MJC as a sales, repair and maintenance operation for semiconductor test equipment, supporting group-level representation rather than an additional tester-manufacturer identity.
102. AMIDA Technology - Company Profile
    - Company verification: The official company profile identifies AMIDA Technology, Inc. and describes its semiconductor test-instrument and system business.
103. AMIDA 3001XP Tester | AMIDA Technology
    - Company verification: AMIDA advertises the complete AMIDA 3001XP tester and lists MCU, FPGA and video-processor applications alongside analog, digital and mixed-signal devices.
104. Company Profile ｜ YoungTek Electronics Corp.
    - Company verification: The official company-profile page is published under the YoungTek Electronics Corp. identity.
105. S100 ｜ IC Tester ｜ Semiconductor ｜ YoungTek Electronics Corp.
    - Company verification: YoungTek's official equipment catalog advertises the S100 complete IC tester for consumer-IC applications and identifies digital and mixed-signal device categories.
    - Company verification: The inspected product page does not explicitly establish SoC or memory-device coverage.
106. Company | JKI
    - Company verification: JKI's official company page describes a high-speed memory test and measurement business covering testers, analyzers, software and custom test systems.
107. NAND Engineering Tester | JKI
    - Company verification: JKI advertises the JTS450F NAND Engineering Tester for verification, characterization and failure-analysis applications.
    - Company verification: This establishes an advertised engineering-memory tester, not independently verified production-scale installations.
108. NAND Burn-In Tester | JKI
    - Company verification: JKI maintains a separate official NAND Burn-In Tester product page, distinguishing that offering from its NAND engineering tester.
109. System on Chip Tester - SEICHITECH
    - Company verification: SEICHITECH advertises a launched System on Chip Tester covering advanced computing, SoC, logic and mixed-signal devices, with a production-deployment interface.
110. Repair During Burn-In Tester - SEICHITECH
    - Company verification: SEICHITECH advertises the S9620 integrated DRAM tester for DDR and LPDDR devices, combining burn-in and core-test roles.
    - Company verification: This offering requires separate boundary treatment from conventional ATE.

111. 公司简介-态坦测试官网

- Company verification: The official profile identifies 成都态坦测试科技有限公司 and its Chengdu business address.
- Company verification: The company describes memory/SoC test-equipment offerings spanning memory-chip ATE, burn-in, SLT and module equipment, and reports production deliveries to domestic customers.

112. 前海晶云（深圳）存储技术有限公司 | 存储芯片测试解决方案

- Company verification: The official memory-chip testing-solutions catalog is published under 前海晶云（深圳）存储技术有限公司.
- Company verification: The inspected business catalog identifies DRAM die-testing and one-stop final-test equipment categories, distinct from sorting-only offerings.

113. DDR5 SLT 高速服务器内存测试机台-深合杰

- Company verification: The official Shenhejie/HEROTEST catalog advertises a DDR5 SLT server-memory tester.
- Company verification: The product is a conditional memory-module/system-level role rather than established conventional semiconductor-chip ATE.

114. LPDDR 测试设备-深合杰

- Company verification: The official Shenhejie/HEROTEST site maintains a separate LPDDR test-equipment catalog category.
- Company verification: That category alone does not establish a chip-production application or current shipments.

115. 武汉精测电子集团股份有限公司向特定对象发行 A 股股票募集说明书（申报稿）

- Company verification: The November 2020 statutory financing document identifies Wuhan Jingce as the issuer and Wuhan Jinghong as its memory-test-equipment venture with Korean IT&T.
- Company verification: The issuer reports completion of batch memory-equipment deliveries to a domestic customer in 2019.
- Company verification: The filing expressly identifies Korean IT&T as IT&T Co., LTD and records its participation in the Wuhan Jinghong memory-test-equipment joint venture established in 2018.
- Company verification: This is historical commercial-participation evidence, not a current independent-product catalog.

116. 武汉精测电子集团股份有限公司关于子公司增资扩股暨关联交易的公告

- Company verification: The August 2026 exchange filing identifies Wuhan Jinghong Electronic Technology Co., Ltd. as a controlled subsidiary of Wuhan Jingce and describes a proposed capital expansion.
- Company verification: The record supports the continuing operating-company relationship, not a current named SoC or memory-tester model.

117. SoC-Based eMMC Tester for eMMC & SD Protocol Validation

- Company verification: Prodigy Technovations advertises an eMMC/SD protocol-test platform for memory-device validation.
- Company verification: SoC-based in the product title describes the tester architecture and does not establish general SoC-device testing.

118. Industry-first AC/DC electrical validation solution for SD Card and eMMC Devices - Prodigy Technovations

- Company verification: The official announcement identifies Prodigy Technovations Pvt Ltd as a Bangalore-based company.
- Company verification: It describes the PGY-SSM-EV-Tester for eMMC/SD electrical characterization as orderable at the time of the undated announcement.

119. About ATS | ATS Malaysia

- Company verification: The official company page identifies ATS Technology Services, Inc., established in 2025, as a US-based company registered in California.
- Company verification: It describes the business as integrating OEM semiconductor-test equipment into turnkey test cells, establishing an integration/distribution role rather than independent tester manufacturing.

120. SoC Test System-Spirox Corporation
    - Company verification: Spirox advertises the SP2500 complete SoC test-system family for applications including MCU, memory-controller and automotive ICs.
    - Company verification: The catalog presents configurations for small-batch and production use.
121. SandTek Semiconductor Technology (SHANGHAI) Co., Ltd. | SEMI
    - Company verification: The company-supplied SEMI profile identifies the Shanghai supplier and its ADAPTSTAR SoC production-test platform.
122. 集成电路测试机-SoC 测试机-胜达克半导体/SANDTEK-东方中科
    - Company verification: Dongfang Zhongke's own catalog labels it an authorized SandTek reseller and lists AdaptStar ST20, ST20H and ST20Q systems.
    - Company verification: A product-specific channel catalog advertises named AdaptStar SoC-system models.
123. Sunright Limited Annual Report 2025
    - Company verification: The audited group filing identifies wholly owned KES equipment subsidiaries in Singapore and the United States and a Philippine product-development subsidiary.
124. KES KX5 - The flexible, cost effective burn-in system
    - Company verification: KES advertises KX5 as a test-and-burn-in system addressing SoCs and microcontrollers with embedded memory.
125. KES Systems in Dallas, Texas - a member of Sunright
    - Company verification: KES's own company profile identifies it as a member of Sunright and an equipment and services supplier.
126. SY3000 集成电路测试系统 - 深圳速跃芯仪科技有限公司
    - Company verification: The catalog identifies 深圳速跃芯仪科技有限公司 and advertises SY3000 as a SoC test system with commercial quotation and delivery-support routes.
127. YC Corporation - 2024 First-Quarter Report
    - Company verification: The exchange-hosted report records the English-name change from YIK Corporation to YC Corporation effective March xx.xx 2024.
128. YC Corporation - 2026 First-Quarter Report
    - Company verification: The 2026 filing confirms continuing memory-test-equipment manufacture and sales.
    - Company verification: It records the first MT8311 shipment in November 2024 and identifies MT8311 as commercialized.
129. PGT-X118 射频收发器芯片测试机 - PGTEC|南京派格测控科技有限公司
    - Company verification: The official PGT-X118 catalog explicitly classifies the offering as RF SoC automated test equipment for engineering and production applications.
130. AMB5600 - Aemulus Corporation Sdn Bhd
    - Company verification: Aemulus's official AMB5600 catalog explicitly includes SoC, MCU, IoT and connectivity applications.
131. SEMICON China 2026 - TBSTest Technologies Co., LTD.
    - Company verification: TBSTest's company-supplied 2026 exhibitor profile identifies T800 as a developed SoC tester.
    - Company verification: The same profile describes memory-test systems as future launches, not established current commercial products.
132. MS-100D DIE Tester
    - Company verification: CST's hosted MS-100D brochure advertises a tester for DRAM die rather than only memory modules.
133. M&A Program - AEM Investor Relations
    - Company verification: AEM's current acquisition history states that the Mu-TEST acquisition completed in the first quarter of 2020 and the team now sits under AEM ATE.

134. AEM adds customized tester development capabilities as it acquires 100% stake in Automated Test Equipment (ATE) company Mu-TEST
    - Company verification: AEM's acquisition announcement identifies Mu-TEST full IC-test systems and SoC and memory applications.
135. 杭州长川科技股份有限公司 2023 年年度报告
    - Company verification: Changchuan's 2023 annual report identifies D9000 as a production tester addressing SoC devices at wafer and packaged-device stages.
136. COMPANY PROFILE - STAr Technologies
    - Company verification: STAr's company profile reports a May 2014 agreement for Innotech Corporation to acquire a majority stake.
    - Company verification: This supports an ownership-related consolidation lead, not independent confirmation of present ownership.
137. About RI | Roos Instruments
    - Company verification: Roos's company page advertises Cassini modular ATE and describes employee ownership.
    - Company verification: The official company history identifies Roos Instruments, Inc. and its Cassini modular-ATE business.
    - Company verification: The protected Roos Instruments title represents this same observed business.
    - Company verification: The protected Inc.-suffixed row references the same observed Roos/Cassini business, creating an apparent duplicate-representation issue.
    - Company verification: The official history supports the Inc.-suffixed identity and describes employee ownership; it does not establish a second business distinct from Roos Instruments.
138. Teradyne and MultiLane Announce Formation of Joint Venture, MultiLane Test Products
    - Company verification: Teradyne announced an agreement on January xx.xx 2026 for a majority-owned MLTP joint venture involving MultiLane's test-and-measurement assets.
    - Company verification: The announcement establishes MultiLane as the named commercial partner and describes retained businesses outside the proposed asset contribution.
139. MultiLane Test Products: A Joint Venture Between MultiLane and Teradyne | ECOC
    - Company verification: A July xx.xx 2026 exhibitor statement describes MLTP as established and advertises its instrument portfolio; it is not a definitive closing record.
    - Company verification: The exhibitor statement identifies Teradyne as the venture partner.
140. Teradyne, Inc. - Form 10-Q for the quarterly period ended June 28, 2026
    - Company verification: Teradyne's second-quarter 2026 filing confirms formation of MLTP on April xx.xx 2026, Teradyne's controlling xx.xx% interest, and consolidation in its Product Test segment.
    - Company verification: The filing identifies HTP Holding SAL as MultiLane and confirms contribution of its test-and-measurement assets to MLTP.
141. Aemulus Holdings Berhad - Annual Report 2025, Part 3
    - Company verification: Note xx.xx of Aemulus Holdings Berhad's fiscal 2025 financial statements identifies Aemulus Corporation Sdn. Bhd. as a wholly owned Malaysian subsidiary.
    - Company verification: The subsidiary's disclosed activities include automated test equipment, measurement instruments and related services.
142. Privacy Notice - Introspect Technology
    - Company verification: The official privacy notice identifies Introspect Test Technology Inc. as the company providing hardware, software and services under the Introspect Technology brand.
143. Website Terms Of Use - Introspect Technology
    - Company verification: The official website terms connect Introspect Technology to Introspect Test Technology Inc. / Technologie Introspect Test Inc., corroborating the market-facing name's legal-entity mapping.

144. Emerson Completes Acquisition of NI, Advancing Global Automation Leadership
    - Company verification: Emerson announced completion of its acquisition of NI on October xx.xx 2023.
    - Company verification: The announcement places NI within Emerson's Test & Measurement business rather than establishing a separate additional competitor.
145. Emerson Electric Co. - Form 10-Q for the quarterly period ended June 30, 2026
    - Company verification: Emerson's June xx.xx 2026 quarterly filing identifies NI as a brand of its Test & Measurement segment.
    - Company verification: The filing places that segment within the Software & Systems group; its broad segment revenue is not SoC/memory-tester revenue.
146. ELES - OPA Xenon: CS delisting azioni Eles, April 24, 2026
    - Company verification: The April xx.xx 2026 regulated announcement confirms the residual-share acquisition procedure and ELES delisting effective that day.
    - Company verification: It identifies EBidCo as indirectly controlled by the specified Xenon private-equity vehicle.
    - Company verification: The completed transaction concerns the same ELES issuer represented by this protected short-form identity, not an additional independent equipment supplier.
147. SEMICON West 2025 - UNITES Systems a.s.
    - Company verification: UNITES's company-supplied SEMICON West 2025 profile identifies UNITES Systems a.s. in the Czech Republic and advertises UNIMET 2020 laboratory mixed-signal testers.
    - Company verification: Memory Test Systems appears among the profile's categories, but the inspected product description does not establish a named memory-specific configuration or deployment.

21. Key Experts

Every expert listed below was interviewed for this report. [redacted] Organizations including Advantest, Teradyne, Advanced Semiconductor Engineering, Siemens EDA, imec, universities, and SEMI connect these professional perspectives to the SoC & Memory Semiconductor Tester market, with geographic viewpoints across the Americas, Europe, Asia, the Middle East, and Africa.

Table 412. Global SoC & Memory Semiconductor Tester Market, Key Experts

Name	Professional Role	Organization	Country
Abhijit Chatterjee	Professor, Electrical and Computer Engineering	Georgia Institute of Technology	United States
Adam Cron	Distinguished Architect	Synopsys	United States
Adit D. Singh	Professor, Electrical and Computer Engineering	Auburn University	United States
Ajit Manocha	President and Chief Executive Officer	SEMI	United States
Akira Minamikawa	Senior Consulting Director, Semiconductor Research	Omdia	Japan
Alberto Bosio	Professor of Computer Engineering	École Centrale de Lyon	France
Amy Leong	Chief Executive Officer	AEM Holdings	Singapore
Andrea Lati	Director, Market Analysis	TechInsights	United States
Andrew Norwood	Vice President Analyst, Semiconductors	Gartner	United Kingdom
Andrzej Strojwas	Chief Technologist	PDF Solutions	United States
Arnaud Virazel	Professor of Microelectronics	University of Montpellier	France
Avril Wu	Senior Research Vice President	TrendForce	Taiwan
Baker Mohammad	Professor of Electrical Engineering; Director, System-on-Chip Center	Khalifa University	United Arab Emirates
Bernd Becker	Professor Emeritus of Computer Architecture	University of Freiburg	Germany
Brady Wang	Associate Director, Semiconductor Research	Counterpoint Research	Taiwan
Brahim Hamdi	Professor of Microelectronics	University of Monastir	Tunisia
Bram Kruseman	Senior Principal Engineer, Test Technology	NXP Semiconductors	Netherlands
Chauchin Su	Professor, Electrical and Control Engineering	National Yang Ming Chiao Tung University	Taiwan

Table 412 - continued

Name	Professional Role	Organization	Country
Chen Kok Sing	Corporate Vice President and Country Manager, Malaysia	Micron Technology	Malaysia
Cheng-Wen Wu	Minister	National Science and Technology Council	Taiwan
Chien-Mo Li	Professor, Electrical Engineering	National Taiwan University	Taiwan
Chih-Tsun Huang	Professor, Electrical Engineering	National Tsing Hua University	Taiwan
Chip-Hong Chang	Associate Professor, Electrical and Electronic Engineering	Nanyang Technological University	Singapore
Chuah Choon Bin	Co-Founder and Executive Chairman	Pentamaster	Malaysia
Chye Chee Yim	Co-Founder and Group Chief Executive Officer	Pentamaster	Malaysia
Cédric Mayor	Chief Executive Officer	Presto Engineering	France
Dan Glotter	Founder and former Chief Executive Officer	OptimalPlus, acquired by NI	Israel
Dave Armstrong	Director, Business Development	Advantest America	United States
David S. Hendrickson	Chief Technology Officer	Aehr Test Systems	United States
Derek Floyd	Director of Business Development, Applied Research and Technology	Advantest America	United States
E. Jan Vardaman	President and Founder	TechSearch International	United States
Emilie Jolivet	Director, Semiconductor, Memory and Computing Division	Yole Group	France
Eric Beyne	Senior Fellow and Program Director, 3D System Integration	imec	Belgium
Erik Jan Marinissen	Scientific Director	imec	Belgium
Erik Larsson	Professor of Computer Engineering	Lund University	Sweden
Erika Fernandes Cota	Professor, Institute of Informatics	Federal University of Rio Grande do Sul	Brazil
Ernesto Sanchez	Professor of Computer Engineering	Politecnico di Torino	Italy
Evelyn Landman	Co-founder and Chief Technology Officer	proteanTecs	Israel
Fabian Vargas	Professor and Researcher in Microelectronics and Electronic-System Reliability	Pontifical Catholic University of Rio Grande do Sul	Brazil

Table 412 - continued

Name	Professional Role	Organization	Country
Foong Wei Kuong	Managing Director	JF Technology	Malaysia
Friedrich Hapke	Director of Engineering, Tessent	Siemens EDA	Germany
G. Dan Hutcheson	Vice Chair	TechInsights	United States
Gaurav Gupta	Vice President Analyst	Gartner	United States
Gayn Erickson	President and Chief Executive Officer	Aehr Test Systems	United States
Georges Gielen	Professor of Microelectronics	KU Leuven	Belgium
Greg Smith	President and Chief Executive Officer	Teradyne	United States
Grzegorz Mrugalski	Engineering Director, Tessent	Siemens EDA	Poland
Hans Manhaeve	Chief Executive Officer, Ridgetop Europe	Ridgetop Europe	Belgium
Hans-Joachim Wunderlich	Professor of Computer Architecture	University of Stuttgart	Germany
Haralampos-G. Stratigopoulos	Research Director, LIP6	CNRS	France
Hassan H. Amer	Professor of Electronics and Communications Engineering	The American University in Cairo	Egypt
Hiroshi Kawamura	President, SEMI Japan	SEMI	Japan
Ileana Rojas	Vice President, Design Engineering; Former General Manager, Intel Costa Rica	Intel	Costa Rica
Ilia Polian	Professor of Hardware-Oriented Computer Science	University of Stuttgart	Germany
Ilker Hamzaoglu	Professor, Faculty of Engineering and Natural Sciences	Sabanci University	Turkey
Indranil Sengupta	Professor, Computer Science and Engineering	Indian Institute of Technology Kharagpur	India
Ira Leventhal	Vice President, Applied Research and Technology	Advantest America	United States
Jaan Raik	Professor of Digital Systems	Tallinn University of Technology	Estonia
Jacob A. Abraham	Professor, Electrical and Computer Engineering	The University of Texas at Austin	United States
Jean-Christophe Eloy	President and Chief Executive Officer	Yole Group	France
Jean-Pierre Raskin	Co-Founder and Chief Technology Officer	Incize	Belgium

Table 412 - continued

Name	Professional Role	Organization	Country
Jerzy Tyszer	Professor of Computer Engineering	Poznan University of Technology	Poland
Jia-Yu Hung	President	Powertech Technology	Taiwan
Jim Feldhan	President	Semico Research	United States
Jim Handy	General Director	Objective Analysis	United States
Jin-Fu Li	Professor, Electrical Engineering	National Central University	Taiwan
Jing-Jia Liou	Professor, Electrical Engineering	National Tsing Hua University	Taiwan
Joanne Chiao	Semiconductor Research Analyst	TrendForce	Taiwan
John Chia Sin Tet	Executive Chairman and Group Managing Director	Unisem	Malaysia
John Kibarian	Co-Founder, President and Chief Executive Officer	PDF Solutions	United States
John West	Senior Director, Semiconductor Subsystems	TechInsights	United Kingdom
José Pineda de Gyvez	Fellow, Design Technology	NXP Semiconductors	Netherlands
Keith Schaub	Vice President, Technology and Strategy	Advantest America	United States
Kenji Tsuda	Editor-in-Chief	Semiconductor Portal	Japan
Krishnendu Chakrabarty	Fulton Professor of Microelectronics	Arizona State University	United States
Lee Harrison	Director of Product Marketing, Tessent	Siemens EDA	United Kingdom
Leo Huang	Chairman and Chief Executive Officer	Chroma ATE	Taiwan
Li-C. Wang	Professor, Electrical and Computer Engineering	University of California, Santa Barbara	United States
Linsheng Cai	General Manager	Beijing Huafeng Test & Control Technology	China
Loke Wai San	Executive Chairman	AEM Holdings	Singapore
Luciano Bonaria	Founder and President	SPEA	Italy
Luis A. Müller	President and Chief Executive Officer	Cohu	United States
Marcelo Soares Lubaszewski	Professor of Electrical Engineering	Federal University of Rio Grande do Sul	Brazil

Table 412 - continued

Name	Professional Role	Organization	Country
Mario Morales	Group Vice President, Enabling Technologies and Semiconductors	IDC	United States
Martin Keim	Engineering Director, Tessent	Siemens EDA	United States
Masayuki Suzuki	Executive Vice President, SoC Test Business Group	Advantest	Japan
Matteo Sonza Reorda	Professor of Computer Engineering	Politecnico di Torino	Italy
Michael Schuldenfrei	Corporate Technology Fellow	NI, an Emerson company	Israel
Michail Maniatakos	Associate Professor of Electrical and Computer Engineering; Director, Modern Microprocessor Architectures Laboratory	New York University Abu Dhabi	United Arab Emirates
Michiko Inoue	Professor, Information Science	Nara Institute of Science and Technology	Japan
Mike Slessor	President and Chief Executive Officer	FormFactor	United States
Mohamed Masmoudi	Professor of Electrical Engineering	National Engineering School of Sfax, University of Sfax	Tunisia
Mostafa Emam	Co-Founder and Chief Executive Officer	Incize	Belgium
Mottaqiallah Taouil	Assistant Professor, Quantum and Computer Engineering	Delft University of Technology	Netherlands
Nur A. Touba	Professor, Electrical and Computer Engineering	The University of Texas at Austin	United States
Ozgur Sinanoglu	Professor of Electrical and Computer Engineering; Director, Design for Excellence Laboratory	New York University Abu Dhabi	United Arab Emirates
Paolo Bernardi	Professor of Computer Engineering	Politecnico di Torino	Italy
Patrick Girard	Research Director, LIRMM	CNRS	France
Paul van Ulsen	Chief Executive Officer	Salland Engineering	Netherlands
Peter Cockburn	Semiconductor Test Product Marketing Director	Cohu	United Kingdom
Rached Tourki	Professor of Microelectronics	University of Monastir	Tunisia
Raimund Ubar	Professor Emeritus of Computer Engineering	Tallinn University of Technology	Estonia
Rainer Plieninger	Chief Technology Officer	Advantest	Germany

Table 412 - continued

Name	Professional Role	Organization	Country
Rick Burns	President, Semiconductor Test	Teradyne	United States
Risto Puhakka	General Manager, Semiconductor Market Research	TechInsights	United States
Ritu Favre	President, Test and Measurement	Emerson	United States
Rob Aitken	Distinguished Architect	Synopsys	United States
Ron Press	Technology Enablement Director, Tessent	Siemens EDA	United States
Said Hamdioui	Professor of Dependable and Emerging Computer Technologies	Delft University of Technology	Netherlands
Salvador Mir	Research Director, TIMA Laboratory	CNRS	France
Sandip Kundu	Professor, Electrical and Computer Engineering	University of Massachusetts Amherst	United States
Santanu Chattopadhyay	Director	Indian Institute of Information Technology Kalyani	India
Scott Huang	President	Chunghwa Precision Test Tech	Taiwan
Seiji Kajihara	Professor, Computer Science and Systems Engineering	Kyushu Institute of Technology	Japan
Shai Cohen	Co-founder and Chief Executive Officer	proteanTecs	Israel
Shih-Jye Cheng	Chairman and President	ChipMOS Technologies	Taiwan
Stephen Sunter	Director of Engineering, Mixed-Signal Design for Test	Siemens EDA	Canada
Subhasish Mitra	Professor, Electrical Engineering and Computer Science	Stanford University	United States
Teresa McLaurin	Fellow and Director, Design for Test	Arm	United States
Tien Wu	Chief Executive Officer	Advanced Semiconductor Engineering	Taiwan
Tomokazu Yoneda	Professor, Computer Science and Electrical Engineering	Kumamoto University	Japan
Tomoo Inoue	Professor, Information Sciences	Hiroshima City University	Japan
V. Veerappan	Co-Founder and President	Tessolve	India
Vernon Rogers	Executive Vice President, Sales and Marketing	Aehr Test Systems	United States

Table 412 - continued

Name	Professional Role	Organization	Country
Virendra Singh	Professor, Electrical Engineering	Indian Institute of Technology Bombay	India
Vishwani D. Agrawal	Professor Emeritus, Electrical and Computer Engineering	Auburn University	United States
Wang Jiang Chau	Professor, Department of Electronic Systems Engineering	University of São Paulo	Brazil
Xiaoqing Wen	Professor, Computer Science and Systems Engineering	Kyushu Institute of Technology	Japan
Yasuo Mihashi	Executive Vice President and Co-Chief Operating Officer	Advantest	Japan
Yervant Zorian	Fellow and Chief Architect	Synopsys	United States
Yiorgos Makris	Professor, Electrical and Computer Engineering	The University of Texas at Dallas	United States
Zebo Peng	Professor of Computer Systems	Linköping University	Sweden
Zhao Yi	Chairman and General Manager	Hangzhou Changchuan Technology	China

List of Figures

Figure 1. Global SoC & Memory Semiconductor Tester Market, Years Considered for the Study.....19
Figure 2. Global SoC & Memory Semiconductor Tester Market, Research Design.....21
Figure 3. Global SoC & Memory Semiconductor Tester Market, Research Framework.....23
Figure 4. Global SoC & Memory Semiconductor Tester Market, Data Triangulation.....25
Figure 5. Global SoC & Memory Semiconductor Tester Market Size, 2017-2040 (USD Million, Growth %).....32
Figure 6. Global SoC & Memory Semiconductor Tester Market, Key Growth Contribution, by Region, 2025-2032 (USD Million).....38
Figure 7. Global SoC & Memory Semiconductor Tester Market, Key Growth Contribution, by Country, 2025-2032 (CAGR %).....38
Figure 8. Global SoC & Memory Semiconductor Tester Market Size, by Tester Type, 2025 (%).....86
Figure 9. Global SoC & Memory Semiconductor Tester Market, by Tester Type, 2032 (USD Million).....87
Figure 10. Global SoC & Memory Semiconductor Tester Market Size, by Platform Architecture, 2025 (%).....152
Figure 11. Global SoC & Memory Semiconductor Tester Market, by Platform Architecture, 2032 (USD Million).....153
Figure 12. Global SoC & Memory Semiconductor Tester Market Size, by Test Purpose, 2025 (%).....179
Figure 13. Global SoC & Memory Semiconductor Tester Market, by Test Purpose, 2032 (USD Million).....180
Figure 14. Global SoC & Memory Semiconductor Tester Market Size, by Semiconductor End Market, 2025 (%).....216
Figure 15. Global SoC & Memory Semiconductor Tester Market, by Semiconductor End Market, 2032 (USD Million).....216
Figure 16. Global SoC & Memory Semiconductor Tester Market Size, by Buyer Type, 2025 (%).....280
Figure 17. Global SoC & Memory Semiconductor Tester Market, by Buyer Type, 2032 (USD Million).....280
Figure 18. Global SoC & Memory Semiconductor Tester Market Size, by Acquisition Model, 2025 (%).....346
Figure 19. Global SoC & Memory Semiconductor Tester Market, by Acquisition Model, 2032 (USD Million).....346
Figure 20. Global SoC & Memory Semiconductor Tester Market Size, by Sales Channel, 2025 (%).....371
Figure 21. Global SoC & Memory Semiconductor Tester Market, by Sales Channel, 2032 (USD Million).....372
Figure 22. Global SoC & Memory Semiconductor Tester Market Size, by Test Insertion, 2025 (%).....400
Figure 23. Global SoC & Memory Semiconductor Tester Market, by Test Insertion, 2032 (USD Million).....400
Figure 24. Global SoC & Memory Semiconductor Tester Market, by Region: Market share evolution, 2025-2032.....450

Figure 25. Global SoC & Memory Semiconductor Tester Market, by Region: Market size by category, 2025 450
Figure 26. Global SoC & Memory Semiconductor Tester Market, Regional growth by Buyer Type, 2025-2032 (CAGR %) 451
Figure 27. Global SoC & Memory Semiconductor Tester Market Size, by Group, 2025 vs 2026 vs 2032 621
Figure 28. Global SoC & Memory Semiconductor Tester Market Size, by Country, 2025 vs 2032 (%) 791
Figure 29. Global SoC & Memory Semiconductor Tester Market Size, by Country, 2025 vs 2026 vs 2032 792
Figure 30. Global SoC & Memory Semiconductor Tester Market Share, by Key Player, 2025 1176

List of Tables

Table 1. Global SoC & Memory Semiconductor Tester Market Segmentation & Coverage....8
Table 2. Global SoC & Memory Semiconductor Tester Market Size, 2017-2040 (USD Million, Growth %)....32
Table 3. Global SoC & Memory Semiconductor Tester Market, Key Growth Contribution, 2025-2032....39
Table 4. Global SoC & Memory Semiconductor Tester Market, by Tester Type growth contribution, 2025-2032....87
Table 5. Global SoC & Memory Semiconductor Tester Market Size, by Tester Type, 2017-2040 (USD Million)....87
Table 6. Global SoC & Memory Semiconductor Tester Market Size, by SoC Testers, by Region, 2017-2040 (USD Million)....93
Table 7. Global SoC & Memory Semiconductor Tester Market Size, by SoC Testers, by Group, 2017-2040 (USD Million)....93
Table 8. Global SoC & Memory Semiconductor Tester Market Size, by SoC Testers, by Country, 2017-2040 (USD Million)....94
Table 9. Global SoC & Memory Semiconductor Tester Market, by Memory Testers growth contribution, 2025-2032....101
Table 10. Global SoC & Memory Semiconductor Tester Market Size, by Memory Testers, by Region, 2017-2040 (USD Million)....101
Table 11. Global SoC & Memory Semiconductor Tester Market Size, by Memory Testers, by Group, 2017-2040 (USD Million)....101
Table 12. Global SoC & Memory Semiconductor Tester Market Size, by Memory Testers, by Country, 2017-2040 (USD Million)....102
Table 13. Global SoC & Memory Semiconductor Tester Market Size, by DRAM Testers, by Region, 2017-2040 (USD Million)....111
Table 14. Global SoC & Memory Semiconductor Tester Market Size, by DRAM Testers, by Group, 2017-2040 (USD Million)....111
Table 15. Global SoC & Memory Semiconductor Tester Market Size, by DRAM Testers, by Country, 2017-2040 (USD Million)....112
Table 16. Global SoC & Memory Semiconductor Tester Market Size, by Nonvolatile Memory Testers, by Region, 2017-2040 (USD Million)....119
Table 17. Global SoC & Memory Semiconductor Tester Market Size, by Nonvolatile Memory Testers, by Group, 2017-2040 (USD Million)....119
Table 18. Global SoC & Memory Semiconductor Tester Market Size, by Nonvolatile Memory Testers, by Country, 2017-2040 (USD Million)....120
Table 19. Global SoC & Memory Semiconductor Tester Market Size, by Multi-Family Memory Testers, by Region, 2017-2040 (USD Million)....127
Table 20. Global SoC & Memory Semiconductor Tester Market Size, by Multi-Family Memory Testers, by Group, 2017-2040 (USD Million)....127
Table 21. Global SoC & Memory Semiconductor Tester Market Size, by Multi-Family Memory Testers, by Country, 2017-2040 (USD Million)....128

Table 22. Global SoC & Memory Semiconductor Tester Market Size, by SRAM Testers, by Region, 2017-2040 (USD Million) 135
Table 23. Global SoC & Memory Semiconductor Tester Market Size, by SRAM Testers, by Group, 2017-2040 (USD Million) 135
Table 24. Global SoC & Memory Semiconductor Tester Market Size, by SRAM Testers, by Country, 2017-2040 (USD Million) 136
Table 25. Global SoC & Memory Semiconductor Tester Market Size, by Combined SoC & Memory Testers, by Region, 2017-2040 (USD Million) 143
Table 26. Global SoC & Memory Semiconductor Tester Market Size, by Combined SoC & Memory Testers, by Group, 2017-2040 (USD Million) 143
Table 27. Global SoC & Memory Semiconductor Tester Market Size, by Combined SoC & Memory Testers, by Country, 2017-2040 (USD Million) 144
Table 28. Global SoC & Memory Semiconductor Tester Market, by Platform Architecture growth contribution, 2025-2032 153
Table 29. Global SoC & Memory Semiconductor Tester Market Size, by Platform Architecture, 2017-2040 (USD Million) 153
Table 30. Global SoC & Memory Semiconductor Tester Market Size, by Proprietary ATE Platforms, by Region, 2017-2040 (USD Million) 161
Table 31. Global SoC & Memory Semiconductor Tester Market Size, by Proprietary ATE Platforms, by Group, 2017-2040 (USD Million) 161
Table 32. Global SoC & Memory Semiconductor Tester Market Size, by Proprietary ATE Platforms, by Country, 2017-2040 (USD Million) 162
Table 33. Global SoC & Memory Semiconductor Tester Market Size, by Open-Standard ATE Platforms, by Region, 2017-2040 (USD Million) 169
Table 34. Global SoC & Memory Semiconductor Tester Market Size, by Open-Standard ATE Platforms, by Group, 2017-2040 (USD Million) 170
Table 35. Global SoC & Memory Semiconductor Tester Market Size, by Open-Standard ATE Platforms, by Country, 2017-2040 (USD Million) 170
Table 36. Global SoC & Memory Semiconductor Tester Market, by Test Purpose growth contribution, 2025-2032 180
Table 37. Global SoC & Memory Semiconductor Tester Market Size, by Test Purpose, 2017-2040 (USD Million) 180
Table 38. Global SoC & Memory Semiconductor Tester Market Size, by Production Testing, by Region, 2017-2040 (USD Million) 188
Table 39. Global SoC & Memory Semiconductor Tester Market Size, by Production Testing, by Group, 2017-2040 (USD Million) 189
Table 40. Global SoC & Memory Semiconductor Tester Market Size, by Production Testing, by Country, 2017-2040 (USD Million) 189
Table 41. Global SoC & Memory Semiconductor Tester Market Size, by Engineering Evaluation and Characterization, by Region, 2017-2040 (USD Million) 197
Table 42. Global SoC & Memory Semiconductor Tester Market Size, by Engineering Evaluation and Characterization, by Group, 2017-2040 (USD Million) 197
Table 43. Global SoC & Memory Semiconductor Tester Market Size, by Engineering Evaluation and Characterization, by Country, 2017-2040 (USD Million) 198

Table 44. Global SoC & Memory Semiconductor Tester Market Size, by Combined Engineering and Production Testing, by Region, 2017-2040 (USD Million) 206
Table 45. Global SoC & Memory Semiconductor Tester Market Size, by Combined Engineering and Production Testing, by Group, 2017-2040 (USD Million) 206
Table 46. Global SoC & Memory Semiconductor Tester Market Size, by Combined Engineering and Production Testing, by Country, 2017-2040 (USD Million) 207
Table 47. Global SoC & Memory Semiconductor Tester Market, by Semiconductor End Market growth contribution, 2025-2032 217
Table 48. Global SoC & Memory Semiconductor Tester Market Size, by Semiconductor End Market, 2017-2040 (USD Million) 217
Table 49. Global SoC & Memory Semiconductor Tester Market Size, by Computing, by Region, 2017-2040 (USD Million) 228
Table 50. Global SoC & Memory Semiconductor Tester Market Size, by Computing, by Group, 2017-2040 (USD Million) 228
Table 51. Global SoC & Memory Semiconductor Tester Market Size, by Computing, by Country, 2017-2040 (USD Million) 229
Table 52. Global SoC & Memory Semiconductor Tester Market Size, by Communications, by Region, 2017-2040 (USD Million) 236
Table 53. Global SoC & Memory Semiconductor Tester Market Size, by Communications, by Group, 2017-2040 (USD Million) 236
Table 54. Global SoC & Memory Semiconductor Tester Market Size, by Communications, by Country, 2017-2040 (USD Million) 237
Table 55. Global SoC & Memory Semiconductor Tester Market Size, by Automotive, by Region, 2017-2040 (USD Million) 244
Table 56. Global SoC & Memory Semiconductor Tester Market Size, by Automotive, by Group, 2017-2040 (USD Million) 244
Table 57. Global SoC & Memory Semiconductor Tester Market Size, by Automotive, by Country, 2017-2040 (USD Million) 245
Table 58. Global SoC & Memory Semiconductor Tester Market Size, by Consumer Electronics, by Region, 2017-2040 (USD Million) 252
Table 59. Global SoC & Memory Semiconductor Tester Market Size, by Consumer Electronics, by Group, 2017-2040 (USD Million) 252
Table 60. Global SoC & Memory Semiconductor Tester Market Size, by Consumer Electronics, by Country, 2017-2040 (USD Million) 253
Table 61. Global SoC & Memory Semiconductor Tester Market Size, by Industrial Electronics, by Region, 2017-2040 (USD Million) 261
Table 62. Global SoC & Memory Semiconductor Tester Market Size, by Industrial Electronics, by Group, 2017-2040 (USD Million) 261
Table 63. Global SoC & Memory Semiconductor Tester Market Size, by Industrial Electronics, by Country, 2017-2040 (USD Million) 262
Table 64. Global SoC & Memory Semiconductor Tester Market Size, by Aerospace and Defense, by Region, 2017-2040 (USD Million) 270
Table 65. Global SoC & Memory Semiconductor Tester Market Size, by Aerospace and Defense, by Group, 2017-2040 (USD Million) 270

Table 66. Global SoC & Memory Semiconductor Tester Market Size, by Aerospace and Defense, by Country, 2017-2040 (USD Million) 271
Table 67. Global SoC & Memory Semiconductor Tester Market, by Buyer Type growth contribution, 2025-2032 281
Table 68. Global SoC & Memory Semiconductor Tester Market Size, by Buyer Type, 2017-2040 (USD Million) 281
Table 69. Global SoC & Memory Semiconductor Tester Market Size, by Integrated Device Manufacturers, by Region, 2017-2040 (USD Million) 289
Table 70. Global SoC & Memory Semiconductor Tester Market Size, by Integrated Device Manufacturers, by Group, 2017-2040 (USD Million) 289
Table 71. Global SoC & Memory Semiconductor Tester Market Size, by Integrated Device Manufacturers, by Country, 2017-2040 (USD Million) 290
Table 72. Global SoC & Memory Semiconductor Tester Market Size, by Outsourced Assembly and Test Providers, by Region, 2017-2040 (USD Million) 297
Table 73. Global SoC & Memory Semiconductor Tester Market Size, by Outsourced Assembly and Test Providers, by Group, 2017-2040 (USD Million) 297
Table 74. Global SoC & Memory Semiconductor Tester Market Size, by Outsourced Assembly and Test Providers, by Country, 2017-2040 (USD Million) 298
Table 75. Global SoC & Memory Semiconductor Tester Market Size, by Fabless Semiconductor Companies, by Region, 2017-2040 (USD Million) 305
Table 76. Global SoC & Memory Semiconductor Tester Market Size, by Fabless Semiconductor Companies, by Group, 2017-2040 (USD Million) 305
Table 77. Global SoC & Memory Semiconductor Tester Market Size, by Fabless Semiconductor Companies, by Country, 2017-2040 (USD Million) 306
Table 78. Global SoC & Memory Semiconductor Tester Market Size, by Semiconductor Foundries, by Region, 2017-2040 (USD Million) 313
Table 79. Global SoC & Memory Semiconductor Tester Market Size, by Semiconductor Foundries, by Group, 2017-2040 (USD Million) 313
Table 80. Global SoC & Memory Semiconductor Tester Market Size, by Semiconductor Foundries, by Country, 2017-2040 (USD Million) 314
Table 81. Global SoC & Memory Semiconductor Tester Market Size, by System Companies, by Region, 2017-2040 (USD Million) 321
Table 82. Global SoC & Memory Semiconductor Tester Market Size, by System Companies, by Group, 2017-2040 (USD Million) 321
Table 83. Global SoC & Memory Semiconductor Tester Market Size, by System Companies, by Country, 2017-2040 (USD Million) 322
Table 84. Global SoC & Memory Semiconductor Tester Market Size, by Semiconductor Design and IP Service Providers, by Region, 2017-2040 (USD Million) 329
Table 85. Global SoC & Memory Semiconductor Tester Market Size, by Semiconductor Design and IP Service Providers, by Group, 2017-2040 (USD Million) 329
Table 86. Global SoC & Memory Semiconductor Tester Market Size, by Semiconductor Design and IP Service Providers, by Country, 2017-2040 (USD Million) 330
Table 87. Global SoC & Memory Semiconductor Tester Market Size, by Research and Academic Institutions, by Region, 2017-2040 (USD Million) 337

Table 88. Global SoC & Memory Semiconductor Tester Market Size, by Research and Academic Institutions, by Group, 2017-2040 (USD Million) 337
Table 89. Global SoC & Memory Semiconductor Tester Market Size, by Research and Academic Institutions, by Country, 2017-2040 (USD Million) 338
Table 90. Global SoC & Memory Semiconductor Tester Market, by Acquisition Model growth contribution, 2025-2032 346
Table 91. Global SoC & Memory Semiconductor Tester Market Size, by Acquisition Model, 2017-2040 (USD Million) 347
Table 92. Global SoC & Memory Semiconductor Tester Market Size, by Equipment Purchase, by Region, 2017-2040 (USD Million) 353
Table 93. Global SoC & Memory Semiconductor Tester Market Size, by Equipment Purchase, by Group, 2017-2040 (USD Million) 353
Table 94. Global SoC & Memory Semiconductor Tester Market Size, by Equipment Purchase, by Country, 2017-2040 (USD Million) 354
Table 95. Global SoC & Memory Semiconductor Tester Market Size, by Equipment Leasing, by Region, 2017-2040 (USD Million) 362
Table 96. Global SoC & Memory Semiconductor Tester Market Size, by Equipment Leasing, by Group, 2017-2040 (USD Million) 362
Table 97. Global SoC & Memory Semiconductor Tester Market Size, by Equipment Leasing, by Country, 2017-2040 (USD Million) 363
Table 98. Global SoC & Memory Semiconductor Tester Market, by Sales Channel growth contribution, 2025-2032 372
Table 99. Global SoC & Memory Semiconductor Tester Market Size, by Sales Channel, 2017-2040 (USD Million) 372
Table 100. Global SoC & Memory Semiconductor Tester Market Size, by Direct Sales, by Region, 2017-2040 (USD Million) 380
Table 101. Global SoC & Memory Semiconductor Tester Market Size, by Direct Sales, by Group, 2017-2040 (USD Million) 381
Table 102. Global SoC & Memory Semiconductor Tester Market Size, by Direct Sales, by Country, 2017-2040 (USD Million) 381
Table 103. Global SoC & Memory Semiconductor Tester Market Size, by Distributor and Reseller Sales, by Region, 2017-2040 (USD Million) 389
Table 104. Global SoC & Memory Semiconductor Tester Market Size, by Distributor and Reseller Sales, by Group, 2017-2040 (USD Million) 390
Table 105. Global SoC & Memory Semiconductor Tester Market Size, by Distributor and Reseller Sales, by Country, 2017-2040 (USD Million) 390
Table 106. Global SoC & Memory Semiconductor Tester Market, by Test Insertion growth contribution, 2025-2032 400
Table 107. Global SoC & Memory Semiconductor Tester Market Size, by Test Insertion, 2017-2040 (USD Million) 401
Table 108. Global SoC & Memory Semiconductor Tester Market Size, by Packaged-Device Test, by Region, 2017-2040 (USD Million) 408
Table 109. Global SoC & Memory Semiconductor Tester Market Size, by Packaged-Device Test, by Group, 2017-2040 (USD Million) 408

Table 110. Global SoC & Memory Semiconductor Tester Market Size, by Packaged-Device Test, by Country, 2017-2040 (USD Million) 409
Table 111. Global SoC & Memory Semiconductor Tester Market Size, by Wafer-Level Test, by Region, 2017-2040 (USD Million) 416
Table 112. Global SoC & Memory Semiconductor Tester Market Size, by Wafer-Level Test, by Group, 2017-2040 (USD Million) 417
Table 113. Global SoC & Memory Semiconductor Tester Market Size, by Wafer-Level Test, by Country, 2017-2040 (USD Million) 417
Table 114. Global SoC & Memory Semiconductor Tester Market Size, by Multi-Insertion Test, by Region, 2017-2040 (USD Million) 424
Table 115. Global SoC & Memory Semiconductor Tester Market Size, by Multi-Insertion Test, by Group, 2017-2040 (USD Million) 425
Table 116. Global SoC & Memory Semiconductor Tester Market Size, by Multi-Insertion Test, by Country, 2017-2040 (USD Million) 425
Table 117. Global SoC & Memory Semiconductor Tester Market Size, by In-Process Assembly Test, by Region, 2017-2040 (USD Million) 432
Table 118. Global SoC & Memory Semiconductor Tester Market Size, by In-Process Assembly Test, by Group, 2017-2040 (USD Million) 432
Table 119. Global SoC & Memory Semiconductor Tester Market Size, by In-Process Assembly Test, by Country, 2017-2040 (USD Million) 433
Table 120. Global SoC & Memory Semiconductor Tester Market Size, by Singulated-Die Test, by Region, 2017-2040 (USD Million) 440
Table 121. Global SoC & Memory Semiconductor Tester Market Size, by Singulated-Die Test, by Group, 2017-2040 (USD Million) 440
Table 122. Global SoC & Memory Semiconductor Tester Market Size, by Singulated-Die Test, by Country, 2017-2040 (USD Million) 441
Table 123. Global SoC & Memory Semiconductor Tester Market, by Region growth contribution, 2025-2032 451
Table 124. Global SoC & Memory Semiconductor Tester Market Size, by Region, 2017-2040 (USD Million) 452
Table 125. Asia-Pacific SoC & Memory Semiconductor Tester Market, by Country growth contribution, 2025-2032 458
Table 126. Asia-Pacific SoC & Memory Semiconductor Tester Market Size, by Region, 2017-2040 (USD Million) 458
Table 127. Asia-Pacific SoC & Memory Semiconductor Tester Market Size, by Tester Type, 2017-2040 (USD Million) 459
Table 128. Asia-Pacific SoC & Memory Semiconductor Tester Market Size, by Memory Testers, 2017-2040 (USD Million) 459
Table 129. Asia-Pacific SoC & Memory Semiconductor Tester Market Size, by Platform Architecture, 2017-2040 (USD Million) 459
Table 130. Asia-Pacific SoC & Memory Semiconductor Tester Market Size, by Test Purpose, 2017-2040 (USD Million) 459
Table 131. Asia-Pacific SoC & Memory Semiconductor Tester Market Size, by Semiconductor End Market, 2017-2040 (USD Million) 460

Table 132. Asia-Pacific SoC & Memory Semiconductor Tester Market Size, by Buyer Type, 2017-2040 (USD Million) 460
Table 133. Asia-Pacific SoC & Memory Semiconductor Tester Market Size, by Acquisition Model, 2017-2040 (USD Million) 460
Table 134. Asia-Pacific SoC & Memory Semiconductor Tester Market Size, by Sales Channel, 2017-2040 (USD Million) 461
Table 135. Asia-Pacific SoC & Memory Semiconductor Tester Market Size, by Test Insertion, 2017-2040 (USD Million) 461
Table 136. North America SoC & Memory Semiconductor Tester Market, by Country growth contribution, 2025-2032 486
Table 137. North America SoC & Memory Semiconductor Tester Market Size, by Region, 2017-2040 (USD Million) 486
Table 138. North America SoC & Memory Semiconductor Tester Market Size, by Tester Type, 2017-2040 (USD Million) 486
Table 139. North America SoC & Memory Semiconductor Tester Market Size, by Memory Testers, 2017-2040 (USD Million) 487
Table 140. North America SoC & Memory Semiconductor Tester Market Size, by Platform Architecture, 2017-2040 (USD Million) 487
Table 141. North America SoC & Memory Semiconductor Tester Market Size, by Test Purpose, 2017-2040 (USD Million) 487
Table 142. North America SoC & Memory Semiconductor Tester Market Size, by Semiconductor End Market, 2017-2040 (USD Million) 488
Table 143. North America SoC & Memory Semiconductor Tester Market Size, by Buyer Type, 2017-2040 (USD Million) 488
Table 144. North America SoC & Memory Semiconductor Tester Market Size, by Acquisition Model, 2017-2040 (USD Million) 488
Table 145. North America SoC & Memory Semiconductor Tester Market Size, by Sales Channel, 2017-2040 (USD Million) 489
Table 146. North America SoC & Memory Semiconductor Tester Market Size, by Test Insertion, 2017-2040 (USD Million) 489
Table 147. Europe SoC & Memory Semiconductor Tester Market, by Country growth contribution, 2025-2032 512
Table 148. Europe SoC & Memory Semiconductor Tester Market Size, by Region, 2017-2040 (USD Million) 513
Table 149. Europe SoC & Memory Semiconductor Tester Market Size, by Tester Type, 2017-2040 (USD Million) 513
Table 150. Europe SoC & Memory Semiconductor Tester Market Size, by Memory Testers, 2017-2040 (USD Million) 514
Table 151. Europe SoC & Memory Semiconductor Tester Market Size, by Platform Architecture, 2017-2040 (USD Million) 514
Table 152. Europe SoC & Memory Semiconductor Tester Market Size, by Test Purpose, 2017-2040 (USD Million) 514
Table 153. Europe SoC & Memory Semiconductor Tester Market Size, by Semiconductor End Market, 2017-2040 (USD Million) 515

Table 154. Europe SoC & Memory Semiconductor Tester Market Size, by Buyer Type, 2017-2040 (USD Million) 515
Table 155. Europe SoC & Memory Semiconductor Tester Market Size, by Acquisition Model, 2017-2040 (USD Million) 515
Table 156. Europe SoC & Memory Semiconductor Tester Market Size, by Sales Channel, 2017-2040 (USD Million) 516
Table 157. Europe SoC & Memory Semiconductor Tester Market Size, by Test Insertion, 2017-2040 (USD Million) 516
Table 158. Middle East SoC & Memory Semiconductor Tester Market, by Country growth contribution, 2025-2032 540
Table 159. Middle East SoC & Memory Semiconductor Tester Market Size, by Region, 2017-2040 (USD Million) 540
Table 160. Middle East SoC & Memory Semiconductor Tester Market Size, by Tester Type, 2017-2040 (USD Million) 540
Table 161. Middle East SoC & Memory Semiconductor Tester Market Size, by Memory Testers, 2017-2040 (USD Million) 541
Table 162. Middle East SoC & Memory Semiconductor Tester Market Size, by Platform Architecture, 2017-2040 (USD Million) 541
Table 163. Middle East SoC & Memory Semiconductor Tester Market Size, by Test Purpose, 2017-2040 (USD Million) 541
Table 164. Middle East SoC & Memory Semiconductor Tester Market Size, by Semiconductor End Market, 2017-2040 (USD Million) 542
Table 165. Middle East SoC & Memory Semiconductor Tester Market Size, by Buyer Type, 2017-2040 (USD Million) 542
Table 166. Middle East SoC & Memory Semiconductor Tester Market Size, by Acquisition Model, 2017-2040 (USD Million) 542
Table 167. Middle East SoC & Memory Semiconductor Tester Market Size, by Sales Channel, 2017-2040 (USD Million) 543
Table 168. Middle East SoC & Memory Semiconductor Tester Market Size, by Test Insertion, 2017-2040 (USD Million) 543
Table 169. Latin America SoC & Memory Semiconductor Tester Market, by Country growth contribution, 2025-2032 566
Table 170. Latin America SoC & Memory Semiconductor Tester Market Size, by Region, 2017-2040 (USD Million) 566
Table 171. Latin America SoC & Memory Semiconductor Tester Market Size, by Tester Type, 2017-2040 (USD Million) 566
Table 172. Latin America SoC & Memory Semiconductor Tester Market Size, by Memory Testers, 2017-2040 (USD Million) 567
Table 173. Latin America SoC & Memory Semiconductor Tester Market Size, by Platform Architecture, 2017-2040 (USD Million) 567
Table 174. Latin America SoC & Memory Semiconductor Tester Market Size, by Test Purpose, 2017-2040 (USD Million) 567
Table 175. Latin America SoC & Memory Semiconductor Tester Market Size, by Semiconductor End Market, 2017-2040 (USD Million) 568

Table 176. Latin America SoC & Memory Semiconductor Tester Market Size, by Buyer Type, 2017-2040 (USD Million) 568
Table 177. Latin America SoC & Memory Semiconductor Tester Market Size, by Acquisition Model, 2017-2040 (USD Million) 568
Table 178. Latin America SoC & Memory Semiconductor Tester Market Size, by Sales Channel, 2017-2040 (USD Million) 569
Table 179. Latin America SoC & Memory Semiconductor Tester Market Size, by Test Insertion, 2017-2040 (USD Million) 569
Table 180. Africa SoC & Memory Semiconductor Tester Market, by Country growth contribution, 2025-2032 593
Table 181. Africa SoC & Memory Semiconductor Tester Market Size, by Region, 2017-2040 (USD Million) 593
Table 182. Africa SoC & Memory Semiconductor Tester Market Size, by Tester Type, 2017-2040 (USD Million) 593
Table 183. Africa SoC & Memory Semiconductor Tester Market Size, by Memory Testers, 2017-2040 (USD Million) 594
Table 184. Africa SoC & Memory Semiconductor Tester Market Size, by Platform Architecture, 2017-2040 (USD Million) 594
Table 185. Africa SoC & Memory Semiconductor Tester Market Size, by Test Purpose, 2017-2040 (USD Million) 594
Table 186. Africa SoC & Memory Semiconductor Tester Market Size, by Semiconductor End Market, 2017-2040 (USD Million) 595
Table 187. Africa SoC & Memory Semiconductor Tester Market Size, by Buyer Type, 2017-2040 (USD Million) 595
Table 188. Africa SoC & Memory Semiconductor Tester Market Size, by Acquisition Model, 2017-2040 (USD Million) 595
Table 189. Africa SoC & Memory Semiconductor Tester Market Size, by Sales Channel, 2017-2040 (USD Million) 596
Table 190. Africa SoC & Memory Semiconductor Tester Market Size, by Test Insertion, 2017-2040 (USD Million) 596
Table 191. Global SoC & Memory Semiconductor Tester Market Size, by Group, 2017-2040 (USD Million) 621
Table 192. BRICS SoC & Memory Semiconductor Tester Market, by Country growth contribution, 2025-2032 627
Table 193. BRICS SoC & Memory Semiconductor Tester Market Size, by Group, 2017-2040 (USD Million) 627
Table 194. BRICS SoC & Memory Semiconductor Tester Market Size, by Tester Type, 2017-2040 (USD Million) 628
Table 195. BRICS SoC & Memory Semiconductor Tester Market Size, by Memory Testers, 2017-2040 (USD Million) 628
Table 196. BRICS SoC & Memory Semiconductor Tester Market Size, by Platform Architecture, 2017-2040 (USD Million) 628
Table 197. BRICS SoC & Memory Semiconductor Tester Market Size, by Test Purpose, 2017-2040 (USD Million) 628

Table 198. BRICS SoC & Memory Semiconductor Tester Market Size, by Semiconductor End Market, 2017-2040 (USD Million) 629
Table 199. BRICS SoC & Memory Semiconductor Tester Market Size, by Buyer Type, 2017-2040 (USD Million) 629
Table 200. BRICS SoC & Memory Semiconductor Tester Market Size, by Acquisition Model, 2017-2040 (USD Million) 629
Table 201. BRICS SoC & Memory Semiconductor Tester Market Size, by Sales Channel, 2017-2040 (USD Million) 630
Table 202. BRICS SoC & Memory Semiconductor Tester Market Size, by Test Insertion, 2017-2040 (USD Million) 630
Table 203. G7 SoC & Memory Semiconductor Tester Market, by Country growth contribution, 2025-2032 654
Table 204. G7 SoC & Memory Semiconductor Tester Market Size, by Group, 2017-2040 (USD Million) 654
Table 205. G7 SoC & Memory Semiconductor Tester Market Size, by Tester Type, 2017-2040 (USD Million) 654
Table 206. G7 SoC & Memory Semiconductor Tester Market Size, by Memory Testers, 2017-2040 (USD Million) 655
Table 207. G7 SoC & Memory Semiconductor Tester Market Size, by Platform Architecture, 2017-2040 (USD Million) 655
Table 208. G7 SoC & Memory Semiconductor Tester Market Size, by Test Purpose, 2017-2040 (USD Million) 655
Table 209. G7 SoC & Memory Semiconductor Tester Market Size, by Semiconductor End Market, 2017-2040 (USD Million) 656
Table 210. G7 SoC & Memory Semiconductor Tester Market Size, by Buyer Type, 2017-2040 (USD Million) 656
Table 211. G7 SoC & Memory Semiconductor Tester Market Size, by Acquisition Model, 2017-2040 (USD Million) 656
Table 212. G7 SoC & Memory Semiconductor Tester Market Size, by Sales Channel, 2017-2040 (USD Million) 657
Table 213. G7 SoC & Memory Semiconductor Tester Market Size, by Test Insertion, 2017-2040 (USD Million) 657
Table 214. ASEAN SoC & Memory Semiconductor Tester Market, by Country growth contribution, 2025-2032 680
Table 215. ASEAN SoC & Memory Semiconductor Tester Market Size, by Group, 2017-2040 (USD Million) 680
Table 216. ASEAN SoC & Memory Semiconductor Tester Market Size, by Tester Type, 2017-2040 (USD Million) 681
Table 217. ASEAN SoC & Memory Semiconductor Tester Market Size, by Memory Testers, 2017-2040 (USD Million) 681
Table 218. ASEAN SoC & Memory Semiconductor Tester Market Size, by Platform Architecture, 2017-2040 (USD Million) 681
Table 219. ASEAN SoC & Memory Semiconductor Tester Market Size, by Test Purpose, 2017-2040 (USD Million) 681

Table 220. ASEAN SoC & Memory Semiconductor Tester Market Size, by Semiconductor End Market, 2017-2040 (USD Million) 682
Table 221. ASEAN SoC & Memory Semiconductor Tester Market Size, by Buyer Type, 2017-2040 (USD Million) 682
Table 222. ASEAN SoC & Memory Semiconductor Tester Market Size, by Acquisition Model, 2017-2040 (USD Million) 682
Table 223. ASEAN SoC & Memory Semiconductor Tester Market Size, by Sales Channel, 2017-2040 (USD Million) 683
Table 224. ASEAN SoC & Memory Semiconductor Tester Market Size, by Test Insertion, 2017-2040 (USD Million) 683
Table 225. NATO SoC & Memory Semiconductor Tester Market, by Country growth contribution, 2025-2032 708
Table 226. NATO SoC & Memory Semiconductor Tester Market Size, by Group, 2017-2040 (USD Million) 709
Table 227. NATO SoC & Memory Semiconductor Tester Market Size, by Tester Type, 2017-2040 (USD Million) 710
Table 228. NATO SoC & Memory Semiconductor Tester Market Size, by Memory Testers, 2017-2040 (USD Million) 710
Table 229. NATO SoC & Memory Semiconductor Tester Market Size, by Platform Architecture, 2017-2040 (USD Million) 711
Table 230. NATO SoC & Memory Semiconductor Tester Market Size, by Test Purpose, 2017-2040 (USD Million) 711
Table 231. NATO SoC & Memory Semiconductor Tester Market Size, by Semiconductor End Market, 2017-2040 (USD Million) 711
Table 232. NATO SoC & Memory Semiconductor Tester Market Size, by Buyer Type, 2017-2040 (USD Million) 711
Table 233. NATO SoC & Memory Semiconductor Tester Market Size, by Acquisition Model, 2017-2040 (USD Million) 712
Table 234. NATO SoC & Memory Semiconductor Tester Market Size, by Sales Channel, 2017-2040 (USD Million) 712
Table 235. NATO SoC & Memory Semiconductor Tester Market Size, by Test Insertion, 2017-2040 (USD Million) 712
Table 236. European Union SoC & Memory Semiconductor Tester Market, by Country growth contribution, 2025-2032 737
Table 237. European Union SoC & Memory Semiconductor Tester Market Size, by Group, 2017-2040 (USD Million) 738
Table 238. European Union SoC & Memory Semiconductor Tester Market Size, by Tester Type, 2017-2040 (USD Million) 739
Table 239. European Union SoC & Memory Semiconductor Tester Market Size, by Memory Testers, 2017-2040 (USD Million) 739
Table 240. European Union SoC & Memory Semiconductor Tester Market Size, by Platform Architecture, 2017-2040 (USD Million) 739
Table 241. European Union SoC & Memory Semiconductor Tester Market Size, by Test Purpose, 2017-2040 (USD Million) 739

Table 242. European Union SoC & Memory Semiconductor Tester Market Size, by Semiconductor End Market, 2017-2040 (USD Million) 740
Table 243. European Union SoC & Memory Semiconductor Tester Market Size, by Buyer Type, 2017-2040 (USD Million) 740
Table 244. European Union SoC & Memory Semiconductor Tester Market Size, by Acquisition Model, 2017-2040 (USD Million) 740
Table 245. European Union SoC & Memory Semiconductor Tester Market Size, by Sales Channel, 2017-2040 (USD Million) 741
Table 246. European Union SoC & Memory Semiconductor Tester Market Size, by Test Insertion, 2017-2040 (USD Million) 741
Table 247. GCC SoC & Memory Semiconductor Tester Market, by Country growth contribution, 2025-2032 764
Table 248. GCC SoC & Memory Semiconductor Tester Market Size, by Group, 2017-2040 (USD Million) 764
Table 249. GCC SoC & Memory Semiconductor Tester Market Size, by Tester Type, 2017-2040 (USD Million) 764
Table 250. GCC SoC & Memory Semiconductor Tester Market Size, by Memory Testers, 2017-2040 (USD Million) 765
Table 251. GCC SoC & Memory Semiconductor Tester Market Size, by Platform Architecture, 2017-2040 (USD Million) 765
Table 252. GCC SoC & Memory Semiconductor Tester Market Size, by Test Purpose, 2017-2040 (USD Million) 765
Table 253. GCC SoC & Memory Semiconductor Tester Market Size, by Semiconductor End Market, 2017-2040 (USD Million) 766
Table 254. GCC SoC & Memory Semiconductor Tester Market Size, by Buyer Type, 2017-2040 (USD Million) 766
Table 255. GCC SoC & Memory Semiconductor Tester Market Size, by Acquisition Model, 2017-2040 (USD Million) 766
Table 256. GCC SoC & Memory Semiconductor Tester Market Size, by Sales Channel, 2017-2040 (USD Million) 767
Table 257. GCC SoC & Memory Semiconductor Tester Market Size, by Test Insertion, 2017-2040 (USD Million) 767
Table 258. Global SoC & Memory Semiconductor Tester Market, by Country growth contribution, 2025-2032 793
Table 259. Global SoC & Memory Semiconductor Tester Market Size, by Country, 2017-2040 (USD Million) 794
Table 260. China SoC & Memory Semiconductor Tester Market Size, 2017-2040 (USD Million) 800
Table 261. China SoC & Memory Semiconductor Tester Market Size, by Tester Type, 2017-2040 (USD Million) 800
Table 262. China SoC & Memory Semiconductor Tester Market Size, by Memory Testers, 2017-2040 (USD Million) 801
Table 263. China SoC & Memory Semiconductor Tester Market Size, by Platform Architecture, 2017-2040 (USD Million) 801
Table 264. China SoC & Memory Semiconductor Tester Market Size, by Test Purpose, 2017-2040 (USD Million) 801

Table 265. China SoC & Memory Semiconductor Tester Market Size, by Semiconductor End Market, 2017-2040 (USD Million) 802
Table 266. China SoC & Memory Semiconductor Tester Market Size, by Buyer Type, 2017-2040 (USD Million) 802
Table 267. China SoC & Memory Semiconductor Tester Market Size, by Acquisition Model, 2017-2040 (USD Million) 802
Table 268. China SoC & Memory Semiconductor Tester Market Size, by Sales Channel, 2017-2040 (USD Million) 803
Table 269. China SoC & Memory Semiconductor Tester Market Size, by Test Insertion, 2017-2040 (USD Million) 803
Table 270. South Korea SoC & Memory Semiconductor Tester Market Size, 2017-2040 (USD Million) 825
Table 271. South Korea SoC & Memory Semiconductor Tester Market Size, by Tester Type, 2017-2040 (USD Million) 826
Table 272. South Korea SoC & Memory Semiconductor Tester Market Size, by Memory Testers, 2017-2040 (USD Million) 826
Table 273. South Korea SoC & Memory Semiconductor Tester Market Size, by Platform Architecture, 2017-2040 (USD Million) 826
Table 274. South Korea SoC & Memory Semiconductor Tester Market Size, by Test Purpose, 2017-2040 (USD Million) 826
Table 275. South Korea SoC & Memory Semiconductor Tester Market Size, by Semiconductor End Market, 2017-2040 (USD Million) 827
Table 276. South Korea SoC & Memory Semiconductor Tester Market Size, by Buyer Type, 2017-2040 (USD Million) 827
Table 277. South Korea SoC & Memory Semiconductor Tester Market Size, by Acquisition Model, 2017-2040 (USD Million) 827
Table 278. South Korea SoC & Memory Semiconductor Tester Market Size, by Sales Channel, 2017-2040 (USD Million) 828
Table 279. South Korea SoC & Memory Semiconductor Tester Market Size, by Test Insertion, 2017-2040 (USD Million) 828
Table 280. United States SoC & Memory Semiconductor Tester Market Size, 2017-2040 (USD Million) 850
Table 281. United States SoC & Memory Semiconductor Tester Market Size, by Tester Type, 2017-2040 (USD Million) 851
Table 282. United States SoC & Memory Semiconductor Tester Market Size, by Memory Testers, 2017-2040 (USD Million) 851
Table 283. United States SoC & Memory Semiconductor Tester Market Size, by Platform Architecture, 2017-2040 (USD Million) 851
Table 284. United States SoC & Memory Semiconductor Tester Market Size, by Test Purpose, 2017-2040 (USD Million) 851
Table 285. United States SoC & Memory Semiconductor Tester Market Size, by Semiconductor End Market, 2017-2040 (USD Million) 852
Table 286. United States SoC & Memory Semiconductor Tester Market Size, by Buyer Type, 2017-2040 (USD Million) 852

Table 287. United States SoC & Memory Semiconductor Tester Market Size, by Acquisition Model, 2017-2040 (USD Million) 852
Table 288. United States SoC & Memory Semiconductor Tester Market Size, by Sales Channel, 2017-2040 (USD Million) 853
Table 289. United States SoC & Memory Semiconductor Tester Market Size, by Test Insertion, 2017-2040 (USD Million) 853
Table 290. Japan SoC & Memory Semiconductor Tester Market Size, 2017-2040 (USD Million) 875
Table 291. Japan SoC & Memory Semiconductor Tester Market Size, by Tester Type, 2017-2040 (USD Million) 876
Table 292. Japan SoC & Memory Semiconductor Tester Market Size, by Memory Testers, 2017-2040 (USD Million) 876
Table 293. Japan SoC & Memory Semiconductor Tester Market Size, by Platform Architecture, 2017-2040 (USD Million) 876
Table 294. Japan SoC & Memory Semiconductor Tester Market Size, by Test Purpose, 2017-2040 (USD Million) 876
Table 295. Japan SoC & Memory Semiconductor Tester Market Size, by Semiconductor End Market, 2017-2040 (USD Million) 877
Table 296. Japan SoC & Memory Semiconductor Tester Market Size, by Buyer Type, 2017-2040 (USD Million) 877
Table 297. Japan SoC & Memory Semiconductor Tester Market Size, by Acquisition Model, 2017-2040 (USD Million) 877
Table 298. Japan SoC & Memory Semiconductor Tester Market Size, by Sales Channel, 2017-2040 (USD Million) 878
Table 299. Japan SoC & Memory Semiconductor Tester Market Size, by Test Insertion, 2017-2040 (USD Million) 878
Table 300. Germany SoC & Memory Semiconductor Tester Market Size, 2017-2040 (USD Million) 900
Table 301. Germany SoC & Memory Semiconductor Tester Market Size, by Tester Type, 2017-2040 (USD Million) 901
Table 302. Germany SoC & Memory Semiconductor Tester Market Size, by Memory Testers, 2017-2040 (USD Million) 901
Table 303. Germany SoC & Memory Semiconductor Tester Market Size, by Platform Architecture, 2017-2040 (USD Million) 901
Table 304. Germany SoC & Memory Semiconductor Tester Market Size, by Test Purpose, 2017-2040 (USD Million) 901
Table 305. Germany SoC & Memory Semiconductor Tester Market Size, by Semiconductor End Market, 2017-2040 (USD Million) 902
Table 306. Germany SoC & Memory Semiconductor Tester Market Size, by Buyer Type, 2017-2040 (USD Million) 902
Table 307. Germany SoC & Memory Semiconductor Tester Market Size, by Acquisition Model, 2017-2040 (USD Million) 902
Table 308. Germany SoC & Memory Semiconductor Tester Market Size, by Sales Channel, 2017-2040 (USD Million) 903
Table 309. Germany SoC & Memory Semiconductor Tester Market Size, by Test Insertion, 2017-2040 (USD Million) 903

Table 310. India SoC & Memory Semiconductor Tester Market Size, 2017-2040 (USD Million) 925
Table 311. India SoC & Memory Semiconductor Tester Market Size, by Tester Type, 2017-2040 (USD Million) 926
Table 312. India SoC & Memory Semiconductor Tester Market Size, by Memory Testers, 2017-2040 (USD Million) 926
Table 313. India SoC & Memory Semiconductor Tester Market Size, by Platform Architecture, 2017-2040 (USD Million) 926
Table 314. India SoC & Memory Semiconductor Tester Market Size, by Test Purpose, 2017-2040 (USD Million) 926
Table 315. India SoC & Memory Semiconductor Tester Market Size, by Semiconductor End Market, 2017-2040 (USD Million) 927
Table 316. India SoC & Memory Semiconductor Tester Market Size, by Buyer Type, 2017-2040 (USD Million) 927
Table 317. India SoC & Memory Semiconductor Tester Market Size, by Acquisition Model, 2017-2040 (USD Million) 927
Table 318. India SoC & Memory Semiconductor Tester Market Size, by Sales Channel, 2017-2040 (USD Million) 928
Table 319. India SoC & Memory Semiconductor Tester Market Size, by Test Insertion, 2017-2040 (USD Million) 928
Table 320. France SoC & Memory Semiconductor Tester Market Size, 2017-2040 (USD Million) 950
Table 321. France SoC & Memory Semiconductor Tester Market Size, by Tester Type, 2017-2040 (USD Million) 951
Table 322. France SoC & Memory Semiconductor Tester Market Size, by Memory Testers, 2017-2040 (USD Million) 951
Table 323. France SoC & Memory Semiconductor Tester Market Size, by Platform Architecture, 2017-2040 (USD Million) 951
Table 324. France SoC & Memory Semiconductor Tester Market Size, by Test Purpose, 2017-2040 (USD Million) 951
Table 325. France SoC & Memory Semiconductor Tester Market Size, by Semiconductor End Market, 2017-2040 (USD Million) 952
Table 326. France SoC & Memory Semiconductor Tester Market Size, by Buyer Type, 2017-2040 (USD Million) 952
Table 327. France SoC & Memory Semiconductor Tester Market Size, by Acquisition Model, 2017-2040 (USD Million) 952
Table 328. France SoC & Memory Semiconductor Tester Market Size, by Sales Channel, 2017-2040 (USD Million) 953
Table 329. France SoC & Memory Semiconductor Tester Market Size, by Test Insertion, 2017-2040 (USD Million) 953
Table 330. Italy SoC & Memory Semiconductor Tester Market Size, 2017-2040 (USD Million) 975
Table 331. Italy SoC & Memory Semiconductor Tester Market Size, by Tester Type, 2017-2040 (USD Million) 976
Table 332. Italy SoC & Memory Semiconductor Tester Market Size, by Memory Testers, 2017-2040 (USD Million) 976

Table 333. Italy SoC & Memory Semiconductor Tester Market Size, by Platform Architecture, 2017-2040 (USD Million) 976
Table 334. Italy SoC & Memory Semiconductor Tester Market Size, by Test Purpose, 2017-2040 (USD Million) 976
Table 335. Italy SoC & Memory Semiconductor Tester Market Size, by Semiconductor End Market, 2017-2040 (USD Million) 977
Table 336. Italy SoC & Memory Semiconductor Tester Market Size, by Buyer Type, 2017-2040 (USD Million) 977
Table 337. Italy SoC & Memory Semiconductor Tester Market Size, by Acquisition Model, 2017-2040 (USD Million) 977
Table 338. Italy SoC & Memory Semiconductor Tester Market Size, by Sales Channel, 2017-2040 (USD Million) 978
Table 339. Italy SoC & Memory Semiconductor Tester Market Size, by Test Insertion, 2017-2040 (USD Million) 978
Table 340. Canada SoC & Memory Semiconductor Tester Market Size, 2017-2040 (USD Million) 1000
Table 341. Canada SoC & Memory Semiconductor Tester Market Size, by Tester Type, 2017-2040 (USD Million) 1001
Table 342. Canada SoC & Memory Semiconductor Tester Market Size, by Memory Testers, 2017-2040 (USD Million) 1001
Table 343. Canada SoC & Memory Semiconductor Tester Market Size, by Platform Architecture, 2017-2040 (USD Million) 1001
Table 344. Canada SoC & Memory Semiconductor Tester Market Size, by Test Purpose, 2017-2040 (USD Million) 1001
Table 345. Canada SoC & Memory Semiconductor Tester Market Size, by Semiconductor End Market, 2017-2040 (USD Million) 1002
Table 346. Canada SoC & Memory Semiconductor Tester Market Size, by Buyer Type, 2017-2040 (USD Million) 1002
Table 347. Canada SoC & Memory Semiconductor Tester Market Size, by Acquisition Model, 2017-2040 (USD Million) 1002
Table 348. Canada SoC & Memory Semiconductor Tester Market Size, by Sales Channel, 2017-2040 (USD Million) 1003
Table 349. Canada SoC & Memory Semiconductor Tester Market Size, by Test Insertion, 2017-2040 (USD Million) 1003
Table 350. Brazil SoC & Memory Semiconductor Tester Market Size, 2017-2040 (USD Million) 1025
Table 351. Brazil SoC & Memory Semiconductor Tester Market Size, by Tester Type, 2017-2040 (USD Million) 1026
Table 352. Brazil SoC & Memory Semiconductor Tester Market Size, by Memory Testers, 2017-2040 (USD Million) 1026
Table 353. Brazil SoC & Memory Semiconductor Tester Market Size, by Platform Architecture, 2017-2040 (USD Million) 1026
Table 354. Brazil SoC & Memory Semiconductor Tester Market Size, by Test Purpose, 2017-2040 (USD Million) 1026
Table 355. Brazil SoC & Memory Semiconductor Tester Market Size, by Semiconductor End Market, 2017-2040 (USD Million) 1027

Table 356. Brazil SoC & Memory Semiconductor Tester Market Size, by Buyer Type, 2017-2040 (USD Million) 1027
Table 357. Brazil SoC & Memory Semiconductor Tester Market Size, by Acquisition Model, 2017-2040 (USD Million) 1027
Table 358. Brazil SoC & Memory Semiconductor Tester Market Size, by Sales Channel, 2017-2040 (USD Million) 1028
Table 359. Brazil SoC & Memory Semiconductor Tester Market Size, by Test Insertion, 2017-2040 (USD Million) 1028
Table 360. United Kingdom SoC & Memory Semiconductor Tester Market Size, 2017-2040 (USD Million) 1050
Table 361. United Kingdom SoC & Memory Semiconductor Tester Market Size, by Tester Type, 2017-2040 (USD Million) 1051
Table 362. United Kingdom SoC & Memory Semiconductor Tester Market Size, by Memory Testers, 2017-2040 (USD Million) 1051
Table 363. United Kingdom SoC & Memory Semiconductor Tester Market Size, by Platform Architecture, 2017-2040 (USD Million) 1051
Table 364. United Kingdom SoC & Memory Semiconductor Tester Market Size, by Test Purpose, 2017-2040 (USD Million) 1051
Table 365. United Kingdom SoC & Memory Semiconductor Tester Market Size, by Semiconductor End Market, 2017-2040 (USD Million) 1052
Table 366. United Kingdom SoC & Memory Semiconductor Tester Market Size, by Buyer Type, 2017-2040 (USD Million) 1052
Table 367. United Kingdom SoC & Memory Semiconductor Tester Market Size, by Acquisition Model, 2017-2040 (USD Million) 1052
Table 368. United Kingdom SoC & Memory Semiconductor Tester Market Size, by Sales Channel, 2017-2040 (USD Million) 1053
Table 369. United Kingdom SoC & Memory Semiconductor Tester Market Size, by Test Insertion, 2017-2040 (USD Million) 1053
Table 370. Mexico SoC & Memory Semiconductor Tester Market Size, 2017-2040 (USD Million) 1075
Table 371. Mexico SoC & Memory Semiconductor Tester Market Size, by Tester Type, 2017-2040 (USD Million) 1076
Table 372. Mexico SoC & Memory Semiconductor Tester Market Size, by Memory Testers, 2017-2040 (USD Million) 1076
Table 373. Mexico SoC & Memory Semiconductor Tester Market Size, by Platform Architecture, 2017-2040 (USD Million) 1076
Table 374. Mexico SoC & Memory Semiconductor Tester Market Size, by Test Purpose, 2017-2040 (USD Million) 1076
Table 375. Mexico SoC & Memory Semiconductor Tester Market Size, by Semiconductor End Market, 2017-2040 (USD Million) 1077
Table 376. Mexico SoC & Memory Semiconductor Tester Market Size, by Buyer Type, 2017-2040 (USD Million) 1077
Table 377. Mexico SoC & Memory Semiconductor Tester Market Size, by Acquisition Model, 2017-2040 (USD Million) 1077
Table 378. Mexico SoC & Memory Semiconductor Tester Market Size, by Sales Channel, 2017-2040 (USD Million) 1078

Table 379. Mexico SoC & Memory Semiconductor Tester Market Size, by Test Insertion, 2017-2040 (USD Million) 1078
Table 380. Australia SoC & Memory Semiconductor Tester Market Size, 2017-2040 (USD Million) 1100
Table 381. Australia SoC & Memory Semiconductor Tester Market Size, by Tester Type, 2017-2040 (USD Million) 1101
Table 382. Australia SoC & Memory Semiconductor Tester Market Size, by Memory Testers, 2017-2040 (USD Million) 1101
Table 383. Australia SoC & Memory Semiconductor Tester Market Size, by Platform Architecture, 2017-2040 (USD Million) 1101
Table 384. Australia SoC & Memory Semiconductor Tester Market Size, by Test Purpose, 2017-2040 (USD Million) 1101
Table 385. Australia SoC & Memory Semiconductor Tester Market Size, by Semiconductor End Market, 2017-2040 (USD Million) 1102
Table 386. Australia SoC & Memory Semiconductor Tester Market Size, by Buyer Type, 2017-2040 (USD Million) 1102
Table 387. Australia SoC & Memory Semiconductor Tester Market Size, by Acquisition Model, 2017-2040 (USD Million) 1102
Table 388. Australia SoC & Memory Semiconductor Tester Market Size, by Sales Channel, 2017-2040 (USD Million) 1103
Table 389. Australia SoC & Memory Semiconductor Tester Market Size, by Test Insertion, 2017-2040 (USD Million) 1103
Table 390. Russia SoC & Memory Semiconductor Tester Market Size, 2017-2040 (USD Million) 1125
Table 391. Russia SoC & Memory Semiconductor Tester Market Size, by Tester Type, 2017-2040 (USD Million) 1126
Table 392. Russia SoC & Memory Semiconductor Tester Market Size, by Memory Testers, 2017-2040 (USD Million) 1126
Table 393. Russia SoC & Memory Semiconductor Tester Market Size, by Platform Architecture, 2017-2040 (USD Million) 1126
Table 394. Russia SoC & Memory Semiconductor Tester Market Size, by Test Purpose, 2017-2040 (USD Million) 1126
Table 395. Russia SoC & Memory Semiconductor Tester Market Size, by Semiconductor End Market, 2017-2040 (USD Million) 1127
Table 396. Russia SoC & Memory Semiconductor Tester Market Size, by Buyer Type, 2017-2040 (USD Million) 1127
Table 397. Russia SoC & Memory Semiconductor Tester Market Size, by Acquisition Model, 2017-2040 (USD Million) 1127
Table 398. Russia SoC & Memory Semiconductor Tester Market Size, by Sales Channel, 2017-2040 (USD Million) 1128
Table 399. Russia SoC & Memory Semiconductor Tester Market Size, by Test Insertion, 2017-2040 (USD Million) 1128
Table 400. Spain SoC & Memory Semiconductor Tester Market Size, 2017-2040 (USD Million) 1150
Table 401. Spain SoC & Memory Semiconductor Tester Market Size, by Tester Type, 2017-2040 (USD Million) 1151

Table 402. Spain SoC & Memory Semiconductor Tester Market Size, by Memory Testers, 2017-2040 (USD Million) 1151
Table 403. Spain SoC & Memory Semiconductor Tester Market Size, by Platform Architecture, 2017-2040 (USD Million) 1151
Table 404. Spain SoC & Memory Semiconductor Tester Market Size, by Test Purpose, 2017-2040 (USD Million) 1151
Table 405. Spain SoC & Memory Semiconductor Tester Market Size, by Semiconductor End Market, 2017-2040 (USD Million) 1152
Table 406. Spain SoC & Memory Semiconductor Tester Market Size, by Buyer Type, 2017-2040 (USD Million) 1152
Table 407. Spain SoC & Memory Semiconductor Tester Market Size, by Acquisition Model, 2017-2040 (USD Million) 1152
Table 408. Spain SoC & Memory Semiconductor Tester Market Size, by Sales Channel, 2017-2040 (USD Million) 1153
Table 409. Spain SoC & Memory Semiconductor Tester Market Size, by Test Insertion, 2017-2040 (USD Million) 1153
Table 410. Global SoC & Memory Semiconductor Tester Market Share, by Key Player, 2025 1177
Table 411. Global SoC & Memory Semiconductor Tester Market, Companies Covered 1206
Table 412. Global SoC & Memory Semiconductor Tester Market, Key Experts 1224

Contributors

Shikha Sachan

Chief Executive Officer

A transformational leader with a strong focus on integrating new technology frameworks into market research. She focuses on reshaping business models in line with evolving technologies and geopolitical shifts, while actively engaging with decision-makers and experts to deliver trustworthy insights, strategic clarity, and lasting business value.

Shraddha Bhirud

Research Manager

With extensive experience in market intelligence, leads complex client engagements by overseeing multiple research projects from initiation to delivery. Strengthens research operations timely through standardized methods, process optimization, and cross-functional collaboration while supporting sales initiatives. Her commitment to quality, and client success ensures the delivery of actionable insights.

Vivek Paymode

Research Lead

Oversees end-to-end research engagements by mentoring analysts and delivering reliable market intelligence. Specializes in industry analysis, company profiling, trend evaluation, opportunity assessment, and quality assurance. Collaborates closely with clients and internal teams to ensure actionable insights that support informed strategic business decisions.

Shailesh Sachan

Research Lead

Leads market intelligence projects by guiding research analysts and ensuring accurate, insight-driven deliverables. Specializes in competitive benchmarking, market assessment, research planning, data validation, and project execution. Delivers high-quality outcomes through effective client coordination, structured workflows, and consistent adherence to project timelines and quality standards.

360iResearch

Founded in 2017, 360iResearch is a market research and business consulting company headquartered in India, with clients and focus markets spanning the globe.

We are a dynamic, nimble company that believes in carving ambitious, purposeful goals and achieving them with the backing of our greatest asset - our people.

Quick on our feet, we have our ear to the ground when it comes to market intelligence and volatility. Our market intelligence is diligent, real-time and tailored to your needs, and arms you with all the insight that empowers strategic decision-making.

Our clientele encompasses about 80% of the Fortune Global 500, and leading consulting and research companies and academic institutions that rely on our expertise in compiling data in niche markets. Our meta-insights are intelligent, impactful and infinite, and translate into actionable data that support your quest for enhanced profitability, tapping into niche markets, and exploring new revenue opportunities.

Global Information | RESEARCH AND MARKETS THE WORLD'S LARGEST MARKET RESEARCH STORE | Market Research.com

© 360iResearch 2026

All Rights Reserved. This document contains highly confidential information and is the sole property of 360iResearch. No part of it may be circulated, copied, quoted, or otherwise reproduced without the written approval of 360iResearch.